

## Age and Gender

### **The Census in Manitoba: 1951 and 2006**

#### **Summary**

*The following summary is not a direct comparison between the 1951 and 2006 Censuses. Definitions of Census terms (for example “family”) have changed over time and consequently direct comparisons of data can not be made. This summary is only meant to give the reader a general idea of how Manitoba has transformed over the last 55 years based on available Census data.*

The Manitoba Bureau of Statistics has prepared this summary from the Statistics Canada 1951 and 2006 Censuses. It provides data for Manitoba by age, gender, and census year.

Manitoba’s population count increased 47.9% over the 55 year period from 1951 to 2006. The number of individuals counted in the 1951 Census totalled 776,541 and 1,148,400 in the 2006 Census<sup>1</sup>.

Manitoba’s male to female ratio<sup>2</sup> decreased from 103 in 1951 to 96 in 2006. Much of the difference in these two ratios is due to the population aged 60 years and older. In 1951, males aged 60 years and older noticeably out-numbered females of the same age and pushed the overall ratio up. This is a reflection of the fact that early settlers to the province and immigrants prior to 1911 were predominantly male, these early settlers would be over 60 in 1951.

The population groups aged 0 to 14 years and 15 to 39 years decreased their share of total population by 9.1 and 5.1 points respectively from 1951 to 2006. Conversely, the population groups aged 40 to 64 years and 65 and over increased by 8.5 and 5.7 points respectively over the same period. The increase in older adults (40 to 64 years) is due to the aging of the “Baby Boom” generation. This scenario is being played out across Canada.

The median age<sup>3</sup> is the point where exactly one half of the population is older and the other half is younger. An increasing median age indicates an aging population. An aging population has implications for the labour force, the economy, social services, and the health care system.

The median age in Manitoba increased 9.1 years from 29.0 years in 1951 to 38.1 years in 2006. In 1951, Manitoba’s median age was above Canada’s (27.7 years) whereas, in 2006, the median age was below Canada’s (39.5 years).

## User Information

### Census Day

For the 1951 Census the precise hour of reckoning was midnight on the night of May 31 to June 1. Everyone born before that hour and everyone dying after it was counted in the population.

For the 2006 Census, Census Day was May 16, 2006.

### For More Information

Information on the 2006 Census can be found on the Statistics Canada website [www.statcan.ca](http://www.statcan.ca) and in most university and public libraries.

Information on the 1951 Census can be found in most university and public libraries.

---

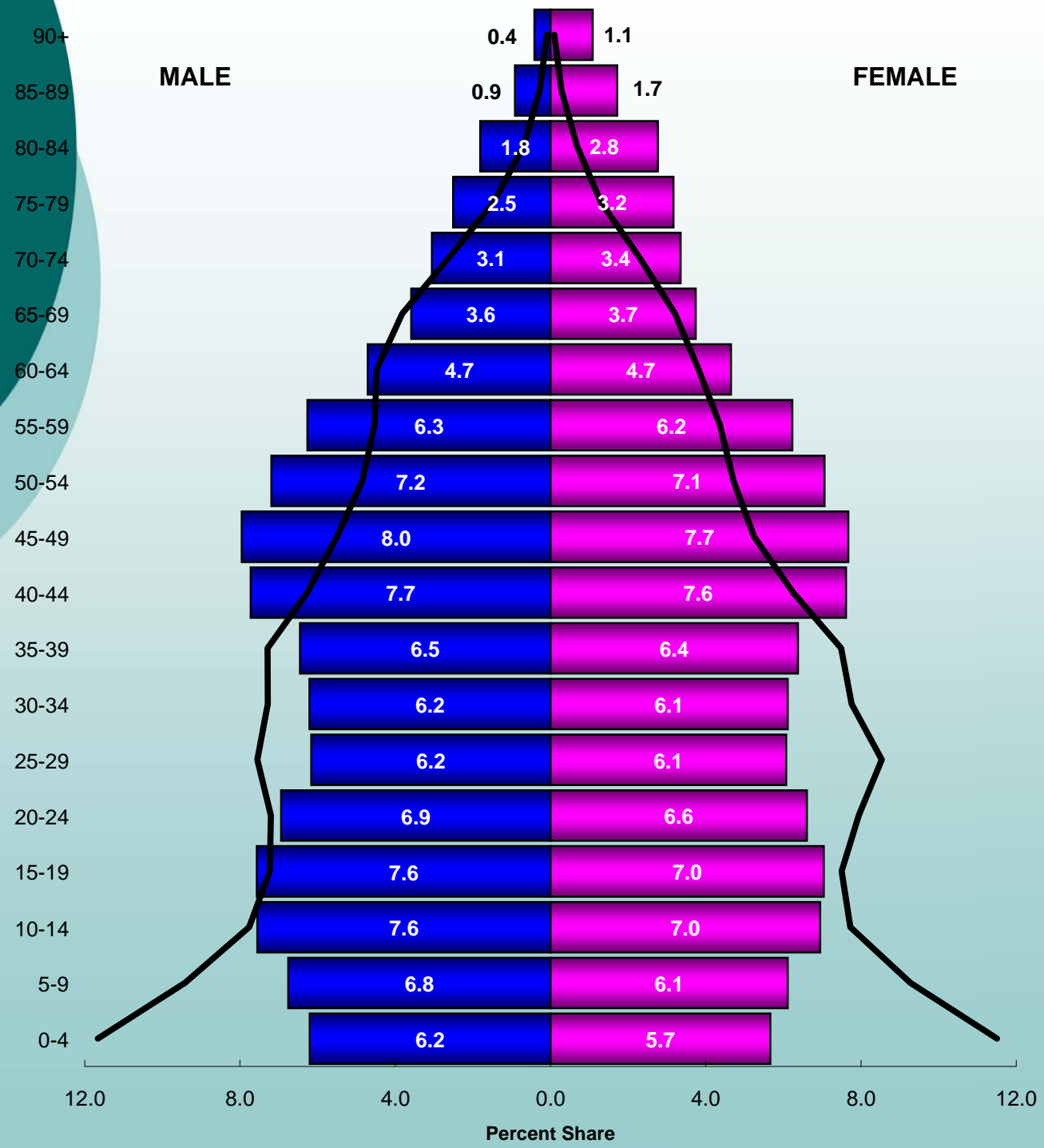
1. Random Rounding: Note that for the 2006 Census, Statistics Canada applied a procedure known as “Random Rounding” in order to ensure confidentiality standards were met. This procedure randomly rounds the population counts (including totals) either up or down to a multiple of 5 or, in some cases, 10. As a result, there are instances where the sum of the values will not equal the total listed.

Random rounding was not applied to the 1951 Census data.

2. Ratio of Males to Females: The number of males for every 100 females.

3. Median Age: The median age is an age 'x', such that exactly one half of the population is older than 'x' and the other half is younger than 'x'. Median age is calculated from population estimates for the 1951 Census.

# Manitoba Population Pyramid by Gender and Age Group 1951 and 2006 Censuses



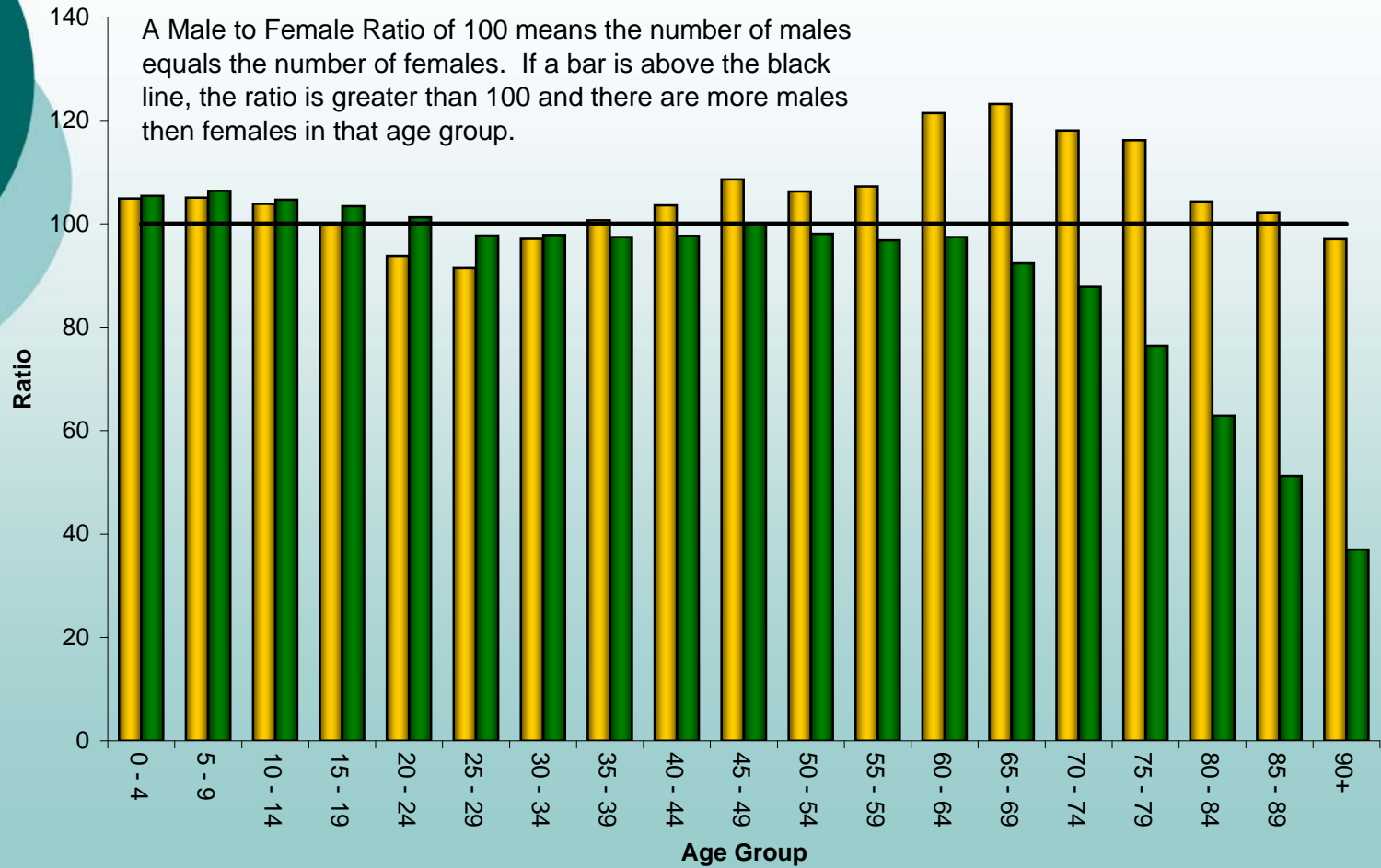
Based on Census "short form" or 100% of households.

Data Source: Statistics Canada, 1951 and 2006 Censuses

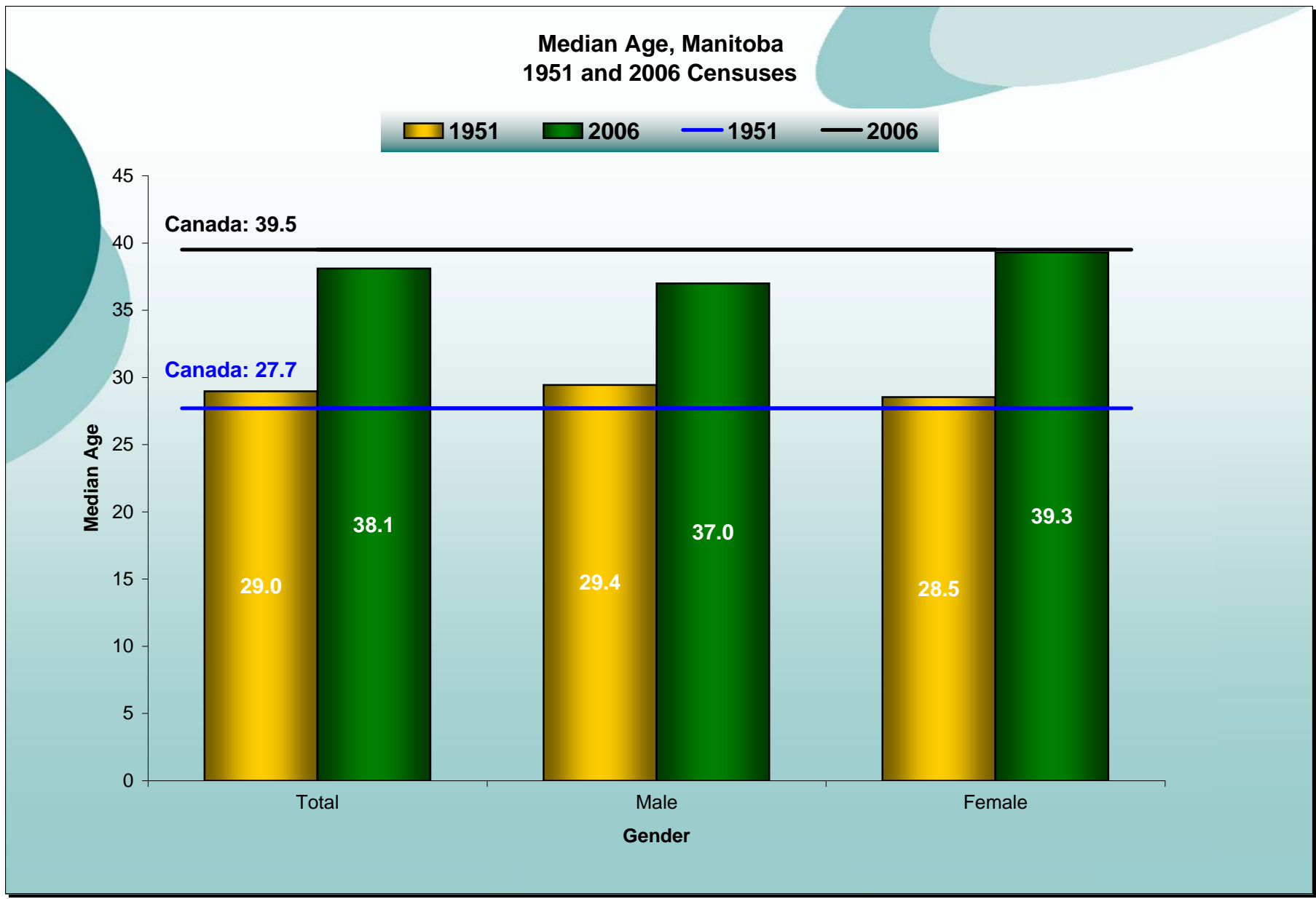
September 2008

### Ratio of Males to Females, Manitoba 1951 and 2006 Censuses

1951 2006



Based on Census "short form" or 100% of households.  
Data Source: Statistics Canada, 1951 and 2006 Censuses



Based on Census "short form" or 100% of households.  
Data Source: Statistics Canada, 1951 and 2006 Censuses