

2006 Census Profile

# **Canupawakpa Dakota First Nation (Oak Lake 59), IRI**

Data Quality Flag\* for this area is 01020

Produced by:

**The Manitoba Bureau of Statistics**

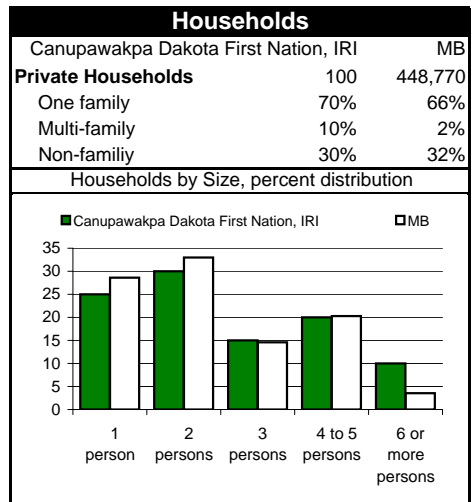
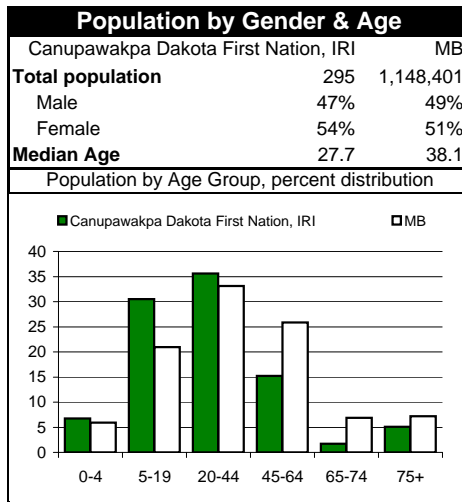
Statistics Canada offers community profiles at the following web address:

<http://www12.statcan.ca/english/census06/data/profiles/community/index.cfm?Lang=E>

*\*For information on data quality flags the user should consult the Statistics Canada publication: Data Quality and Confidentiality Standards and Guidelines (Public), 2006 Census Dissemination*

**September 2008**

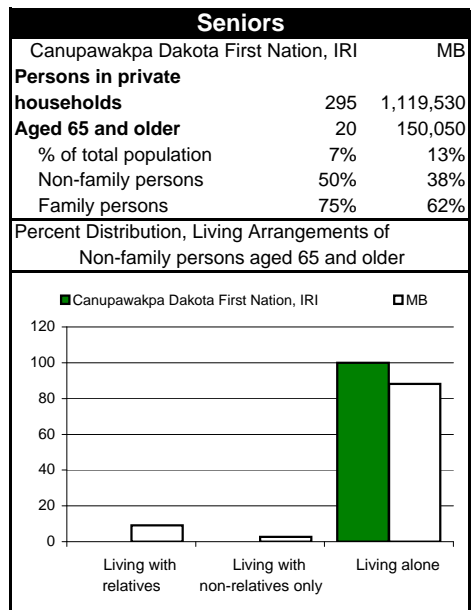
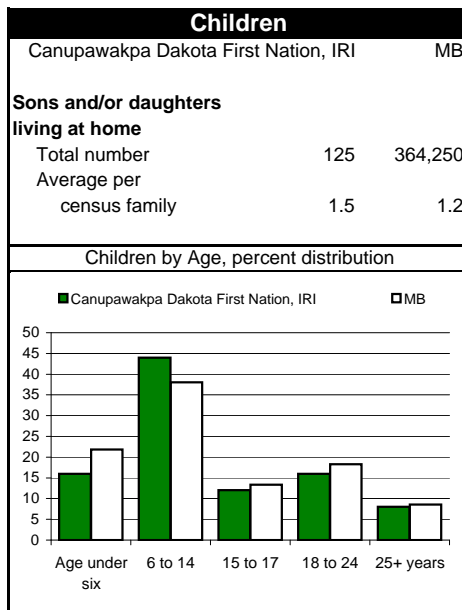
Summary		
Canupawakpa Dakota First Nation, IRI		MB
<b>Total population</b> (as of May 16, 2006)	295	1,148,401
Share of Manitoba	0.03%	
<b>2001 Census of Population</b> (as of May 15, 2001)	303	1,119,583
Percent change '01-2006	-2.6%	2.6%
<b>Land area 2006</b> km <sup>2</sup>	10.5	552,370
<b>Occupied private dwellings</b> (unrounded)	103	448,766
<b>Total Dwellings</b> (unrounded)	105	491,724



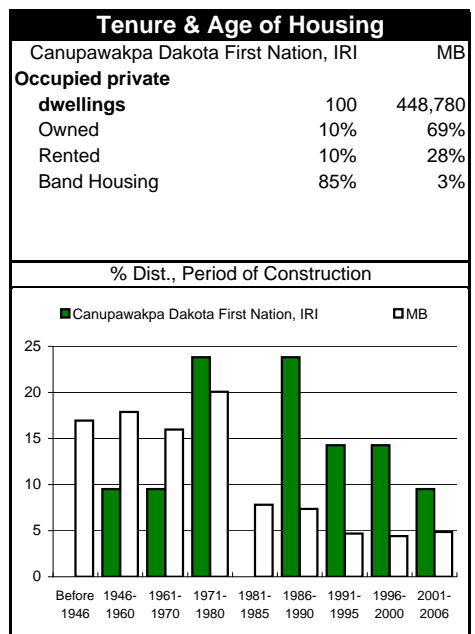
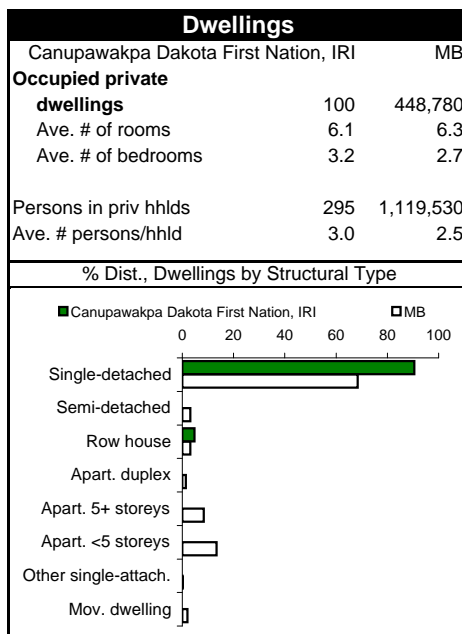
Marital Status & Families		
Canupawakpa Dakota First Nation, IRI		MB
<b>Population 15+ years</b>	215	923,230
Single, never married	130	307,500
Legally married	50	463,100
Separated	5	26,215
Divorced	15	62,865
Widowed	15	63,550

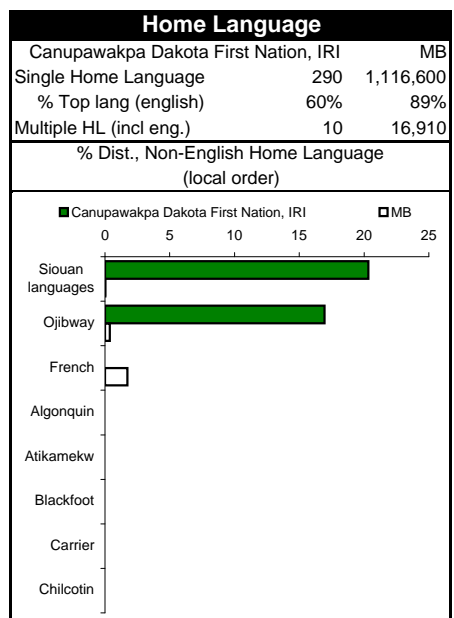
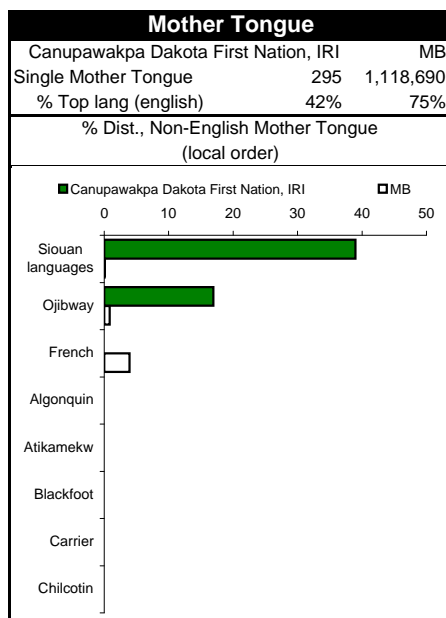
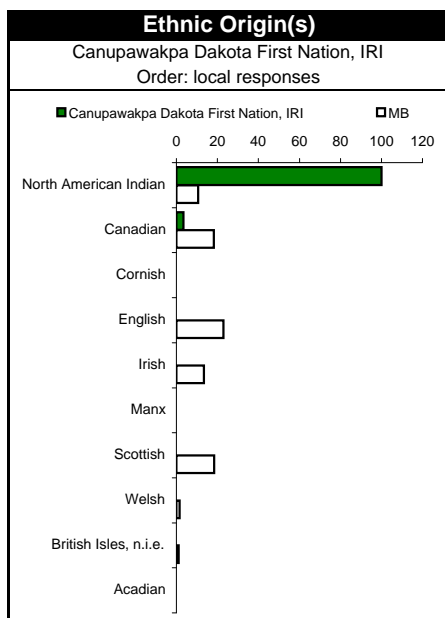

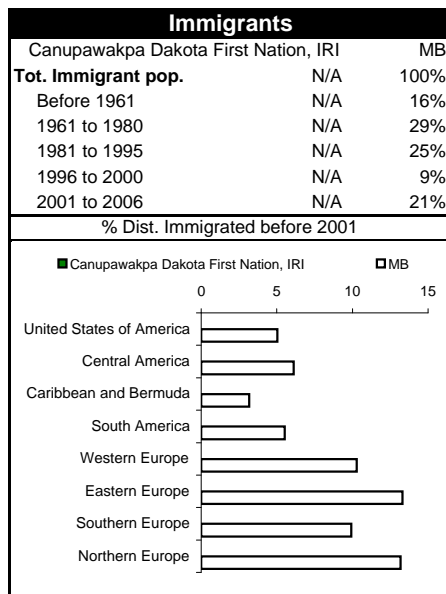
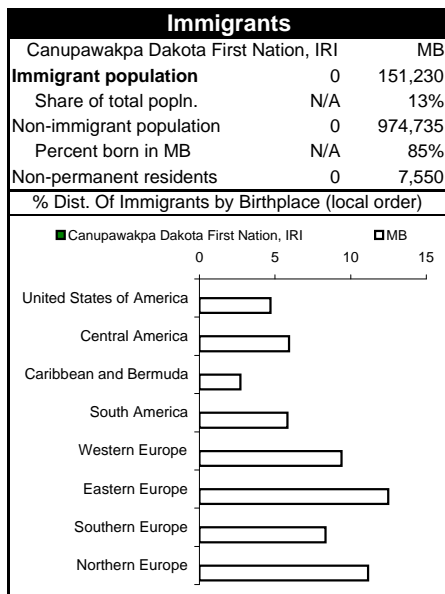
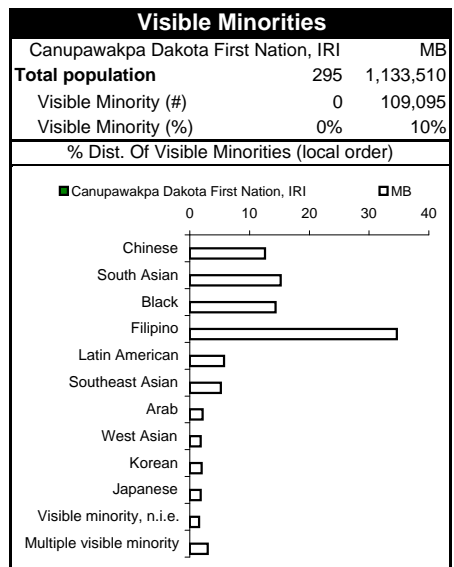
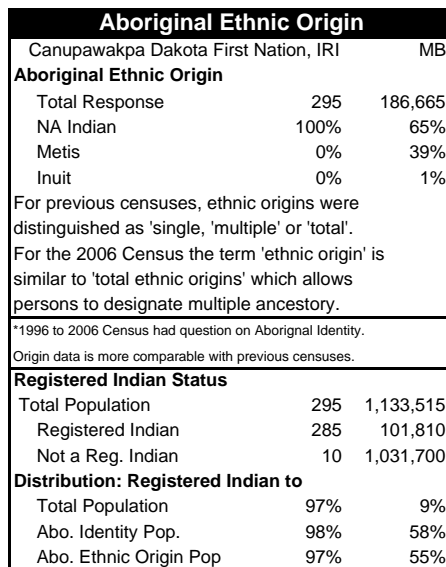
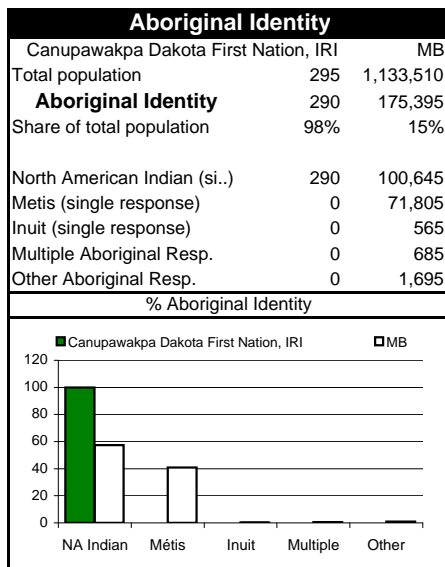
Census Families by Structure

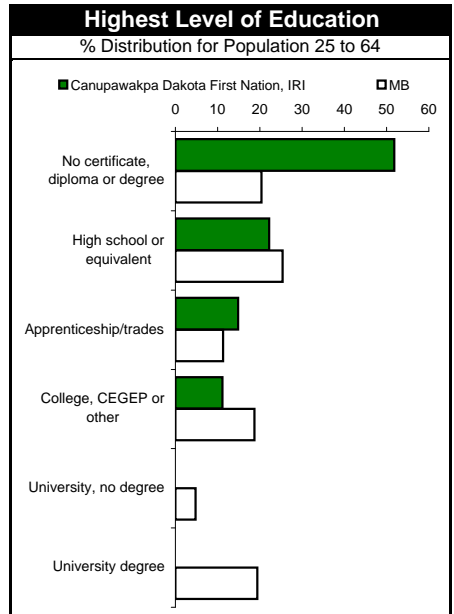
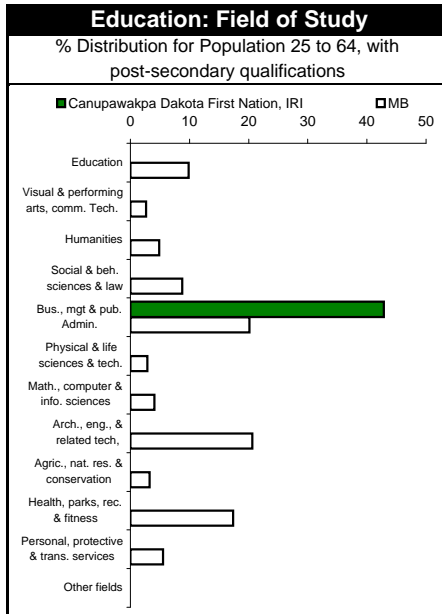
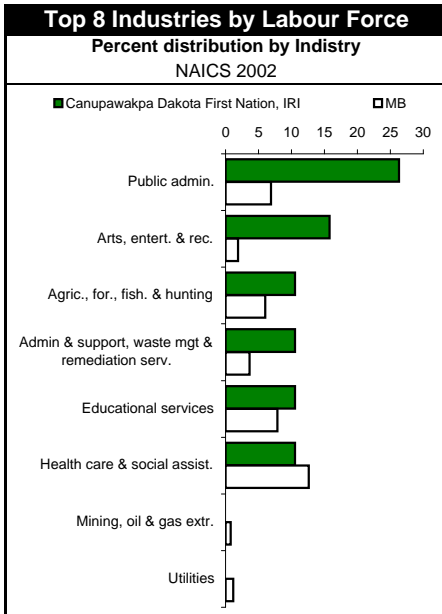
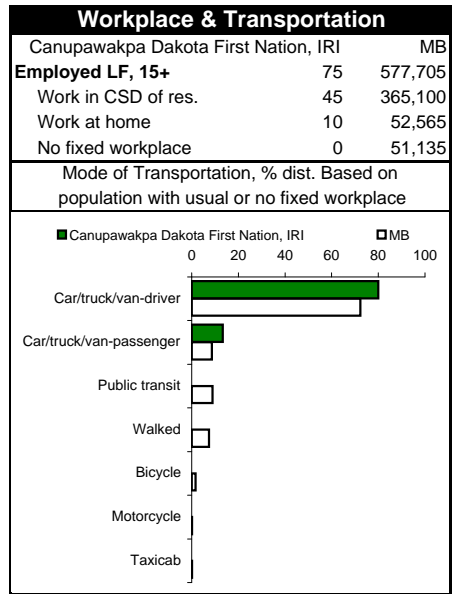
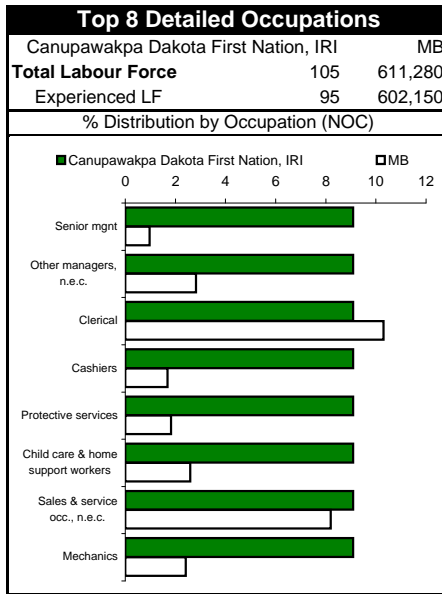
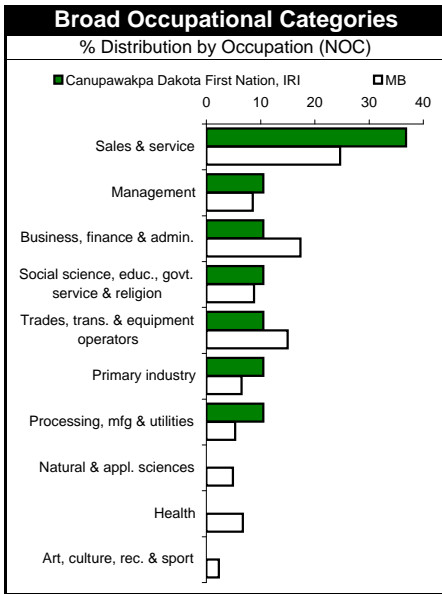
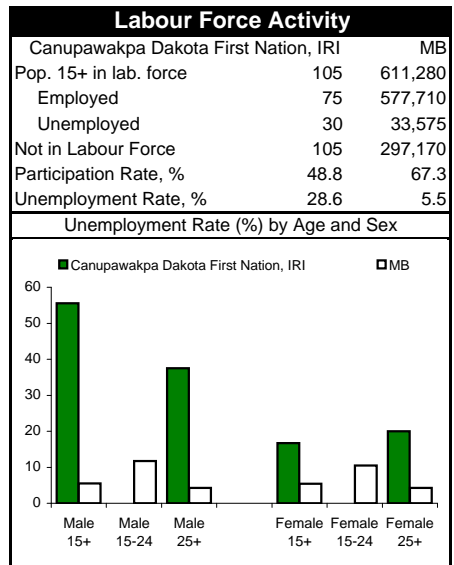
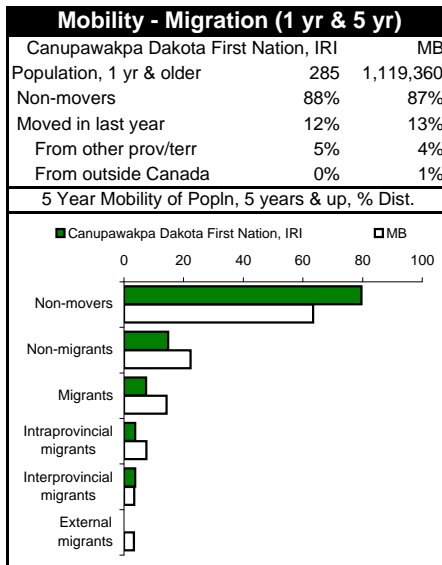
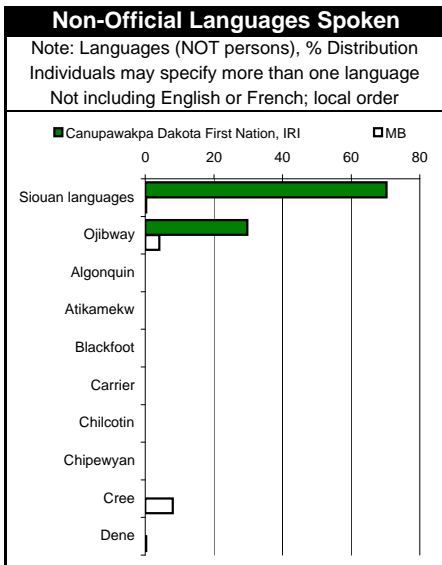
No. of census families	Canupawakpa Dakota First Nation, IRI	MB
<b>80</b>		312,805
<b>Husband-wife families</b>	50	259,595
Now-married couples	25	225,875
Without child at home	40%	44%
With children at home	40%	56%
Common-law couples	30	33,715
Without child at home	33%	57%
With children at home	67%	43%
<b>Single-parent families</b>	25	53,210
Male parent	0%	19%
Female parent	80%	81%

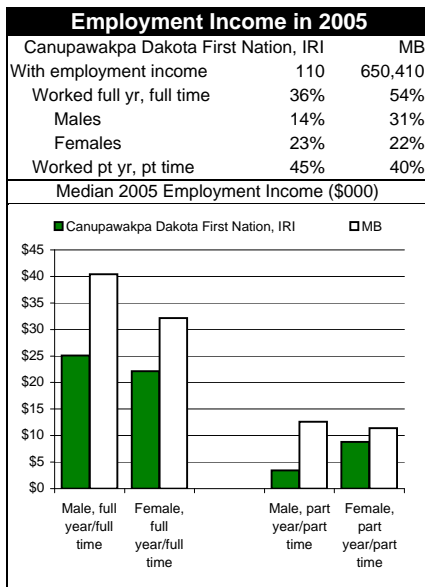


Affordability (vs. Household income)		
Canupawakpa Dakota First Nation, IRI		MB
<b>Non-farm, non-reserve private dwellings, occupied by usual residents</b>		
<b>Total number</b>	N/A	426,070
<b>Tenant Occupied</b>	N/A	126,420
Average gross rent	N/A	\$591
>= 30% of hhld income	N/A	35%
30-99% of hhld income	N/A	31%
<b>Owner Occupied</b>	N/A	299,645
Average value	N/A	\$153,307
Average payments	N/A	\$768
>= 30% of hhld income	N/A	11%
30-99% of hhld income	N/A	10%
<b>One family hhlds without additional persons in non-farm, non-reserve private dwellings</b>		
<b>Tenant households</b>	N/A	50,055
Average gross rent	N/A	\$632
>= 30% of hhld income	N/A	25%
<b>Owner occupied</b>	N/A	216,475
Average gross rent	N/A	\$820
>= 30% of hhld income	N/A	9%







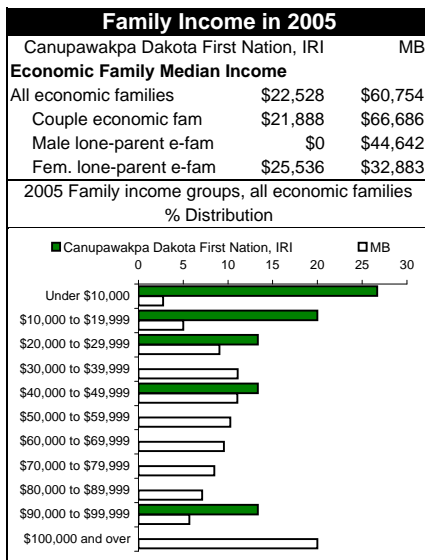


### Total Income in 2005

Canupawakpa Dakota First Nation, IRI		MB
<b>Population 15+</b>	215	908,450
Males	47%	49%
Females	56%	51%
<b>Median Total Income</b>	\$10,400	\$24,194
Males 15+, income	\$6,352	\$29,919
Females 15+, income	\$12,128	\$20,169
<b>Males 15+, no income</b>	10	19,840
<b>Males 15+, income</b>	85	421,490
Under \$10,000	59%	18%
\$10,000 - \$29,999	47%	32%
\$30,000 - \$39,999	0%	15%
\$40,000 - \$59,999	0%	19%
\$60,000 and over	0%	16%
Average total income	\$10,533	\$37,317
<b>Females 15+, no inc.</b>	10	23,210
<b>Females 15+, inc.</b>	110	443,910
Under \$10,000	41%	23%
\$10,000 - \$29,999	45%	45%
\$30,000 - \$39,999	9%	13%
\$40,000 - \$59,999	0%	12%
\$60,000 and over	0%	7%
Average total income	\$17,827	\$25,627

### After-tax Income in 2005

Canupawakpa Dakota First Nation, IRI		MB
<b>Population 15+</b>	215	908,450
Males	44%	49%
Females	56%	51%
<b>Median afte-tax inc.</b>	\$10,400	\$21,805
Males 15+, a-tax inc.	\$6,352	\$26,050
Females 15+, a-tax inc	\$12,128	\$18,775
<b>Males 15+, no a-tax inc.</b>	10	19,880
<b>Males 15+, a-tax inc.</b>	85	421,450
Under \$10,000	59%	18%
\$10,000 - \$29,999	29%	40%
\$30,000 - \$39,999	0%	18%
\$40,000 - \$49,999	0%	11%
\$50,000 and over	0%	14%
Average a-tax income	\$10,121	\$30,107
<b>Fem. 15+, no a-tax inc</b>	10	23,255
<b>Fem. 15+, a-tax inc.</b>	110	443,865
Under \$10,000	50%	23%
\$10,000 - \$29,999	45%	52%
\$30,000 - \$39,999	9%	13%
\$40,000 - \$49,999	9%	6%
\$50,000 and over	0%	6%
Average a-tax income	\$17,707	\$22,057

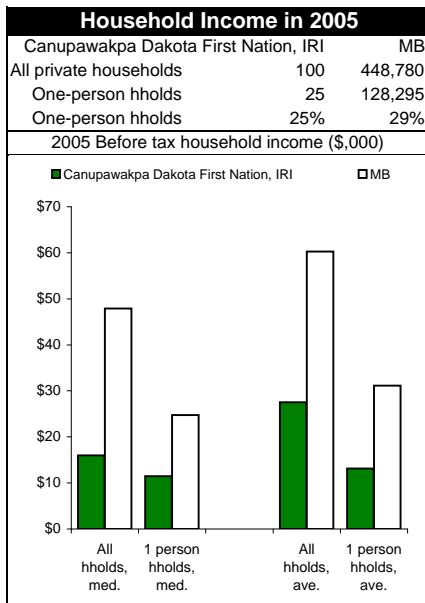


### Persons Not in Economic Families

Canupawakpa Dakota First Nation, IRI		MB
<b>Composition of Income</b>		
<b>Males, 15+ not in e-fam.</b>		
Employment inc.	66.3%	73.2%
Govt. transfers	33.1%	13.4%
Other	0.0%	13.4%
<b>Females, 15+ not in e-fam.</b>		
Employment inc.	64.0%	49.4%
Govt. transfers	35.3%	27.5%
Other	0.0%	23.1%
<b>Median Total Income</b>	\$11,488	\$23,384
Males 15+	\$6,872	\$26,096
Females 15+	\$13,536	\$21,423
<b>Average Total Income</b>	\$13,126	\$29,370
Males 15+	\$9,851	\$31,811
Females 15+	\$16,653	\$27,234
<b>Median After Tax Inc.</b>	\$11,488	\$21,075
Males 15+	\$6,872	\$23,033
Females 15+	\$13,536	\$19,830
<b>Average After Tax Inc</b>	\$13,126	\$24,747
Males 15+	\$9,851	\$26,236
Females 15+	\$16,653	\$23,444

### Prevalence of Low Income in 2005

Canupawakpa Dakota First Nation, IRI		MB
<b>All economic families</b>	N/A	298,305
Before-tax low inc.	N/A	12%
After-tax low inc.	N/A	9%
<b>Couple economic fam.</b>	N/A	247,850
Before-tax low inc.	N/A	8%
After-tax low inc.	N/A	5%
<b>Male lone parent e-fam</b>	N/A	7,680
Before-tax low inc.	N/A	20%
After-tax low inc.	N/A	15%
<b>Fem. lone parent e-fam</b>	N/A	35,925
Before-tax low inc.	N/A	40%
After-tax low inc.	N/A	31%
<b>Persons 15+ not in e-fam</b>	N/A	154,745
Before-tax low inc.	N/A	38%
After-tax low inc.	N/A	29%
<b>Persons &lt;6 years old</b>	N/A	72,220
Before-tax low inc.	N/A	26%
After-tax low inc.	N/A	20%
<b>Persons 65+</b>	N/A	147,875
Before-tax low inc.	N/A	16%
After-tax low inc.	N/A	7%



### Household Affordability

Canupawakpa Dakota First Nation, IRI		MB
<b>Median after tax income in 2005</b>		
All households	\$15,968	\$41,844
One person hholds	\$11,488	\$22,193
Average value of owner occupied non-farm, non-reserve dwelling		
	N/A	\$153,307
Non-farm, non-reserve, one family households without additional persons		

Category	Canupawakpa Dakota First Nation, IRI	MB
Owner major payments	~\$800	~\$800
Tenant average gross rent	~\$600	~\$600

### Notes

**Population** - effective since the 1991 Census non-permanent residents included in total.

**2001 Census population** - based on 2006 boundaries.

**Economic family** - refers to 2 or more ind. living in the same dwelling, rel. to each other by blood, marriage, common-law or adoption.

**Experienced labour force** - includes ind. who worked since 1/1/2005 and who were employed or unemployed during the ref. week.

**Non-movers** - on Census day were living at the same address as 1 or 5 years previously.

**Non-migrant movers** - lived at a different address but in the same census sub-division.

**Average** - or arithmetic mean is calculated by dividing the sum of the included categories by the number of the included categories.

**Median** - an alternate measure of "average" Median income of a specific group is that amount which divides their income size distribution into halves (below & above the median)

**Prevalence of low income** - the percentage of a specified group below Statistics Canada's low income cut-offs (LICO)