

2006 Census Profile

Fox Lake 2, IRI

Data Quality Flag* for this area is 01030

Produced by:

The Manitoba Bureau of Statistics

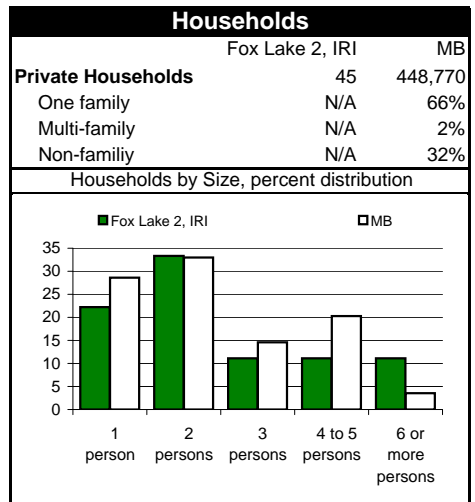
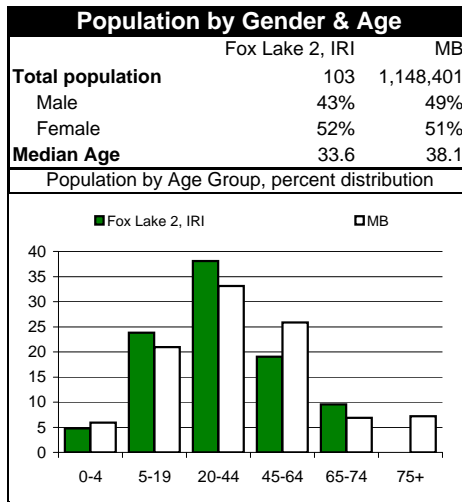
Statistics Canada offers community profiles at the following web address:

<http://www12.statcan.ca/english/census06/data/profiles/community/index.cfm?Lang=E>

**For information on data quality flags the user should consult the Statistics Canada publication:
Data Quality and Confidentiality Standards and Guidelines (Public), 2006 Census Dissemination*

September 2008

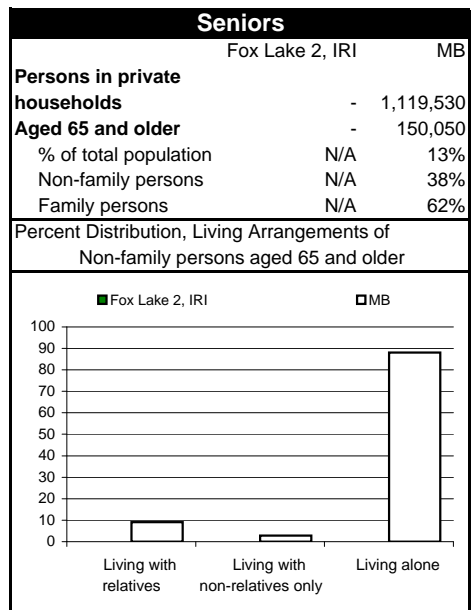
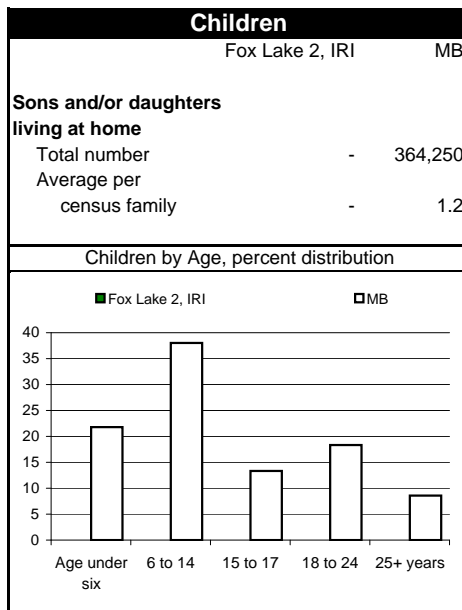
Summary		
	Fox Lake 2, IRI	MB
Total population (as of May 16, 2006)	103	1,148,401
Share of Manitoba	0.01%	
2001 Census of Population (as of May 15, 2001)	144	1,119,583
Percent change '01-2006	-28.5%	2.6%
Land area 2006 km ²	0.7	552,370
Occupied private dwellings (unrounded)	42	448,766
Total Dwellings (unrounded)	51	491,724



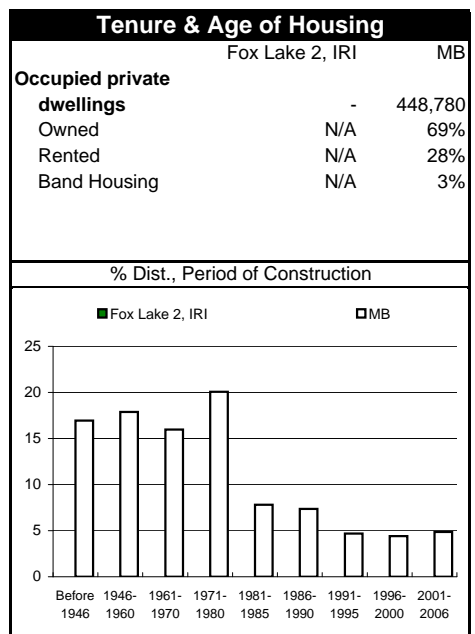
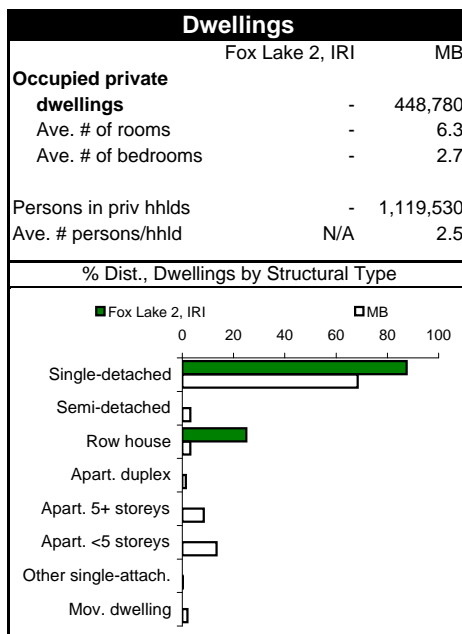
Marital Status & Families		
	Fox Lake 2, IRI	MB
Population 15+ years	75	923,230
Single, never married	35	307,500
Legally married	30	463,100
Separated	5	26,215
Divorced	0	62,865
Widowed	5	63,550


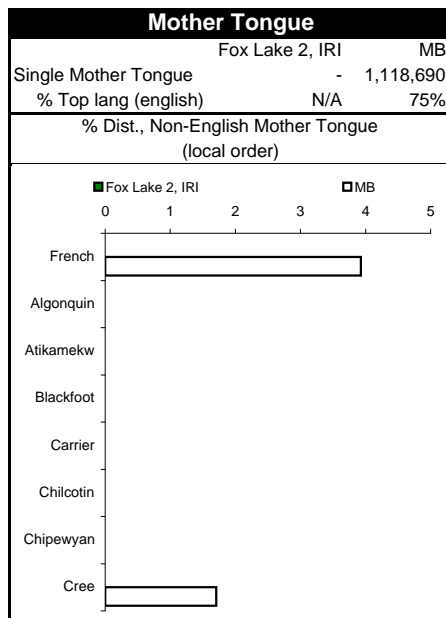
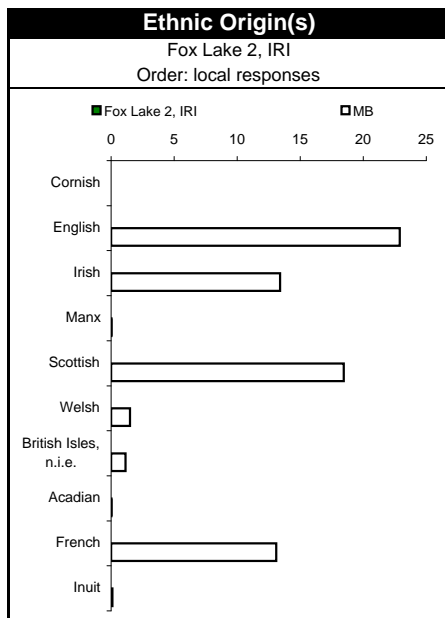
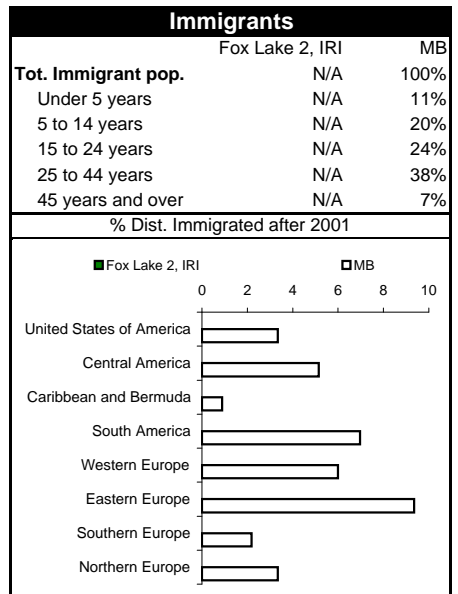
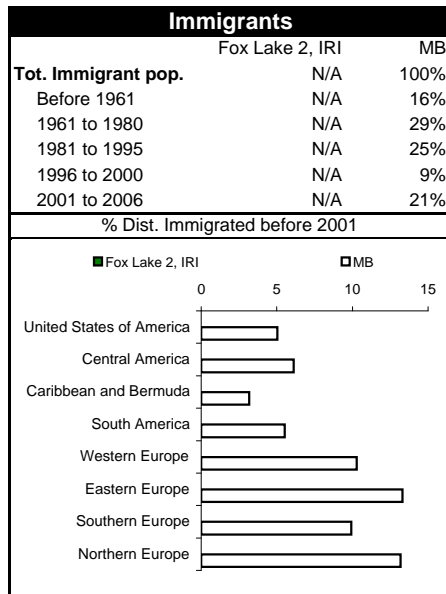
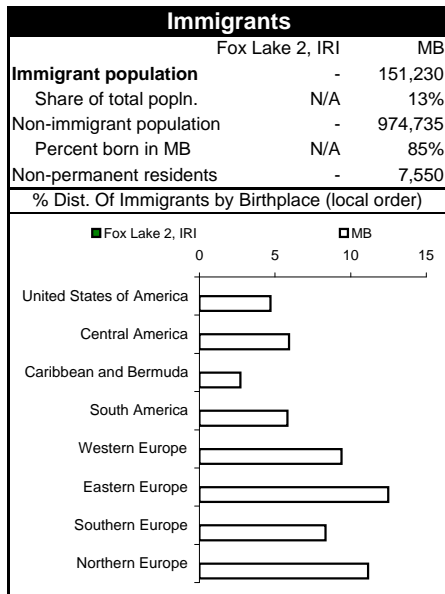
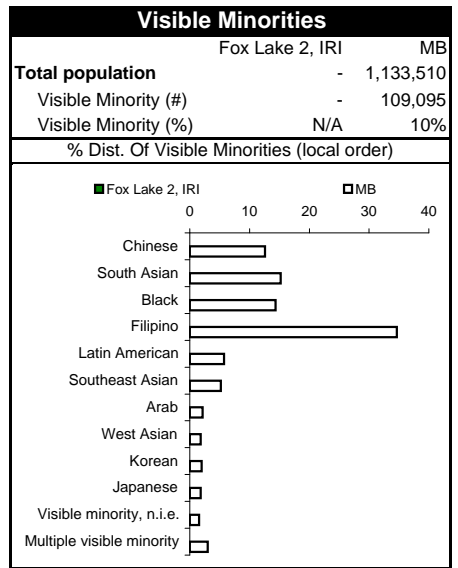
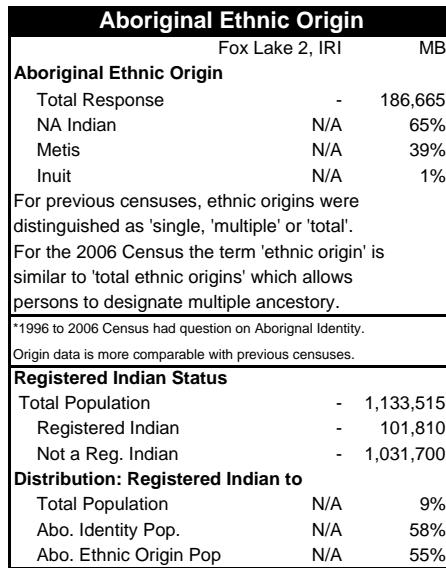

Census Families by Structure

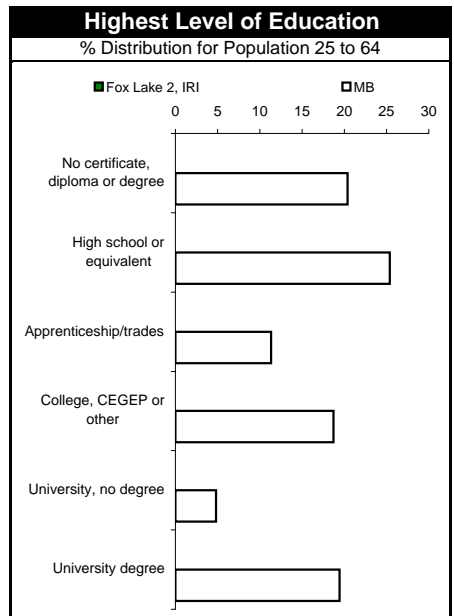
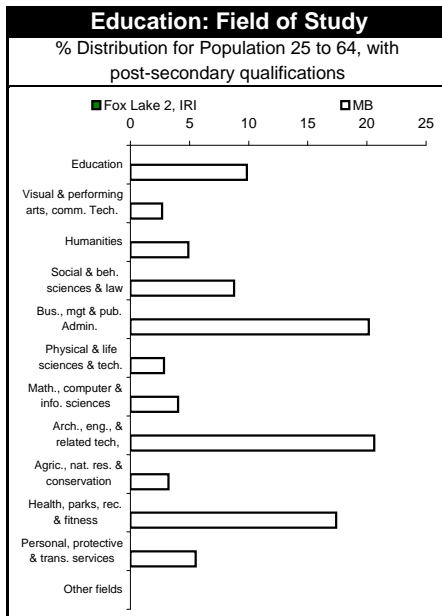
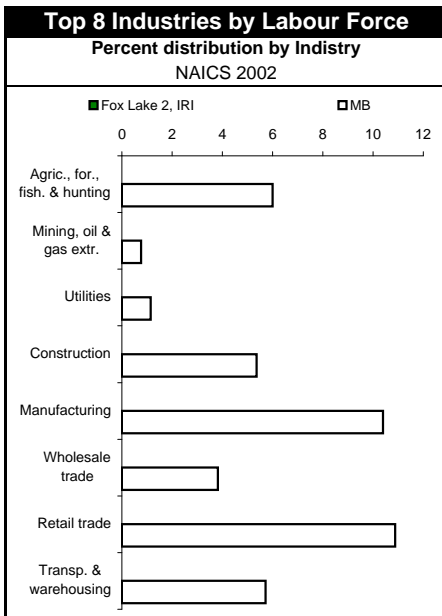
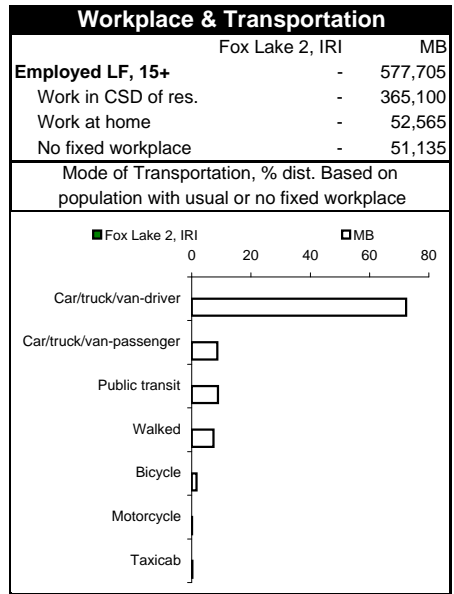
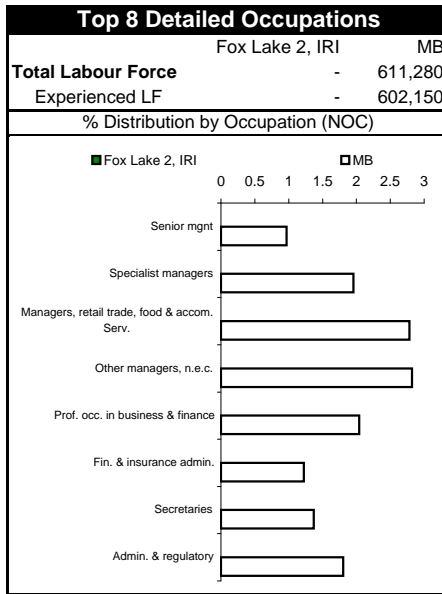
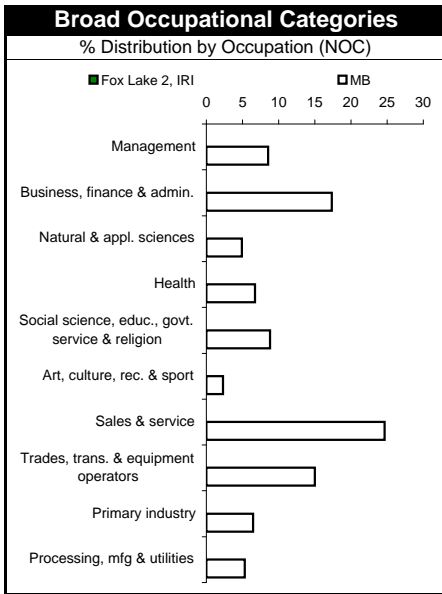
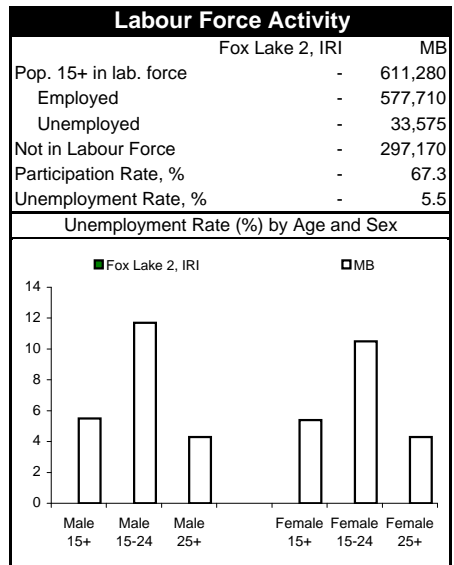
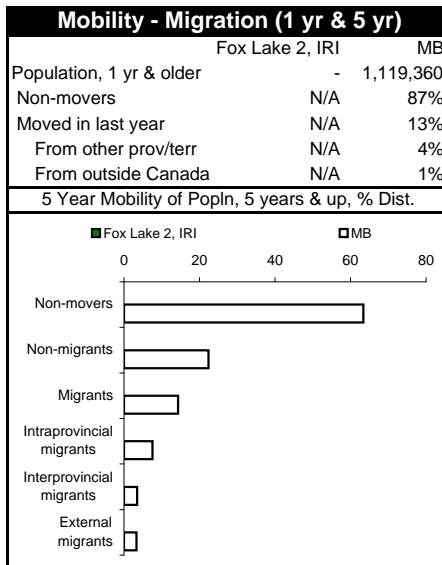
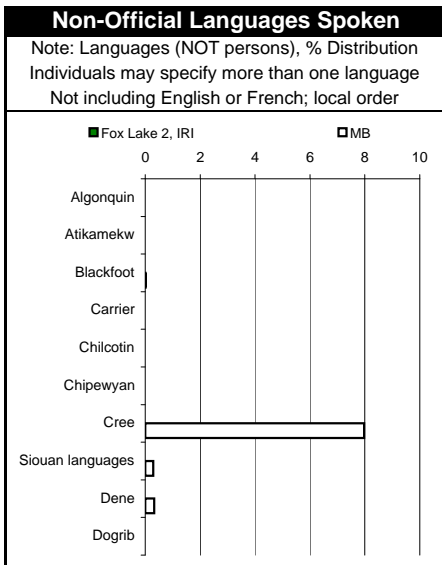
No. of census families	Fox Lake 2, IRI	MB
Huband-wife families	-	259,595
Now-married couples	-	225,875
Without child at home	N/A	44%
With children at home	N/A	56%
Common-law couples	-	33,715
Without child at home	N/A	57%
With children at home	N/A	43%
Single-parent families	-	53,210
Male parent	N/A	19%
Female parent	N/A	81%



Affordability (vs. Household income)		
	Fox Lake 2, IRI	MB
Non-farm, non-reserve private dwellings, occupied by usual residents		
Total number	N/A	426,070
Tenant Occupied	N/A	126,420
Average gross rent	N/A	\$591
>= 30% of hhld income	N/A	35%
30-99% of hhld income	N/A	31%
Owner Occupied	N/A	299,645
Average value	N/A	\$153,307
Average payments	N/A	\$768
>= 30% of hhld income	N/A	11%
30-99% of hhld income	N/A	10%
One family hhlds without additional persons in non-farm, non-reserve private dwellings		
Tenant households	N/A	50,055
Average gross rent	N/A	\$632
>= 30% of hhld income	N/A	25%
Owner occupied	N/A	216,475
Average gross rent	N/A	\$820
>= 30% of hhld income	N/A	9%







Employment Income in 2005		
Fox Lake 2, IRI		MB
With employment income	-	650,410
Worked full yr, full time	N/A	54%
Males	N/A	31%
Females	N/A	22%
Worked pt yr, pt time	N/A	40%
Median 2005 Employment Income (\$'000)		

Category	Fox Lake 2, IRI	MB
Male, full year/full time	~\$40	~\$32
Female, full year/full time	~\$32	~\$25
Male, part year/part time	~\$15	~\$12
Female, part year/part time	~\$12	~\$10

Total Income in 2005		
Fox Lake 2, IRI		MB
Population 15+	-	908,450
Males	N/A	49%
Females	N/A	51%
Median Total Income	-	\$24,194
Males 15+, income	-	\$29,919
Females 15+, income	-	\$20,169
Males 15+, no income	-	19,840
Males 15+, income	-	421,490
Under \$10,000	N/A	18%
\$10,000 - \$29,999	N/A	32%
\$30,000 - \$39,999	N/A	15%
\$40,000 - \$59,999	N/A	19%
\$60,000 and over	N/A	16%
Average total income	-	\$37,317
Females 15+, no inc.	-	23,210
Females 15+, inc.	-	443,910
Under \$10,000	N/A	23%
\$10,000 - \$29,999	N/A	45%
\$30,000 - \$39,999	N/A	13%
\$40,000 - \$59,999	N/A	12%
\$60,000 and over	N/A	7%
Average total income	-	\$25,627

After-tax Income in 2005		
Fox Lake 2, IRI		MB
Population 15+	-	908,450
Males	N/A	49%
Females	N/A	51%
Median afte-tax inc.	-	\$21,805
Males 15+, a-tax inc.	-	\$26,050
Females 15+, a-tax inc.	-	\$18,775
Males 15+, no a-tax inc.	-	19,880
Males 15+, a-tax inc.	-	421,450
Under \$10,000	N/A	18%
\$10,000 - \$29,999	N/A	40%
\$30,000 - \$39,999	N/A	18%
\$40,000 - \$49,999	N/A	11%
\$50,000 and over	N/A	14%
Average a-tax income	-	\$30,107
Fem. 15+, no a-tax inc	-	23,255
Fem. 15+, a-tax inc.	-	443,865
Under \$10,000	N/A	23%
\$10,000 - \$29,999	N/A	52%
\$30,000 - \$39,999	N/A	13%
\$40,000 - \$49,999	N/A	6%
\$50,000 and over	N/A	6%
Average a-tax income	-	\$22,057

Family Income in 2005		
Fox Lake 2, IRI		MB
Economic Family Median Income		
All economic families	-	\$60,754
Couple economic fam	-	\$66,686
Male lone-parent e-fam	-	\$44,642
Fem. lone-parent e-fam	-	\$32,883
2005 Family income groups, all economic families		
% Distribution		

Income Group	Fox Lake 2, IRI	MB
Under \$10,000	~2%	~1%
\$10,000 to \$19,999	~5%	~4%
\$20,000 to \$29,999	~10%	~8%
\$30,000 to \$39,999	~15%	~12%
\$40,000 to \$49,999	~18%	~15%
\$50,000 to \$59,999	~12%	~10%
\$60,000 to \$69,999	~10%	~8%
\$70,000 to \$79,999	~8%	~6%
\$80,000 to \$89,999	~6%	~5%
\$90,000 to \$99,999	~4%	~3%
\$100,000 and over	~1%	~1%

Persons Not in Economic Families		
Fox Lake 2, IRI		MB
Composition of Income		
Males, 15+ not in e-fam.		
Employment inc.	N/A	73.2%
Govt. transfers	N/A	13.4%
Other	N/A	13.4%
Females, 15+ not in e-fam.		
Employment inc.	N/A	49.4%
Govt. transfers	N/A	27.5%
Other	N/A	23.1%
Median Total Income	-	\$23,384
Males 15+	-	\$26,096
Females 15+	-	\$21,423
Average Total Income	-	\$29,370
Males 15+	-	\$31,811
Females 15+	-	\$27,234
Median After Tax Inc.	-	\$21,075
Males 15+	-	\$23,033
Females 15+	-	\$19,830
Average After Tax Inc	-	\$24,747
Males 15+	-	\$26,236
Females 15+	-	\$23,444

Prevalence of Low Income in 2005		
Fox Lake 2, IRI		MB
All economic families	N/A	298,305
Before-tax low inc.	N/A	12%
After-tax low inc.	N/A	9%
Couple economic fam.	N/A	247,850
Before-tax low inc.	N/A	8%
After-tax low inc.	N/A	5%
Male lone parent e-fam	N/A	7,680
Before-tax low inc.	N/A	20%
After-tax low inc.	N/A	15%
Fem. lone parent e-fam	N/A	35,925
Before-tax low inc.	N/A	40%
After-tax low inc.	N/A	31%
Persons 15+ not in e-fam	N/A	154,745
Before-tax low inc.	N/A	38%
After-tax low inc.	N/A	29%
Persons <6 years old	N/A	72,220
Before-tax low inc.	N/A	26%
After-tax low inc.	N/A	20%
Persons 65+	N/A	147,875
Before-tax low inc.	N/A	16%
After-tax low inc.	N/A	7%

Household Income in 2005		
Fox Lake 2, IRI		MB
All private households	-	448,780
One-person hholds	-	128,295
One-person hholds	N/A	29%
2005 Before tax household income (\$,000)		

Category	Fox Lake 2, IRI	MB
All hholds, med.	~\$48	~\$25
1 person hholds, med.	~\$25	~\$30
All hholds, ave.	~\$60	~\$30
1 person hholds, ave.	~\$30	~\$30

Household Affordability		
Fox Lake 2, IRI		MB
Median after tax income in 2005		
All households	-	\$41,844
One person hholds	-	\$22,193
Average value of owner occupied non-farm, non-reserve dwelling		
	N/A	\$153,307
Non-farm, non-reserve, one family households without additional persons		

Category	Fox Lake 2, IRI	MB
Owner major payments	~\$800	~\$600
Tenant average gross rent	~\$600	~\$600

Notes

Population - effective since the 1991 Census non-permanent residents included in total.

2001 Census population - based on 2006 boundaries.

Economic family - refers to 2 or more ind. living in the same dwelling, rel. to each other by blood, marriage, common-law or adoption.

Experienced labour force - includes ind. who worked since 1/1/2005 and who were employed or unemployed during the ref. week.

Non-movers - on Census day were living at the same address as 1 or 5 years previously.

Non-migrant movers - lived at a different address but in the same census sub-division.

Average - or arithmetic mean is calculated by dividing the sum of the included categories by the number of the included categories.

Median - an alternate measure of "average" Median income of a specific group is that amount which divides their income size distribution into halves (below & above the median)

Prevalence of low income - the percentage of a specified group below Statistics Canada's low income cut-offs (LICO)