

2006 Census Profile

Lac Brochet 197A, IRI

Data Quality Flag* for this area is 00000

Produced by:

The Manitoba Bureau of Statistics

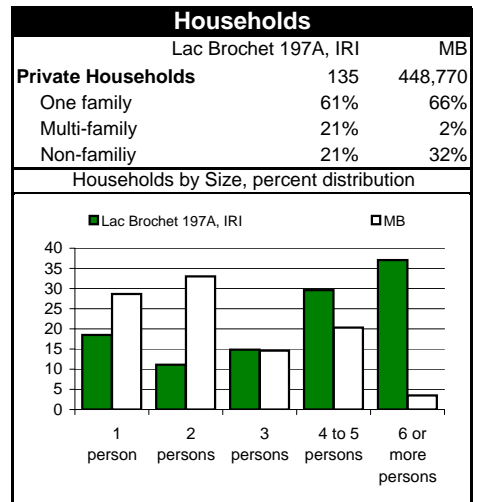
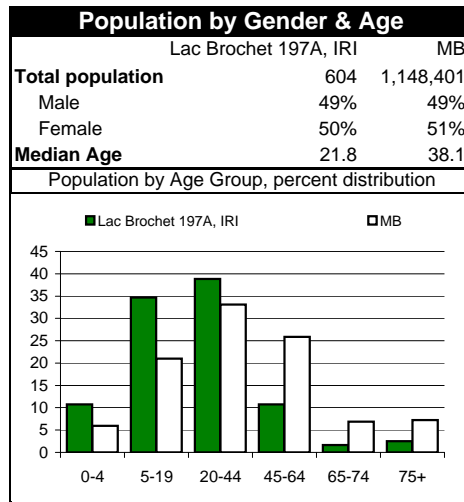
Statistics Canada offers community profiles at the following web address:

<http://www12.statcan.ca/english/census06/data/profiles/community/index.cfm?Lang=E>

**For information on data quality flags the user should consult the Statistics Canada publication:
Data Quality and Confidentiality Standards and Guidelines (Public), 2006 Census Dissemination*

September 2008

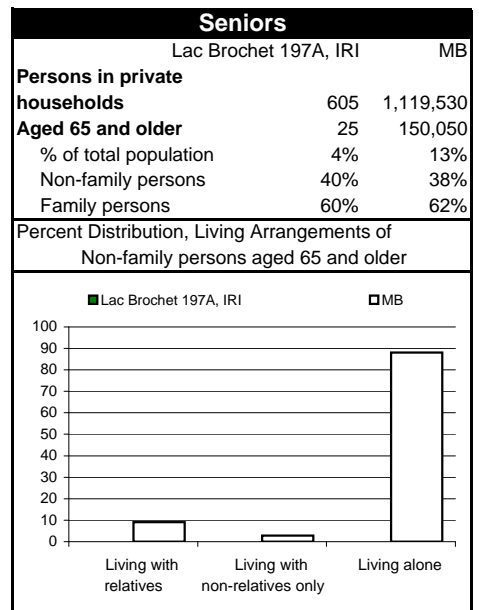
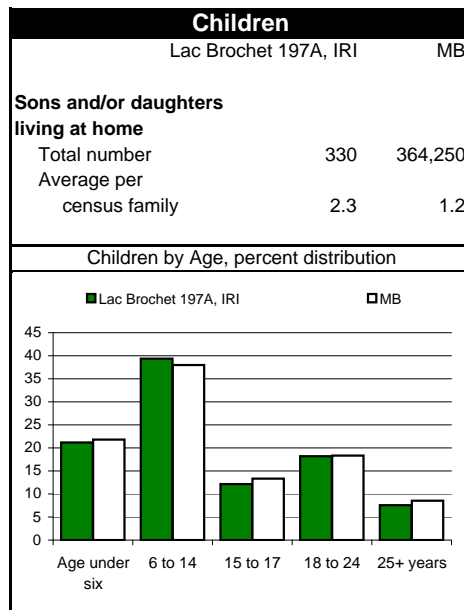
Summary		
Lac Brochet 197A, IRI MB		
Total population (as of May 16, 2006)	604	1,148,401
Share of Manitoba	0.05%	
2001 Census of Population (as of May 15, 2001)	629	1,119,583
Percent change '01-2006	-4.0%	2.6%
Land area 2006 km ²	5.0	552,370
Occupied private dwellings (unrounded)	138	448,766
Total Dwellings (unrounded)	157	491,724



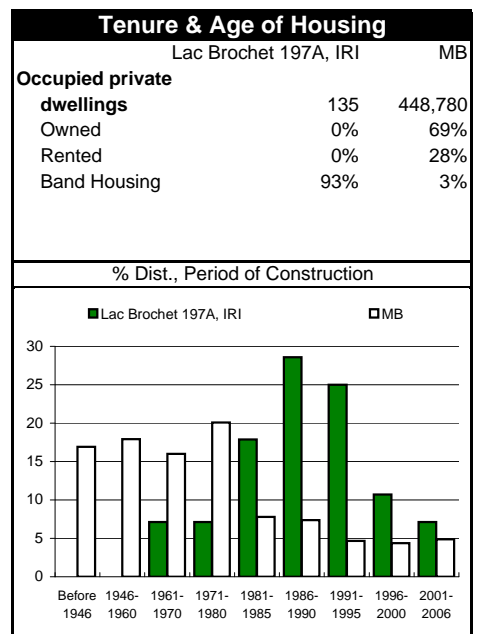
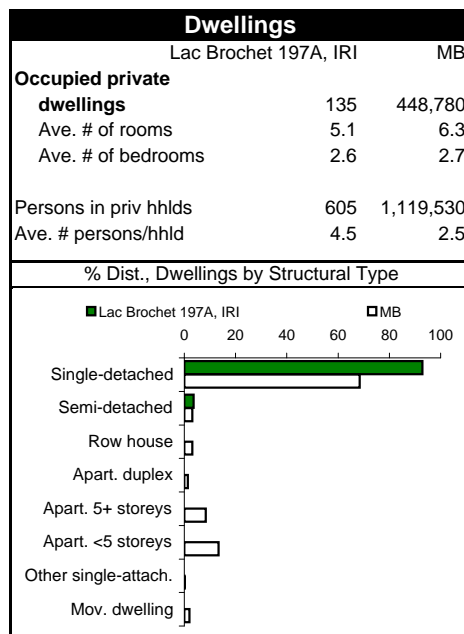
Marital Status & Families		
Lac Brochet 197A, IRI MB		
Population 15+ years	400	923,230
Single, never married	270	307,500
Legally married	105	463,100
Separated	10	26,215
Divorced	0	62,865
Widowed	20	63,550

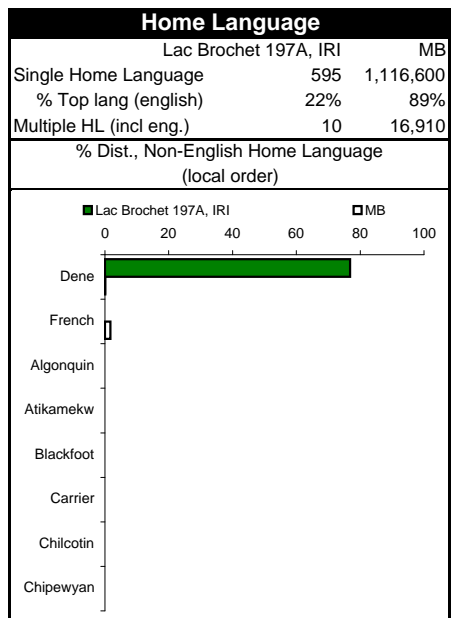
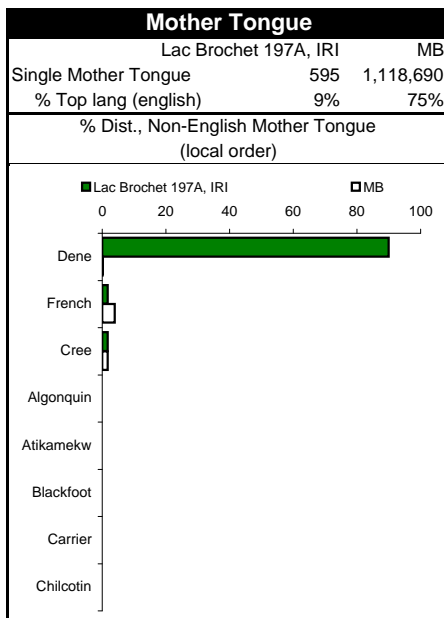
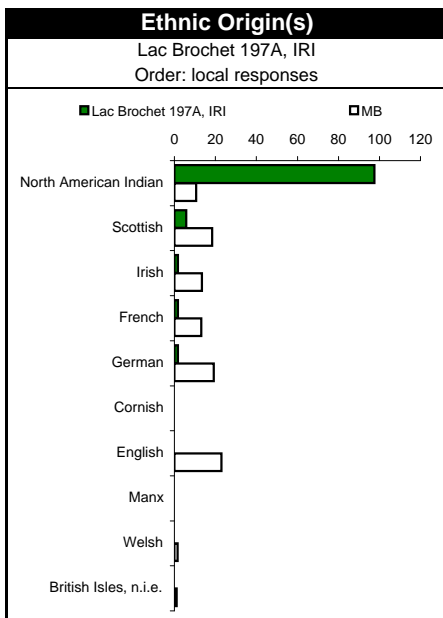
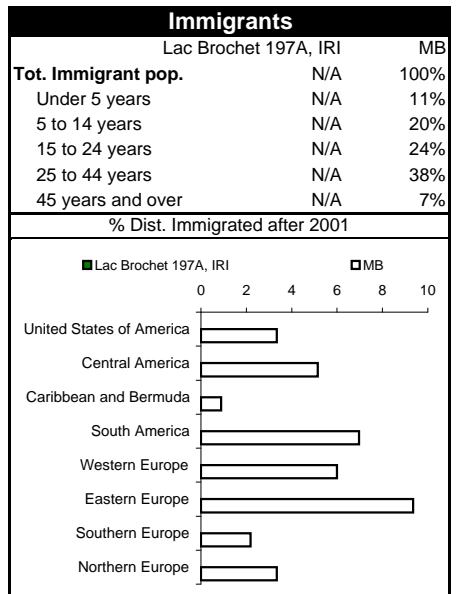
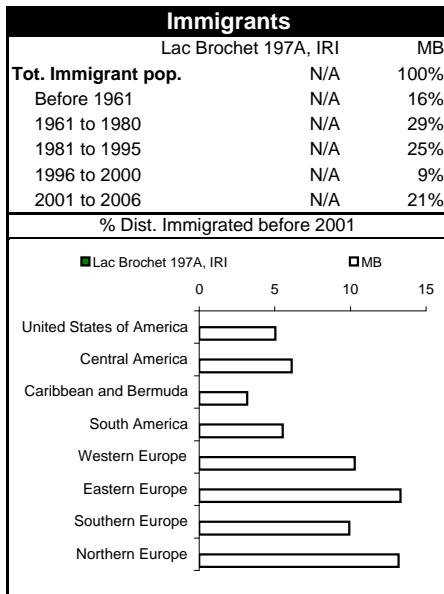
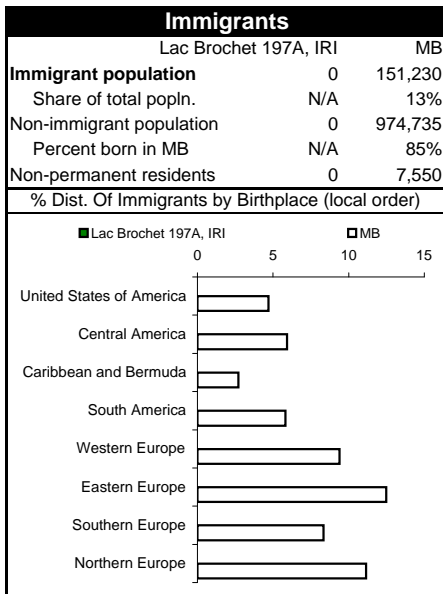
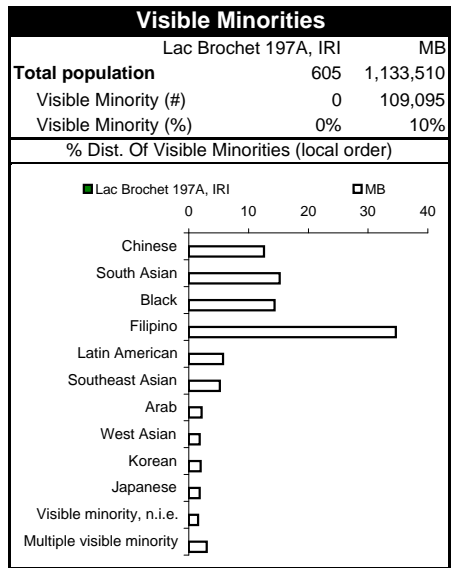
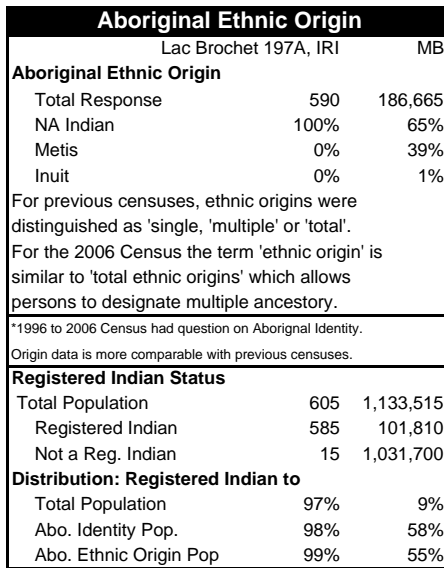
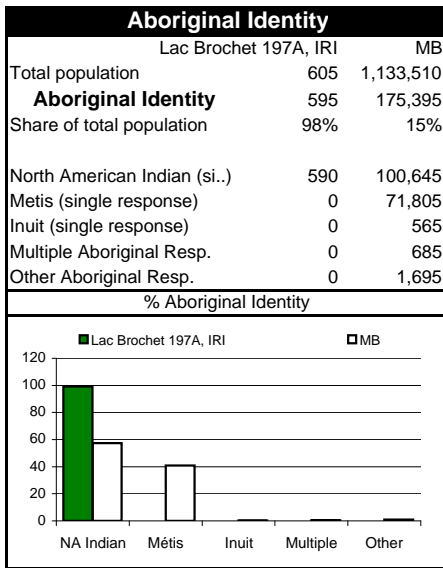
Census Families by Structure

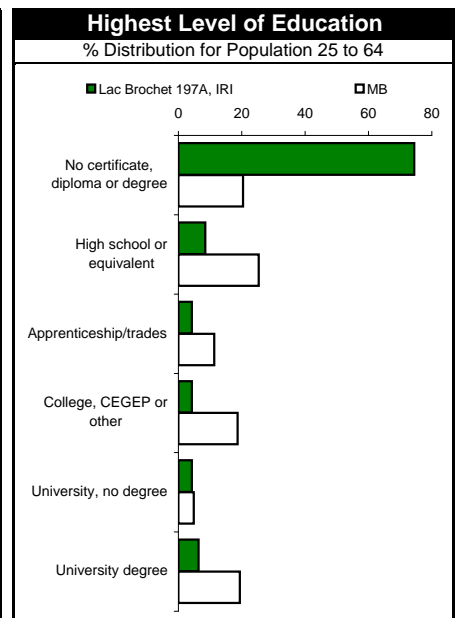
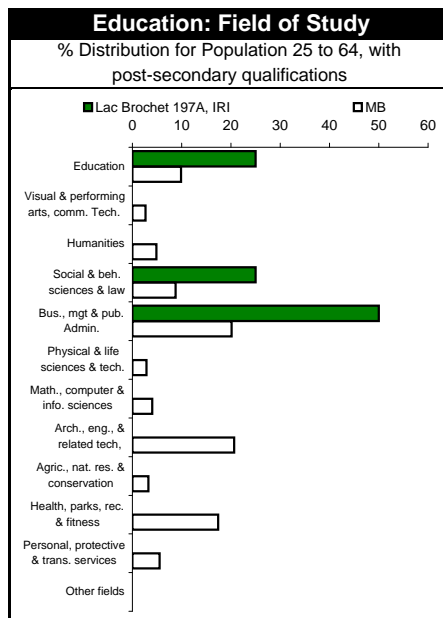
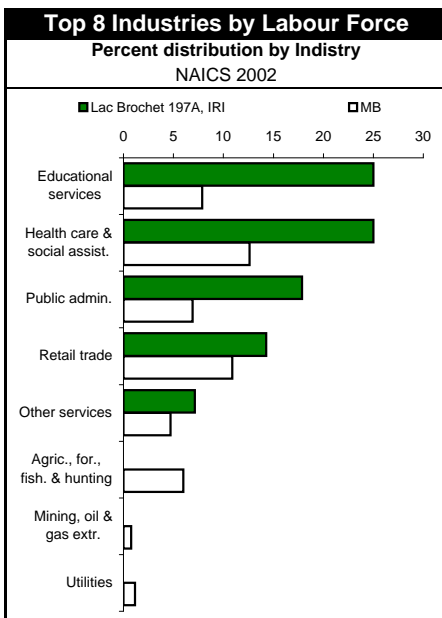
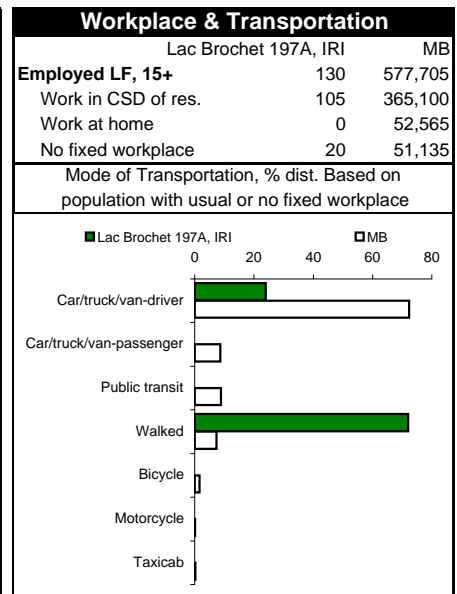
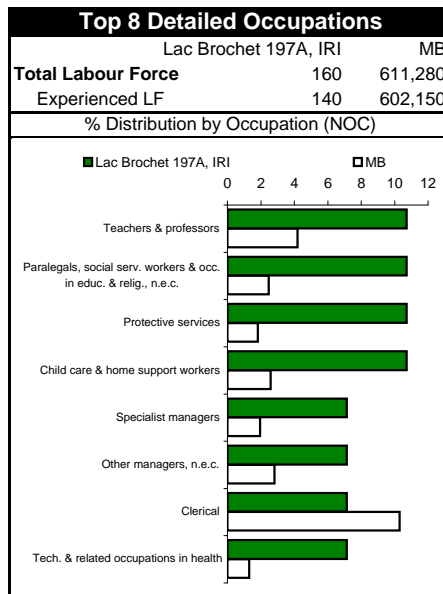
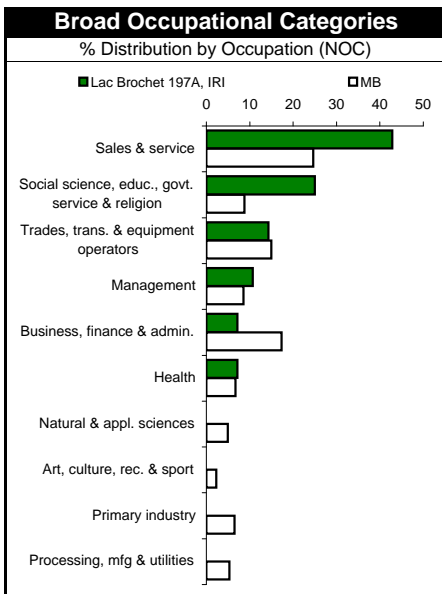
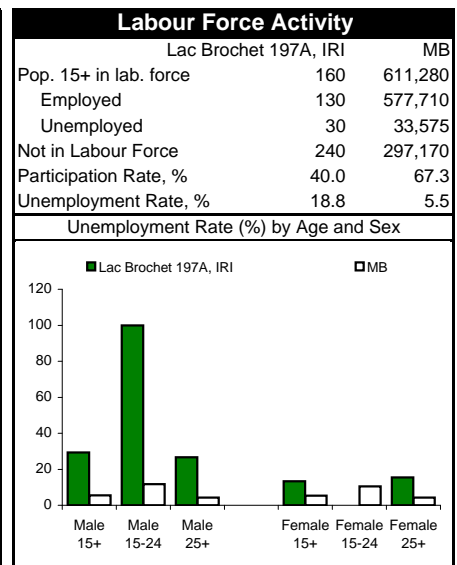
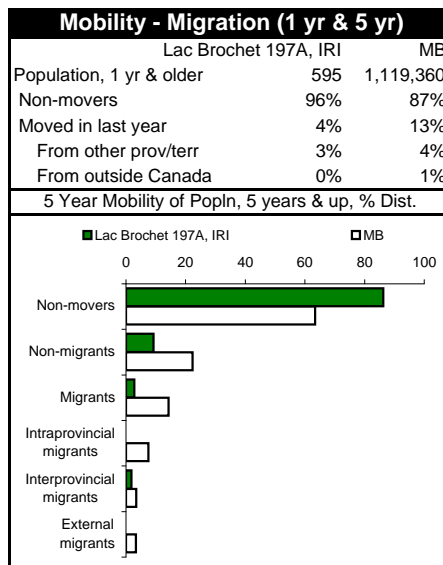
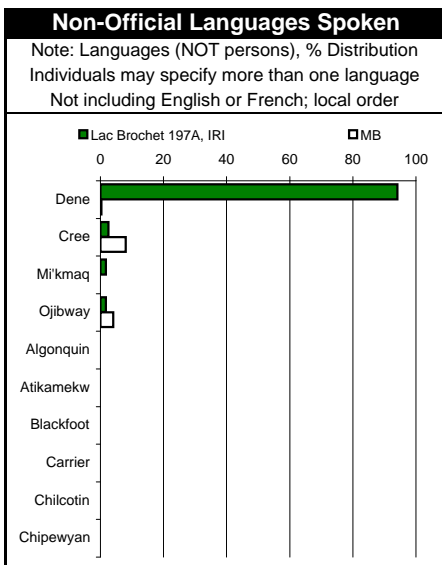
No. of census families	Lac Brochet 197A, IRI	MB
145		312,805
Husband-wife families	80	259,595
Now-married couples	50	225,875
Without child at home	0%	44%
With children at home	80%	56%
Common-law couples	35	33,715
Without child at home	29%	57%
With children at home	86%	43%
Single-parent families	65	53,210
Male parent	23%	19%
Female parent	69%	81%

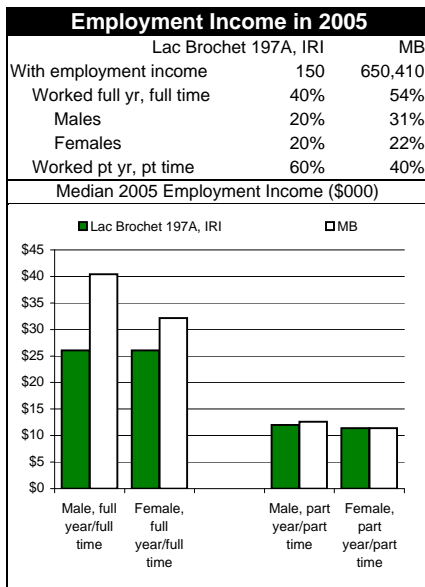


Affordability (vs. Household income)		
Lac Brochet 197A, IRI MB		
Non-farm, non-reserve private dwellings, occupied by usual residents		
Total number	N/A	426,070
Tenant Occupied	N/A	126,420
Average gross rent	N/A	\$591
>= 30% of hhld income	N/A	35%
30-99% of hhld income	N/A	31%
Owner Occupied	N/A	299,645
Average value	N/A	\$153,307
Average payments	N/A	\$768
>= 30% of hhld income	N/A	11%
30-99% of hhld income	N/A	10%
One family hhlds without additional persons in non-farm, non-reserve private dwellings		
Tenant households	N/A	50,055
Average gross rent	N/A	\$632
>= 30% of hhld income	N/A	25%
Owner occupied	N/A	216,475
Average gross rent	N/A	\$820
>= 30% of hhld income	N/A	9%







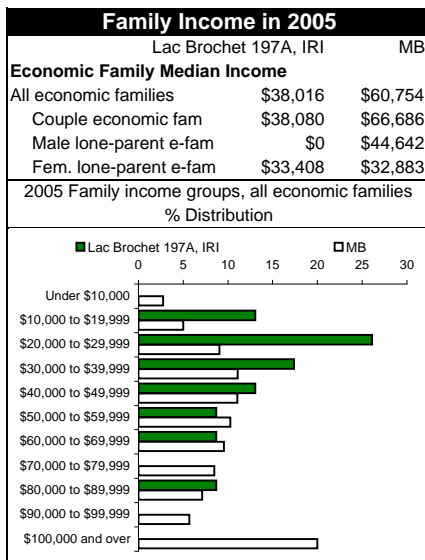


Total Income in 2005

Lac Brochet 197A, IRI			MB		
Population 15+	400	908,450			
Males	50%	49%			
Females	49%	51%			
Median Total Income	\$11,168	\$24,194			
Males 15+, income	\$8,208	\$29,919			
Females 15+, income	\$12,640	\$20,169			
Males 15+, no income	20	19,840			
Males 15+, income	180	421,490			
Under \$10,000	47%	18%			
\$10,000 - \$29,999	39%	32%			
\$30,000 - \$39,999	0%	15%			
\$40,000 - \$59,999	0%	19%			
\$60,000 and over	0%	16%			
Average total income	\$12,798	\$37,317			
Females 15+, no inc.	25	23,210			
Females 15+, inc.	175	443,910			
Under \$10,000	43%	23%			
\$10,000 - \$29,999	51%	45%			
\$30,000 - \$39,999	6%	13%			
\$40,000 - \$59,999	0%	12%			
\$60,000 and over	0%	7%			
Average total income	\$17,037	\$25,627			

After-tax Income in 2005

Lac Brochet 197A, IRI			MB		
Population 15+	400	908,450			
Males	50%	49%			
Females	49%	51%			
Median afte-tax inc.	\$11,168	\$21,805			
Males 15+, a-tax inc.	\$8,208	\$26,050			
Females 15+, a-tax inc.	\$12,640	\$18,775			
Males 15+, no a-tax inc.	25	19,880			
Males 15+, a-tax inc.	180	421,450			
Under \$10,000	56%	18%			
\$10,000 - \$29,999	42%	40%			
\$30,000 - \$39,999	0%	18%			
\$40,000 - \$49,999	6%	11%			
\$50,000 and over	6%	14%			
Average a-tax income	\$12,609	\$30,107			
Fem. 15+, no a-tax inc	20	23,255			
Fem. 15+, a-tax inc.	175	443,865			
Under \$10,000	34%	23%			
\$10,000 - \$29,999	46%	52%			
\$30,000 - \$39,999	6%	13%			
\$40,000 - \$49,999	6%	6%			
\$50,000 and over	6%	6%			
Average a-tax income	\$16,692	\$22,057			

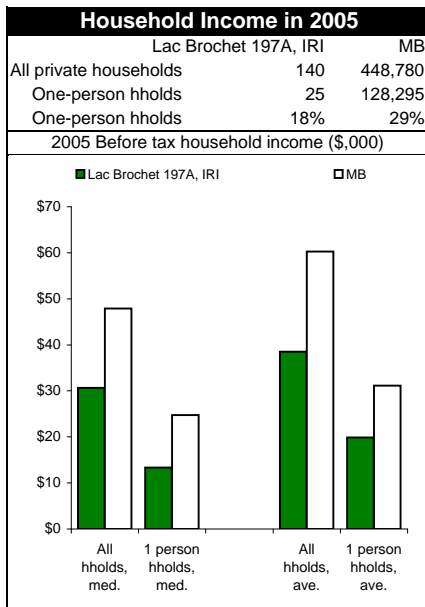


Persons Not in Economic Families

Lac Brochet 197A, IRI			MB		
Composition of Income					
Males, 15+ not in e-fam.					
Employment inc.	79.8%	73.2%			
Govt. transfers	20.2%	13.4%			
Other	0.0%	13.4%			
Females, 15+ not in e-fam.					
Employment inc.	82.4%	49.4%			
Govt. transfers	17.6%	27.5%			
Other	0.0%	23.1%			
Median Total Income	\$13,360	\$23,384			
Males 15+	\$13,184	\$26,096			
Females 15+	\$0	\$21,423			
Average Total Income	\$19,256	\$29,370			
Males 15+	\$13,533	\$31,811			
Females 15+	\$0	\$27,234			
Median After Tax Inc.	\$13,344	\$21,075			
Males 15+	\$12,960	\$23,033			
Females 15+	\$0	\$19,830			
Average After Tax Inc	\$19,048	\$24,747			
Males 15+	\$13,433	\$26,236			
Females 15+	\$0	\$23,444			

Prevalence of Low Income in 2005

Lac Brochet 197A, IRI			MB		
All economic families	N/A	298,305			
Before-tax low inc.	N/A	12%			
After-tax low inc.	N/A	9%			
Couple economic fam.	N/A	247,850			
Before-tax low inc.	N/A	8%			
After-tax low inc.	N/A	5%			
Male lone parent e-fam	N/A	7,680			
Before-tax low inc.	N/A	20%			
After-tax low inc.	N/A	15%			
Fem. lone parent e-fam	N/A	35,925			
Before-tax low inc.	N/A	40%			
After-tax low inc.	N/A	31%			
Persons 15+ not in e-fam	N/A	154,745			
Before-tax low inc.	N/A	38%			
After-tax low inc.	N/A	29%			
Persons <6 years old	N/A	72,220			
Before-tax low inc.	N/A	26%			
After-tax low inc.	N/A	20%			
Persons 65+	N/A	147,875			
Before-tax low inc.	N/A	16%			
After-tax low inc.	N/A	7%			



Household Affordability

Lac Brochet 197A, IRI			MB		
Median after tax income in 2005					
All households	\$30,272	\$41,844			
One person hholds	\$13,352	\$22,193			
Average value of owner occupied non-farm, non-reserve dwelling	N/A	\$153,307			
Non-farm, non-reserve, one family households without additional persons					

Metric	Lac Brochet 197A, IRI	MB
Owner major payments	~\$800	~\$800
Tenant average gross rent	~\$600	~\$600

Notes

Population - effective since the 1991 Census non-permanent residents included in total.

2001 Census population - based on 2006 boundaries.

Economic family - refers to 2 or more ind. living in the same dwelling, rel. to each other by blood, marriage, common-law or adoption.

Experienced labour force - includes ind. who worked since 1/1/2005 and who were employed or unemployed during the ref. week.

Non-movers - on Census day were living at the same address as 1 or 5 years previously.

Non-migrant movers - lived at a different address but in the same census sub-division.

Average - or arithmetic mean is calculated by dividing the sum of the included categories by the number of the included categories.

Median - an alternate measure of "average" Median income of a specific group is that amount which divides their income size distribution into halves (below & above the median)

Prevalence of low income - the percentage of a specified group below Statistics Canada's low income cut-offs (LICO)