

2006 Census Profile

Notre Dame de Lourdes, VL

Data Quality Flag* for this area is 00000

Produced by:

The Manitoba Bureau of Statistics

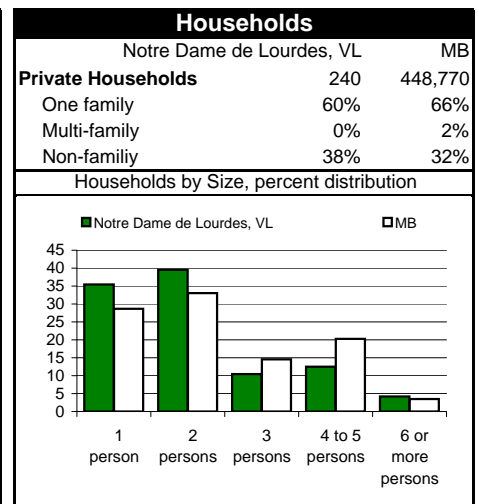
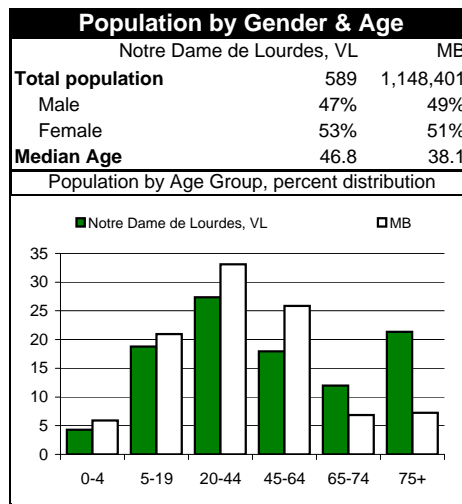
Statistics Canada offers community profiles at the following web address:

<http://www12.statcan.ca/english/census06/data/profiles/community/index.cfm?Lang=E>

**For information on data quality flags the user should consult the Statistics Canada publication:
Data Quality and Confidentiality Standards and Guidelines (Public), 2006 Census Dissemination*

September 2008

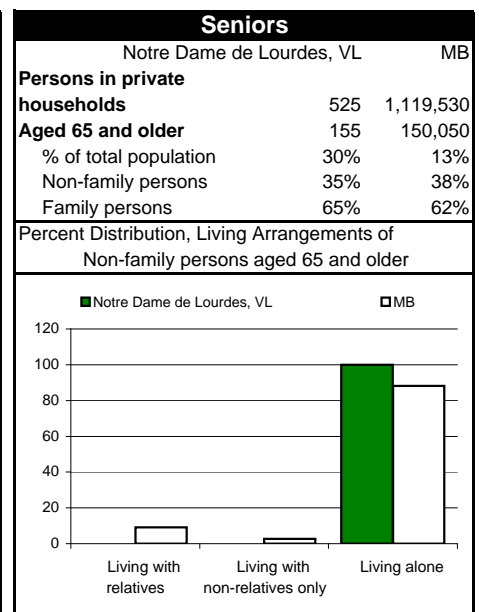
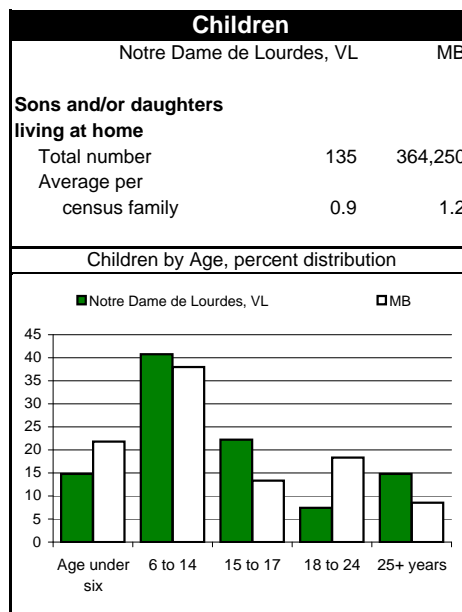
| Summary | | |
|--|-------|-----------|
| Notre Dame de Lourdes, VL MB | | |
| Total population (as of May 16, 2006) | 589 | 1,148,401 |
| Share of Manitoba | 0.05% | |
| 2001 Census of Population (as of May 15, 2001) | | |
| | 619 | 1,119,583 |
| Percent change '01-2006 | -4.8% | 2.6% |
| Land area 2006 km ² | 2.6 | 552,370 |
| Occupied private dwellings (unrounded) | 240 | 448,766 |
| Total Dwellings (unrounded) | 252 | 491,724 |



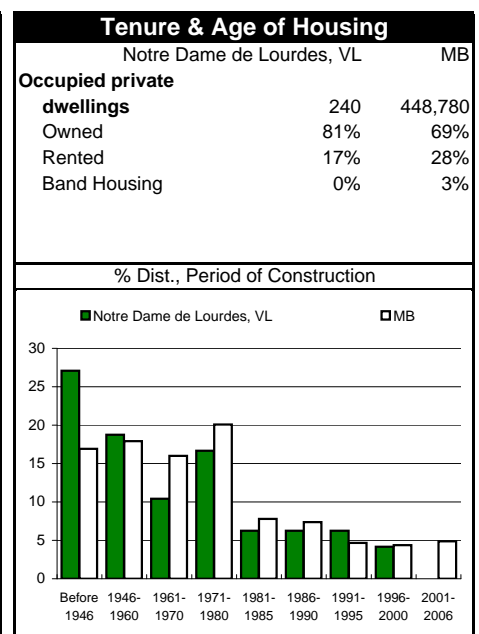
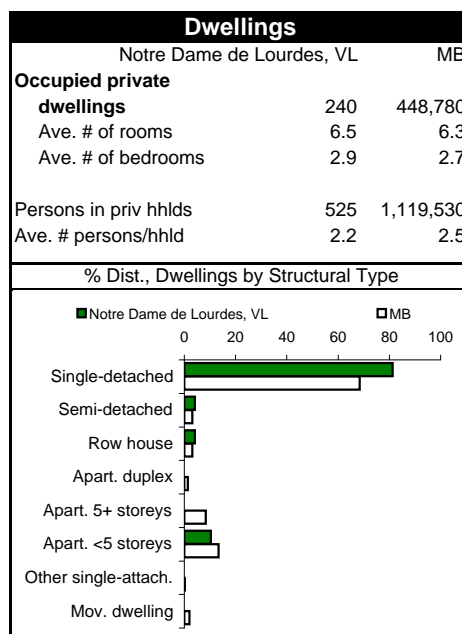
| Marital Status & Families | | |
|------------------------------|-----|---------|
| Notre Dame de Lourdes, VL MB | | |
| Population 15+ years | 500 | 923,230 |
| Single, never married | 130 | 307,500 |
| Legally married | 270 | 463,100 |
| Separated | 5 | 26,215 |
| Divorced | 15 | 62,865 |
| Widowed | 75 | 63,550 |

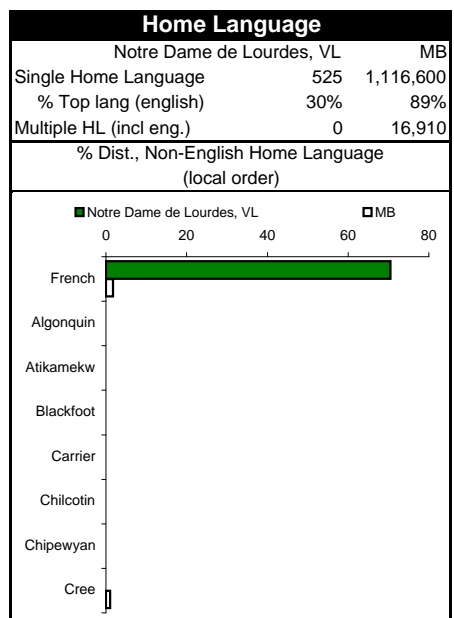

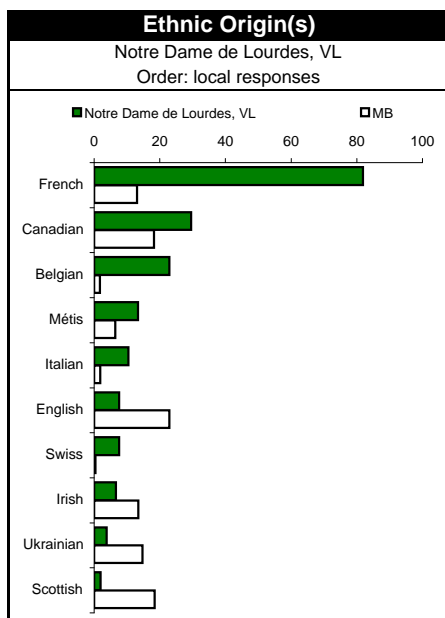
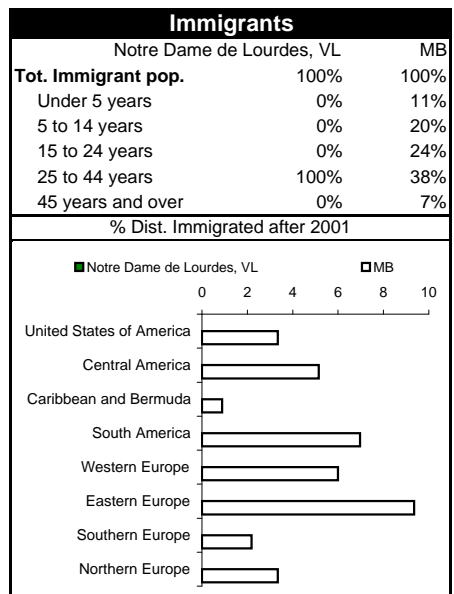
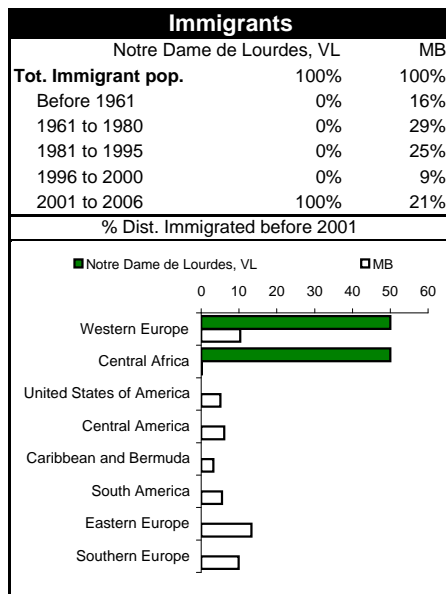
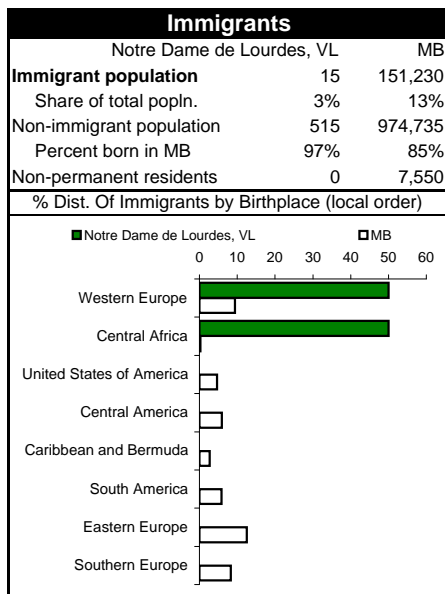
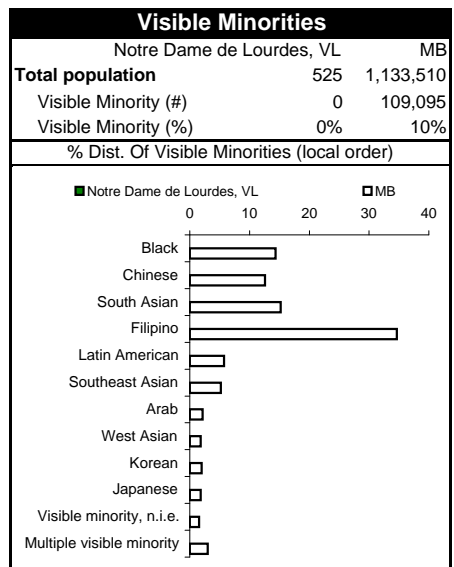
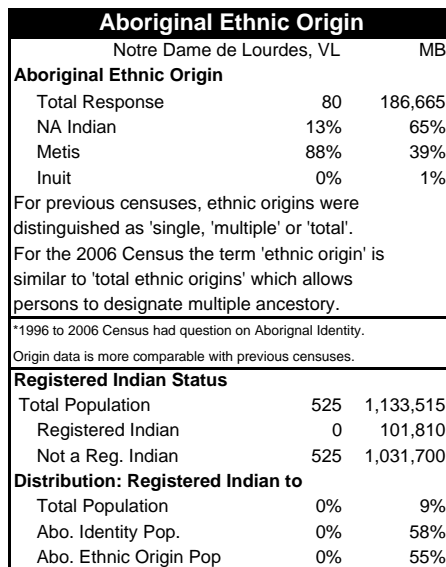
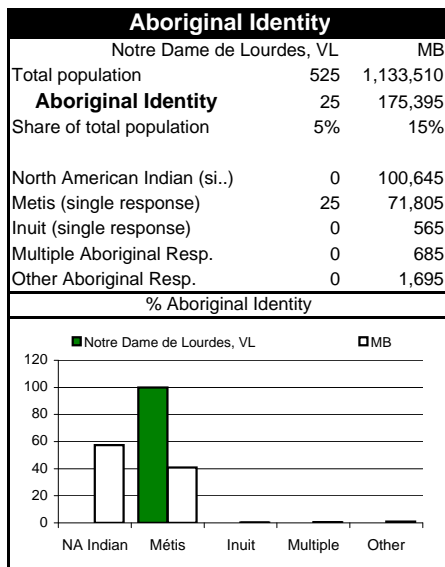
Census Families by Structure

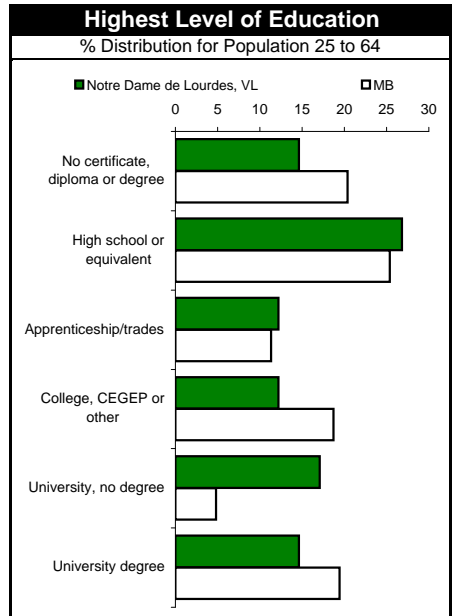
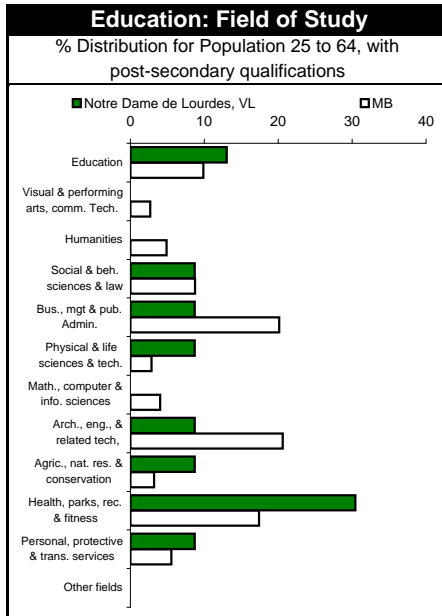
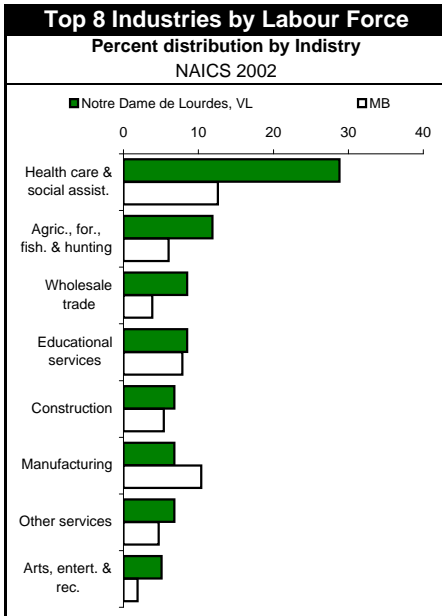
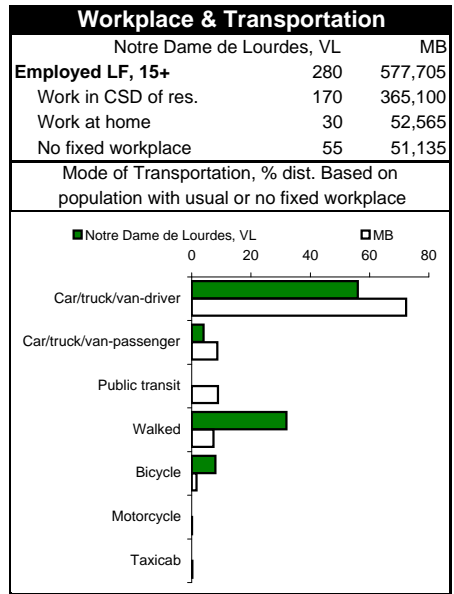
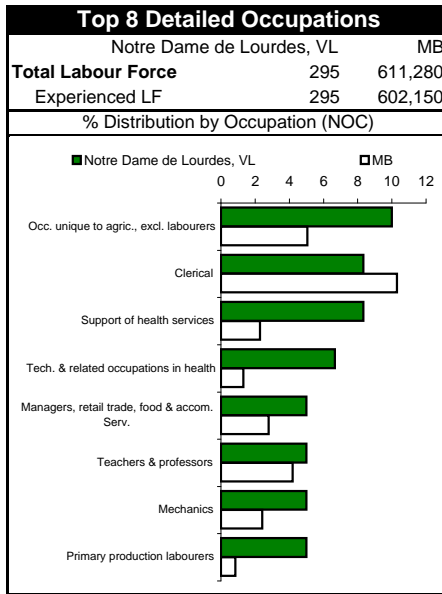
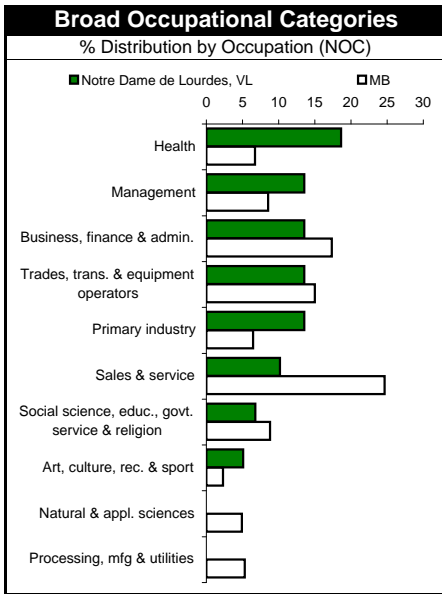
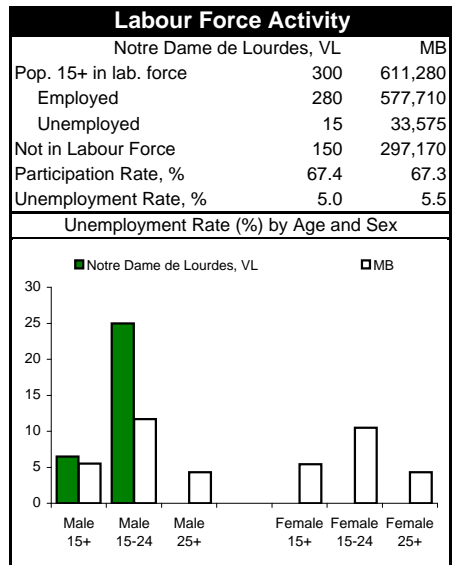
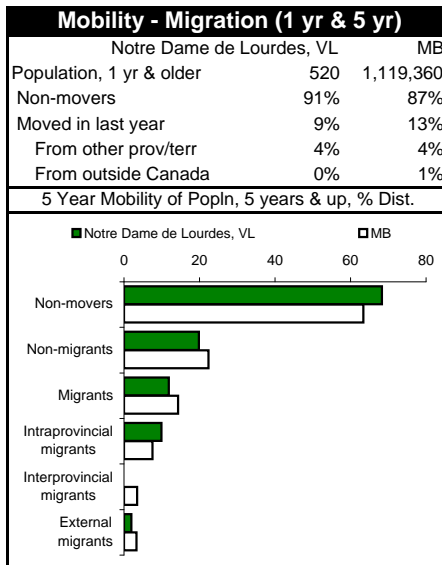
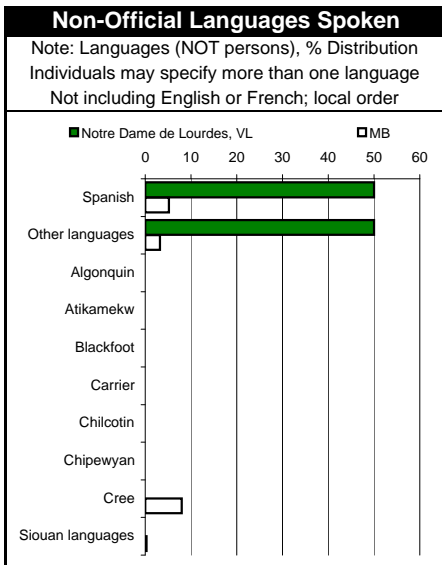
| | | |
|-------------------------------|-----|---------|
| No. of census families | 145 | 312,805 |
| Husband-wife families | 135 | 259,595 |
| Now-married couples | 130 | 225,875 |
| Without child at home | 58% | 44% |
| With children at home | 42% | 56% |
| Common-law couples | 10 | 33,715 |
| Without child at home | 0% | 57% |
| With children at home | 0% | 43% |
| Single-parent families | 0 | 53,210 |
| Male parent | N/A | 19% |
| Female parent | N/A | 81% |

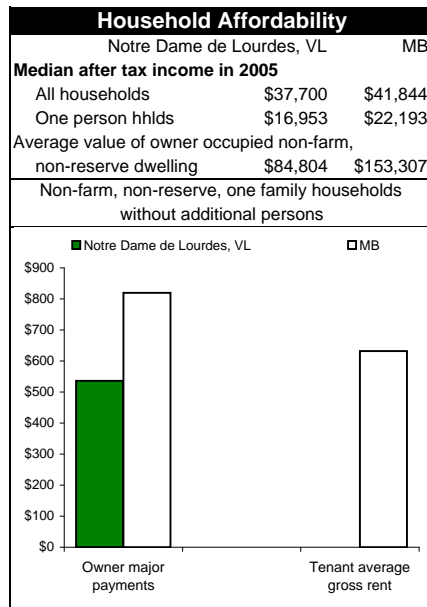
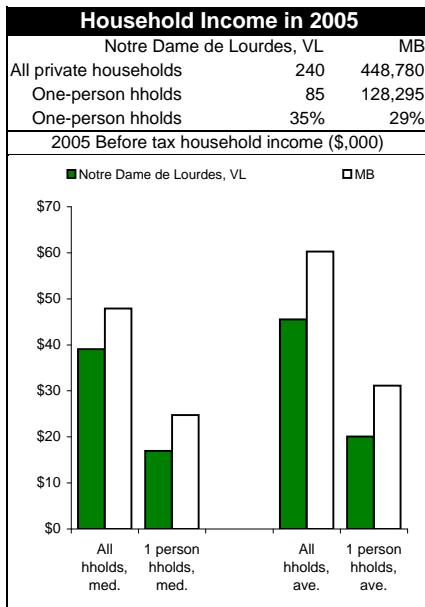
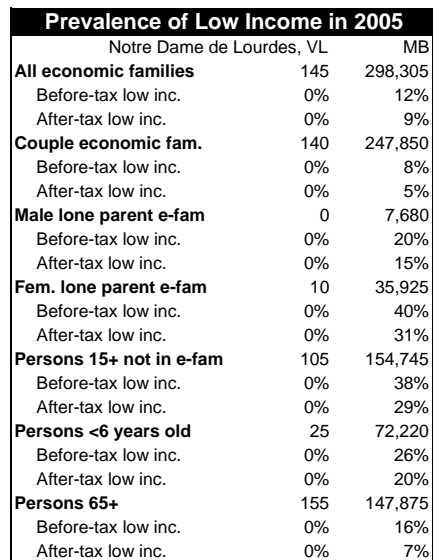
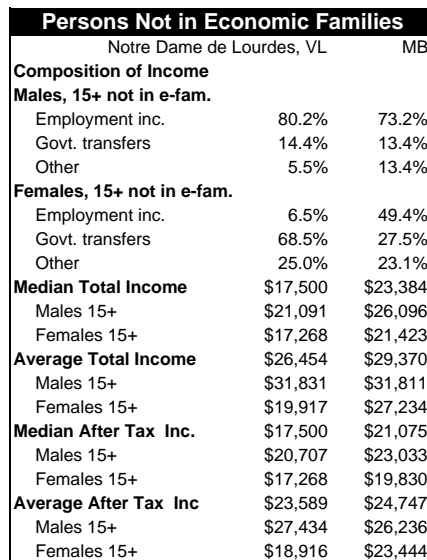
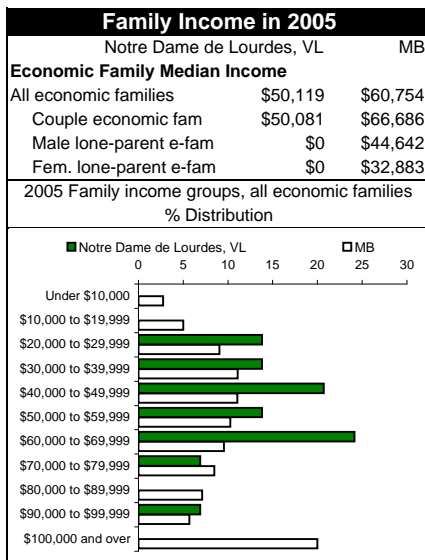
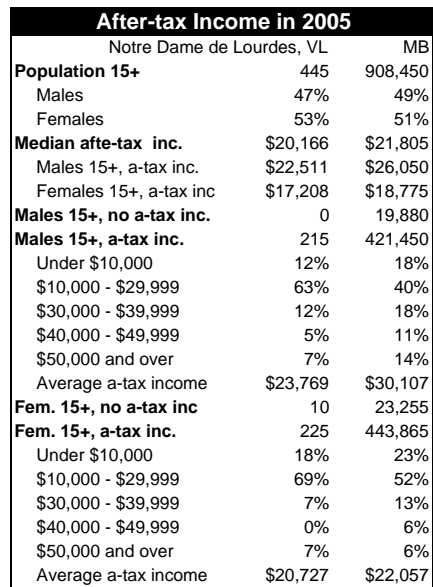
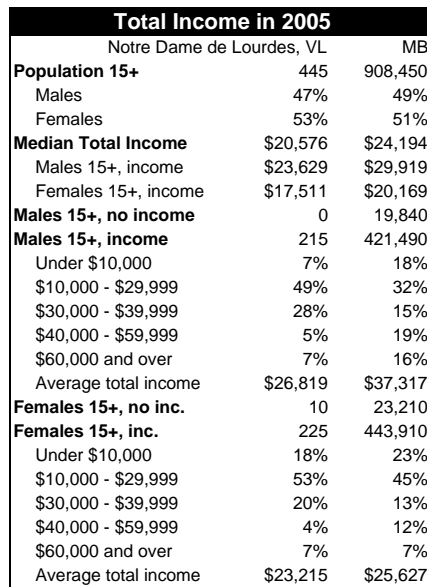
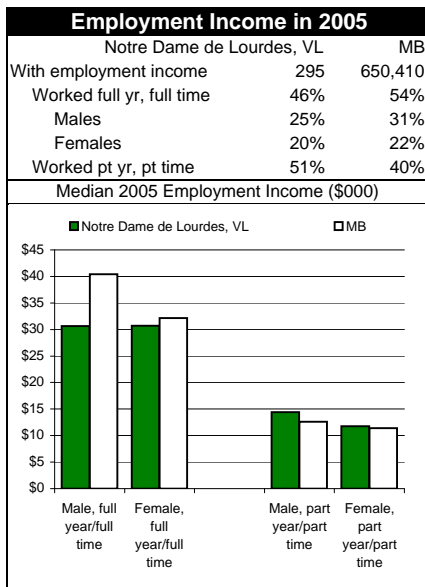


| Affordability (vs. Household income) | | |
|---|----------|-----------|
| Notre Dame de Lourdes, VL MB | | |
| Non-farm, non-reserve private dwellings, occupied by usual residents | | |
| Total number | 240 | 426,070 |
| Tenant Occupied | 45 | 126,420 |
| Average gross rent | \$437 | \$591 |
| >= 30% of hhld income | 33% | 35% |
| 30-99% of hhld income | 33% | 31% |
| Owner Occupied | 200 | 299,645 |
| Average value | \$84,804 | \$153,307 |
| Average payments | \$484 | \$768 |
| >= 30% of hhld income | 0% | 11% |
| 30-99% of hhld income | 5% | 10% |
| One family hhlds without additional persons in non-farm, non-reserve private dwellings | | |
| Tenant households | 10 | 50,055 |
| Average gross rent | \$0 | \$632 |
| >= 30% of hhld income | 0% | 25% |
| Owner occupied | 140 | 216,475 |
| Average gross rent | \$536 | \$820 |
| >= 30% of hhld income | 0% | 9% |









Notes

Population - effective since the 1991 Census non-permanent residents included in total.
2001 Census population - based on 2006 boundaries.
Economic family - refers to 2 or more ind. living in the same dwelling, rel. to each other by blood, marriage, common-law or adoption.
Experienced labour force - includes ind. who worked since 1/1/2005 and who were employed or unemployed during the ref. week.
Non-movers - on Census day were living at the same address as 1 or 5 years previously.
Non-migrant movers - lived at a different address but in the same census sub-division.
Average - or arithmetic mean is calculated by dividing the sum of the included categories by the number of the included categories.
Median - an alternate measure of "average" Median income of a specific group is that amount which divides their income size distribution into halves (below & above the median)
Prevalence of low income - the percentage of a specified group below Statistics Canada's low income cut-offs (LICO)