

2006 Census Profile

Sioux Valley Dakota Nation, IRI

Data Quality Flag* for this area is 01020

Produced by:

The Manitoba Bureau of Statistics

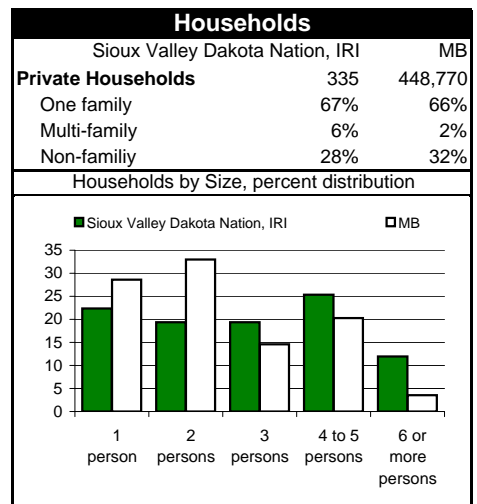
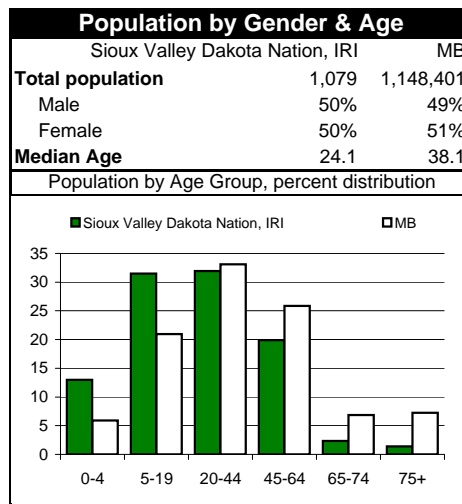
Statistics Canada offers community profiles at the following web address:

<http://www12.statcan.ca/english/census06/data/profiles/community/index.cfm?Lang=E>

**For information on data quality flags the user should consult the Statistics Canada publication:
Data Quality and Confidentiality Standards and Guidelines (Public), 2006 Census Dissemination*

September 2008

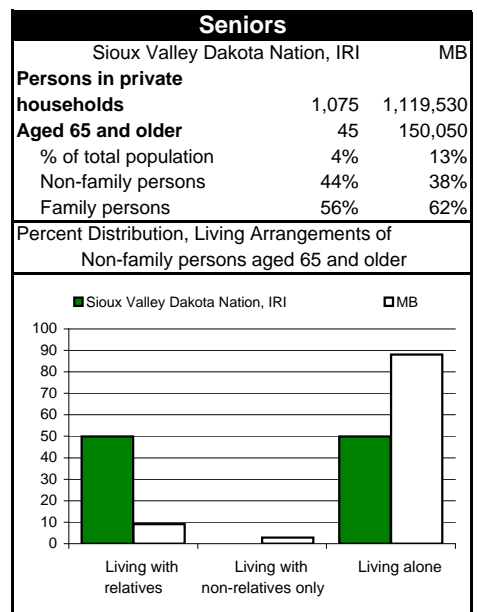
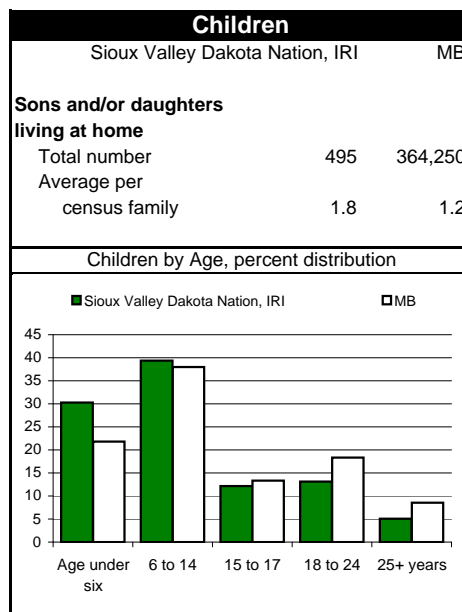
Summary		
Sioux Valley Dakota Nation, IRI MB		
Total population (as of May 16, 2006)	1,079	1,148,401
Share of Manitoba	0.09%	
2001 Census of Population (as of May 15, 2001)		
	1,050	1,119,583
Percent change '01-2006	2.8%	2.6%
Land area 2006 km ²	38.2	552,370
Occupied private dwellings (unrounded)	337	448,766
Total Dwellings (unrounded)	359	491,724



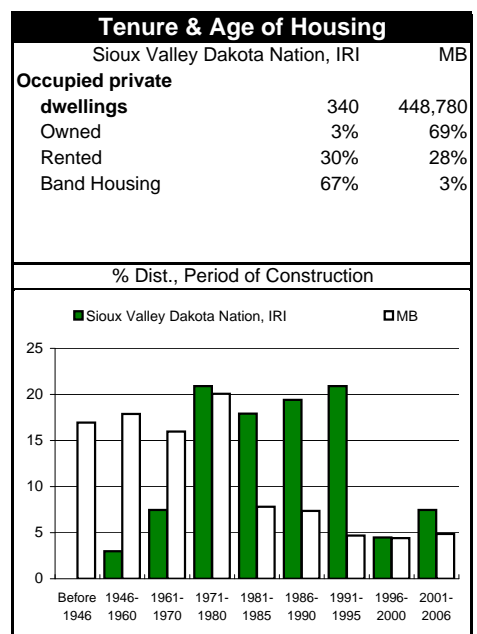
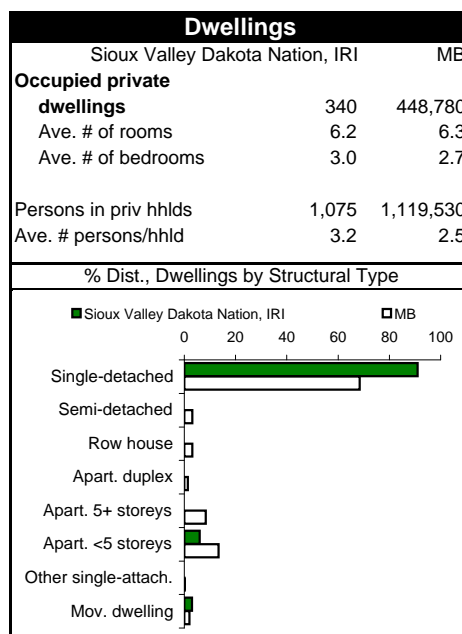
Marital Status & Families		
Sioux Valley Dakota Nation, IRI MB		
Population 15+ years	720	923,230
Single, never married	480	307,500
Legally married	135	463,100
Separated	30	26,215
Divorced	40	62,865
Widowed	40	63,550

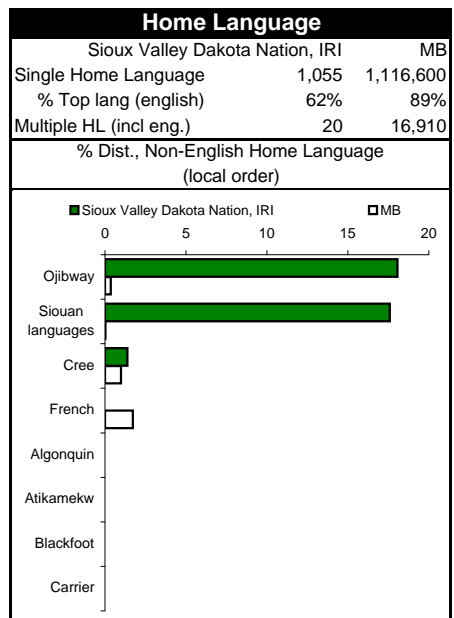
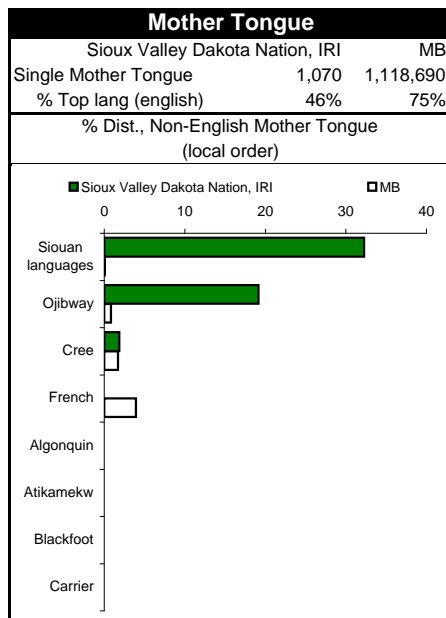
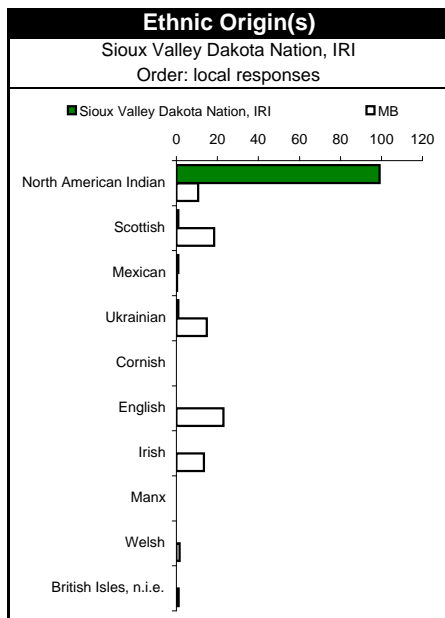
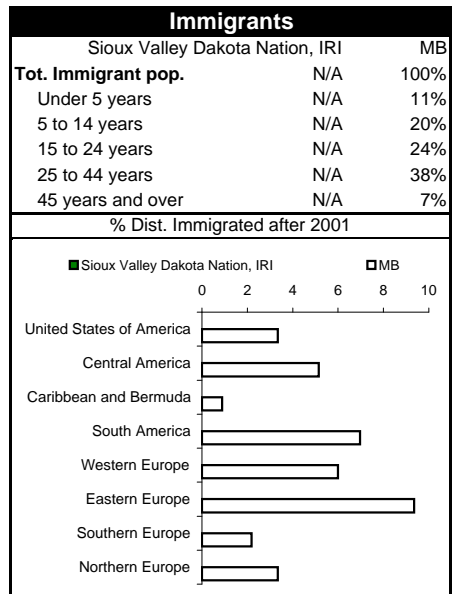
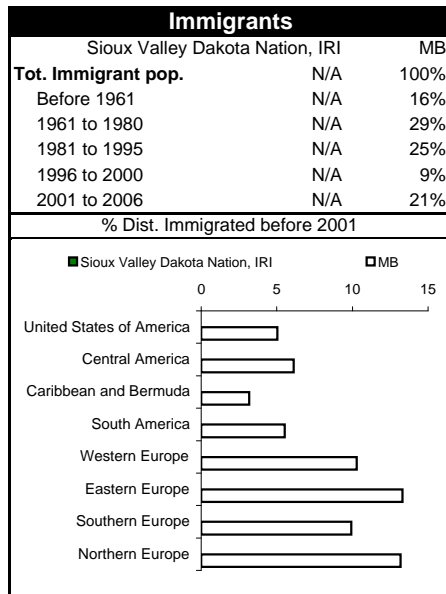
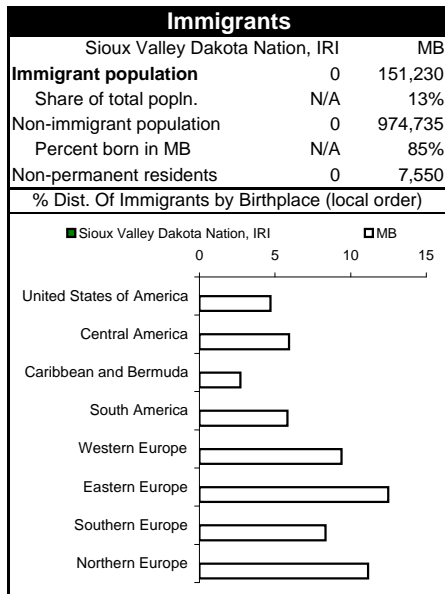
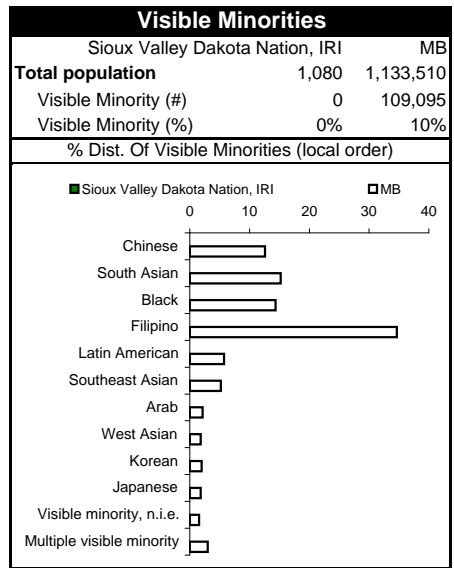
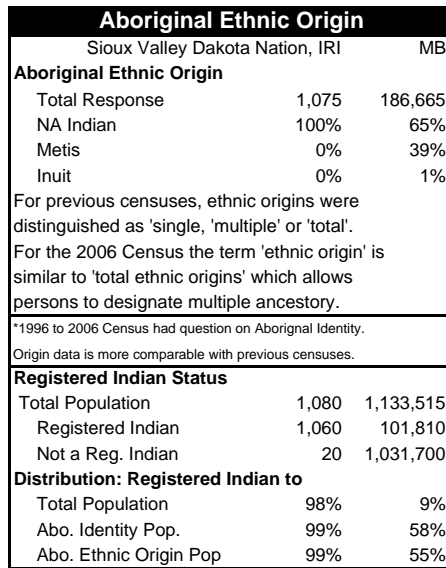
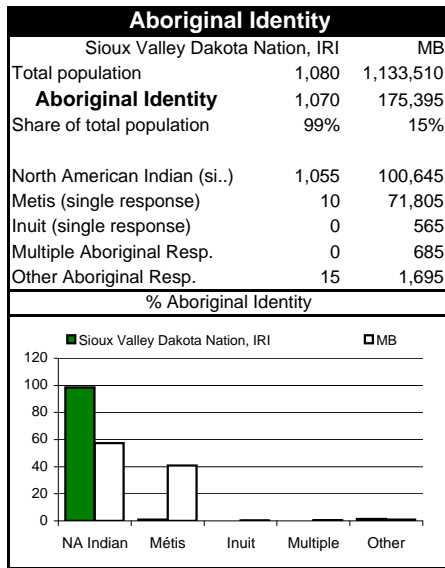
Census Families by Structure

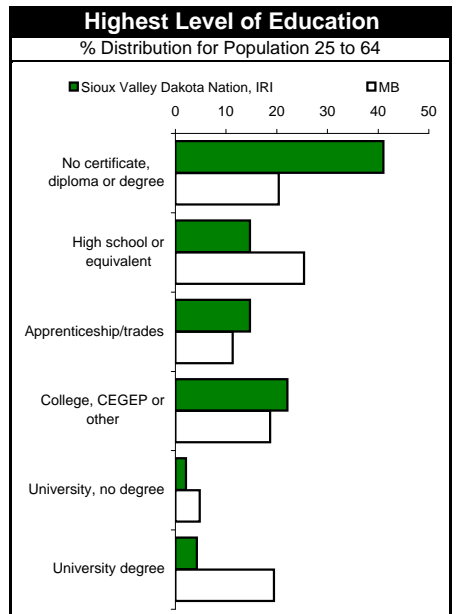
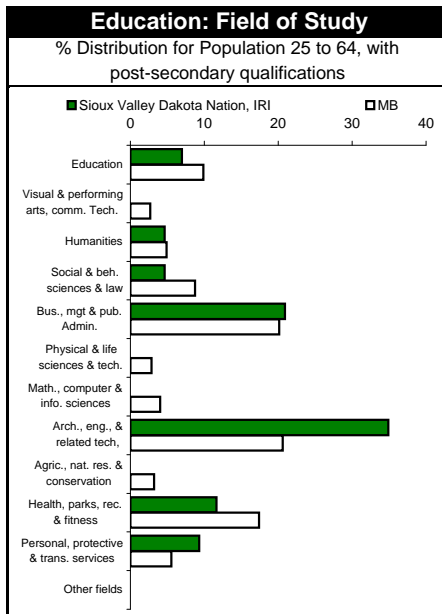
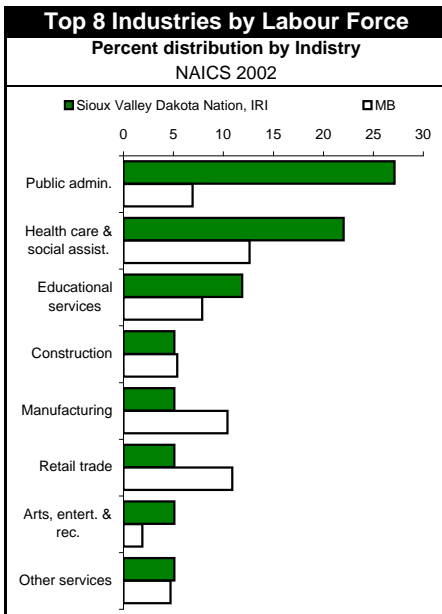
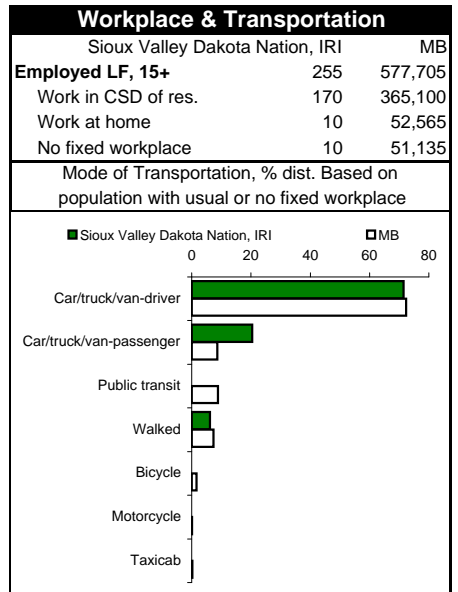
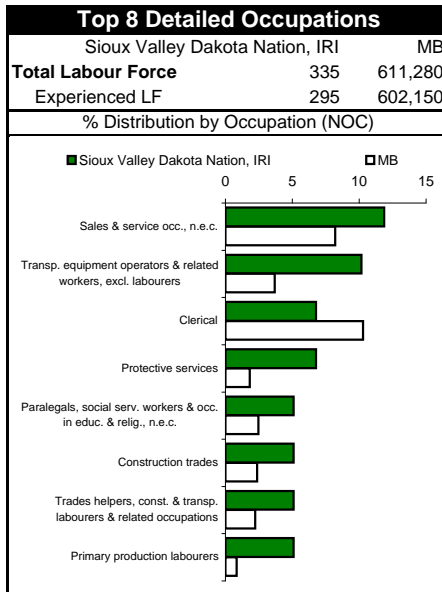
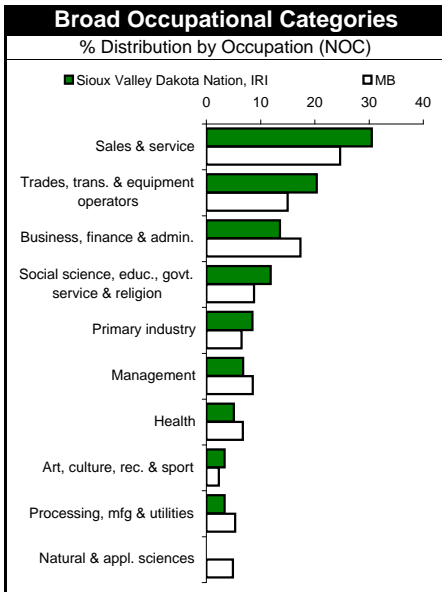
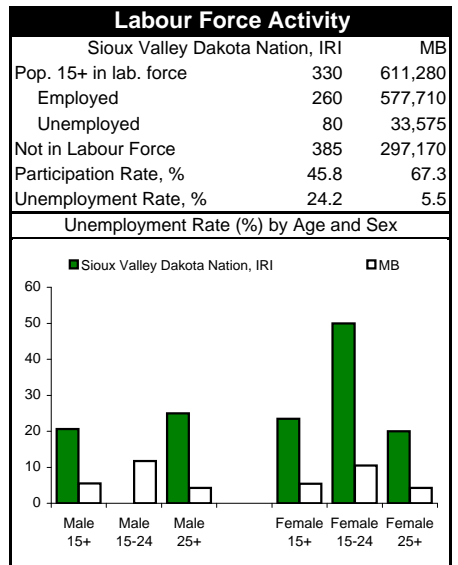
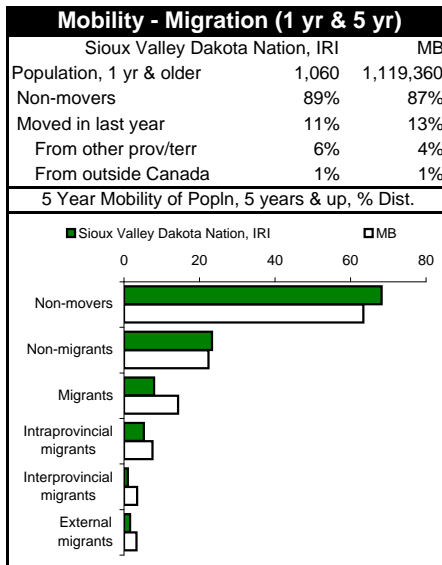
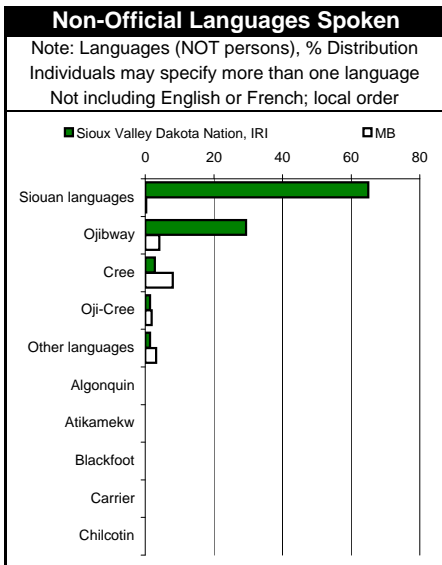
No. of census families	Sioux Valley Dakota Nation, IRI	MB
275		312,805
Husband-wife families	150	259,595
Now-married couples	65	225,875
Without child at home	23%	44%
With children at home	77%	56%
Common-law couples	80	33,715
Without child at home	25%	57%
With children at home	81%	43%
Single-parent families	120	53,210
Male parent	25%	19%
Female parent	79%	81%



Affordability (vs. Household income)		
Sioux Valley Dakota Nation, IRI MB		
Non-farm, non-reserve private dwellings, occupied by usual residents		
Total number	N/A	426,070
Tenant Occupied	N/A	126,420
Average gross rent	N/A	\$591
>= 30% of hhld income	N/A	35%
30-99% of hhld income	N/A	31%
Owner Occupied	N/A	299,645
Average value	N/A	\$153,307
Average payments	N/A	\$768
>= 30% of hhld income	N/A	11%
30-99% of hhld income	N/A	10%
One family hhlds without additional persons in non-farm, non-reserve private dwellings		
Tenant households	N/A	50,055
Average gross rent	N/A	\$632
>= 30% of hhld income	N/A	25%
Owner occupied	N/A	216,475
Average gross rent	N/A	\$820
>= 30% of hhld income	N/A	9%







Employment Income in 2005

Sioux Valley Dakota Nation, IRI		MB	
With employment income	355	650,410	
Worked full yr, full time	30%	54%	
Males	15%	31%	
Females	14%	22%	
Worked pt yr, pt time	55%	40%	

Median 2005 Employment Income (\$'000)	
Male, full year/full time	\$20
Female, full year/full time	\$25
Male, part year/part time	\$10
Female, part year/part time	\$12

Total Income in 2005

Sioux Valley Dakota Nation, IRI		MB	
Population 15+	720	908,450	
Males	49%	49%	
Females	51%	51%	
Median Total Income	\$9,525	\$24,194	
Males 15+, income	\$6,368	\$29,919	
Females 15+, income	\$12,336	\$20,169	
Males 15+, no income	40	19,840	
Males 15+, income	310	421,490	
Under \$10,000	63%	18%	
\$10,000 - \$29,999	31%	32%	
\$30,000 - \$39,999	3%	15%	
\$40,000 - \$59,999	8%	19%	
\$60,000 and over	3%	16%	
Average total income	\$11,924	\$37,317	
Females 15+, no inc.	35	23,210	
Females 15+, inc.	330	443,910	
Under \$10,000	44%	23%	
\$10,000 - \$29,999	44%	45%	
\$30,000 - \$39,999	11%	13%	
\$40,000 - \$59,999	3%	12%	
\$60,000 and over	3%	7%	
Average total income	\$15,388	\$25,627	

After-tax Income in 2005

Sioux Valley Dakota Nation, IRI		MB	
Population 15+	720	908,450	
Males	49%	49%	
Females	51%	51%	
Median afte-tax inc.	\$9,525	\$21,805	
Males 15+, a-tax inc.	\$6,368	\$26,050	
Females 15+, a-tax inc	\$12,336	\$18,775	
Males 15+, no a-tax inc.	35	19,880	
Males 15+, a-tax inc.	315	421,450	
Under \$10,000	60%	18%	
\$10,000 - \$29,999	30%	40%	
\$30,000 - \$39,999	8%	18%	
\$40,000 - \$49,999	3%	11%	
\$50,000 and over	3%	14%	
Average a-tax income	\$11,703	\$30,107	
Fem. 15+, no a-tax inc	35	23,255	
Fem. 15+, a-tax inc.	335	443,865	
Under \$10,000	45%	23%	
\$10,000 - \$29,999	43%	52%	
\$30,000 - \$39,999	9%	13%	
\$40,000 - \$49,999	3%	6%	
\$50,000 and over	3%	6%	
Average a-tax income	\$15,301	\$22,057	

Family Income in 2005

Sioux Valley Dakota Nation, IRI		MB	
Economic Family Median Income			
All economic families	\$25,344	\$60,754	
Couple economic fam	\$30,848	\$66,686	
Male lone-parent e-fam	\$15,520	\$44,642	
Fem. lone-parent e-fam	\$20,544	\$32,883	

2005 Family income groups, all economic families	
% Distribution	
Under \$10,000	18%
\$10,000 to \$19,999	22%
\$20,000 to \$29,999	25%
\$30,000 to \$39,999	15%
\$40,000 to \$49,999	10%
\$50,000 to \$59,999	5%
\$60,000 to \$69,999	3%
\$70,000 to \$79,999	2%
\$80,000 to \$89,999	1%
\$90,000 to \$99,999	1%
\$100,000 and over	1%

Persons Not in Economic Families

Sioux Valley Dakota Nation, IRI		MB	
Composition of Income			
Males, 15+ not in e-fam.			
Employment inc.	74.7%	73.2%	
Govt. transfers	23.9%	13.4%	
Other	1.4%	13.4%	
Females, 15+ not in e-fam.			
Employment inc.	64.0%	49.4%	
Govt. transfers	34.2%	27.5%	
Other	1.8%	23.1%	
Median Total Income	\$5,424	\$23,384	
Males 15+	\$4,029	\$26,096	
Females 15+	\$9,872	\$21,423	
Average Total Income	\$12,506	\$29,370	
Males 15+	\$12,657	\$31,811	
Females 15+	\$12,221	\$27,234	
Median After Tax Inc.	\$5,424	\$21,075	
Males 15+	\$4,029	\$23,033	
Females 15+	\$9,808	\$19,830	
Average After Tax Inc	\$12,353	\$24,747	
Males 15+	\$12,426	\$26,236	
Females 15+	\$12,215	\$23,444	

Prevalence of Low Income in 2005

Sioux Valley Dakota Nation, IRI		MB	
All economic families	N/A	298,305	
Before-tax low inc.	N/A	12%	
After-tax low inc.	N/A	9%	
Couple economic fam.	N/A	247,850	
Before-tax low inc.	N/A	8%	
After-tax low inc.	N/A	5%	
Male lone parent e-fam	N/A	7,680	
Before-tax low inc.	N/A	20%	
After-tax low inc.	N/A	15%	
Fem. lone parent e-fam	N/A	35,925	
Before-tax low inc.	N/A	40%	
After-tax low inc.	N/A	31%	
Persons 15+ not in e-fam	N/A	154,745	
Before-tax low inc.	N/A	38%	
After-tax low inc.	N/A	29%	
Persons <6 years old	N/A	72,220	
Before-tax low inc.	N/A	26%	
After-tax low inc.	N/A	20%	
Persons 65+	N/A	147,875	
Before-tax low inc.	N/A	16%	
After-tax low inc.	N/A	7%	

Household Income in 2005

Sioux Valley Dakota Nation, IRI		MB	
All private households	335	448,780	
One-person hholds	80	128,295	
One-person hholds	24%	29%	

2005 Before tax household income (\$,000)	
All hholds, med.	\$20
1 person hholds, med.	\$5
All hholds, ave.	\$26
1 person hholds, ave.	\$12

Household Affordability

Sioux Valley Dakota Nation, IRI		MB	
Median after tax income in 2005			
All households	\$20,704	\$41,844	
One person hholds	\$5,392	\$22,193	
Average value of owner occupied non-farm, non-reserve dwelling	N/A	\$153,307	
Non-farm, non-reserve, one family households without additional persons			
Owner major payments	\$800		
Tenant average gross rent	\$600		

Notes

Population - effective since the 1991 Census non-permanent residents included in total.

2001 Census population - based on 2006 boundaries.

Economic family - refers to 2 or more ind. living in the same dwelling, rel. to each other by blood, marriage, common-law or adoption.

Experienced labour force - includes ind. who worked since 1/1/2005 and who were employed or unemployed during the ref. week.

Non-movers - on Census day were living at the same address as 1 or 5 years previously.

Non-migrant movers - lived at a different address but in the same census sub-division.

Average - or arithmetic mean is calculated by dividing the sum of the included categories by the number of the included categories.

Median - an alternate measure of "average" Median income of a specific group is that amount which divides their income size distribution into halves (below & above the median)

Prevalence of low income - the percentage of a specified group below Statistics Canada's low income cut-offs (LICO)