

# BIRDS HILL Junior Naturalist



Ages 6-9

**Hi!** Would you like to become a Junior Naturalist? It's easy. Just work on the activities in this booklet and return it to us. Manitoba Provincial Parks will make you an official Junior Naturalist. On the back page, you will find a place to check off everything you do.



**Dear Parents:**

The Junior Naturalist program is meant to be fun and educational for the whole family. Please provide whatever assistance you feel your children need to become Junior Naturalists.

**My name is**


**I am visiting**

**Provincial Park**



If you need further assistance in completing these activities, look for a park interpreter at park programs and interpretive centres for help.

## Habitats Along an Esker Ridge



An esker is a large hill, formed by sand and gravel leftover from a glacier. When water flows down the hill, it creates different types of habitats in different areas.

Find the 12 hidden words that describe the habitats found along the esker ridge in Birds Hill Park.

### Words to Find

- |               |            |
|---------------|------------|
| aspen         | dry        |
| boreal forest | grasslands |
| bur oak       | parkland   |
| cedar bog     | spruce bog |
| coniferous    | tamarack   |
| deciduous     | wet        |

## Storytime: Those who Came Before

Birds Hill Provincial Park has a rich cultural history. Fill in the blanks using the words below to finish the story of those who came before.

### Words to use:

Red gathering  
Scottish  
Aboriginal  
bison  
Ukraine  
family  
neighbours  
1967  
cultural  
Company  
people

Long ago, before Birds Hill Park was built, this land was home to many different groups of \_\_\_\_\_. There were no roads or buildings in the beginning; no campground or lake for swimming. Many of the early Red River settlers to this area were French, \_\_\_\_\_ and Métis. They lived off the land: hunting, trapping and \_\_\_\_\_ what they needed. When the flood of 1826 hit, many settlers found refuge on one of the highest points of land in the area, now known as Birds Hill Park. Over the years, many of the Métis people, sometimes called “mixed-bloods” because their parents were of a mix of French or Scottish and \_\_\_\_\_ descent, were given land grants in this area. Many of them decided to leave this land and follow the \_\_\_\_\_ out west. As more and more people came to this land, the Hudson Bay \_\_\_\_\_ expanded along the \_\_\_\_\_ River. One of the important people that worked for the HBC was James Curtis Bird. When he retired, the HBC gave him property in this area. Birds Hill Park is named after him and his \_\_\_\_\_. In the early 1900s many new immigrants from Poland and the \_\_\_\_\_ moved here. They were hard working people and helped their \_\_\_\_\_. The area became known as the Community of Pine Ridge. When the park opened in \_\_\_\_\_, the people living here left, but some of their homesteads were left behind. Today, you can see many different features of the \_\_\_\_\_ history that has made Birds Hill Park what it is today.

# My Favorite Park Activities

Birds Hill Park has many recreational and educational opportunities. Use the code to discover some of the different activities you can do with your family and friends in Birds Hill Park.

A	B	C	D	E	F	G	H	I	J	K	L	M	N	O	P	Q	R	S	T	U	V	W	X	Y	Z
12	23	5	8	21	4	9	20	15	16	2	14	11	7	3	10	19	1	24	17	13	25	6	18	26	22

4 15 24 20 15 7 9    20 15 2 15 7 9    5 26 5 14 15 7 9



20 3 1 24 21 23 12 5 2    1 15 8 15 7 9

6 15 14 8 14 15 4 21    25 15 21 6 15 7 9

& 15 7 17 21 1 10 1 21 17 15 25 21    10 1 3 9 1 12 11 24

## A-maze-ing Sand

When the glaciers moved through this area thousands of years ago, they left deposits of sand and gravel which formed large hills called eskers. The sand and gravel from the eskers in the Birds Hill Park area was used to build the City of Winnipeg and other landmarks. Drive the tractor through the maze to move sand and gravel to the City.



# Leaf it to Me

In Birds Hill Park, the sandy soil drains moisture away from these plants, which is why bur oak grow shorter here than in other environments. Find a bur oak leaf on the ground and do a leaf rubbing of it in your book. To do a leaf rubbing, place the leaf under the page and using the edge of a crayon, rub over the leaf and it will appear on this side. (Please remember to take only leaves that have fallen to the ground.)

Bur oak trees have rough, brown bark and twisted, gnarled branches and twigs. Their leaves have large lobes (curves) and can grow very big over the summer.

# Colours of the Land

When humans dig up the natural land, we disturb the plants and flowers that used to grow there. Sometimes these plants and flowers are never seen again because they cannot grow in other types of soil. When we lose species of flowers, we lose biodiversity (many different living things in an area). Birds Hill Park protects the land so that this will not happen to the plants and flowers that grow here.

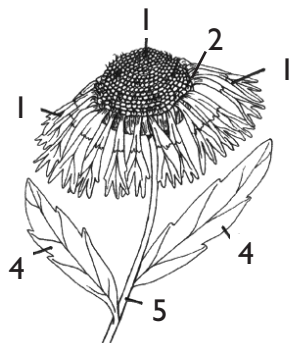
**Legend**

- 1 = golden yellow
- 2 = orange-red
- 3 = purple
- 4 = green
- 5 = brown

Follow the legend to colour these flowers found in Birds Hill Park.



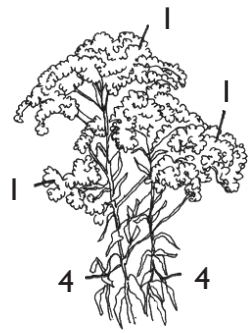
**Bergamot**



**Gaillardia**



**Prairie Crocus**



**Goldenrod**

# Who am I?



I have three-part green leaves.  
 I have red berries in the summer and yellow-white berries in fall and winter.  
 I grow 40 cm tall and have a woody stem.  
 You may get a very bad itch if you touch me, so always wash with soapy water and stick to the trails.

**P** \_ \_ \_ \_ **I** \_ \_

# Connect the Dots

This large mammal, often seen in the park during dawn and dusk, has to be very careful of vehicle traffic on the roads, predators such as wolves and coyotes, and natural elements like fire. These things can change their population (number of animals).

What animal is this?

W \_ \_ \_ e - t \_ \_ \_ \_ \_ D \_ \_ \_ \_

# Predators and their Prey

Animals that hunt for their food are called predators. The food they hunt for is called their prey. There are many predator-prey relationships in Birds Hill Park. Can you connect the predator to its prey?

## Predators



Bat



Coyote



Hawk



Fox

## Prey



Deer



Mouse



Mosquito



Rabbit



# Home Tweet Home

Birds Hill Park has many different types of habitats. A habitat includes shelter, water, food and space. All living creatures need a habitat to live in. Different types of habitats attract different types of creatures. Can you unscramble which birds live in which habitats in Birds Hill Park?

## 1. Lake

A D C A N A

O S E O G

## 2. Marsh

E D R I G W E D N

L B R A D I K B C

## 3. Tall Grass Prairie

F U D R F E

U O G E R S

## 4. Boreal Forest

T R E A G A R G Y

W O L

# Batty about Bats



Bats are really cool creatures that sometimes get a bad name because people don't know very much about them and are scared of them. Good Jr. Naturalists know that the more we learn about something, the less scary it becomes. Can you discover whether the myths below are true (T) or false (F) ?

## Bat Myths:

1. Bats are the only mammals that can fly. **T or F**
2. Bats are related to birds. **T or F**
3. Bats are nocturnal; they are most active at night. **T or F**
4. Bats use echolocation (like sonar) to help them know where they are flying and to find food, like insects, to eat. **T or F**
5. Bats are blind and will fly into your hair. **T or F**

# Be Bear Aware



Bears are a natural part of where we live, camp and visit. Sometimes we may see a bear while we are walking, hiking or playing.

Using the words provided, write in the correct answers to remind you what to do if you see a bear.

Stay \_\_\_\_\_.


Don't \_\_\_\_\_.

Back away \_\_\_\_\_.

Tell an \_\_\_\_\_.

run  
slowly  
adult  
calm

# Junior Naturalist Crossword



## Across

- 3. Made of snow and ice; covered this land thousands of years ago.
- 4. Early settlers lived off the \_\_\_\_\_.
- 8. Large mammal often seen in the park.
- 10. A popular activity in Birds Hill Park.
- 11. Name of community before the park was built.
- 12. What a bat uses to find its way.
- 14. A park person that can help answer your questions.
- 17. Name of a tree found in Birds Hill Park.

## Down

- 1. The animals at the top of a food chain.
- 2. What the glacier left behind that was used to build Winnipeg.
- 5. People of "Mixed-blood."
- 6. A special area in the park. \_\_\_\_\_ Bog

- 7. Name of a prairie flower that grows in Birds Hill Park (\*hint: it is Manitoba's Provincial Floral Emblem).
- 9. Company that James Curtis Bird worked for.
- 13. Name of the park you are visiting.
- 15. A large hill formed by sand and gravel leftover from a glacier.
- 16. What a black bear uses to find food.

**Need a Hint! All the answers are hidden in your booklet.**

## Ask an Interpreter!

Do you have a question for a park interpreter about an animal that you saw during your visit? Send us your questions and we will answer them and send it back with your completed booklets.

My question is:

---



---



---




---



## Junior Naturalist Checklist of Activities:

- Map Activity
- Habitats along an Esker Ridge
- Storytime: Those who Came Before...
- My Favourite Park Activities
- A-maze-ing Sand
- Leaf it to Me
- Colours of the Land
- Who am I?
- Connect the Dots
- Predators and their Prey
- Home Tweet Home
- Batty About Bats
- Be Bear Aware
- Crossword
- Ask an Interpreter



Junior Naturalist: \_\_\_\_\_  
Adult: \_\_\_\_\_

Check off the boxes of each activity you have completed. Return the completed booklet to receive your official pin and certificate. (Your book will also be returned to you.)

Did you enjoy doing this activity book? If so, you can do other Junior Naturalist / Park Explorer books at the following locations:

Whiteshell  
Spruce Woods  
Birds Hill  
Hecla  
Grand Beach

Completed booklets can be returned to campground offices, park interpreters or mailed to the address below:

Junior Naturalist Program  
Birds Hill Provincial Park  
c/o Park Interpreters  
Box 183, RR #2,  
Dugald, MB, R0E 0K0

## YOU ARE ALMOST AN OFFICIAL JUNIOR NATURALIST!

Child's Name \_\_\_\_\_  
Address \_\_\_\_\_  
City \_\_\_\_\_  
Province \_\_\_\_\_  
Postal Code \_\_\_\_\_