

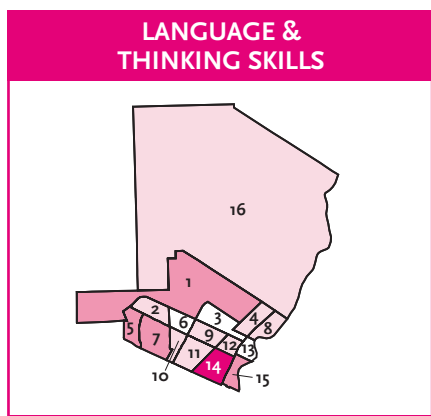
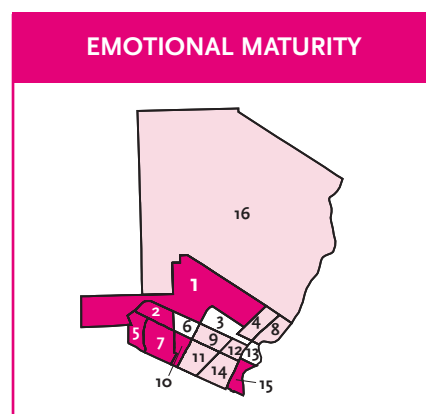
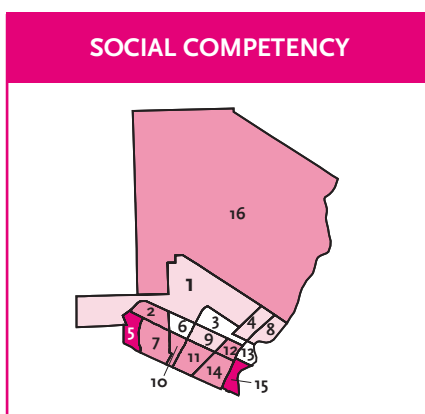
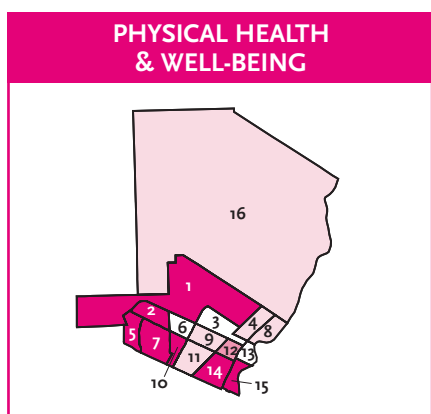
Seven Oaks Parent-Child Coalition

Are our children ready for school?

Early Development Instrument (EDI) 2006-2007 results for your community

This report shows the “**readiness for school**” of Kindergarten children in your community, based on results from the EDI. “Readiness for school” is a baseline of children’s readiness to begin grade one. As children’s readiness for school is influenced by their early years – and the family and community factors that shape children’s early years—EDI results are a reflection of the **strengths** and **needs** of children’s communities.

The following maps illustrate the per cent of Kindergarten children who were ‘**very ready**’ (top 30%) for school – within each of the 5 areas of early development – by Winnipeg neighbourhood

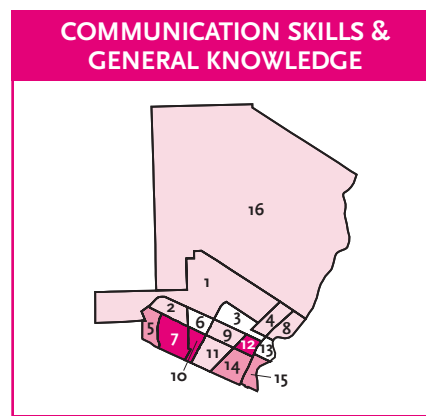


Large % of children ‘very ready’
 Moderate % of children ‘very ready’
 Small % of children ‘very ready’
 Unable to report

1 – Rosser - Old Kildonan (43)	9 – Templeton - Sinclair (43)
2 – Amber Trails (12)	10 – Leila McPhillips Triangle (19)
3 – West Kildonan Industrial (NA)	11 – Garden City (52)
4 – Riverbend (65)	12 – Margaret Park (18)
5 – Mandalay West (49)	13 – Kildonan (NA)
6 – Leila North (NA)	14 – Jefferson (73)
7 – The Maples (188)	15 – Seven Oaks (19)
8 – Rivergrove (11)	16 – West St. Paul (46)

(Number in parentheses is the number of children)

Large per cent of children ‘very ready’ reflects a **strength** in that area of development.



The EDI measures:

PHYSICAL HEALTH & WELL-BEING

Children are healthy, independent, rested each day.

LANGUAGE & THINKING SKILLS

Children are interested in reading and writing, can count and recognize numbers, shapes.

SOCIAL COMPETENCE


Children play and get along with others, share, show self-confidence.

COMMUNICATION SKILLS & GENERAL KNOWLEDGE

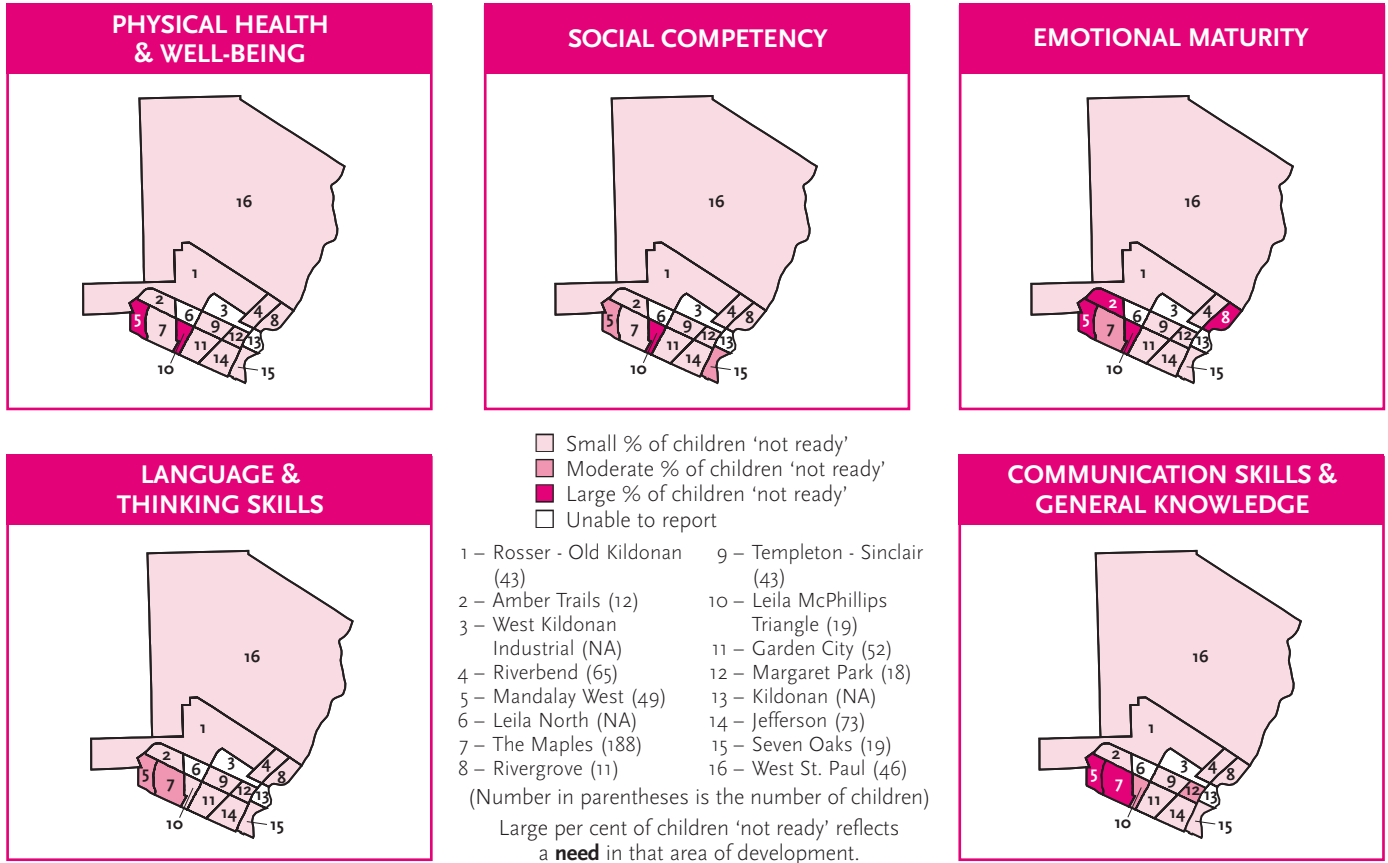
Children can tell a story, communicate with adults and other children.

EMOTIONAL MATURITY

Children are able to concentrate on tasks, help others, show patience, are not often aggressive nor angry.



The following maps illustrate the per cent of Kindergarten children who were 'not ready' (bottom 10%) for school – within each of the 5 areas of early development – by Winnipeg neighbourhood



Average EDI Scores for your community

Areas of Early Development: (‘10’ is best possible score)	2004-2005	2005-2006	2006-2007
Physical health & well-being	8.46	8.49	8.91
Social competence	8.39	8.19	8.59
Emotional maturity	7.80	7.45	8.12
Language & thinking skills	8.36	8.04	8.58
Communication & general knowledge	7.58	7.25	7.98

General Information on Kindergarten children:

Participation	2004-2005	2005-2006	2006-2007
Number of participating schools in your community	14	14	14
Number of participating children in your community	581	583	640
Number of participating children in your community with ESL / FSL	78 / 0	71 / 0	68 / 0
Number of participating children in your community with special needs	25	22	17
Number of participating children in your community who require further assessment concerning possible special needs	86	68	58