

MANITOBA ANALYTICS

Agrifood Export Performance: Second Quarter 2020



Agrifood Export Performance

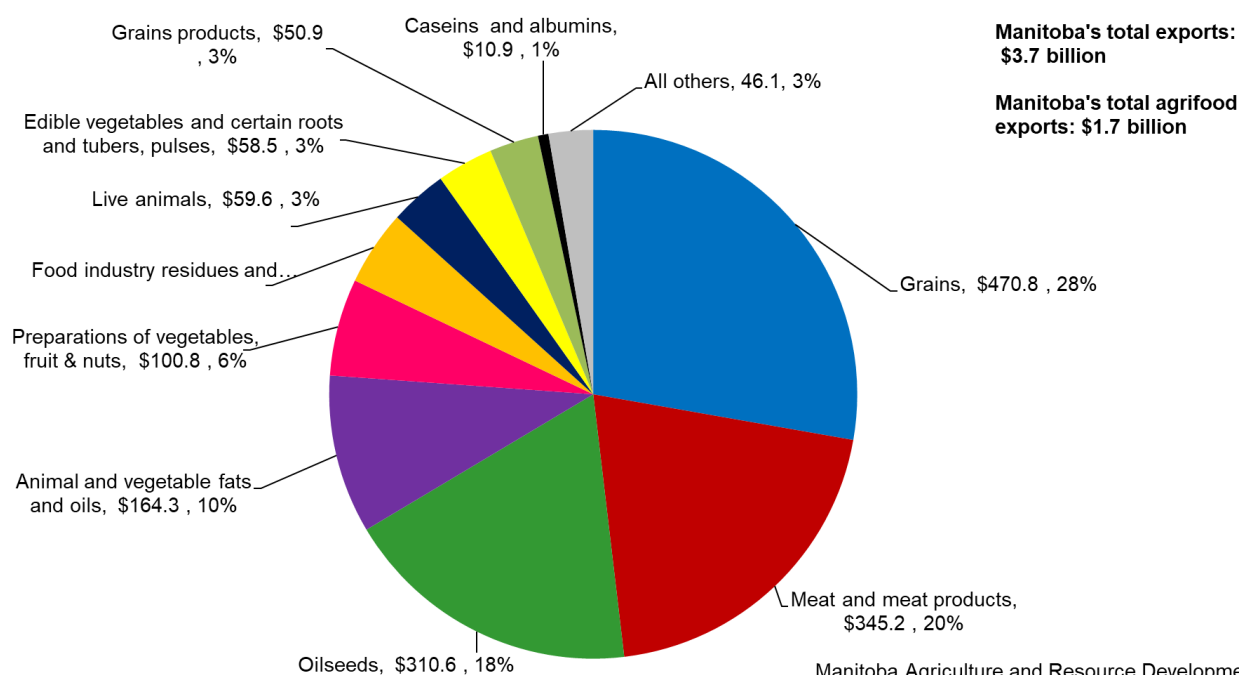
In the second quarter of 2020, Manitoba's agrifood export performance remained strong despite the significant challenges posed by the COVID-19. While Manitoba's and Canada's total international export decreased by 14.3 per cent and 31.2 per cent, respectively, the agrifood sector has shown resilience to the COVID-19 pandemic and registered a growth in export values.

In the second quarter of 2020, Manitoba exported \$1.7 billion worth of agricultural commodities and processed products, an increase of 5.3 per cent compared to the same quarter in 2019. Canada's agrifood exports in the second quarter of 2020 was \$19.3 billion, an increase of 5.7 per cent, compared to the \$18.3 billion export value in the second quarter of 2019. This demonstrates Manitoba's ability to keep exporting to its key trade partners and maintain its reputation as a dependable supplier of safe, quality agrifood products through challenging times such as the COVID-19 pandemic.

Top 10 Agrifood Export Commodities and Products

Grains accounted for 28 per cent of total agrifood export values in the second quarter of 2020, followed by meat and meat products (20 per cent), oilseeds (18 per cent), animal and vegetable fats and oils (10 per cent), and preparation of vegetables, mainly frozen potatoes (six per cent). These five commodities and products constitute 82 per cent of Manitoba's total agrifood exports in the second quarter of 2020. The chart below indicates the top 10 agrifood export commodities and products in the second quarter of 2020.

TOP TEN EXPORT COMMODITIES AND PRODUCTS IN THE SECOND OF 2020
(millions of dollars)



Source: CATSNET

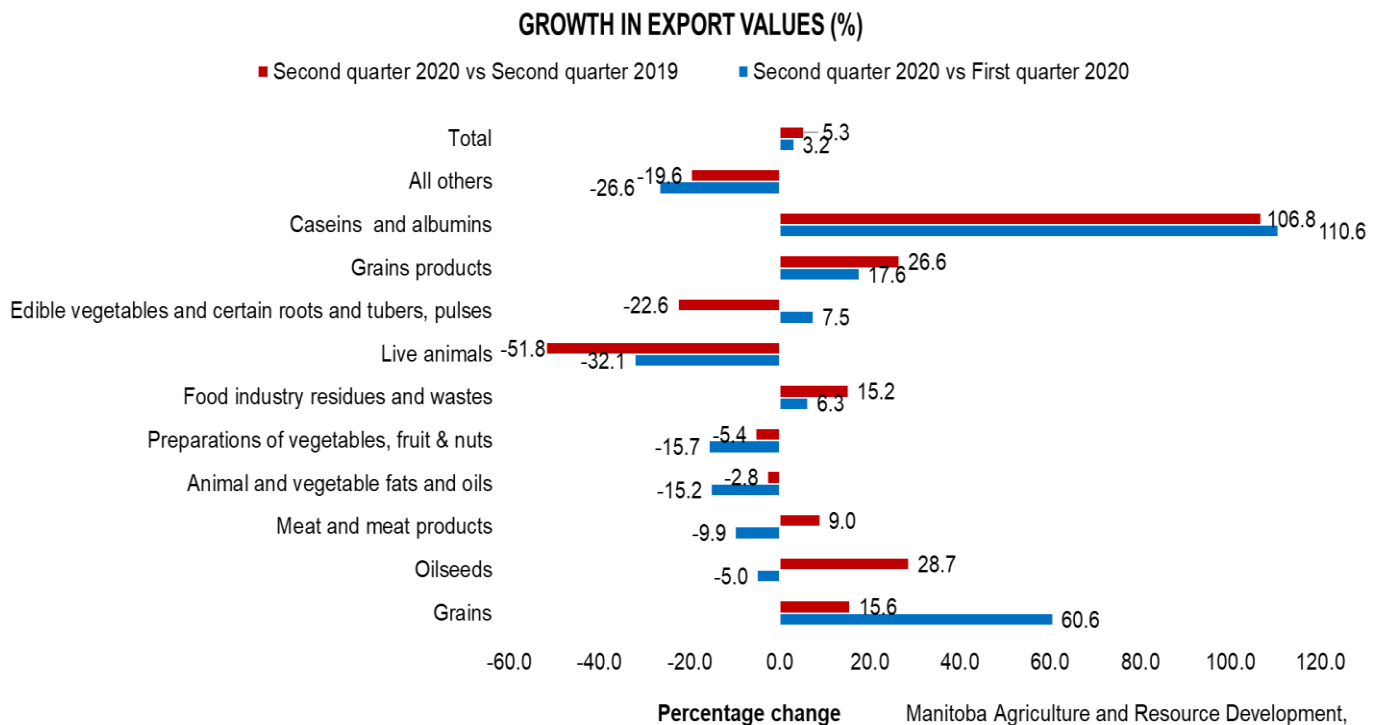
Manitoba Agriculture and Resource Development,
Forsight and Analysis, 2020-08-06

Second Quarter Export Performance (2020 versus 2019)

In the second quarter of 2020, among the top 10 export commodities and products, caseins and albumins have shown the largest percentage increase, as compared to the same quarter in 2019. Caseins and albumins export values increased by 106.8 per cent, from \$5.3 million in the second quarter of 2019 to \$10.9 million in same quarter in 2020. Oilseeds exports showed the second-largest percentage increase in the second quarter of 2020. The value of oilseeds exports increased by 28.7 per cent, from \$241.4 million to \$310.6 million. Grain products showed the third largest increase, where the export value increased by 26.6 per cent, from \$40.2 million in the second quarter of 2019 to \$50.9 million in the period in 2020. Grain export values increased by 15.6 per cent, from \$407.4 million in the second quarter of 2019 to \$470.8 million in the same quarter in 2020. Meat and meat products showed the six largest percentage increase, where export values increased by nine per cent, from \$316.8 million in the first quarter of 2019 to \$345.2 million in the same period in 2020.

On the other hand, live animals and edible vegetables showed the largest percentage decreases in export in the second quarter of 2020 compared to the same period in 2019. The value of live animals export decreased by 51.8 per cent, from \$123.6 million in the second quarter of 2019 to \$59.6 million in the same quarter in 2020 (cattle by 56.9 per cent from \$49.1 million to \$21.2 million and swine by 57.8 per cent from \$65.4 million to \$27.6 million). Exports of edible vegetables, root and tubers, and pulses (mainly dried peas and broad beans) decreased by 22.6 per cent, from \$75.6 million to \$58.5 million. Exports of vegetable fats and oils (mainly canola oil) and preparation of vegetables, fruits and nuts (mainly frozen potatoes) decreased by 5.4 per cent and 2.8 per cent, respectively.

Compared to the first quarter on 2020, exports of caseins and albumins increased by 110.6 per cent in the second quarter of 2020, from \$5.2 million in the first quarter of 2020 to \$10.9 million in the second quarter of 2020. During the same quarters, exports of grains, grain products, and edible vegetables increased by 60.6 per cent, 17.6 per cent, and 7.5 per cent, respectively. Compared to the first quarter, live animals (cattle and swine) export saw the largest percentage decrease where export values decreased by 32.1 per cent. Preparation of vegetables, fruits and nuts (mainly frozen potatoes), animal and vegetable fats and oils (mainly canola oil), and meat and meat products exports decreased by 15.7 per cent, 15.2 per cent, and 9.9 per cent in the second quarter of 2020 compared to the same quarter in the previous year, respectively. The graph below presents the percentage changes in export values between the second quarters of 2019 and 2020, and between the first and second quarter of 2020.

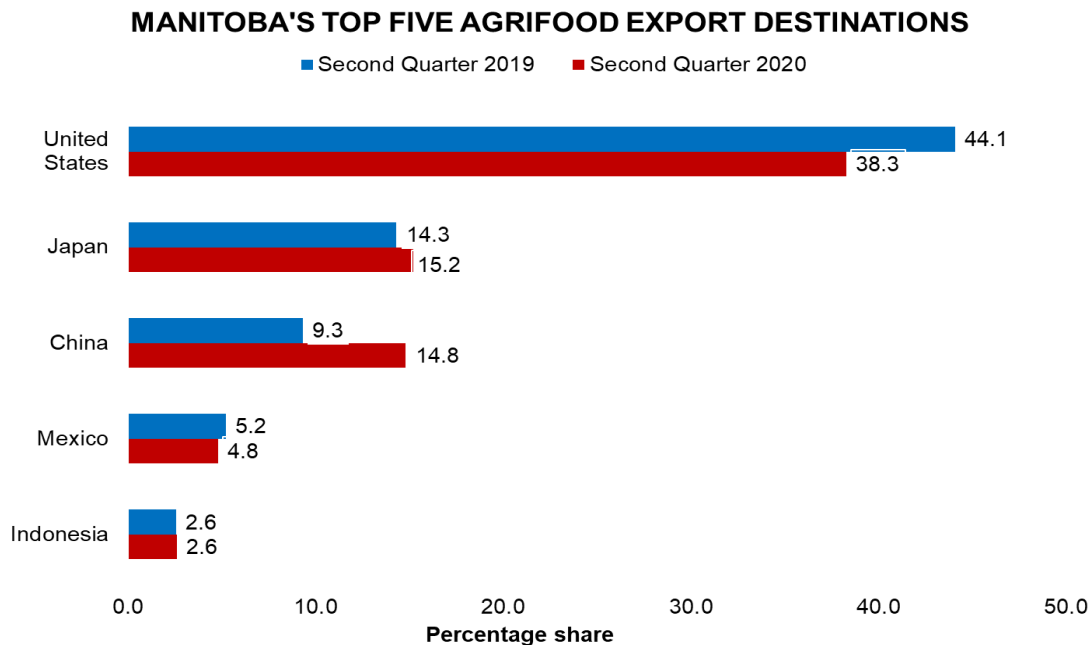


Source: CATSNET

Manitoba Agriculture and Resource Development,
Foresight and Analysis, 2020-08-12

Top Five Export Destinations

The top five export destinations for Manitoba's agrifood products in the second quarter of 2020 were the United States, Japan, China, Mexico, and Indonesia. Both the ranking and export shares of the top five export destinations remain unchanged compared to the second quarter in 2019. The top five countries accounted for 75.7 per cent of Manitoba's total agrifood exports in the second quarter of 2020. The United States accounted for 38.3 per cent of Manitoba's total agrifood exports, 5.3 per cent less than the export share in the same quarter in 2019. Japan and China accounted for 15.2 per cent and 14.8 per cent of Manitoba's total agrifood export share, respectively. In the second quarter of 2020, China's export share increased to 14.8 per cent from the 9.3 per cent level in the second quarter of 2019. The graph below presents the share of the top five export destinations for Manitoba's agrifood exports in the second quarter of 2019 and 2020.



Source: CATSNET

Manitoba Agriculture and Resource Development,
Foresight and Analysis, 2020-08-13

Main Commodities and Products Exported to the Top Five Export Destinations

In the second quarter of 2020, the top three export commodities and products exported to the United States are vegetable fats and oils – mainly canola oil (23 per cent), preparation of vegetables, fruits and nuts – mainly frozen potatoes (15.1 per cent), and food industry residues and wastes – mainly oil-cake (10.2 per cent). These three commodities and products constitute 48.3 per cent of the total agrifood exports to the United States. The top three agrifood exports to Japan are meat and meat products – mainly pork and pork products (63.4 per cent), oilseeds – mainly canola (20.6 per cent), and grains (13.9 per cent). These three commodities and products accounted for 97.9 per cent of the agrifood exports to Japan. Meat and meat products – mainly pork (36.4 per cent), grains – mainly wheat (34.6 per cent), and oilseeds – mainly canola (22.6 per cent) constituted 93.7 per cent of the total export value to China. The top three commodities and products exported to Mexico are oilseeds (38.6 per cent), animal/vegetable oils (17.2 per cent), and grains (17.0 per cent). Wheat constituted 98.9 per cent of the export values to Indonesia. While exports to the United States and Mexico are relatively diverse, exports to Japan, China, and Indonesia are highly concentrated on meat, canola, and wheat.

Contact us

- Go to manitoba.ca/agriculture and click on Markets and Statistics
- Email us at industryintelligence@gov.mb.ca
- Follow us on Twitter @MBGovAg