

MANITOBA ANALYTICS

Manitoba Food and Beverage Industry Structure



This document provides a high-level overview of Manitoba's food and beverage manufacturing industry. It summarizes the structure of the sector, including the number of facilities, business size distribution, geographic location, and major manufacturing categories.

Industry snapshot

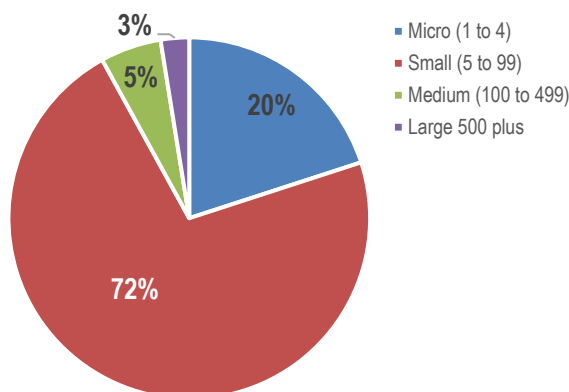
The Manitoba food and beverage manufacturing industry is highly diverse, producing a wide range of food products including potato products, meat, and grain and oilseed-based products. The sector is characterized by many small-sized enterprises with less than 100 employees.

Number of facilities

Manitoba has 428 food and beverage manufacturing facilities, as defined by Statistics Canada¹. Meat processing, beverage manufacturing, and grain and oilseed processing together account for over 50 per cent of all food-processing facilities in the province. The distribution of facilities by subsector is shown in the graph on the following page.

Business size profile

The industry is predominantly made up of small businesses. Approximately 92 per cent of food processors in Manitoba employ fewer than 100 employees. According to Statistics Canada, 20 per cent of food processors are micro-enterprises (one to four employees), 72 per cent are small-sized enterprises (five to 99 employees), five per cent are medium-sized enterprises (100 to 499 employees), and three per cent are large enterprises (+500 employees). The graph below shows the distribution of food and beverage facilities by employment size.



Source: Statistics Canada Table 33-10-1095-01 released on Feb.13, 2026

Key subsectors

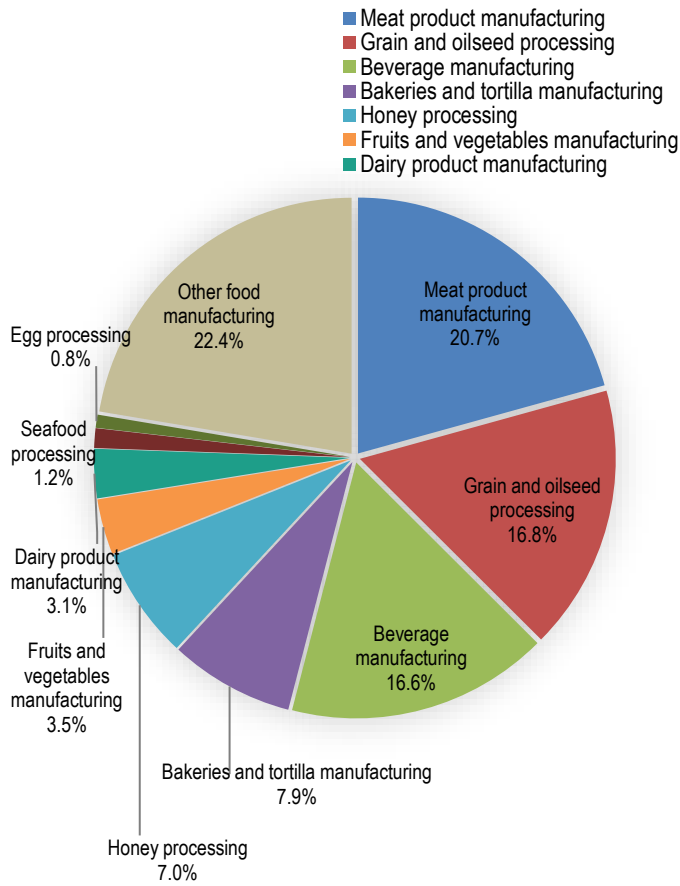
The food and beverage manufacturing industry consists of a few categories including meat and meat products (e.g., red meat and poultry), bakery products, beverage, dairy products, seafood, egg products, fruit and vegetables (including potato products), grains and oilseed products, honey, and other food products. The table below summarizes the products that are included in each category.

Manufacturing categories	Products included
Bakery products	Bread and pastries, mixes and doughs, tortillas
Meat and meat products	Red meat processing, poultry processing - including primary products (meat, fat, offal) and secondary processed products (sausages, prepared meat)
Beverage	Alcoholic beverages (wine, spirits, liqueurs), non-alcoholic beverages, juices and bottled water
Grain and oilseed products	Grain milling, oil crushing
Honey	Honey and honey products
Dairy products	Milk and cream, cheese, ice cream, whey and milk protein products
Seafood	Fish preparation and fish packaging
Fruits and vegetables products	Processed and preserved fruit and vegetables, potato products (e.g. French fries)
Egg products	Liquid and processed egg products including albumin and processed yolk
Other food products	Snack foods (e.g.chips); plant protein-based products; condiments, syrups, and fillings; prepared meals and soups; chocolate and confectionary products; pet food and animal feed

Geographic distribution. Most food processors are in Winnipeg (35 per cent) and southern (31 per cent) regions. Twenty-one per cent are in the western region, while 12 per cent are in the eastern-Interlake region and one percent of food processing facilities are found in the north.

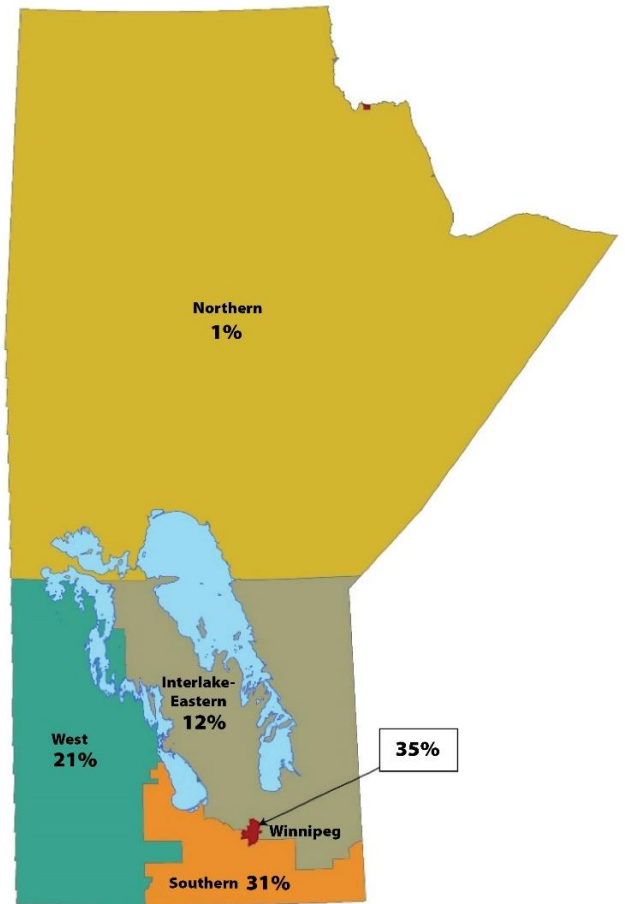
¹ Source: Statistics Canada tables 33-10-1095-01 and 33-10-1096-01 released on Feb.13, 2026. This data comes from Statistics Canada's central statistical register of businesses (Business Register) which maintains a complete, up-to-date and unduplicated list of businesses that have a corporate income tax (T2) account, an employer payroll deduction remittance (PD7) account, a GST/HST account, a T5013 partnership account, a registered charities account. Persons reporting any of the various types of businesses income on personal tax forms (T1) are also included on the Register.

This graph shows the share of Manitoba food and beverage facilities by manufacturing category, highlighting the predominance of meat product manufacturing, grain and oilseed processing, and beverage manufacturing.



Source: Manitoba Agriculture and Canadian Food Inspection Agency (2026)

This map shows the regional distribution of food and beverage manufacturing facilities in Manitoba, showing concentration in Winnipeg and southern Manitoba and limited presence in northern regions.



Source: Manitoba Agriculture and Canadian Food Inspection Agency (2026)

May 14, 2026

Contact us

- www.manitoba.ca/agriculture/markets-and-statistics/
- Email us at industryintelligence@gov.mb.ca
- Follow us on X @MBGovAg