

# Hog Prices



March 23, 2021

For definitions of how data is collected and calculated, please see

<https://www.gov.mb.ca/agriculture/markets-and-statistics/livestock-statistics/pubs/hog-price-report-definitions-and-methodology.pdf>

### Exchange rates (Monday close)

1 US \$ = C \$1.2513

1 EURO = C \$1.4930

1 Yen = C \$0.0115

<https://www.bankofcanada.ca/rates/exchange/daily-exchange-rates/>

### Manitoba Weighted Average Carcass Prices (including premiums and discounts)

#### All In Weights C\$/100 kg

Week	Week ending date	2021	2020	Change from Previous Week	Change from Previous Year
8	2021-02-26	200.25	156.43	2.0%	28.0%
9	2021-03-05	206.25	160.59	3.0%	28.4%
10	2021-03-12	213.85	161.77	3.7%	32.2%
11	2021-03-19	219.28	168.49	2.5%	30.1%
<b>Four week average</b>		<b>209.91</b>	<b>161.82</b>	<b>-</b>	<b>29.7%</b>

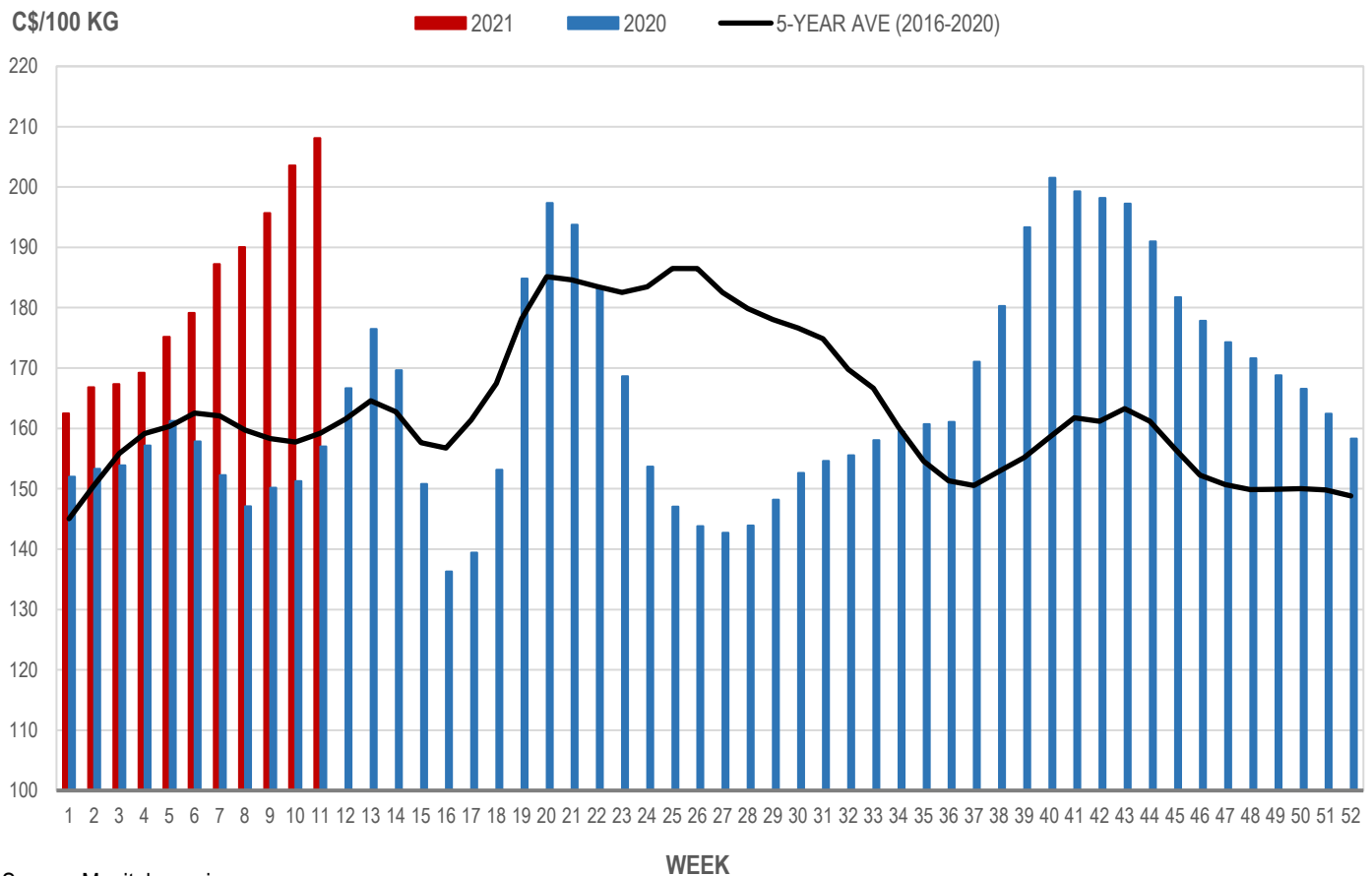
Source: Manitoba major processors.

## Index 100, C\$/100 kg

Week	Week ending date	2021	2020	Change from Previous Week	Change from Previous Year
8	2021-02-26	190.02	147.07	1.5%	29.2%
9	2021-03-05	195.67	150.18	3.0%	30.3%
10	2021-03-12	203.57	151.26	4.0%	34.6%
11	2021-03-19	208.13	157.03	2.2%	32.5%
<b>Four week average</b>		<b>199.35</b>	<b>151.38</b>	<b>-</b>	<b>31.7%</b>

Source: Manitoba major processors.

## MANITOBA WEIGHTED AVERAGE INDEX 100 HOG PRICES WEEKLY



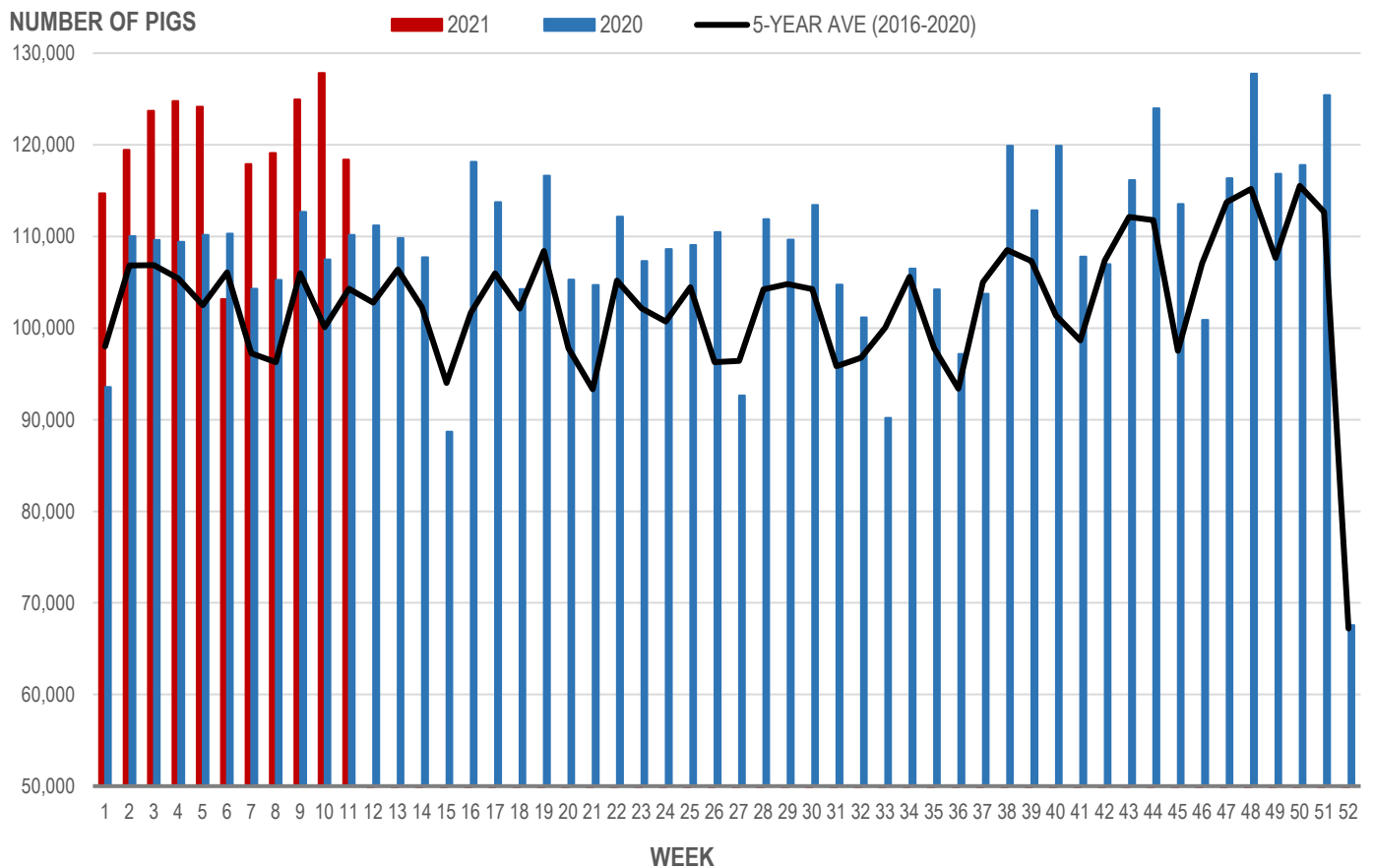
Source: Manitoba major processors

## Number of Pigs Processed by Major Processors

Week	Week ending date	2021	2020	Change from Previous Week	Change from Previous Year
8	2021-02-26	119114	105253	1.0%	13.2%
9	2021-03-05	124947	112667	4.9%	10.9%
10	2021-03-12	127829	107496	2.3%	18.9%
11	2021-03-19	118382	110166	-7.4%	7.5%
<b>Four week average</b>		<b>122568</b>	<b>108896</b>	<b>-</b>	<b>12.6%</b>

Source: Manitoba major processors.

## NUMBER OF PIGS PROCESSED BY MAJOR PROCESSORS WEEKLY



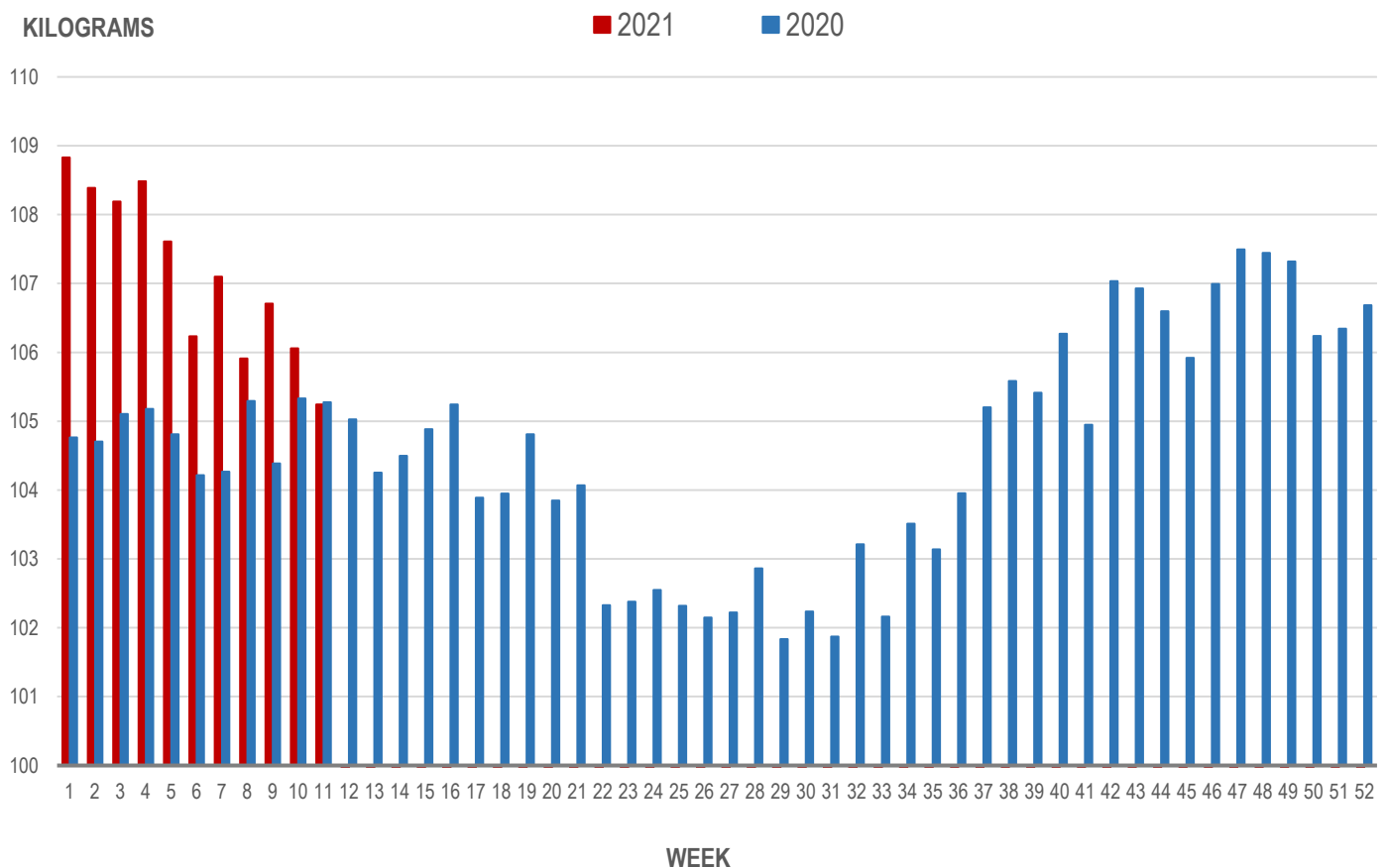
Source: Manitoba major processors

## Average Weight of Hogs Processed by Major Processors, Kg

Week	Week ending date	2021	2020	Change from Previous Week	Change from Previous Year
8	2021-02-26	105.91	105.29	-1.1%	0.6%
9	2021-03-05	106.71	104.39	0.8%	2.2%
10	2021-03-12	106.06	105.33	-0.6%	0.7%
11	2021-03-19	105.24	105.28	-0.8%	0.0%
<b>Four week average</b>		<b>105.98</b>	<b>105.07</b>	<b>-</b>	<b>0.9%</b>

Source: Manitoba major processors.

### AVERAGE WEIGHT OF HOGS PROCESSED BY MAJOR PROCESSORS WEEKLY



Source: Manitoba major processors

**CME FUTURES PRICES, US\$/lb, Friday settle price**

	<b>LEAN HOG</b>	<b>Change *</b>	<b>PORK CUTOUT</b>	<b>Change *</b>
Apr 2021	94.25	2.85	104.45	3.68
May 2021	94.93	1.27	104.58	3.48
Jun 2021	100.60	1.60	107.30	2.25
July 2021	100.63	1.15	106.83	1.45
Aug 2021	98.83	0.15	106.10	0.92
Oct 2021	82.75	-0.75	92.48	-0.23
Dec 2021	74.98	-1.10	86.80	0.00
Feb 2022	76.93	-1.20	87.00	-0.30
Apr 2022	79.55	-1.40	88.50	-1.30
May 2022	82.85	-1.10	88.75	-1.30
Jun 2022	87.48	-1.23	93.05	-1.30
July 2022	87.43	-1.08	93.68	-1.30

Source: CME

\* Price change from previous week, US\$

**MAPLE LEAF Sig #4 - Contract Prices Top of Range**

	<b>Sig #4 Price C\$/100 kg</b>	<b>Change *</b>
Apr 2021	204.95	7.93
May 2021	204.24	1.95
June 2021	214.25	1.99
July 2021	214.70	1.99
Aug 2021	212.92	-0.88
Sep 2021	186.34	-2.41
Oct 2021	177.05	-2.28
Nov 2021	167.13	-2.34
Dec 2021	161.58	-2.35

Source: HAMs Marketing

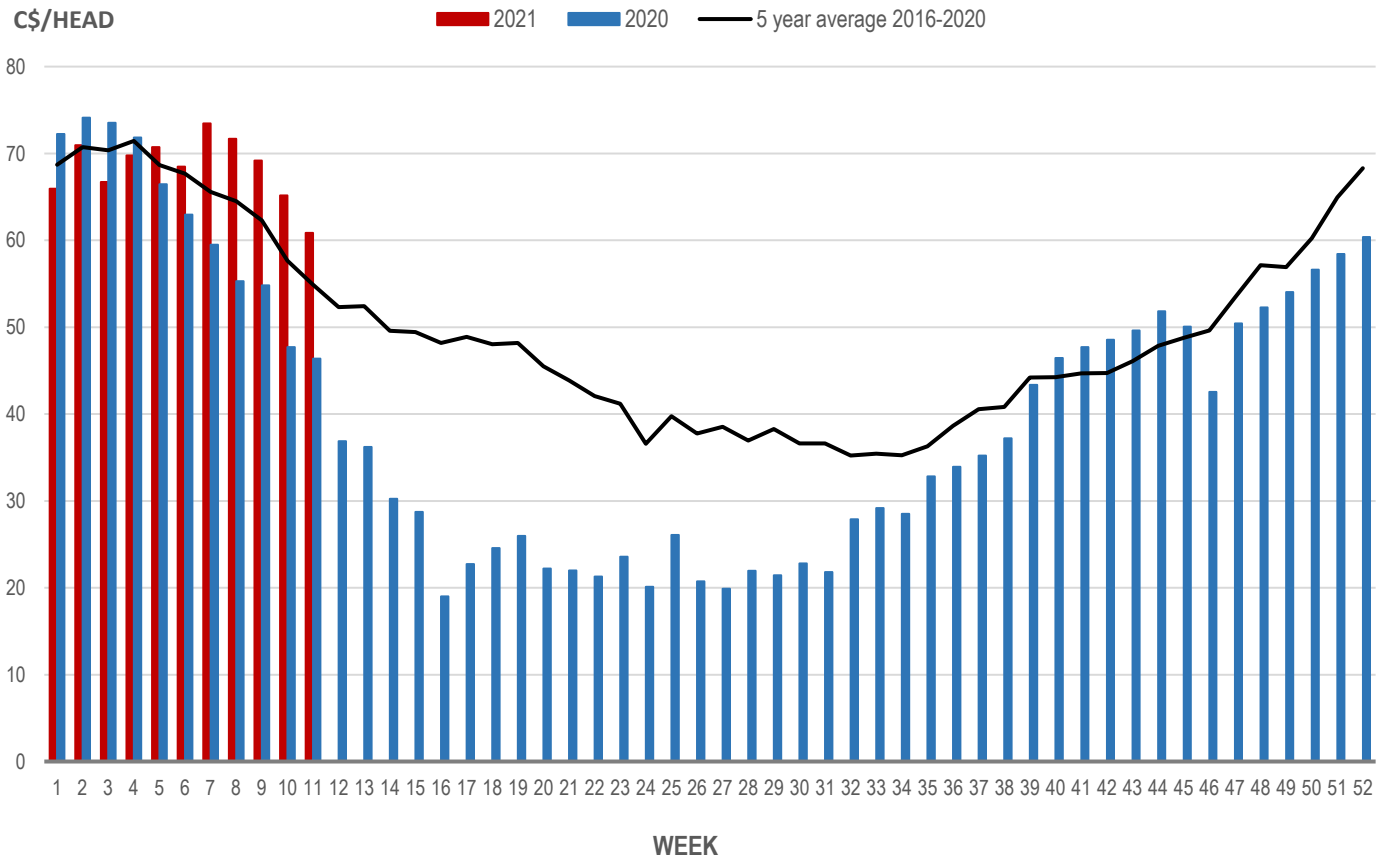
\* Price change from previous week, C\$

## Weaning Pigs (U.S. Total Composite Weighted Average Price per Head)

	Formula and Cash Low, US\$/Head	Formula and Cash High, US\$/Head	Wtd Avg Price, US\$/Head	Wtd Avg Price, C\$/Head
Early Weaned (10-12 lb)	34.27	63.00	48.63	60.85
Feeder Pigs (40 lb)	81.00	91.00	84.53	105.77

Source: USDA, AMS

## EARLY WEANED PIGS (U.S. TOTAL COMPOSITE WEIGHTED AVERAGE PRICE PER HEAD) WEEKLY



Source: USDA, AMS

### Contact us

Go to [manitoba.ca/agriculture](http://manitoba.ca/agriculture) and click on Markets and Statistics

Email us at [industryintelligence@gov.mb.ca](mailto:industryintelligence@gov.mb.ca)

Follow us on Twitter @MBGovAg