

Hog Prices



April 6, 2021

For definitions of how data is collected and calculated, please see

<https://www.gov.mb.ca/agriculture/markets-and-statistics/livestock-statistics/pubs/hog-price-report-definitions-and-methodology.pdf>

Exchange rates (Monday close)

1 US \$ = C \$1.2525

1 EURO = C \$1.4783

1 Yen = C \$0.0114

<https://www.bankofcanada.ca/rates/exchange/daily-exchange-rates/>

Manitoba Weighted Average Carcass Prices (including premiums and discounts)

All In Weights C\$/100 kg

Week	Week ending date	2021	2020	Change from Previous Week	Change from Previous Year
10	2021-03-12	213.85	161.77	3.7%	32.2%
11	2021-03-19	219.28	168.49	2.5%	30.1%
12	2021-03-26	227.27	179.08	3.6%	26.9%
13	2021-04-02	231.75	189.48	2.0%	22.3%
Four week average		223.04	174.71	-	27.7%

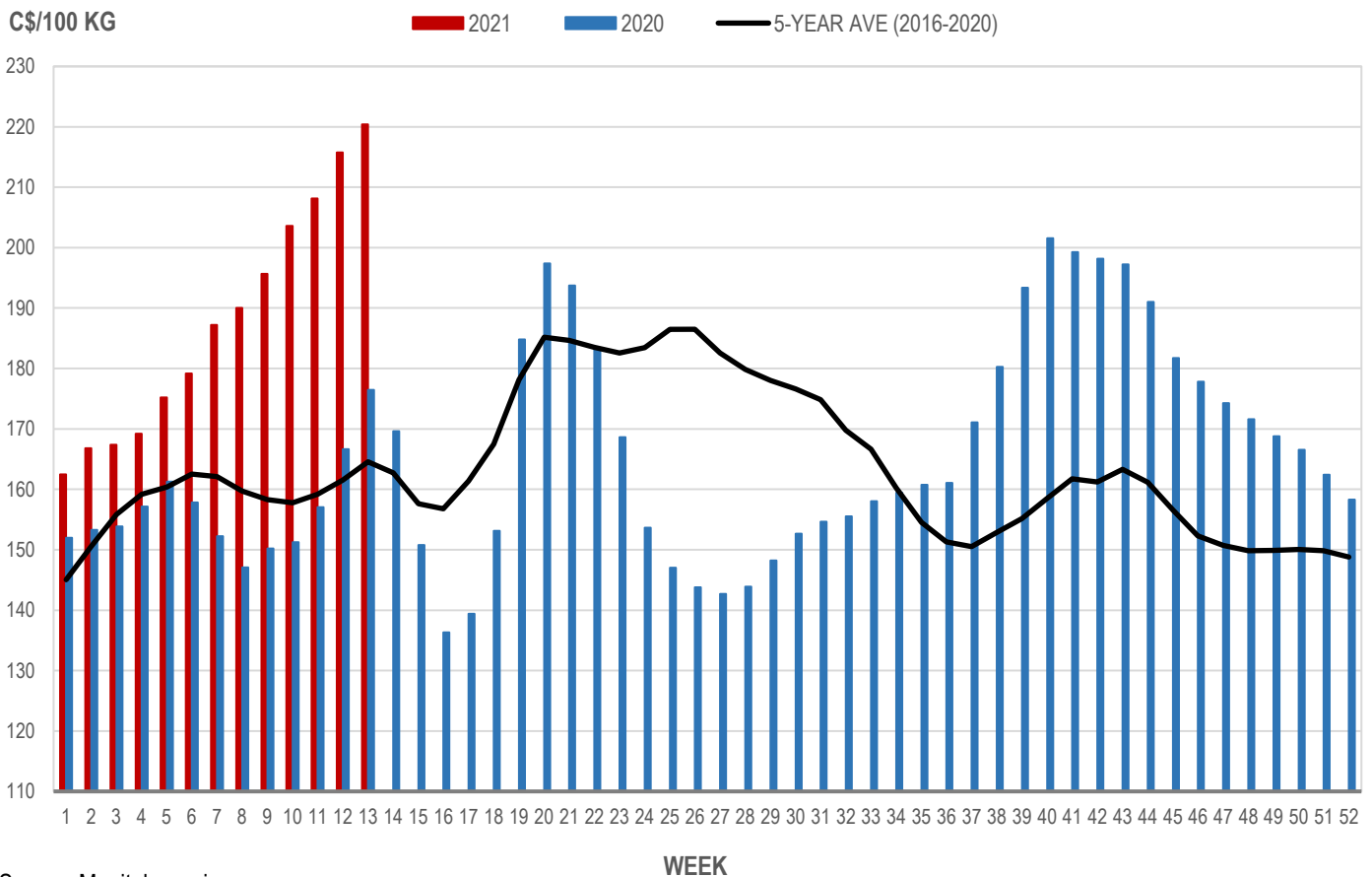
Source: Manitoba major processors.

Index 100, C\$/100 kg

Week	Week ending date	2021	2020	Change from Previous Week	Change from Previous Year
10	2021-03-12	203.57	151.26	4.0%	34.6%
11	2021-03-19	208.13	157.03	2.2%	32.5%
12	2021-03-26	215.77	166.65	3.7%	29.5%
13	2021-04-02	220.38	176.45	2.1%	24.9%
Four week average		211.96	162.85	-	30.2%

Source: Manitoba major processors.

MANITOBA WEIGHTED AVERAGE INDEX 100 HOG PRICES WEEKLY



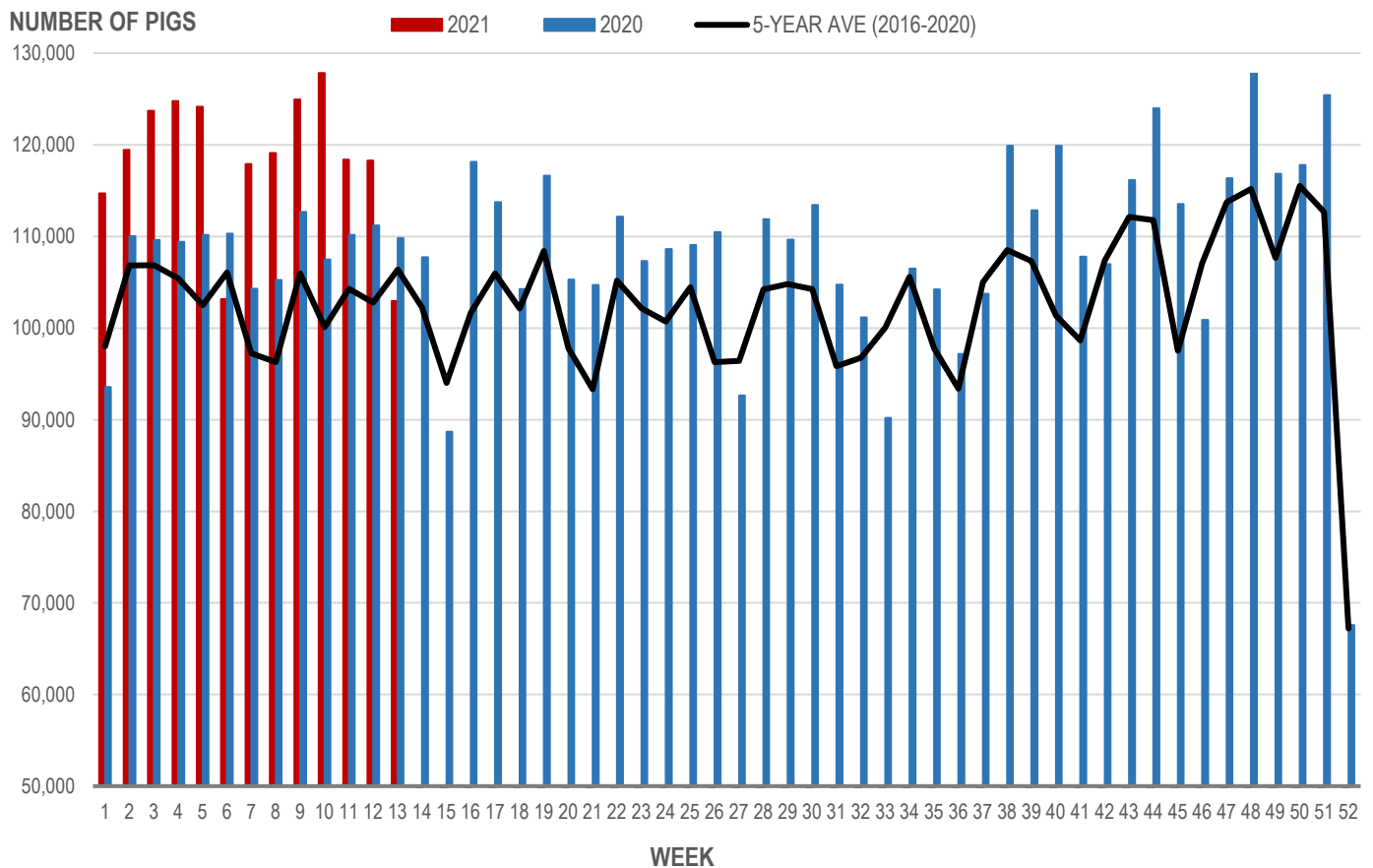
Source: Manitoba major processors

Number of Pigs Processed by Major Processors

Week	Week ending date	2021	2020	Change from Previous Week	Change from Previous Year
10	2021-03-12	127829	107496	2.3%	18.9%
11	2021-03-19	118382	110166	-7.4%	7.5%
12	2021-03-26	118292	111181	-0.1%	6.4%
13	2021-04-02	102937	109810	-13.0%	-6.3%
Four week average		116860	109663	-	6.6%

Source: Manitoba major processors.

NUMBER OF PIGS PROCESSED BY MAJOR PROCESSORS WEEKLY



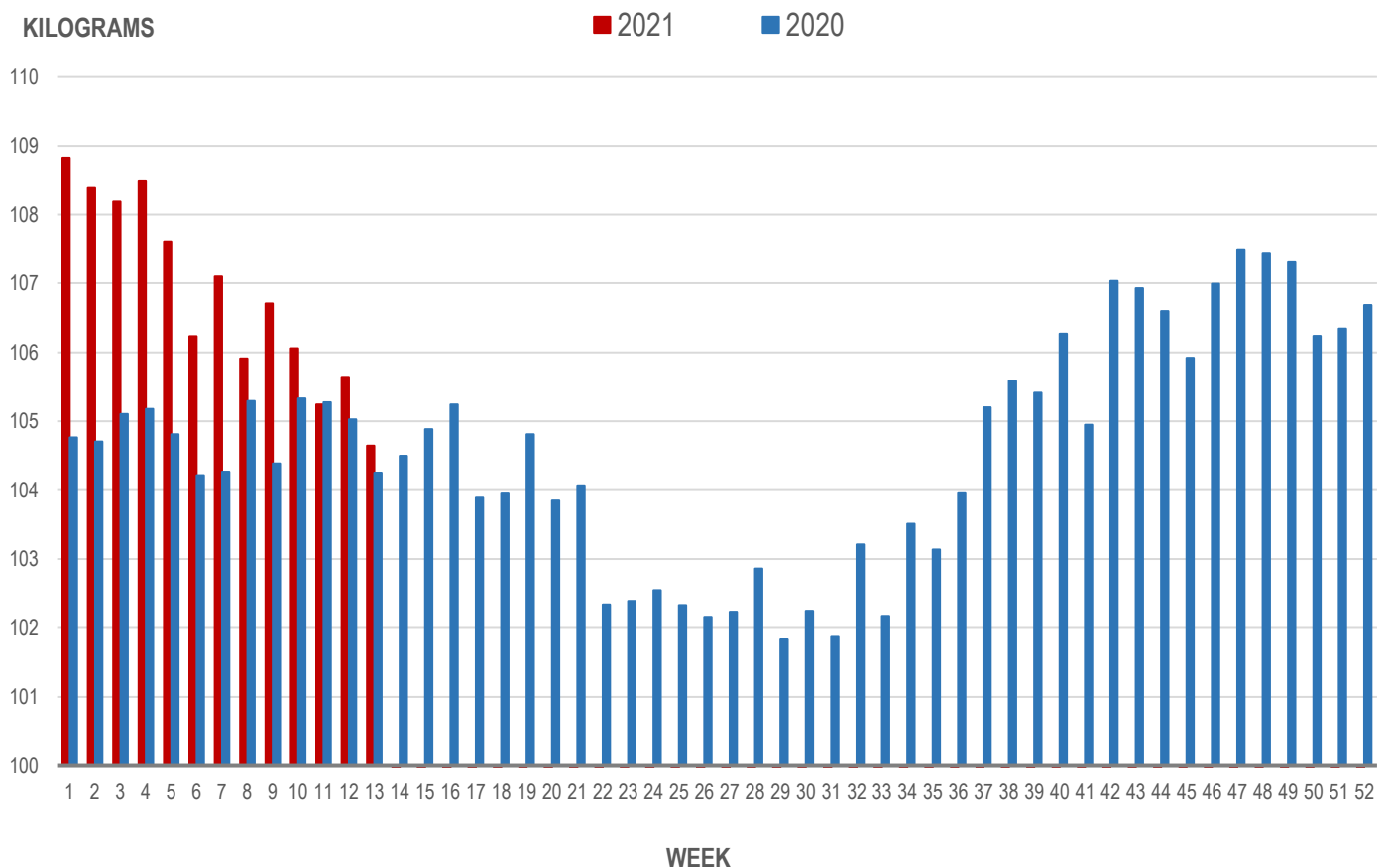
Source: Manitoba major processors

Average Weight of Hogs Processed by Major Processors, Kg

Week	Week ending date	2021	2020	Change from Previous Week	Change from Previous Year
10	2021-03-12	106.06	105.33	-0.6%	0.7%
11	2021-03-19	105.24	105.28	-0.8%	0.0%
12	2021-03-26	105.64	105.03	0.4%	0.6%
13	2021-04-02	104.64	104.25	-0.9%	0.4%
Four week average		105.40	104.97	-	0.4%

Source: Manitoba major processors.

AVERAGE WEIGHT OF HOGS PROCESSED BY MAJOR PROCESSORS WEEKLY



Source: Manitoba major processors

CME FUTURES PRICES, US\$/lb, Friday settle price

	LEAN HOG	Change *	PORK CUTOUT	Change *
Apr 2021	101.78	0.98	111.50	1.45
May 2021	102.83	1.48	110.25	0.30
Jun 2021	106.33	0.73	112.30	0.27
July 2021	105.15	0.53	110.80	0.25
Aug 2021	102.15	0.40	109.23	0.85
Oct 2021	85.45	0.60	94.73	-0.20
Dec 2021	76.93	0.58	87.33	-0.20
Feb 2022	77.98	0.35	88.10	-0.20
Apr 2022	80.45	0.13	88.78	-0.20
May 2022	83.63	0.13	89.03	-0.20
Jun 2022	88.18	0.20	93.33	-0.20
July 2022	88.28	0.25	93.95	-0.20

Source: CME

* Price change from previous week, US\$

MAPLE LEAF Sig #4 - Contract Prices Top of Range

	Sig #4 Price C\$/100 kg	Change *
Apr 2021	NA	NA
May 2021	221.22	2.65
June 2021	230.99	2.58
July 2021	231.43	2.58
Aug 2021	223.46	1.16
Sep 2021	194.10	1.63
Oct 2021	184.87	1.81
Nov 2021	172.49	1.35
Dec 2021	167.16	1.38

Source: HAMs Marketing

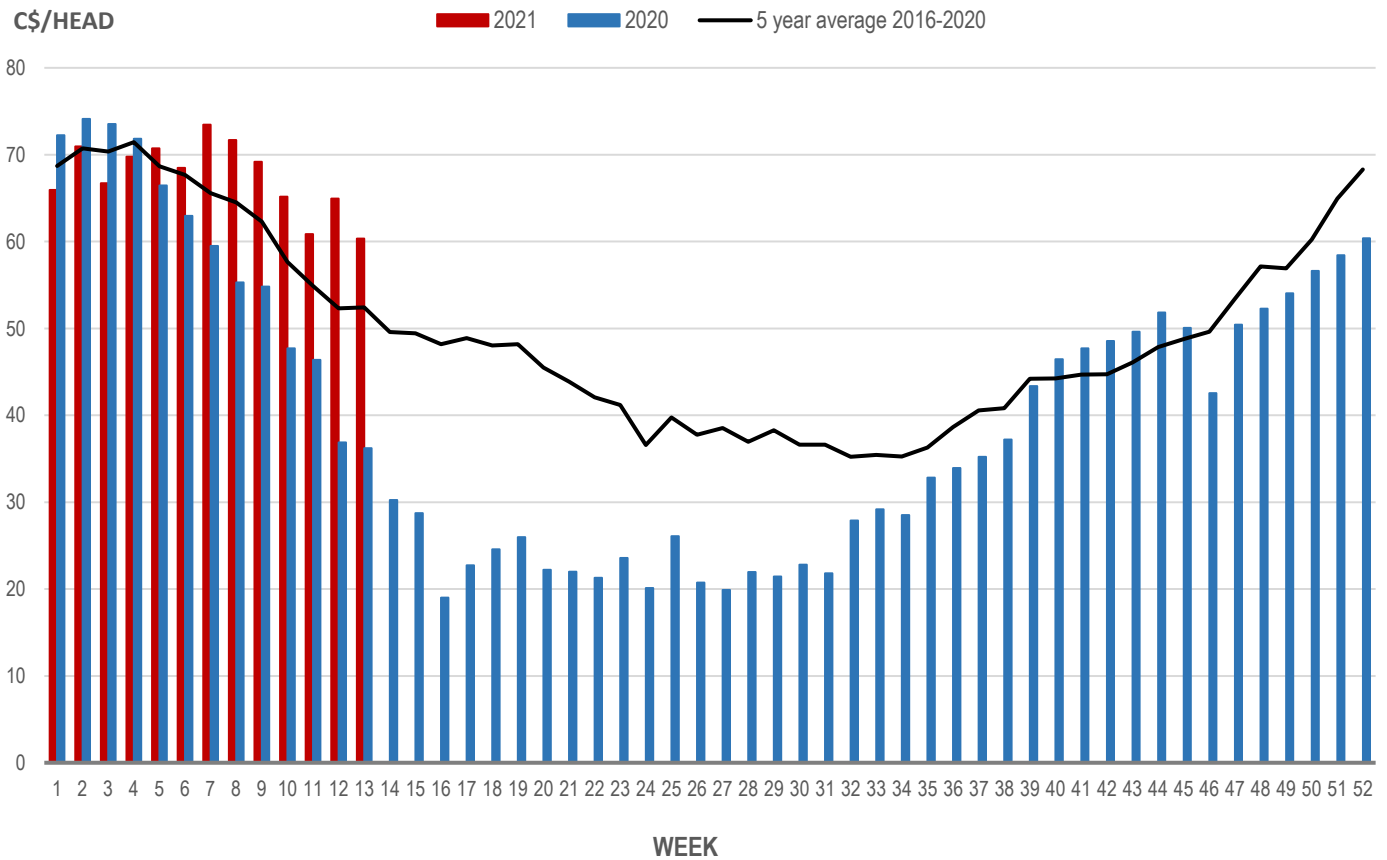
* Price change from previous week, C\$

Weaning Pigs (U.S. Total Composite Weighted Average Price per Head)

	Formula and Cash Low, US\$/Head	Formula and Cash High, US\$/Head	Wtd Avg Price, US\$/Head	Wtd Avg Price, C\$/Head
Early Weaned (10-12 lb)	35.63	60.41	48.18	60.35
Feeder Pigs (40 lb)	99.00	103.00	100.96	126.45

Source: USDA, AMS

EARLY WEANED PIGS (U.S. TOTAL COMPOSITE WEIGHTED AVERAGE PRICE PER HEAD) WEEKLY



Source: USDA, AMS

Contact us

Go to manitoba.ca/agriculture and click on Markets and Statistics

Email us at industryintelligence@gov.mb.ca

Follow us on Twitter @MBGovAg