

MANITOBA MARKETS

Hog Prices



April 13, 2021

For definitions of how data is collected and calculated, please see

<https://www.gov.mb.ca/agriculture/markets-and-statistics/livestock-statistics/pubs/hog-price-report-definitions-and-methodology.pdf>

Exchange rates (Monday close)

1 US \$ = C \$1.2553

1 EURO = C \$1.4952

1 Yen = C \$0.0115

<https://www.bankofcanada.ca/rates/exchange/daily-exchange-rates/>

Manitoba Weighted Average Carcass Prices (including premiums and discounts)

All In Weights C\$/100 kg

Week	Week ending date	2021	2020	Change from Previous Week	Change from Previous Year
11	2021-03-19	219.28	168.49	2.5%	30.1%
12	2021-03-26	227.27	179.08	3.6%	26.9%
13	2021-04-02	231.75	189.48	2.0%	22.3%
14	2021-04-09	236.66	182.75	2.1%	29.5%
Four week average		228.74	179.95	-	27.1%

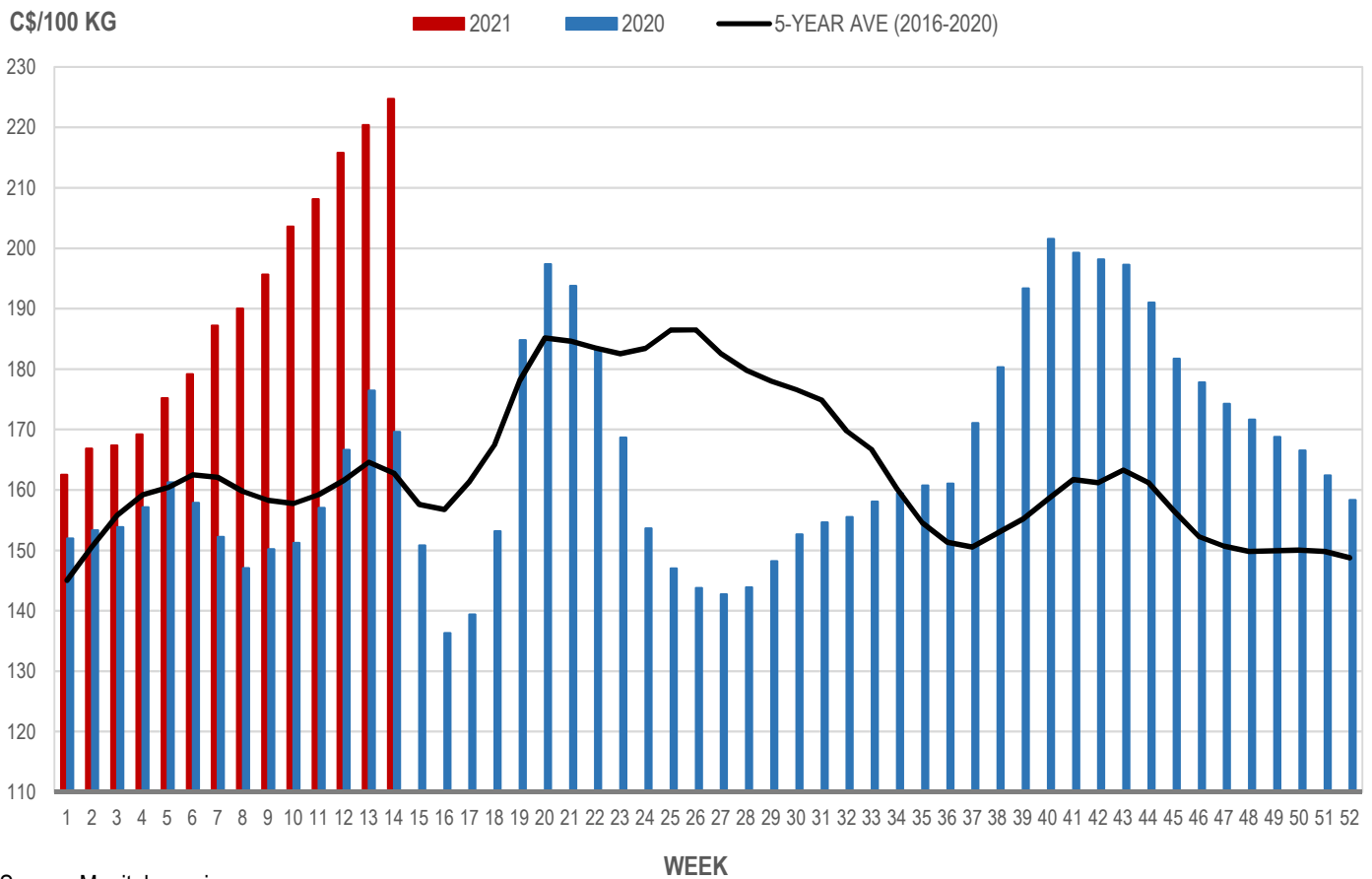
Source: Manitoba major processors.

Index 100, C\$/100 kg

Week	Week ending date	2021	2020	Change from Previous Week	Change from Previous Year
11	2021-03-19	208.13	157.03	2.2%	32.5%
12	2021-03-26	215.77	166.65	3.7%	29.5%
13	2021-04-02	220.38	176.45	2.1%	24.9%
14	2021-04-09	224.72	169.63	2.0%	32.5%
Four week average		217.25	167.44	-	29.7%

Source: Manitoba major processors.

MANITOBA WEIGHTED AVERAGE INDEX 100 HOG PRICES WEEKLY



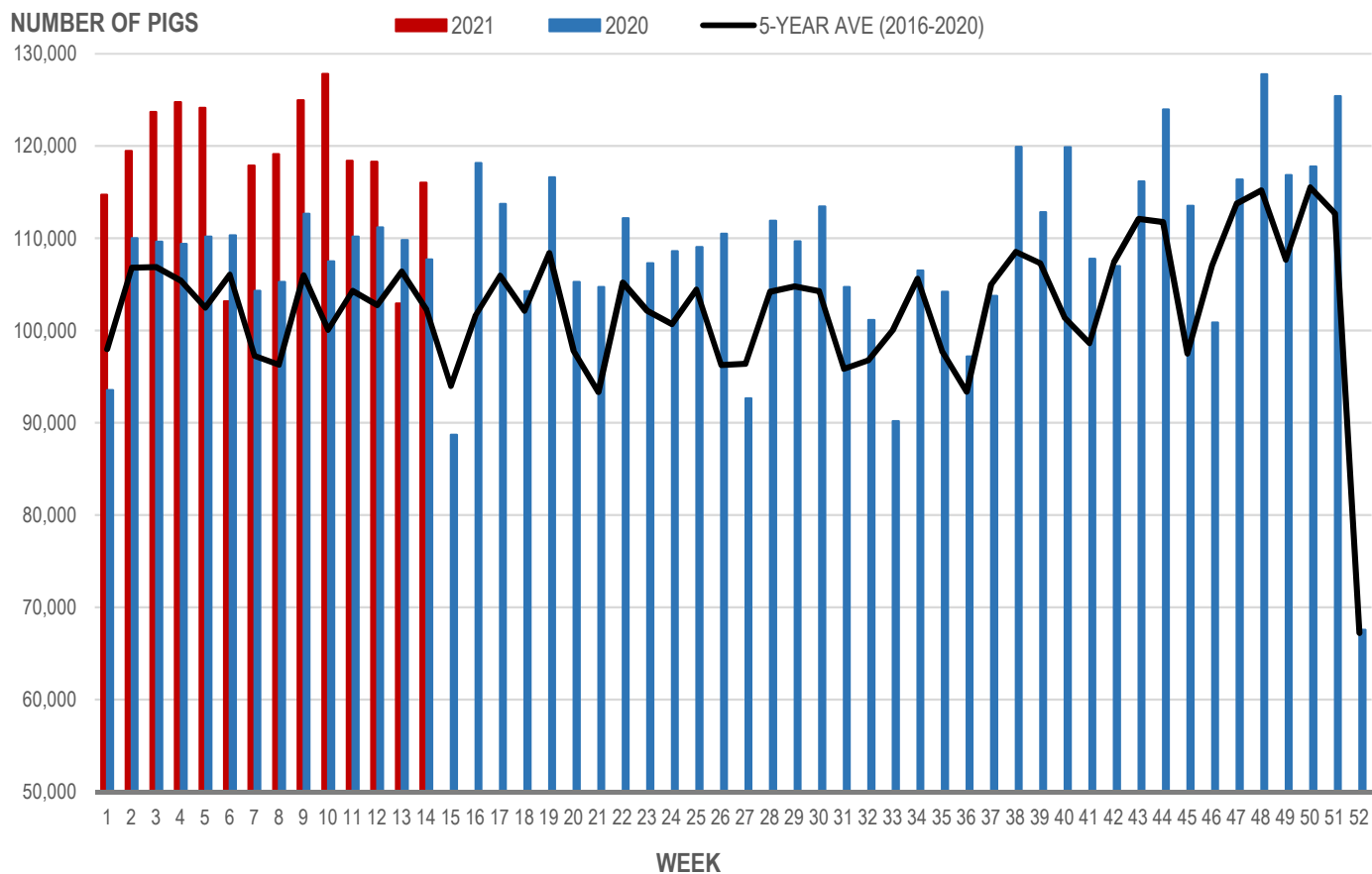
Source: Manitoba major processors

Number of Pigs Processed by Major Processors

Week	Week ending date	2021	2020	Change from Previous Week	Change from Previous Year
11	2021-03-19	118382	110166	-7.4%	7.5%
12	2021-03-26	118292	111181	-0.1%	6.4%
13	2021-04-02	102937	109810	-13.0%	-6.3%
14	2021-04-09	116037	107707	12.7%	7.7%
Four week average		113912	109716	-	3.8%

Source: Manitoba major processors.

NUMBER OF PIGS PROCESSED BY MAJOR PROCESSORS WEEKLY



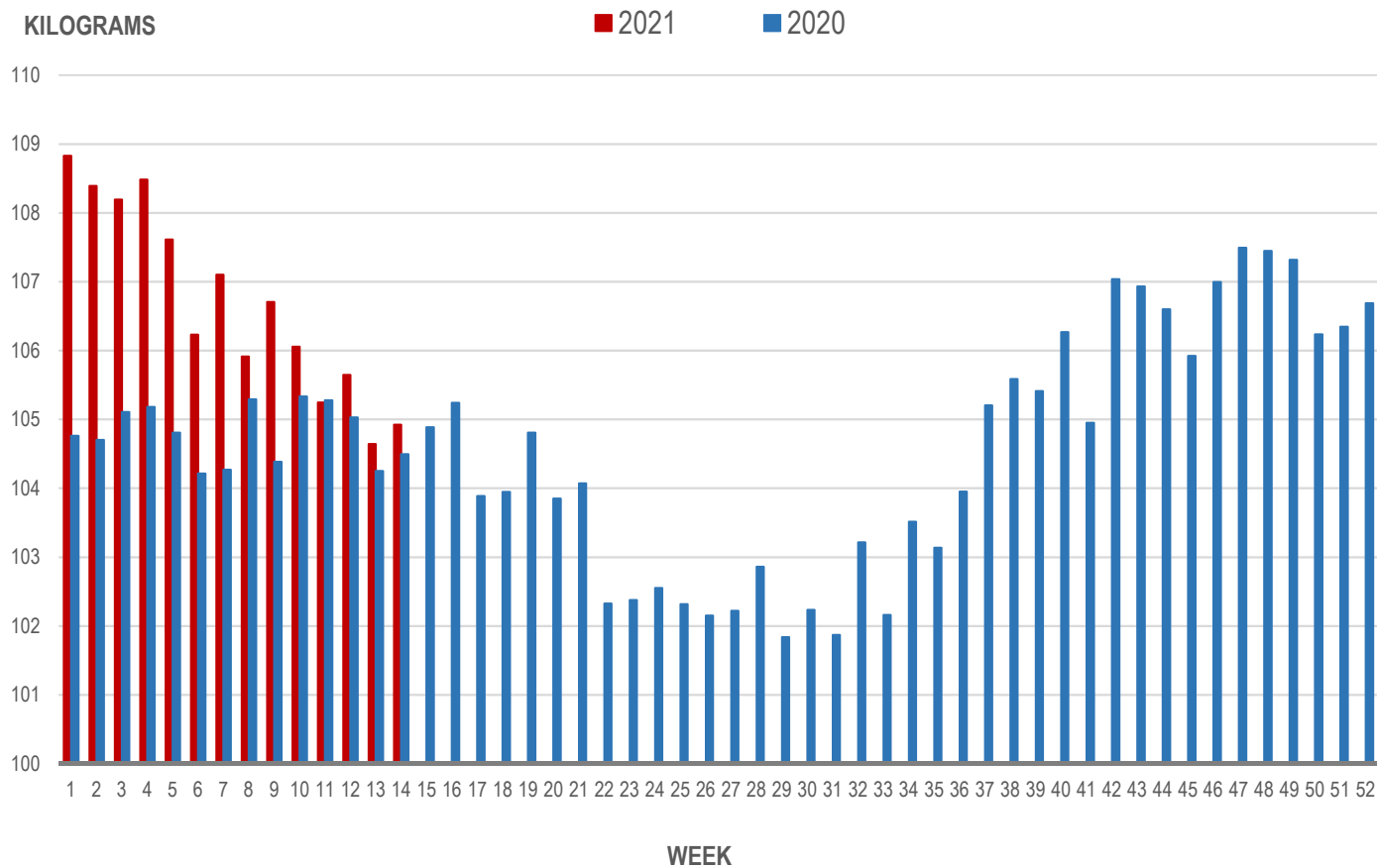
Source: Manitoba major processors

Average Weight of Hogs Processed by Major Processors, Kg

Week	Week ending date	2021	2020	Change from Previous Week	Change from Previous Year
11	2021-03-19	105.24	105.28	-0.8%	0.0%
12	2021-03-26	105.64	105.03	0.4%	0.6%
13	2021-04-02	104.64	104.25	-0.9%	0.4%
14	2021-04-09	104.92	104.50	0.3%	0.4%
Four week average		105.11	104.76	-	0.3%

Source: Manitoba major processors.

AVERAGE WEIGHT OF HOGS PROCESSED BY MAJOR PROCESSORS WEEKLY



Source: Manitoba major processors

CME FUTURES PRICES, US\$/lb, Friday settle price

	LEAN HOG	Change *	PORK CUTOUT	Change *
Apr 2021	103.48	1.70	112.23	0.72
May 2021	106.38	3.55	113.28	3.03
Jun 2021	108.95	2.63	115.05	2.75
July 2021	106.80	1.65	112.30	1.50
Aug 2021	102.43	0.27	109.40	0.18
Oct 2021	87.28	1.83	96.40	1.68
Dec 2021	79.13	2.20	89.28	1.95
Feb 2022	79.70	1.73	90.00	1.90
Apr 2022	81.35	0.90	90.70	1.93
May 2022	85.15	1.53	90.95	1.93
Jun 2022	89.03	0.85	95.25	1.93
July 2022	88.85	0.57	95.88	1.93

Source: CME

* Price change from previous week, US\$

MAPLE LEAF Sig #4 - Contract Prices Top of Range

	Sig #4 Price C\$/100 kg	Change *
May 2021	229.02	7.80
June 2021	238.83	7.84
July 2021	239.27	7.84
Aug 2021	225.86	2.40
Sep 2021	225.86	31.76
Oct 2021	199.33	14.46
Nov 2021	190.19	17.70
Dec 2021	178.78	11.62

Source: HAMs Marketing

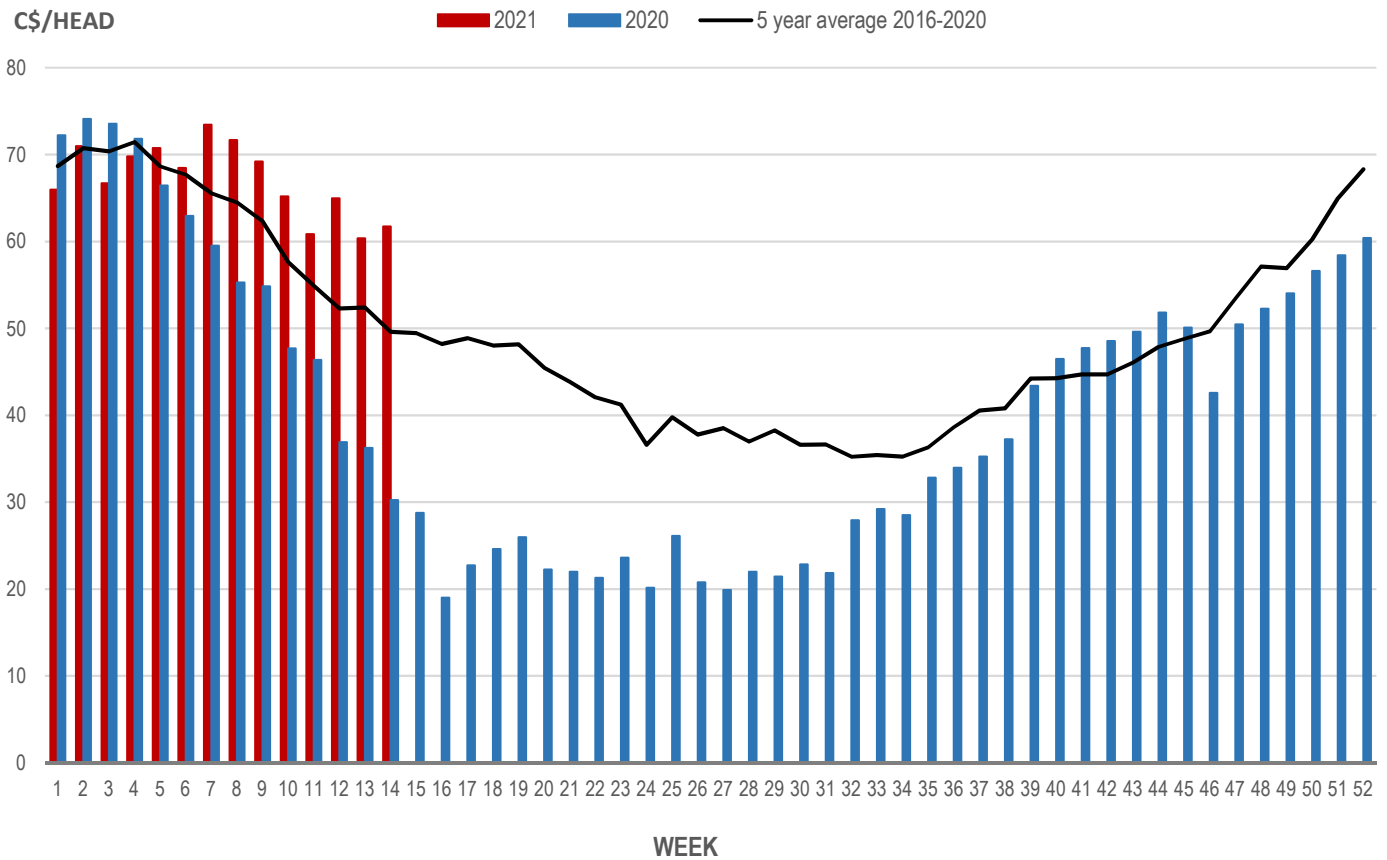
* Price change from previous week, C\$

Weaning Pigs (U.S. Total Composite Weighted Average Price per Head)

	Formula and Cash Low, US\$/Head	Formula and Cash High, US\$/Head	Wtd Avg Price, US\$/Head	Wtd Avg Price, C\$/Head
Early Weaned (10-12 lb)	35.54	58.31	49.18	61.74
Feeder Pigs (40 lb)	90.00	110.00	98.72	123.92

Source: USDA, AMS

EARLY WEANED PIGS (U.S. TOTAL COMPOSITE WEIGHTED AVERAGE PRICE PER HEAD) WEEKLY



Source: USDA, AMS

Contact us

Go to manitoba.ca/agriculture and click on Markets and Statistics

Email us at industryintelligence@gov.mb.ca

Follow us on Twitter @MBGovAg