

MANITOBA MARKETS

Hog Prices



October 12, 2021

For definitions of how data is collected and calculated, please see

<https://www.gov.mb.ca/agriculture/markets-and-statistics/livestock-statistics/pubs/hog-price-report-definitions-and-methodology.pdf>

Exchange rates (Friday close)

1 US \$ = C \$1.2482

1 EURO = C \$1.4441

1 Yen = C \$0.01114

<https://www.bankofcanada.ca/rates/exchange/daily-exchange-rates/>

Manitoba Weighted Average Carcass Prices (including premiums and discounts)

All In Weights C\$/100 kg

Week	Week ending date	2021	2020	Change from Previous Week	Change from Previous Year
37	2021-09-17	232.26	179.61	-1.1%	29.3%
38	2021-09-24	230.30	189.20	-0.8%	21.7%
39	2021-10-01	231.49	203.75	0.5%	13.6%
40	2021-10-08	230.33	212.10	-0.5%	8.6%
Four week average		231.10	196.17	-	17.8%

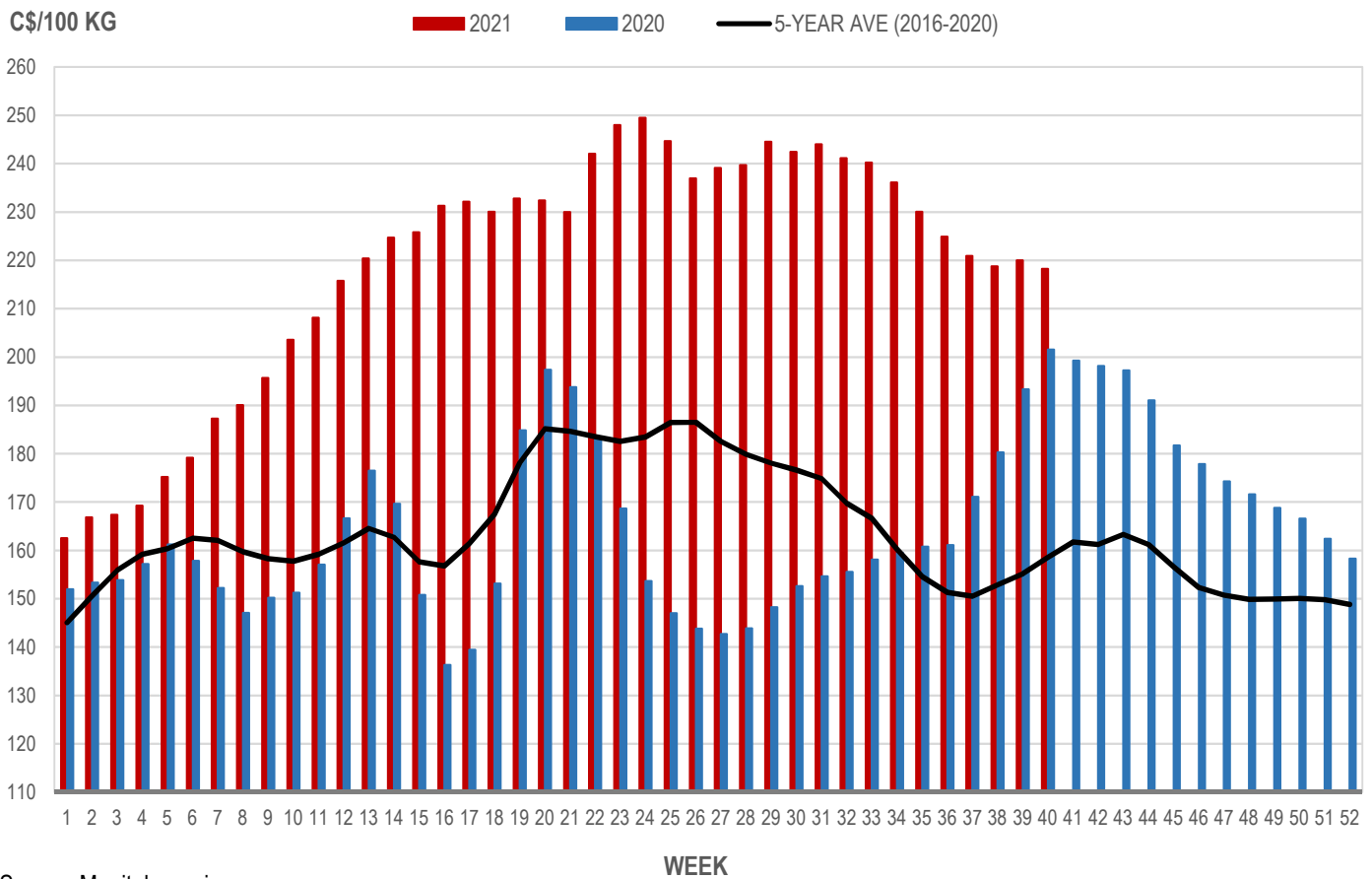
Source: Manitoba major processors.

Index 100, C\$/100 kg

Week	Week ending date	2021	2020	Change from Previous Week	Change from Previous Year
37	2021-09-17	220.88	171.06	-1.8%	29.1%
38	2021-09-24	218.73	180.28	-1.0%	21.3%
39	2021-10-01	220.01	193.35	0.6%	13.8%
40	2021-10-08	218.23	201.54	-0.8%	8.3%
Four week average		219.46	186.56	-	17.6%

Source: Manitoba major processors.

MANITOBA WEIGHTED AVERAGE INDEX 100 HOG PRICES WEEKLY



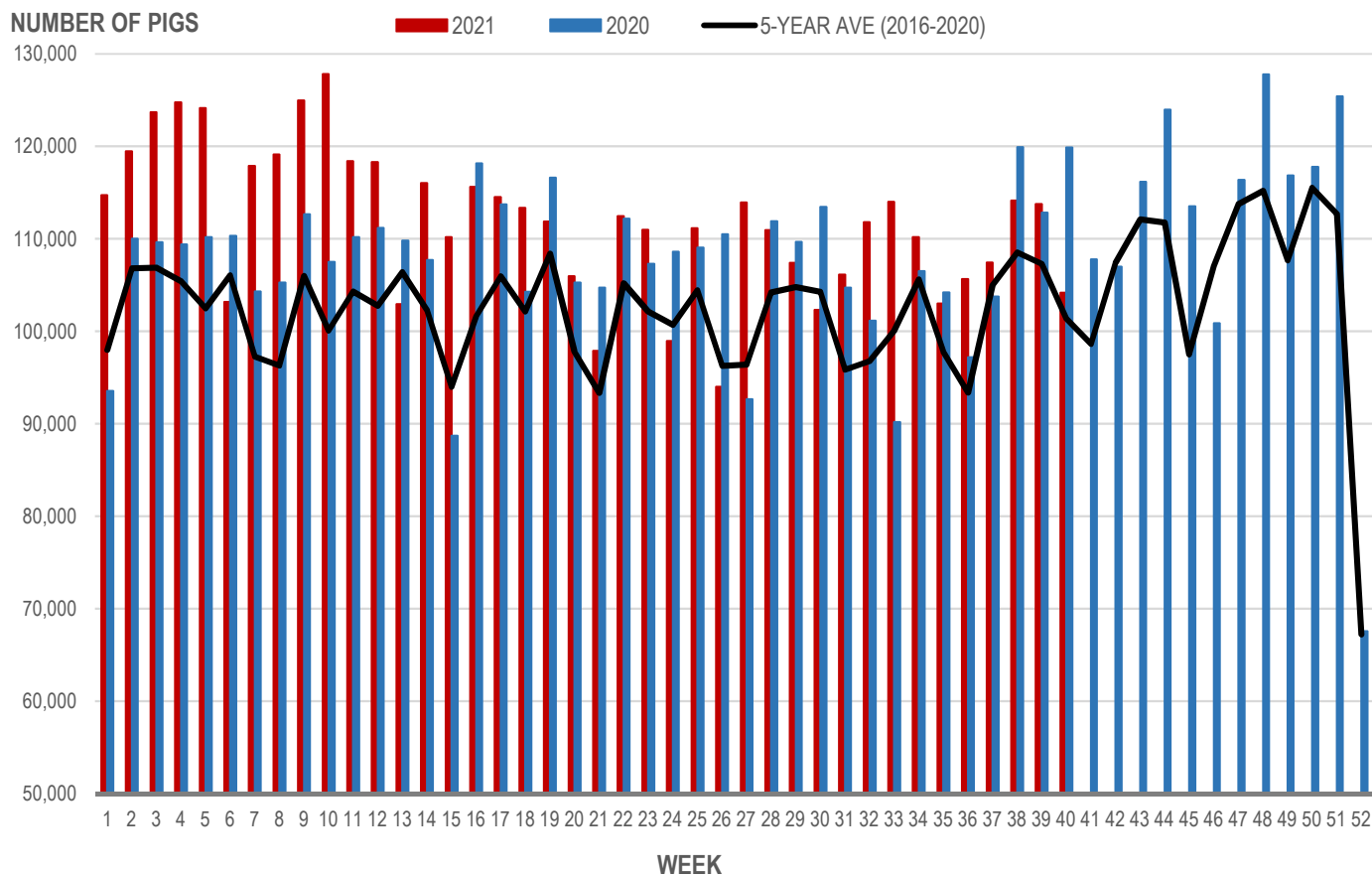
Source: Manitoba major processors

Number of Pigs Processed by Major Processors

Week	Week ending date	2021	2020	Change from Previous Week	Change from Previous Year
37	2021-09-17	107,439	103,740	1.7%	3.6%
38	2021-09-24	114,125	119,894	6.2%	-4.8%
39	2021-10-01	113,766	112,837	-0.3%	0.8%
40	2021-10-08	104,159	119,876	-8.4%	-13.1%
Four week average		109,872	114,087	-	-3.7%

Source: Manitoba major processors.

NUMBER OF PIGS PROCESSED BY MAJOR PROCESSORS WEEKLY



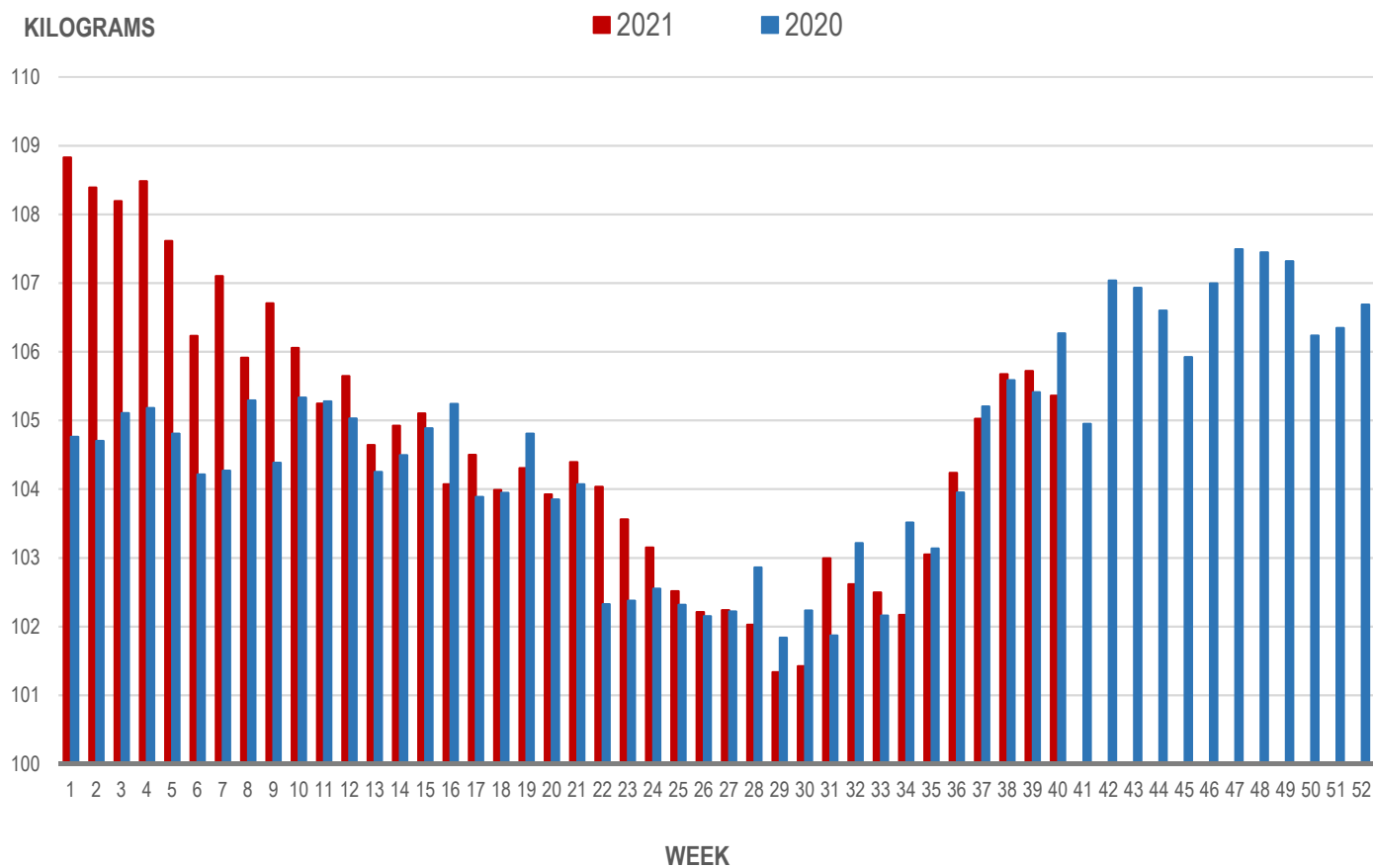
Source: Manitoba major processors

Average Weight of Hogs Processed by Major Processors, Kg

Week	Week ending date	2021	2020	Change from Previous Week	Change from Previous Year
37	2021-09-17	105.02	105.20	0.8%	-0.2%
38	2021-09-24	105.67	105.58	0.6%	0.1%
39	2021-10-01	105.72	105.41	0.0%	0.3%
40	2021-10-08	105.36	106.27	-0.3%	-0.9%
Four week average		105.44	105.62	-	-0.2%

Source: Manitoba major processors.

AVERAGE WEIGHT OF HOGS PROCESSED BY MAJOR PROCESSORS WEEKLY



Source: Manitoba major processors

CME FUTURES PRICES, US\$/lb, Friday settle price

	LEAN HOG	Change *	PORK CUTOUT	Change *
Oct 2021	90.25	-2.05	109.78	-1.22
Dec 2021	81.50	-3.68	98.00	-3.28
Feb 2022	83.88	-3.40	96.08	-2.22
Apr 2022	87.00	-2.47	97.18	-2.05
May 2022	90.85	-1.83	99.20	-1.85
Jun 2022	95.43	-0.98	105.63	-0.67
July 2022	95.23	-0.38	105.08	0.03
Aug 2022	93.35	-0.33	105.05	0.02
Oct 2022	78.98	0.05	90.15	0.03
Dec 2022	72.75	0.25	83.75	0.25
Feb 2023	75.93	-0.63	83.90	0.25

Source: CME

* Price change from previous week, US\$

MAPLE LEAF Sig #4 - Contract Prices Top of Range

	Sig #4 Price C\$/100 kg	Change *
Nov 2021	186.20	-9.63
Dec 2021	178.89	-9.52
Jan 2022	182.67	-8.48
Feb 2022	185.55	-8.52
Mar 2022	184.56	-6.35
Apr 2022	192.00	-5.10
May 2022	199.62	-2.21
June 2022	207.87	-2.27
July 2022	208.49	-1.20

Source: HAMs Marketing

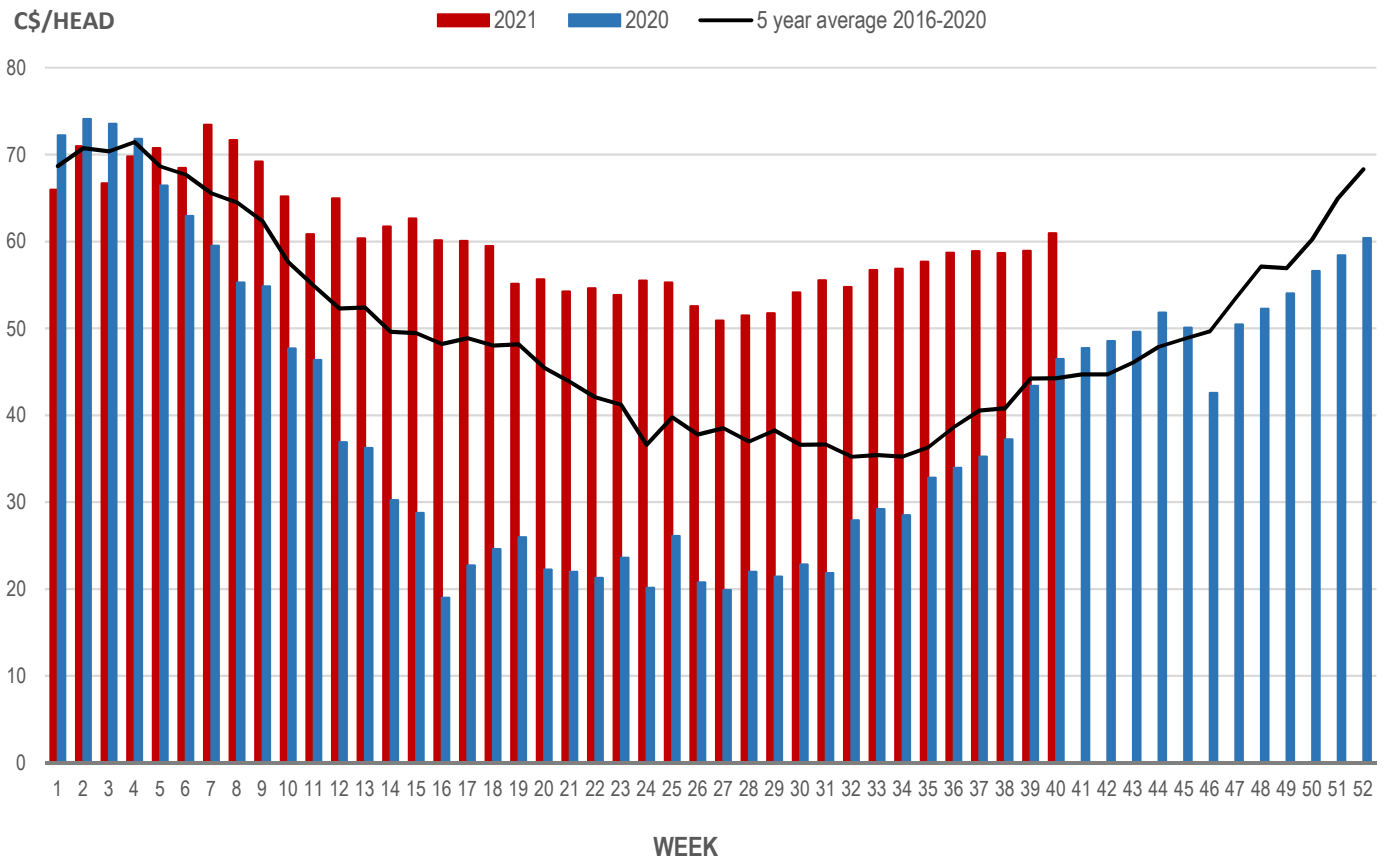
* Price change from previous week, C\$

Weaning Pigs (U.S. Total Composite Weighted Average Price per Head)

	Formula and Cash Low, US\$/Head	Formula and Cash High, US\$/Head	Wtd Avg Price, US\$/Head	Wtd Avg Price, C\$/Head
Early Weaned (10-12 lb)	35.00	57.00	48.83	60.95
Feeder Pigs (40 lb)	65.00	78.50	73.67	91.95

Source: USDA, AMS

EARLY WEANED PIGS (U.S. TOTAL COMPOSITE WEIGHTED AVERAGE PRICE PER HEAD) WEEKLY



Source: USDA, AMS

Contact us

Go to manitoba.ca/agriculture and click on Markets and Statistics

Email us at industryintelligence@gov.mb.ca

Follow us on Twitter @MBGovAg