

## MANITOBA MARKETS

# Hog Prices



October 19, 2021

For definitions of how data is collected and calculated, please see

<https://www.gov.mb.ca/agriculture/markets-and-statistics/livestock-statistics/pubs/hog-price-report-definitions-and-methodology.pdf>

### Exchange rates (Friday close)

1 US \$ = C \$1.2379

1 EURO = C \$1.4357

1 Yen = C \$0.01083

<https://www.bankofcanada.ca/rates/exchange/daily-exchange-rates/>

### Manitoba Weighted Average Carcass Prices (including premiums and discounts)

#### All In Weights C\$/100 kg

Week	Week ending date	2021	2020	Change from Previous Week	Change from Previous Year
38	2021-09-24	230.30	189.20	-0.8%	21.7%
39	2021-10-01	231.49	203.75	0.5%	13.6%
40	2021-10-08	230.33	212.10	-0.5%	8.6%
41	2021-10-15	220.30	210.75	-4.4%	4.5%
<b>Four week average</b>		<b>228.11</b>	<b>203.95</b>	<b>-</b>	<b>11.8%</b>

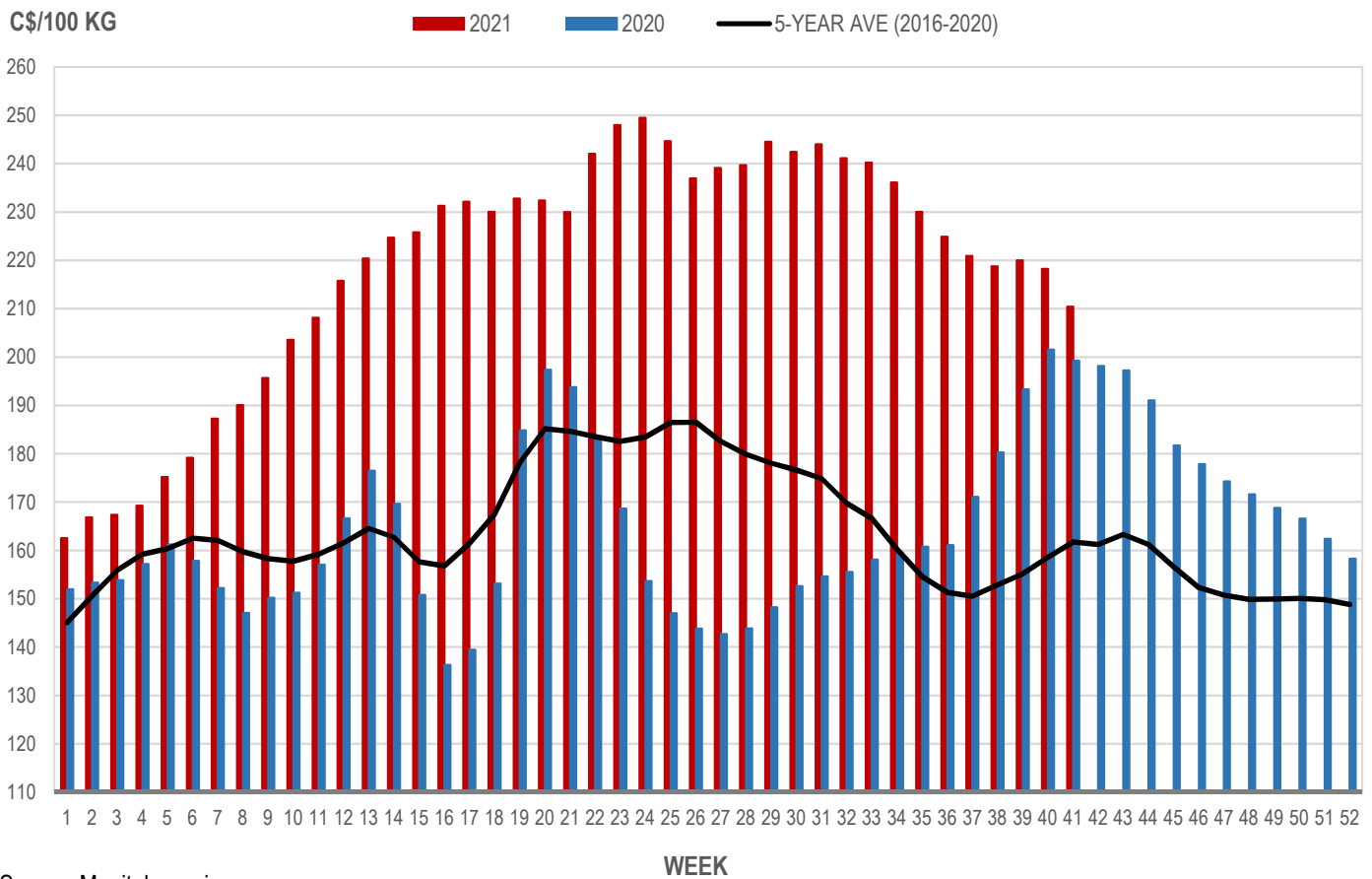
Source: Manitoba major processors.

## Index 100, C\$/100 kg

Week	Week ending date	2021	2020	Change from Previous Week	Change from Previous Year
38	2021-09-24	218.73	180.28	-1.0%	21.3%
39	2021-10-01	220.01	193.35	0.6%	13.8%
40	2021-10-08	218.23	201.54	-0.8%	8.3%
41	2021-10-15	210.43	199.26	-3.6%	5.6%
<b>Four week average</b>		<b>216.85</b>	<b>193.61</b>	<b>-</b>	<b>12.0%</b>

Source: Manitoba major processors.

### MANITOBA WEIGHTED AVERAGE INDEX 100 HOG PRICES WEEKLY



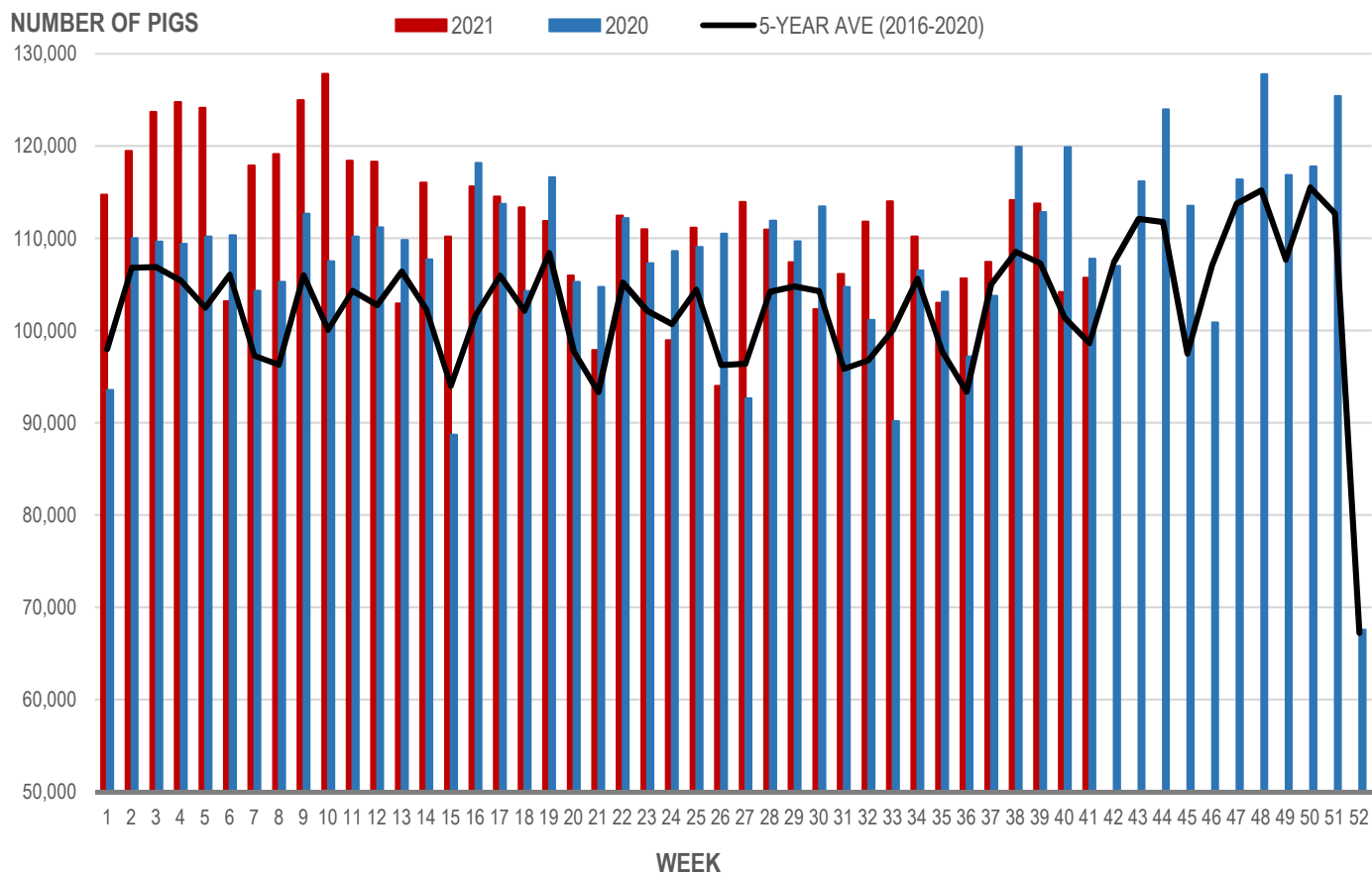
Source: Manitoba major processors

## Number of Pigs Processed by Major Processors

Week	Week ending date	2021	2020	Change from Previous Week	Change from Previous Year
38	2021-09-24	114,125	119,894	6.2%	-4.8%
39	2021-10-01	113,766	112,837	-0.3%	0.8%
40	2021-10-08	104,159	119,876	-8.4%	-13.1%
41	2021-10-15	105,716	107,781	1.5%	-1.9%
<b>Four week average</b>		<b>109,442</b>	<b>115,097</b>	<b>-</b>	<b>-4.9%</b>

Source: Manitoba major processors.

### NUMBER OF PIGS PROCESSED BY MAJOR PROCESSORS WEEKLY



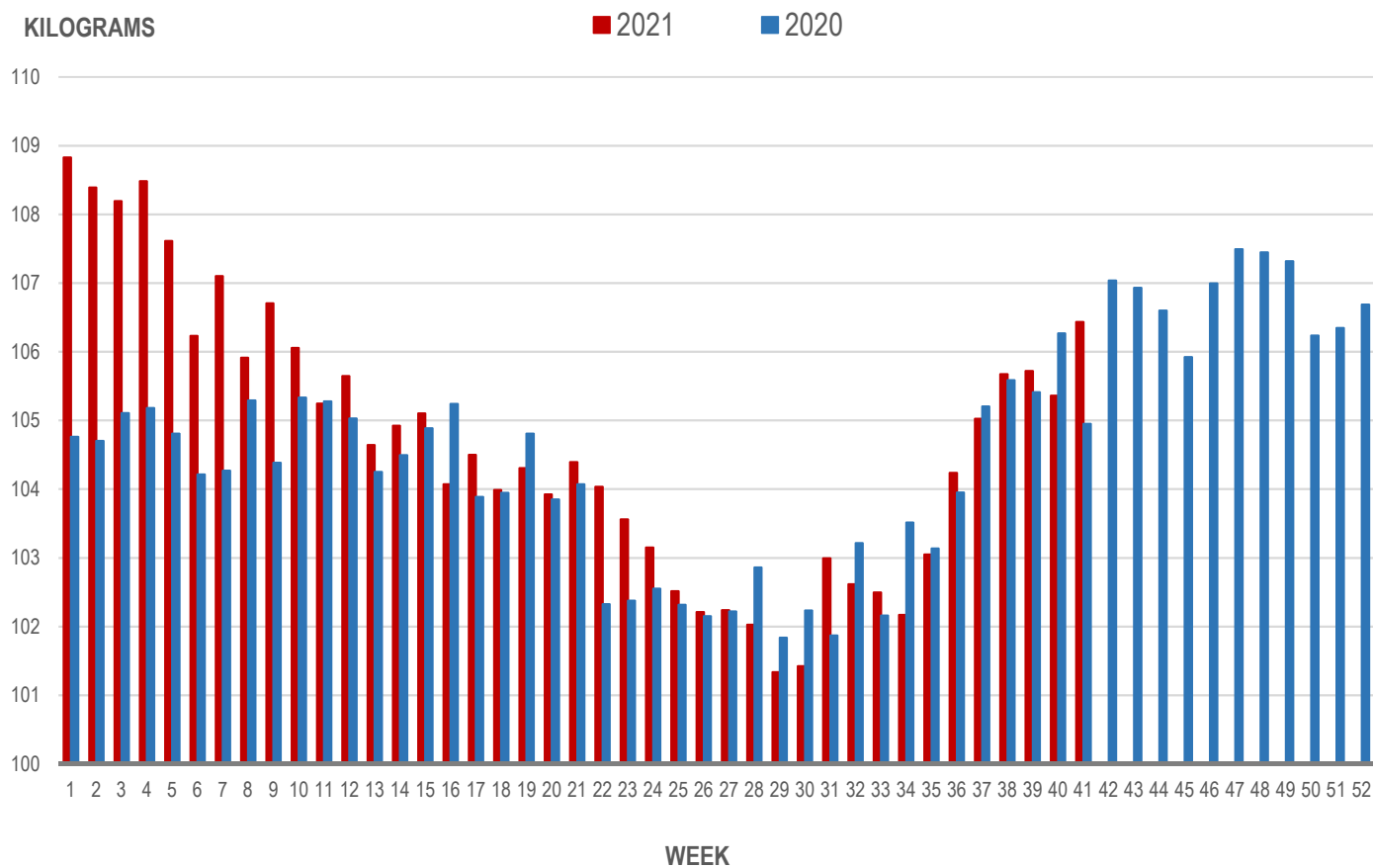
Source: Manitoba major processors

## Average Weight of Hogs Processed by Major Processors, Kg

Week	Week ending date	2021	2020	Change from Previous Week	Change from Previous Year
38	2021-09-24	105.67	105.58	0.6%	0.1%
39	2021-10-01	105.72	105.41	0.0%	0.3%
40	2021-10-08	105.36	106.27	-0.3%	-0.9%
41	2021-10-15	106.44	104.95	1.0%	1.4%
<b>Four week average</b>		<b>105.80</b>	<b>105.55</b>	<b>-</b>	<b>0.2%</b>

Source: Manitoba major processors.

### AVERAGE WEIGHT OF HOGS PROCESSED BY MAJOR PROCESSORS WEEKLY



Source: Manitoba major processors

**CME FUTURES PRICES, US\$/lb, Friday settle price**

	<b>LEAN HOG</b>	<b>Change *</b>	<b>PORK CUTOUT</b>	<b>Change *</b>
Dec 2021	78.28	-3.22	94.95	-3.05
Feb 2022	81.33	-2.55	94.43	-1.65
Apr 2022	85.18	-1.83	95.28	-1.90
May 2022	88.68	-2.18	97.08	-2.13
Jun 2022	94.10	-1.33	103.90	-1.72
July 2022	93.93	-1.30	102.68	-2.40
Aug 2022	92.28	-1.07	102.65	-2.40
Oct 2022	78.25	-0.72	89.08	-1.08
Dec 2022	72.00	-0.75	83.30	-0.45
Feb 2023	75.30	-0.63	83.45	-0.45
Apr 2023	78.60	NA	83.60	NA

Source: CME

\* Price change from previous week, US\$

**MAPLE LEAF Sig #4 - Contract Prices Top of Range**

	<b>Sig #4 Price C\$/100 kg</b>	<b>Change *</b>
Nov 2021	172.70	-13.50
Dec 2021	169.40	-9.49
Jan 2022	174.28	-8.39
Feb 2022	177.14	-8.41
Mar 2022	177.34	-7.22
Apr 2022	183.42	-8.58
May 2022	192.21	-7.41
June 2022	200.33	-7.54
July 2022	201.11	-7.38

Source: HAMs Marketing

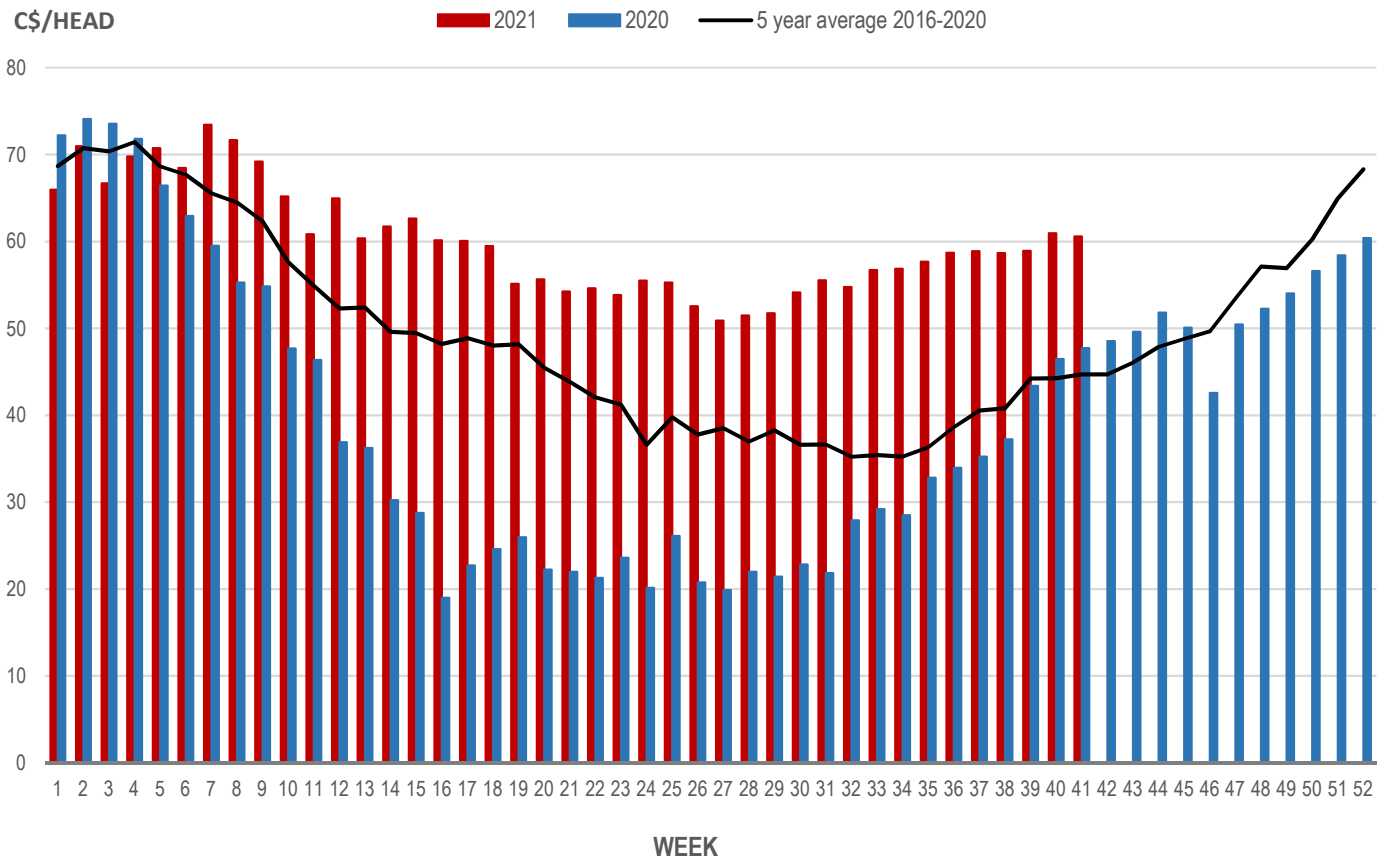
\* Price change from previous week, C\$

## Weaning Pigs (U.S. Total Composite Weighted Average Price per Head)

	Formula and Cash Low, US\$/Head	Formula and Cash High, US\$/Head	Wtd Avg Price, US\$/Head	Wtd Avg Price, C\$/Head
Early Weaned (10-12 lb)	35.00	57.02	48.94	60.58
Feeder Pigs (40 lb)	55.00	75.00	70.64	87.45

Source: USDA, AMS

## EARLY WEANED PIGS (U.S. TOTAL COMPOSITE WEIGHTED AVERAGE PRICE PER HEAD) WEEKLY



Source: USDA, AMS

### Contact us

Go to [manitoba.ca/agriculture](http://manitoba.ca/agriculture) and click on Markets and Statistics

Email us at [industryintelligence@gov.mb.ca](mailto:industryintelligence@gov.mb.ca)

Follow us on Twitter @MBGovAg