

## MANITOBA MARKETS

# Hog Prices



November 2, 2021

For definitions of how data is collected and calculated, please see

<https://www.gov.mb.ca/agriculture/markets-and-statistics/livestock-statistics/pubs/hog-price-report-definitions-and-methodology.pdf>

### Exchange rates (Friday close)

1 US \$ = C \$1.2368

1 EURO = C \$1.4338

1 Yen = C \$0.01087

<https://www.bankofcanada.ca/rates/exchange/daily-exchange-rates/>

### Manitoba Weighted Average Carcass Prices (including premiums and discounts)

#### All In Weights C\$/100 kg

Week	Week ending date	2021	2020	Change from Previous Week	Change from Previous Year
40	2021-10-08	230.33	212.10	-0.5%	8.6%
41	2021-10-15	220.30	210.75	-4.4%	4.5%
42	2021-10-22	211.03	207.34	-4.2%	1.8%
43	2021-10-29	203.74	207.68	-3.5%	-1.9%
Four week average		216.35	209.47	-	3.3%

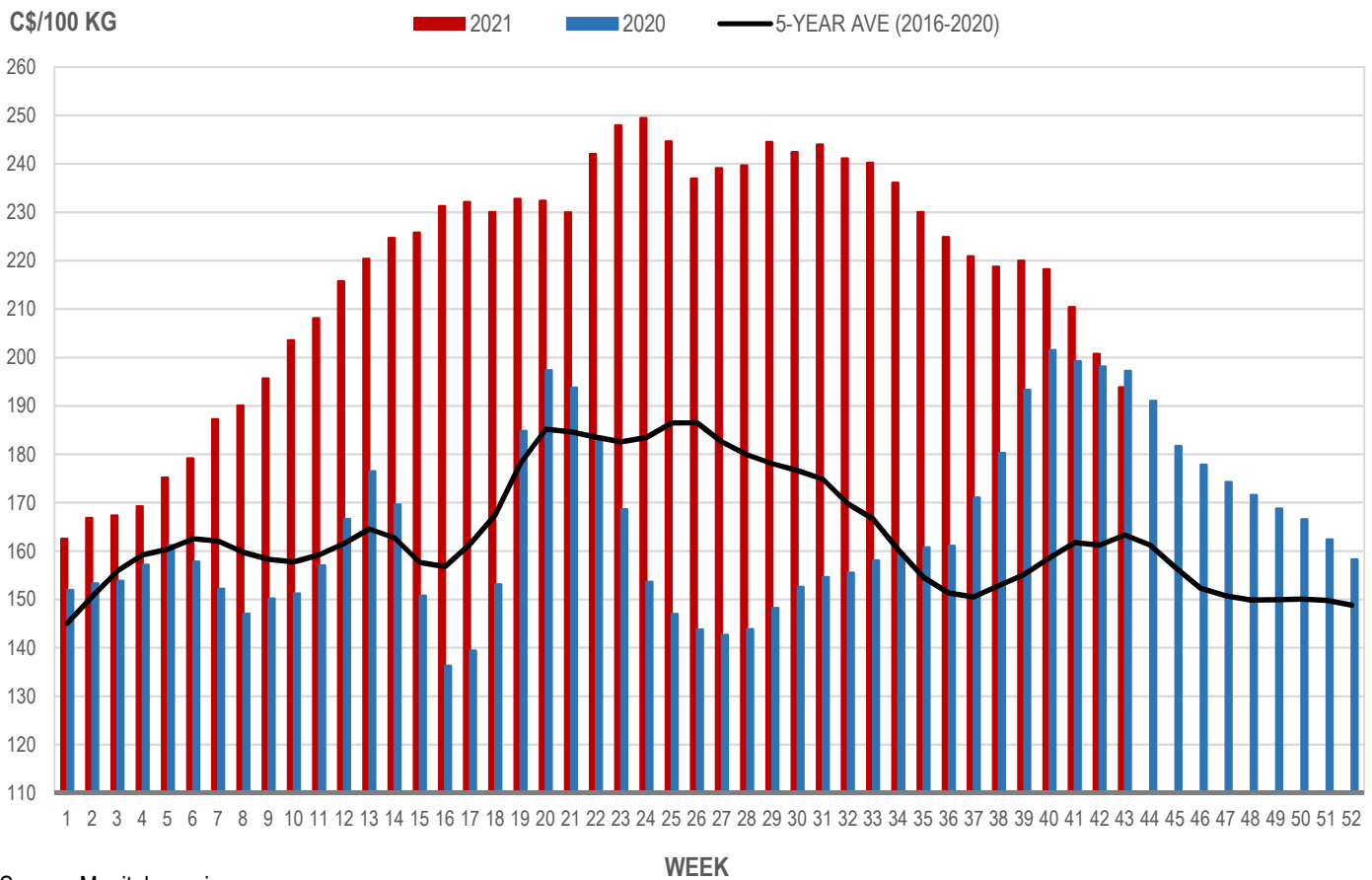
Source: Manitoba major processors.

## Index 100, C\$/100 kg

Week	Week ending date	2021	2020	Change from Previous Week	Change from Previous Year
40	2021-10-08	218.23	201.54	-0.8%	8.3%
41	2021-10-15	210.43	199.26	-3.6%	5.6%
42	2021-10-22	200.75	198.16	-4.6%	1.3%
43	2021-10-29	193.83	197.25	-3.4%	-1.7%
<b>Four week average</b>		<b>205.81</b>	<b>199.06</b>	<b>-</b>	<b>3.4%</b>

Source: Manitoba major processors.

## MANITOBA WEIGHTED AVERAGE INDEX 100 HOG PRICES WEEKLY

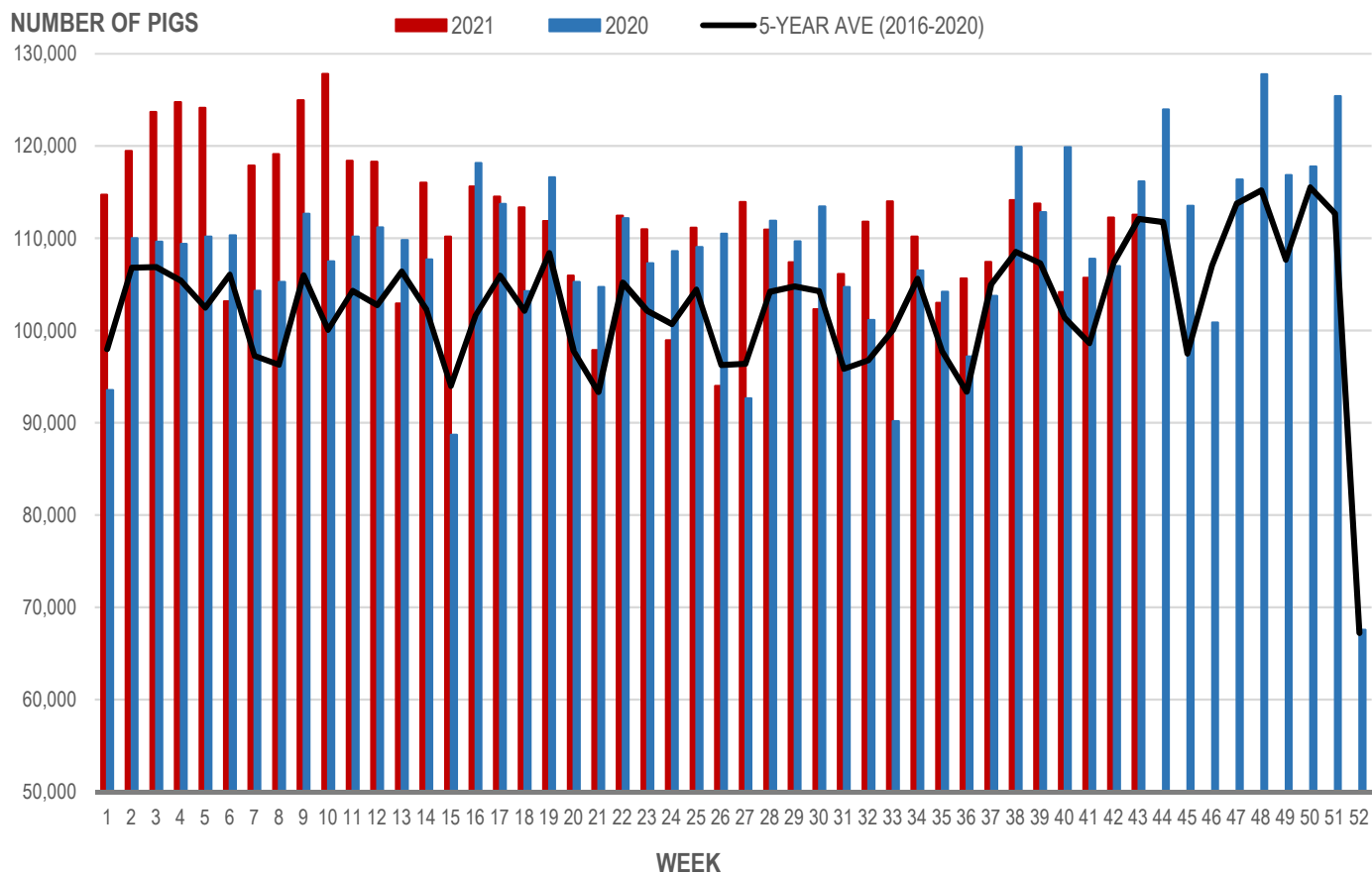


## Number of Pigs Processed by Major Processors

Week	Week ending date	2021	2020	Change from Previous Week	Change from Previous Year
40	2021-10-08	104,159	119,876	-8.4%	-13.1%
41	2021-10-15	105,716	107,781	1.5%	-1.9%
42	2021-10-22	112,236	106,970	6.2%	4.9%
43	2021-10-29	112,542	116,155	0.3%	-3.1%
Four week average		108,663	112,696	-	-3.6%

Source: Manitoba major processors.

## NUMBER OF PIGS PROCESSED BY MAJOR PROCESSORS WEEKLY



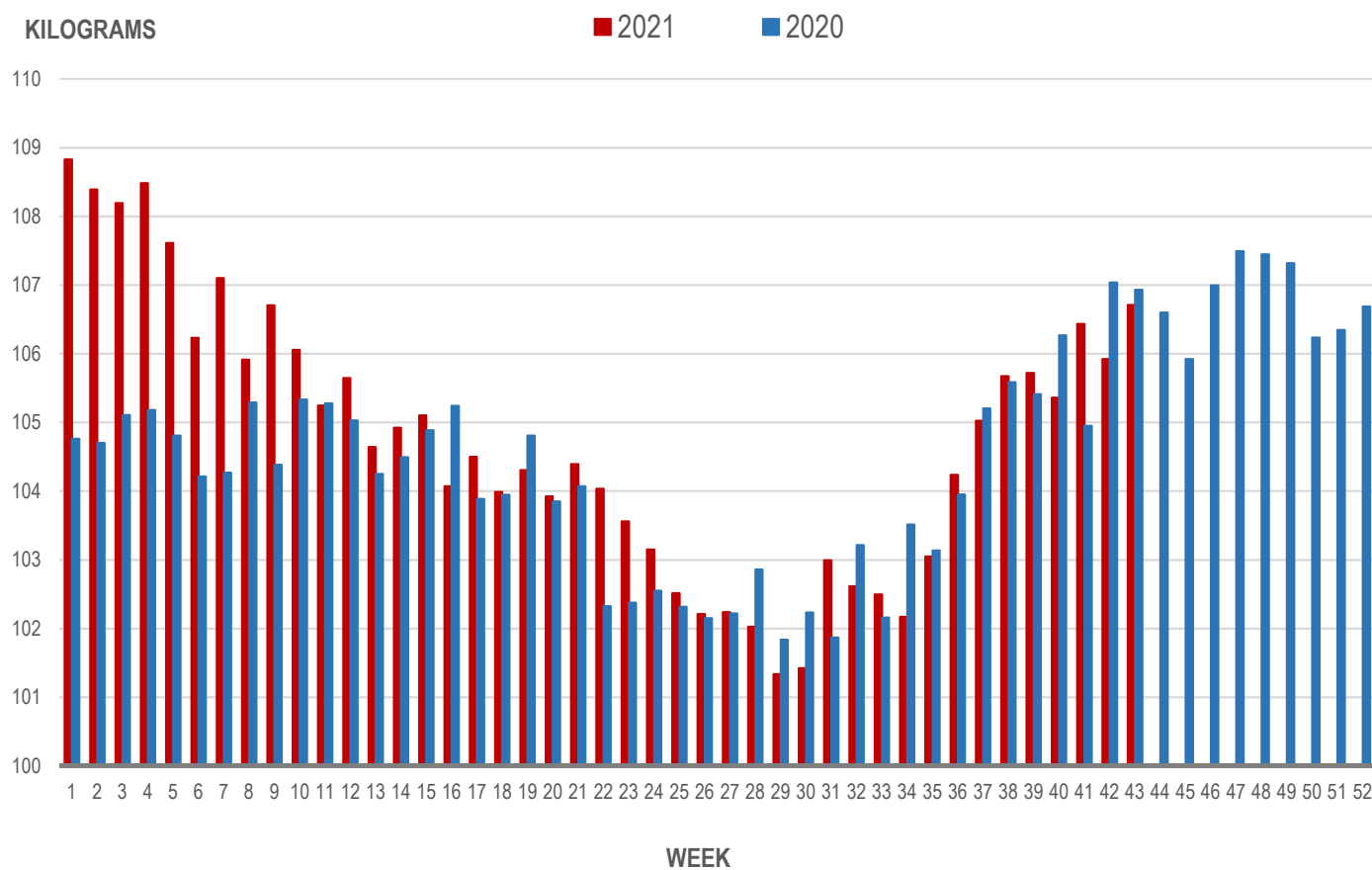
Source: Manitoba major processors

## Average Weight of Hogs Processed by Major Processors, Kg

Week	Week ending date	2021	2020	Change from Previous Week	Change from Previous Year
40	2021-10-08	105.36	106.27	-0.3%	-0.9%
41	2021-10-15	106.44	104.95	1.0%	1.4%
42	2021-10-22	105.92	107.04	-0.5%	-1.0%
43	2021-10-29	106.71	106.93	0.7%	-0.2%
<b>Four week average</b>		<b>106.11</b>	<b>106.30</b>	<b>-</b>	<b>-0.2%</b>

Source: Manitoba major processors.

## AVERAGE WEIGHT OF HOGS PROCESSED BY MAJOR PROCESSORS WEEKLY



Source: Manitoba major processors

**CME FUTURES PRICES, US\$/lb, Friday settle price**

	<b>LEAN HOG</b>	<b>Change *</b>	<b>PORK CUTOUT</b>	<b>Change *</b>
Dec 2021	76.08	2.75	94.08	2.88
Feb 2022	78.68	2.05	92.00	1.50
Apr 2022	82.05	1.18	91.88	0.50
May 2022	87.20	2.23	96.25	0.95
Jun 2022	91.83	0.85	102.08	0.50
July 2022	92.28	1.18	98.75	-2.22
Aug 2022	91.10	1.15	99.88	-1.08
Oct 2022	77.33	1.40	88.03	0.65
Dec 2022	71.83	1.58	83.25	1.65
Feb 2023	76.18	2.90	83.40	1.65
Apr 2023	79.48	2.90	83.55	1.65

Source: CME

\* Price change from previous week, US\$

**MAPLE LEAF Sig #4 - Contract Prices Top of Range**

	<b>Sig #4 Price C\$/100 kg</b>	<b>Change *</b>
Nov 2021	160.63	1.68
Dec 2021	162.17	3.22
Jan 2022	166.30	1.16
Feb 2022	169.16	1.17
Mar 2022	169.33	-0.76
Apr 2022	175.84	-0.73
May 2022	186.56	-1.51
June 2022	194.70	-1.48
July 2022	195.65	-2.02

Source: HAMs Marketing

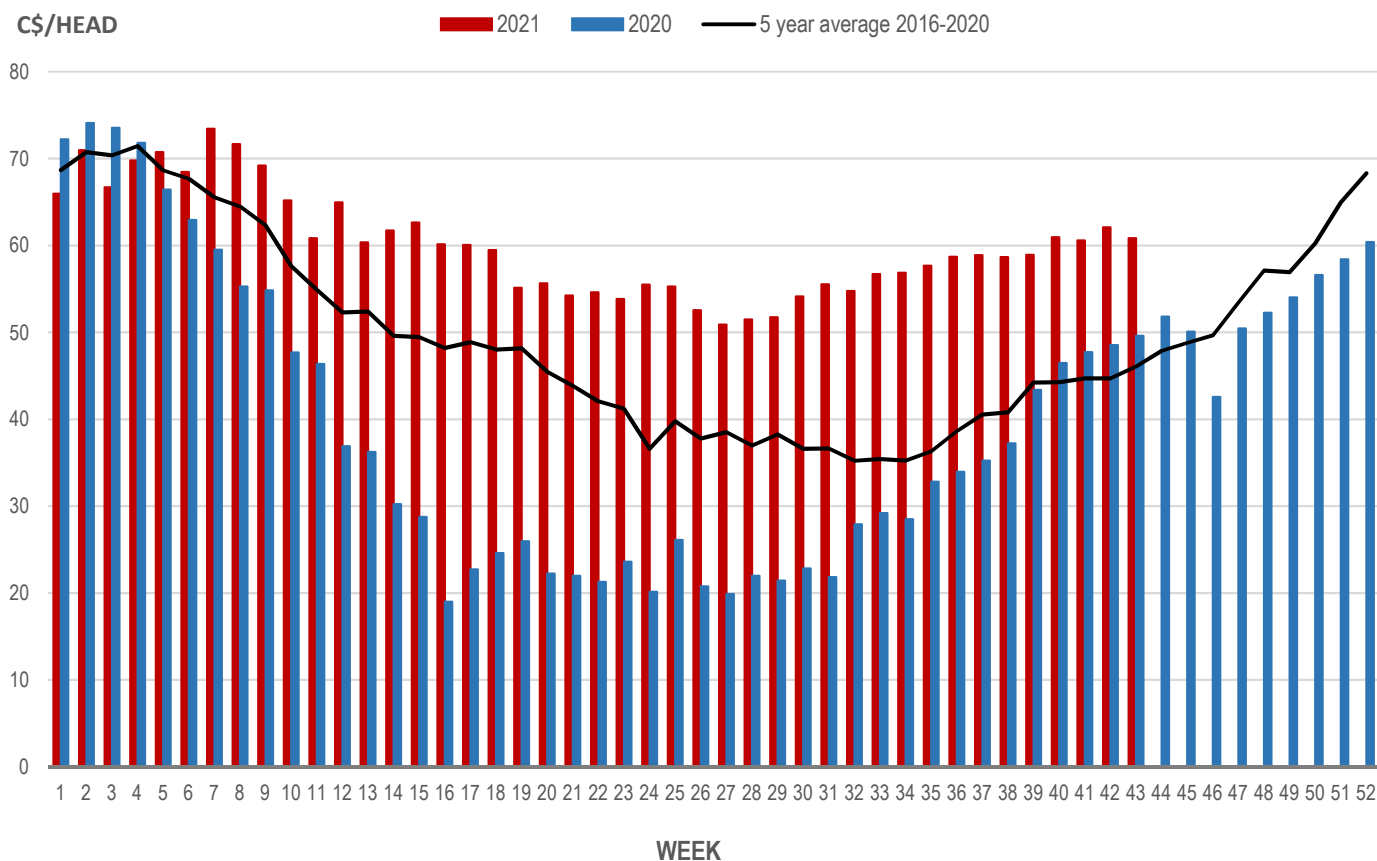
\* Price change from previous week, C\$

## Weaning Pigs (U.S. Total Composite Weighted Average Price per Head)

	Formula and Cash Low, US\$/Head	Formula and Cash High, US\$/Head	Wtd Avg Price, US\$/Head	Wtd Avg Price, C\$/Head
Early Weaned (10-12 lb)	35.00	57.61	49.19	60.84
Feeder Pigs (40 lb)	70.00	74.00	72.10	89.17

Source: USDA, AMS

## EARLY WEANED PIGS (U.S. TOTAL COMPOSITE WEIGHTED AVERAGE PRICE PER HEAD) WEEKLY



Source: USDA, AMS

## Contact us

Go to [manitoba.ca/agriculture](http://manitoba.ca/agriculture) and click on Markets and Statistics

Email us at [industryintelligence@gov.mb.ca](mailto:industryintelligence@gov.mb.ca)

Follow us on Twitter @MBGovAg