

MANITOBA MARKETS

Hog Prices



August 5, 2025

[Click here for definitions of how data is collected and calculated.](#)

Exchange rates (Friday close)

1 US \$ = C \$1.3797

1 EURO = C \$1.5922

1 Yen = C \$0.00931

[Data source: Bank of Canada](#)

[Click to view the interactive hog dashboards for current and historical charts.](#)

Manitoba Weighted Average Carcass Prices (including premiums and discounts)

All In Weights C\$/100 kg

Week	Week ending date	2025	2024	Change from Previous Week	Change from Previous Year
28	2025-07-11	279.79	244.08	-1.9%	14.6%
29	2025-07-18	281.54	245.35	0.6%	14.7%
30	2025-07-25	285.05	253.33	1.2%	12.5%
31	2025-08-01	289.43	260.05	1.5%	11.3%
Four week average		283.95	250.71	-	13.3%

Source: Manitoba major processors.

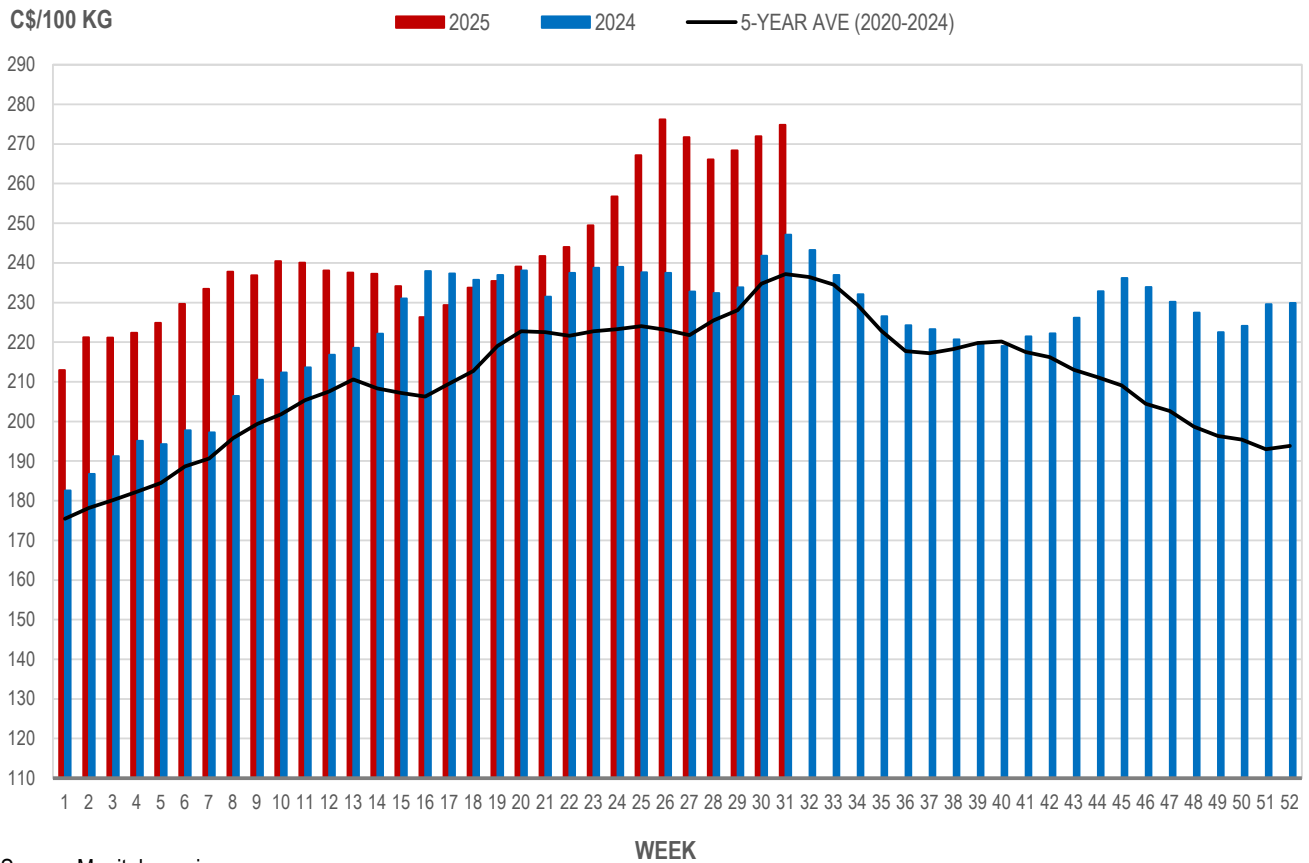


Index 100, C\$/100 kg

Week	Week ending date	2025	2024	Change from Previous Week	Change from Previous Year
28	2025-07-11	266.11	232.40	-2.1%	14.5%
29	2025-07-18	268.41	233.83	0.9%	14.8%
30	2025-07-25	271.99	241.85	1.3%	12.5%
31	2025-08-01	274.86	247.13	1.1%	11.2%
Four week average		270.34	238.80	-	13.2%

Source: Manitoba major processors.

MANITOBA WEIGHTED AVERAGE INDEX 100 HOG PRICES WEEKLY



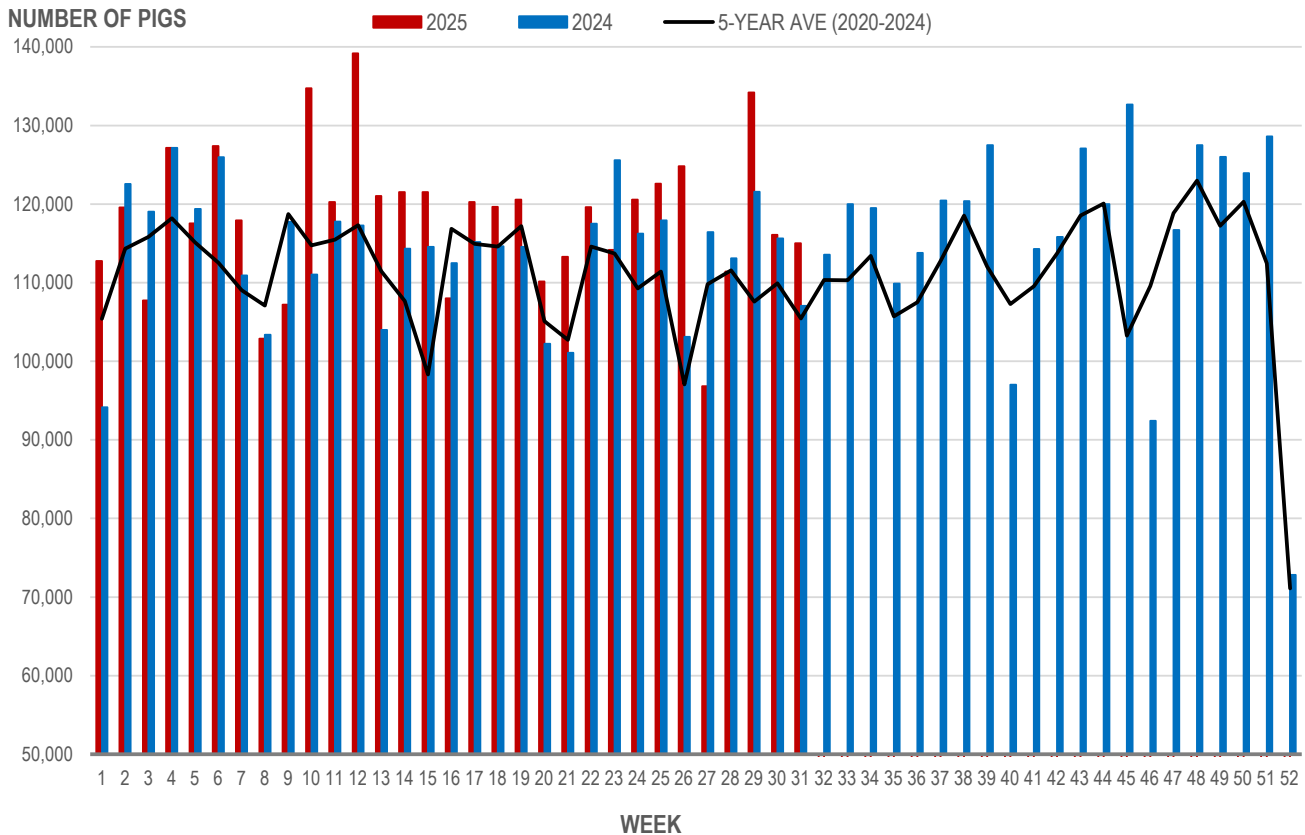
Source: Manitoba major processors

Number of Pigs Processed by Major Processors

Week	Week ending date	2025	2024	Change from Previous Week	Change from Previous Year
28	2025-07-11	111,394	113,104	15.0%	-1.5%
29	2025-07-18	134,206	121,557	20.5%	10.4%
30	2025-07-25	116,093	115,641	-13.5%	0.4%
31	2025-08-01	115,018	107,030	-0.9%	7.5%
Four week average		119,178	114,333	-	4.2%

Source: Manitoba major processors.

NUMBER OF PIGS PROCESSED BY MAJOR PROCESSORS WEEKLY



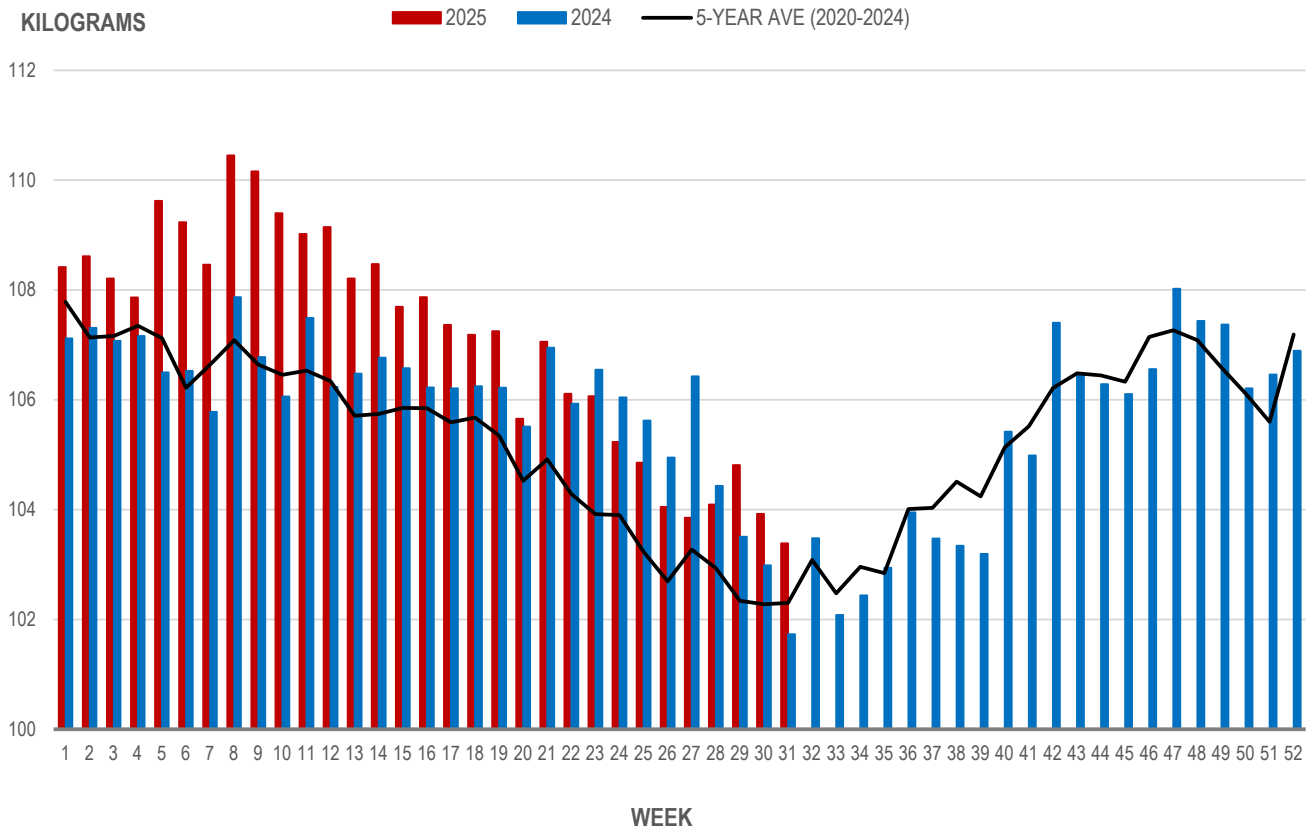
Source: Manitoba major processors

Average Weight of Hogs Processed by Major Processors, Kg

Week	Week ending date	2025	2024	Change from Previous Week	Change from Previous Year
28	2025-07-11	104.09	104.43	0.2%	-0.3%
29	2025-07-18	104.81	103.51	0.7%	1.3%
30	2025-07-25	103.92	102.99	-0.8%	0.9%
31	2025-08-01	103.38	101.73	-0.5%	1.6%
Four week average		104.05	103.17	-	0.9%

Source: Manitoba major processors.

AVERAGE WEIGHT OF HOGS PROCESSED BY MAJOR PROCESSORS WEEKLY



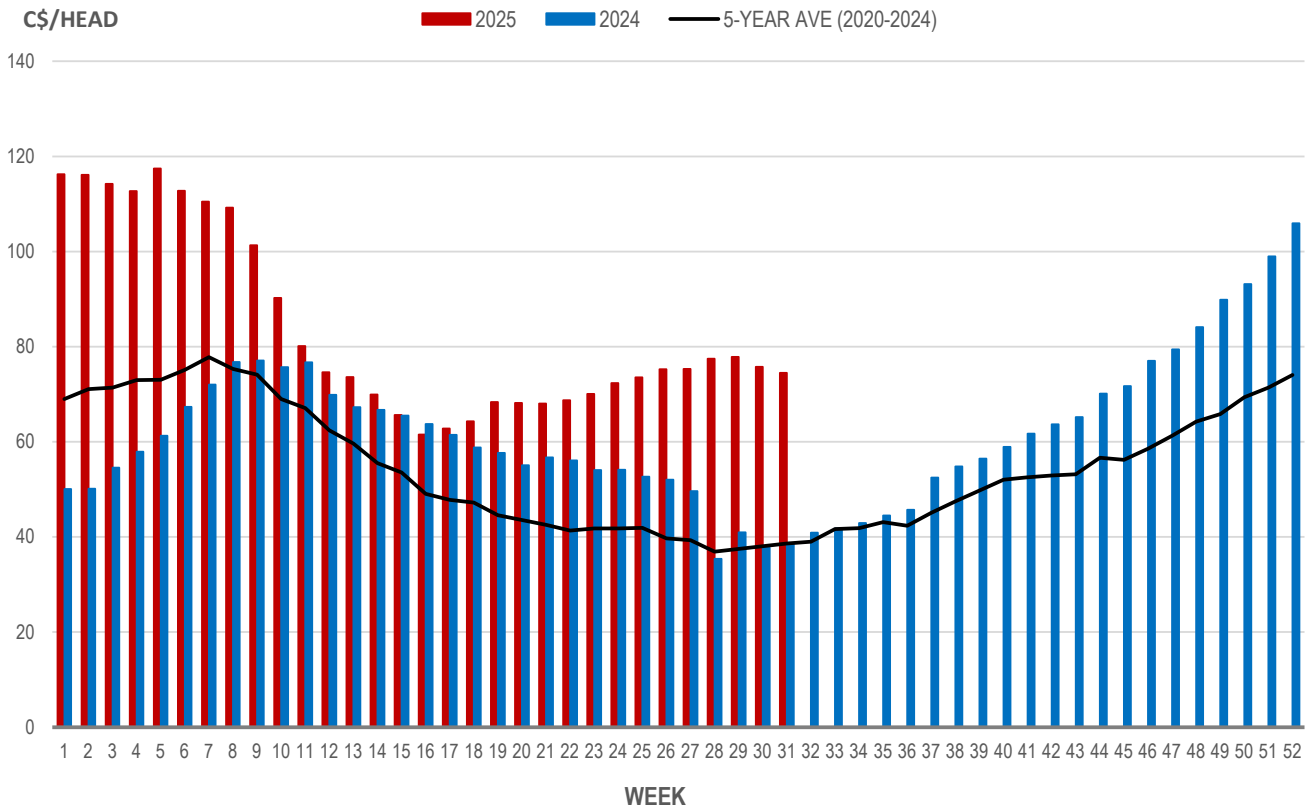
Source: Manitoba major processors

Weaning Pigs (U.S. Total Composite Weighted Average Price per Head)

	Formula and Cash Low, US\$/Head	Formula and Cash High, US\$/Head	Wtd Avg Price, US\$/Head	Wtd Avg Price, C\$/Head
Early Weaned (10-12 lb)	38.00	64.82	53.98	74.48
Feeder Pigs (40 lb)	66.00	77.00	72.68	100.28

Source: USDA, AMS

EARLY WEANED PIGS (U.S. TOTAL COMPOSITE WEIGHTED AVERAGE PRICE PER HEAD) WEEKLY



Source: USDA, AMS

Contact us

- www.manitoba.ca/agriculture/markets-and-statistics/
- Email us at industryintelligence@gov.mb.ca
- Follow us on X @MBGovAg

