

MANITOBA MARKETS

Hog Prices



December 9, 2025

[Click here for definitions of how data is collected and calculated.](#)

Exchange rates (Friday close)

1 US \$ = C \$1.3860

1 EURO = C \$1.6139

1 Yen = C \$0.00893

[Data source: Bank of Canada](#)

[Click to view the interactive hog dashboards for current and historical charts.](#)

Manitoba Weighted Average Carcass Prices (including premiums and discounts)

All In Weights C\$/100 kg

Week	Week ending date	2025	2024	Change from Previous Week	Change from Previous Year
46	2025-11-14	245.66	248.09	-3.1%	-1.0%
47	2025-11-21	241.88	240.85	-1.5%	0.4%
48	2025-11-28	235.16	239.41	-2.8%	-1.8%
49	2025-12-05	233.45	233.76	-0.7%	-0.1%
Four week average		239.04	240.53	-	-0.6%

Source: Manitoba major processors.

Index 100, C\$/100 kg

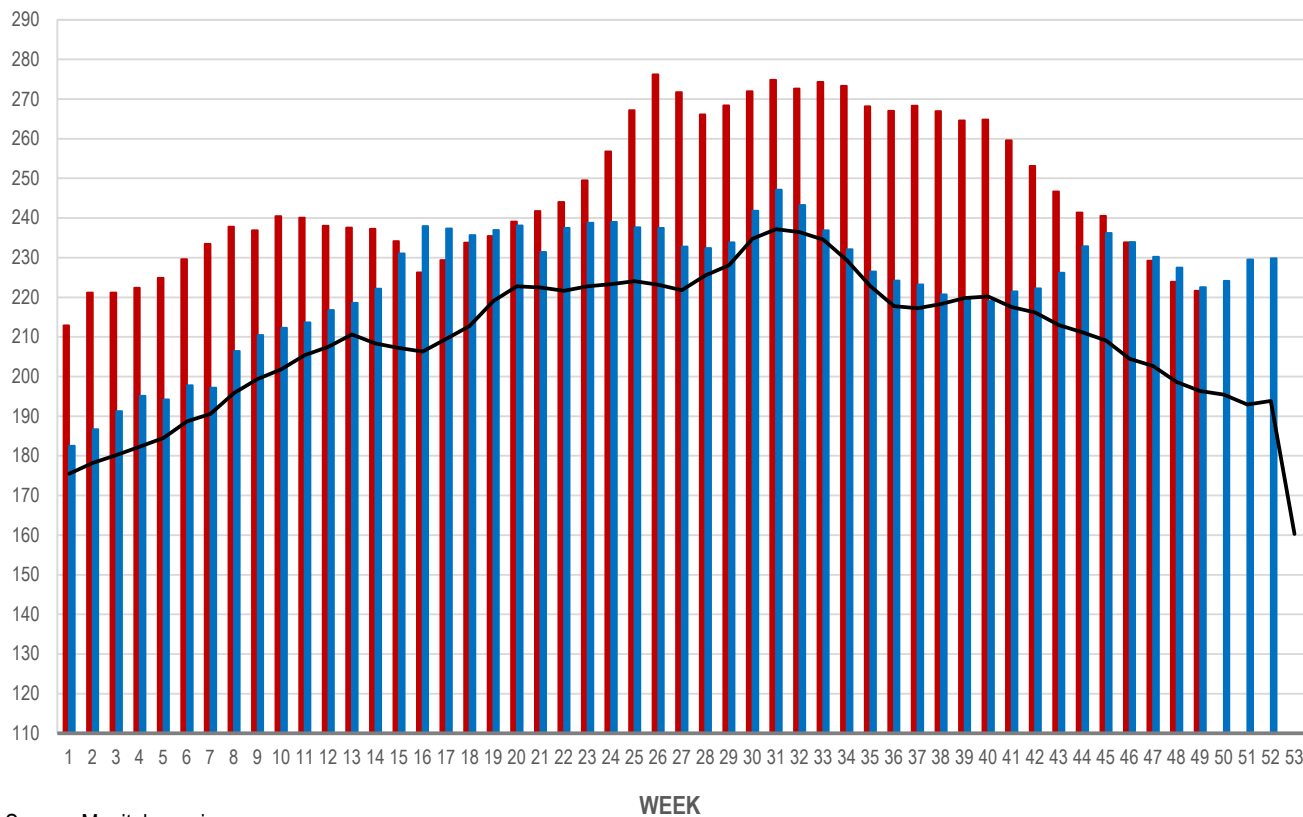
Week	Week ending date	2025	2024	Change from Previous Week	Change from Previous Year
46	2025-11-14	233.84	233.91	-2.8%	0.0%
47	2025-11-21	229.20	230.22	-2.0%	-0.4%
48	2025-11-28	223.89	227.46	-2.3%	-1.6%
49	2025-12-05	221.63	222.56	-1.0%	-0.4%
Four week average		227.14	228.54	-	-0.6%

Source: Manitoba major processors.

MANITOBA WEIGHTED AVERAGE INDEX 100 HOG PRICES WEEKLY

C\$/100 KG

■ 2025 ■ 2024 — 5-YEAR AVE (2020-2024)

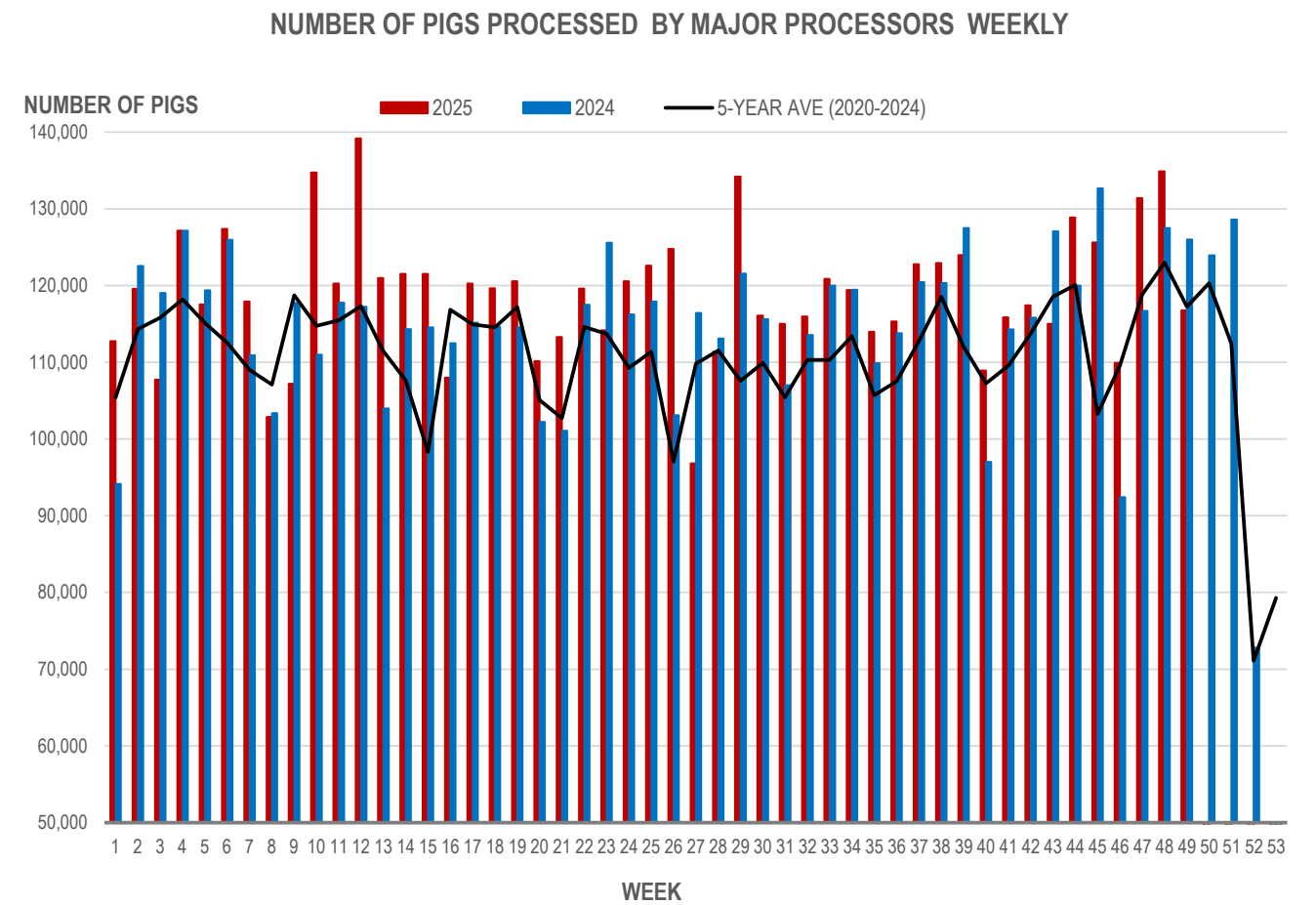


Source: Manitoba major processors

Number of Pigs Processed by Major Processors

Week	Week ending date	2025	2024	Change from Previous Week	Change from Previous Year
46	2025-11-14	109,922	92,421	-12.5%	18.9%
47	2025-11-21	131,415	116,691	19.6%	12.6%
48	2025-11-28	134,899	127,494	2.7%	5.8%
49	2025-12-05	116,779	125,987	-13.4%	-7.3%
Four week average		123,254	115,648	-	6.6%

Source: Manitoba major processors.



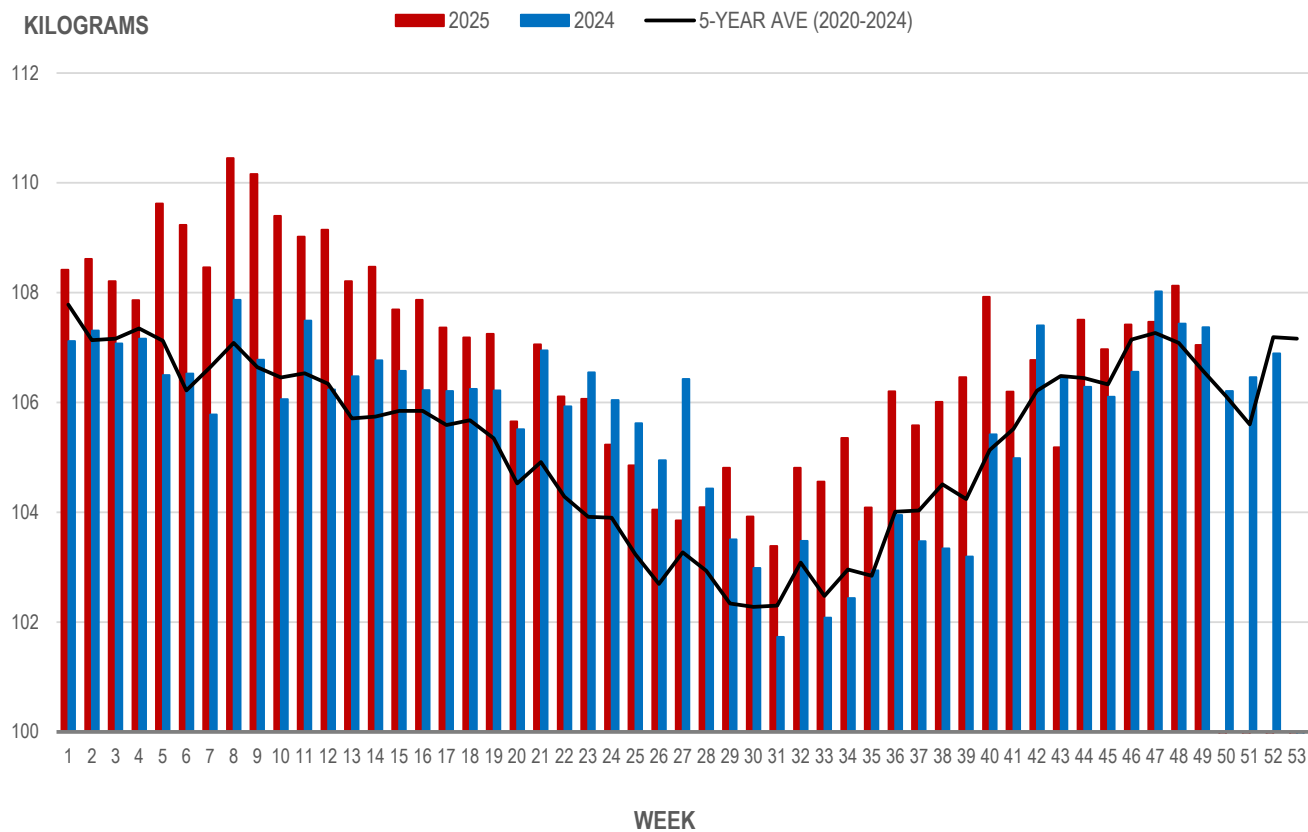
Source: Manitoba major processors

Average Weight of Hogs Processed by Major Processors, Kg

Week	Week ending date	2025	2024	Change from Previous Week	Change from Previous Year
46	2025-11-14	107.42	106.56	0.4%	0.8%
47	2025-11-21	107.47	108.02	0.0%	-0.5%
48	2025-11-28	108.12	107.44	0.6%	0.6%
49	2025-12-05	107.05	107.37	-1.0%	-0.3%
Four week average		107.52	107.35	-	0.2%

Source: Manitoba major processors.

AVERAGE WEIGHT OF HOGS PROCESSED BY MAJOR PROCESSORS WEEKLY



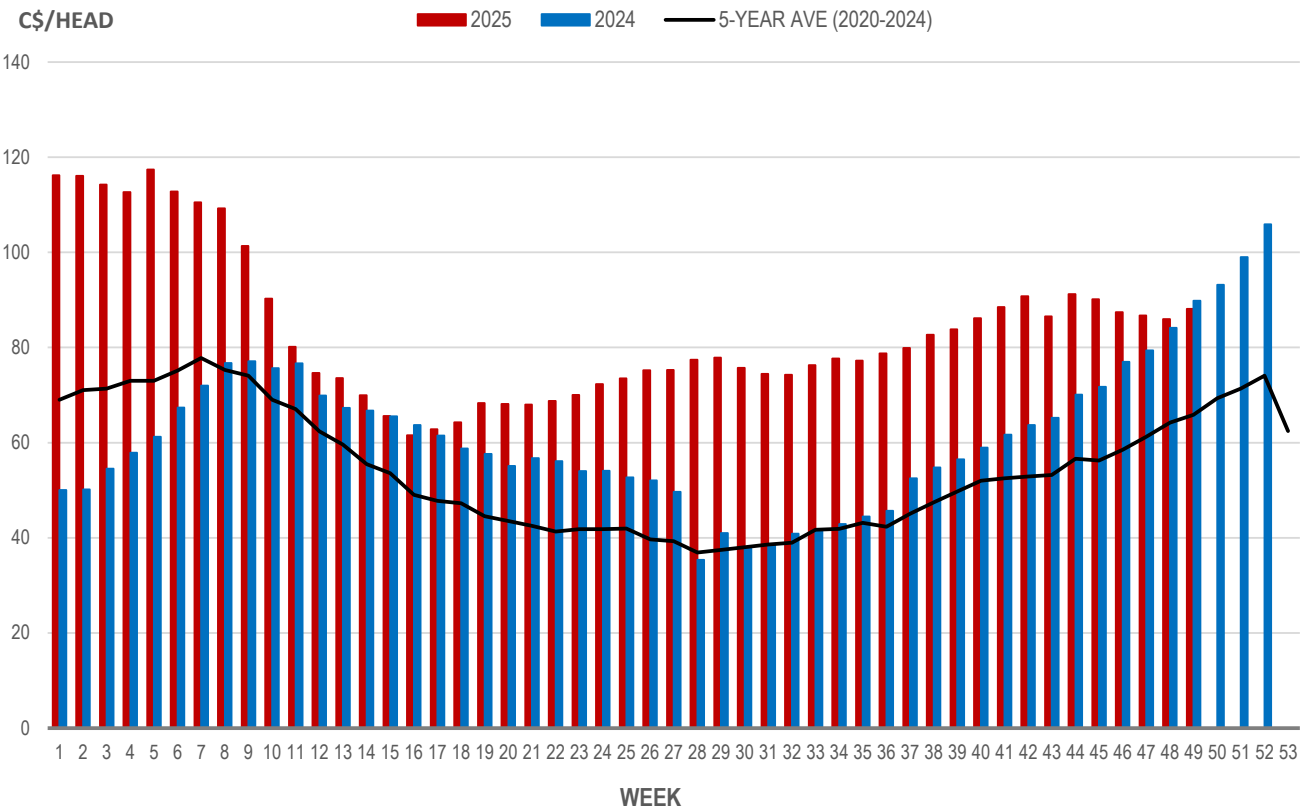
Source: Manitoba major processors

Weaning Pigs (U.S. Total Composite Weighted Average Price per Head)

	Formula and Cash Low, US\$/Head	Formula and Cash High, US\$/Head	Wtd Avg Price, US\$/Head	Wtd Avg Price, C\$/Head
Early Weaned (10-12 lb)	50.00	76.00	63.59	88.14
Feeder Pigs (40 lb)	78.50	88.00	83.38	115.56

Source: USDA, AMS

EARLY WEANED PIGS (U.S. TOTAL COMPOSITE WEIGHTED AVERAGE PRICE PER HEAD) WEEKLY



Source: USDA, AMS

Contact us

- www.manitoba.ca/agriculture/markets-and-statistics/
- Email us at industryintelligence@gov.mb.ca
- Follow us on X @MBGovAg

