

## MANITOBA MARKETS

# Hog Prices



January 13, 2026

[Click here for definitions of how data is collected and calculated.](#)

### Exchange rates (Friday close)

1 US \$ = C \$1.3896

1 EURO = C \$1.6170

1 Yen = C \$0.00880

[Data source: Bank of Canada](#)

[Click to view the interactive hog dashboards for current and historical charts.](#)

### Manitoba Weighted Average Carcass Prices (including premiums and discounts)

#### All In Weights C\$/100 kg

Week	Week ending date	2026	2025	Change from Previous Week	Change from Previous Year
51	2025-12-19	NA	NA*	NA	NA
52	2025-12-26	NA	NA*	NA	NA
1	2026-01-02	227.13	223.56	NA	1.6%
2	2026-01-09	224.84	232.65	-1.0%	-3.4%
Four week average		NA	NA	-	NA

Source: Manitoba major processors.

\*Please refer to the archived Manitoba Markets hog price reports for these values

<https://www.gov.mb.ca/agriculture/markets-and-statistics/livestock-statistics/livestock-market-prices-archive.html>

## Index 100, C\$/100 kg

Week	Week ending date	2026	2025	Change from Previous Week	Change from Previous Year
51	2025-12-19	NA	NA*	NA	NA
52	2025-12-26	NA	NA*	NA	NA
1	2026-01-02	215.77	212.94	NA	1.3%
2	2026-01-09	213.60	221.21	-1.0%	-3.4%
Four week average		NA	NA	-	NA

Source: Manitoba major processors.

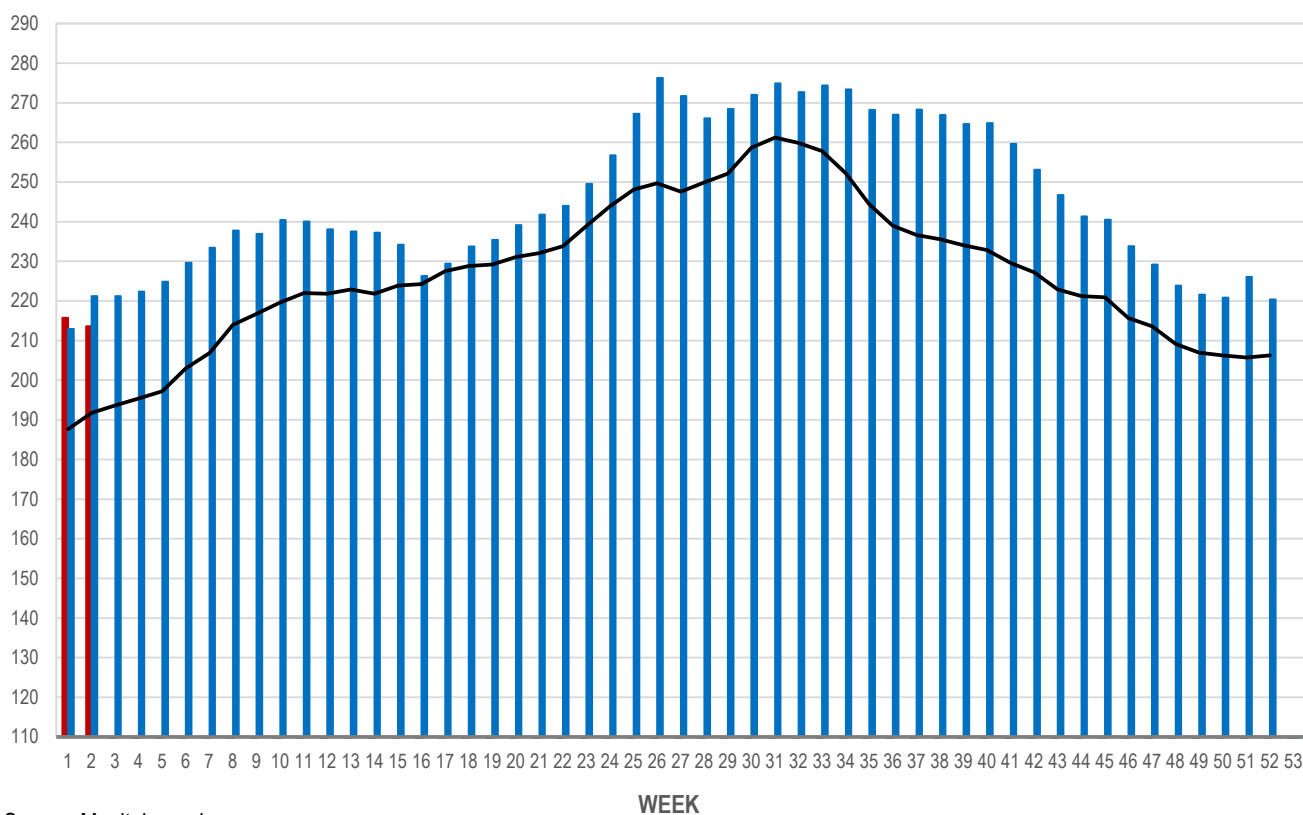
\*Please refer to the archived Manitoba Markets hog price reports for these values

<https://www.gov.mb.ca/agriculture/markets-and-statistics/livestock-statistics/livestock-market-prices-archive.html>

## MANITOBA WEIGHTED AVERAGE INDEX 100 HOG PRICES WEEKLY

C\$/100 KG

2026 2025 5-YEAR AVE (2021-2025)



Source: Manitoba major processors

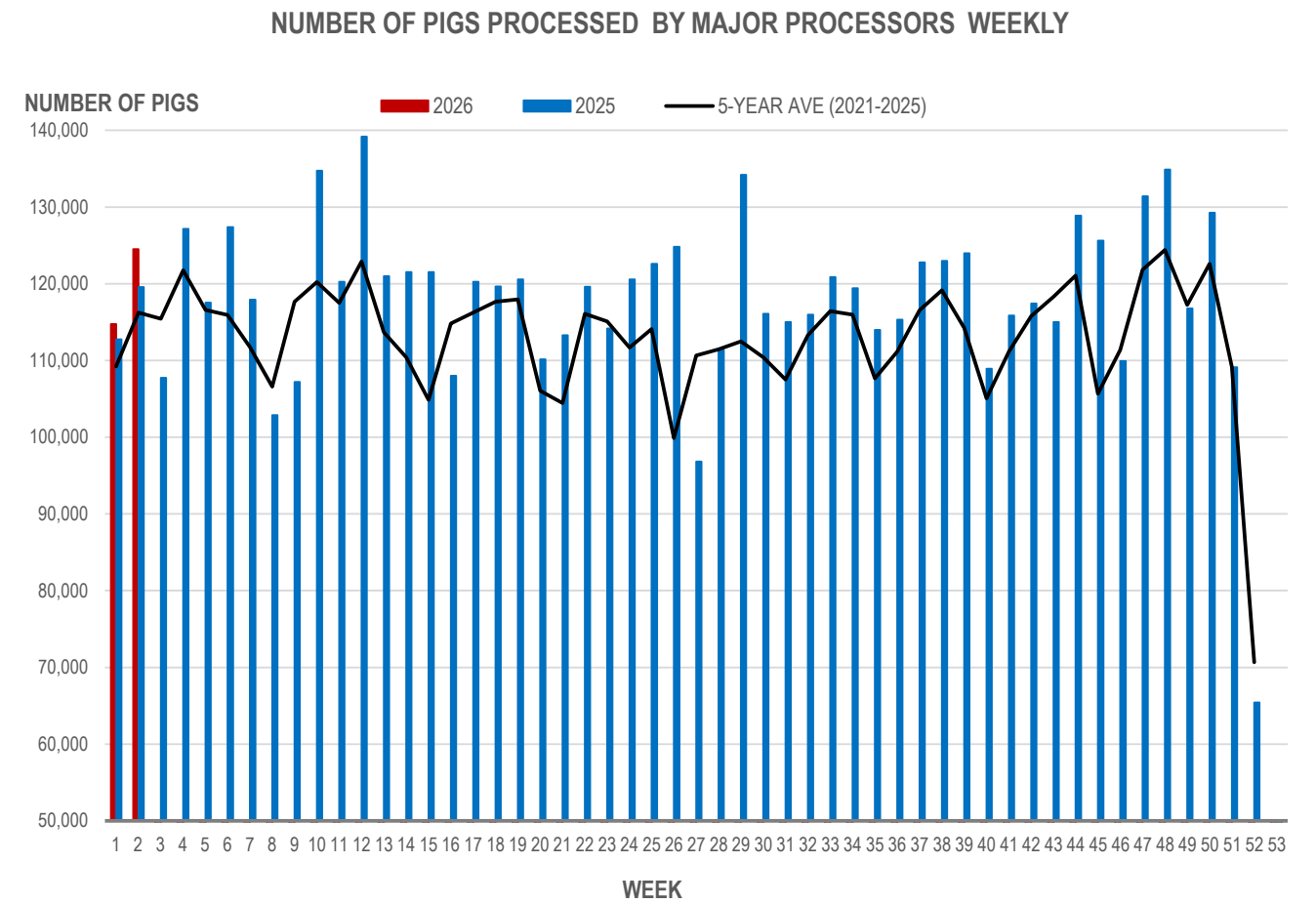
# Number of Pigs Processed by Major Processors

Week	Week ending date	2026	2025	Change from Previous Week	Change from Previous Year
51	2025-12-19	NA	NA*	NA	NA
52	2025-12-26	NA	NA*	NA	NA
1	2026-01-02	114,735	112,761	NA	1.8%
2	2026-01-09	124,515	119,571	8.5%	4.1%
Four week average		NA	NA	-	NA

Source: Manitoba major processors.

\*Please refer to the archived Manitoba Markets hog price reports for these values

<https://www.gov.mb.ca/agriculture/markets-and-statistics/livestock-statistics/livestock-market-prices-archive.html>



Source: Manitoba major processors

### Average Weight of Hogs Processed by Major Processors, Kg

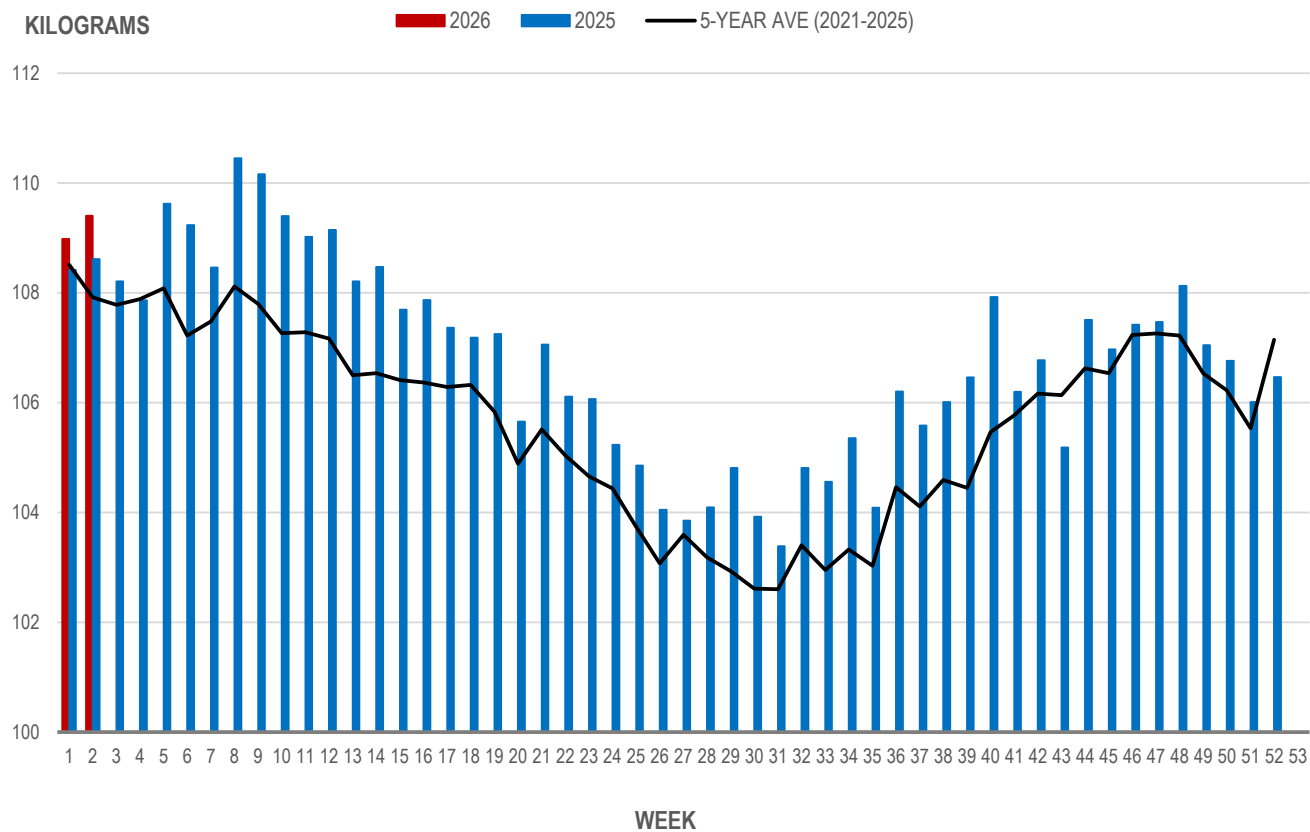
Week	Week ending date	2026	2025	Change from Previous Week	Change from Previous Year
51	2025-12-19	NA	NA*	NA	NA
52	2025-12-26	NA	NA*	NA	NA
1	2026-01-02	108.98	108.42	NA	0.5%
2	2026-01-09	109.40	108.61	0.4%	0.7%
Four week average		NA	NA	-	NA

Source: Manitoba major processors.

\*Please refer to the archived Manitoba Markets hog price reports for these values

<https://www.gov.mb.ca/agriculture/markets-and-statistics/livestock-statistics/livestock-market-prices-archive.html>

### AVERAGE WEIGHT OF HOGS PROCESSED BY MAJOR PROCESSORS WEEKLY



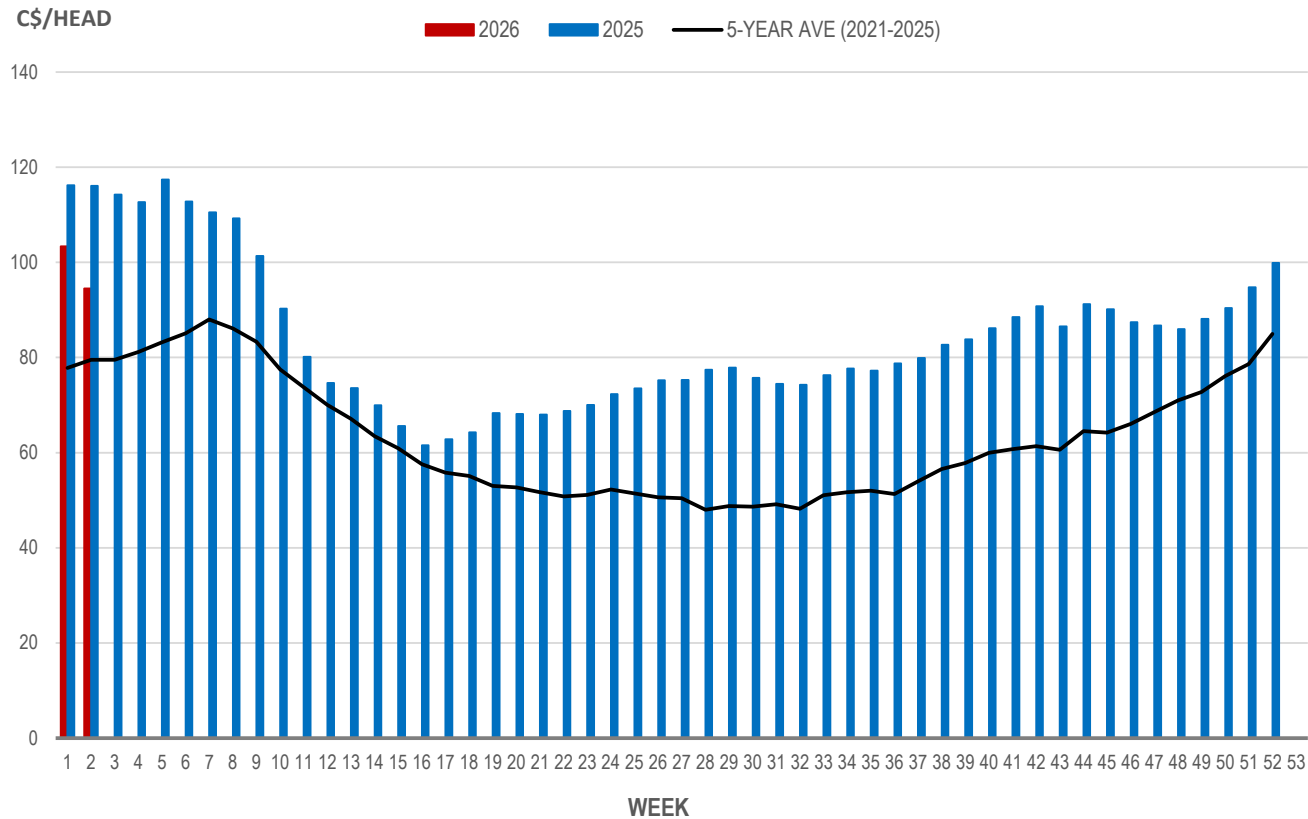
Source: Manitoba major processors

# Weaning Pigs (U.S. Total Composite Weighted Average Price per Head)

	Formula and Cash Low, US\$/Head	Formula and Cash High, US\$/Head	Wtd Avg Price, US\$/Head	Wtd Avg Price, C\$/Head
Early Weaned (10-12 lb)	50.10	84.20	68.02	94.52
Feeder Pigs (40 lb)	90.00	115.00	103.92	144.41

Source: USDA, AMS

## EARLY WEANED PIGS (U.S. TOTAL COMPOSITE WEIGHTED AVERAGE PRICE PER HEAD) WEEKLY



Source: USDA, AMS

### Contact us

- [www.manitoba.ca/agriculture/markets-and-statistics/](http://www.manitoba.ca/agriculture/markets-and-statistics/)
- Email us at [industryintelligence@gov.mb.ca](mailto:industryintelligence@gov.mb.ca)
- Follow us on X @MBGovAg

