

MANITOBA MARKETS

Hog Prices



January 13, 2026

[Click here for definitions of how data is collected and calculated.](#)

Exchange rates (Friday close)

1 US \$ = C \$1.3896

1 EURO = C \$1.6170

1 Yen = C \$0.00880

[Data source: Bank of Canada](#)

[Click to view the interactive hog dashboards for current and historical charts.](#)

Manitoba Weighted Average Carcass Prices (including premiums and discounts)

All In Weights C\$/100 kg

Week	Week ending date	2026	2025	Change from Previous Week	Change from Previous Year
51	2025-12-19	233.16	236.03	-0.5%	-1.2%
52	2025-12-26	238.10	240.57	2.1%	-1.0%
53	2026-01-02	234.86	241.85	-1.4%	-2.9%
1	2026-01-09	224.84	223.56	-4.3%	0.6%
Four week average		232.74	235.50	-	-1.2%

Source: Manitoba major processors.

Index 100, C\$/100 kg

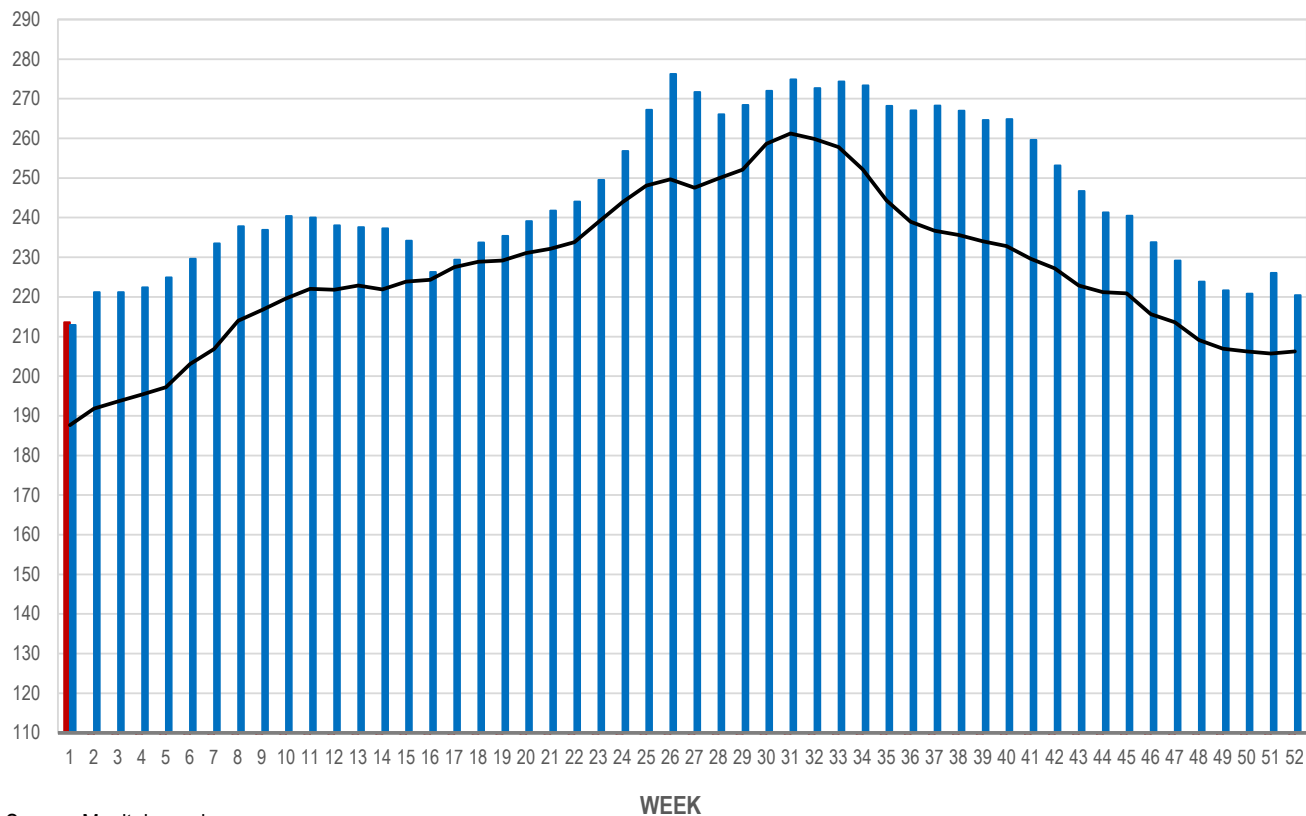
Week	Week ending date	2026	2025	Change from Previous Week	Change from Previous Year
51	2025-12-19	220.82	224.14	-0.5%	-1.5%
52	2025-12-26	226.09	229.55	2.4%	-1.5%
53	2026-01-02	220.42	229.87	-2.5%	-4.1%
1	2026-01-09	213.60	212.94	-3.1%	0.3%
Four week average		220.23	224.13	-	-1.7%

Source: Manitoba major processors.

MANITOBA WEIGHTED AVERAGE INDEX 100 HOG PRICES WEEKLY

C\$/100 KG

2026 2025 5-YEAR AVE (2021-2025)



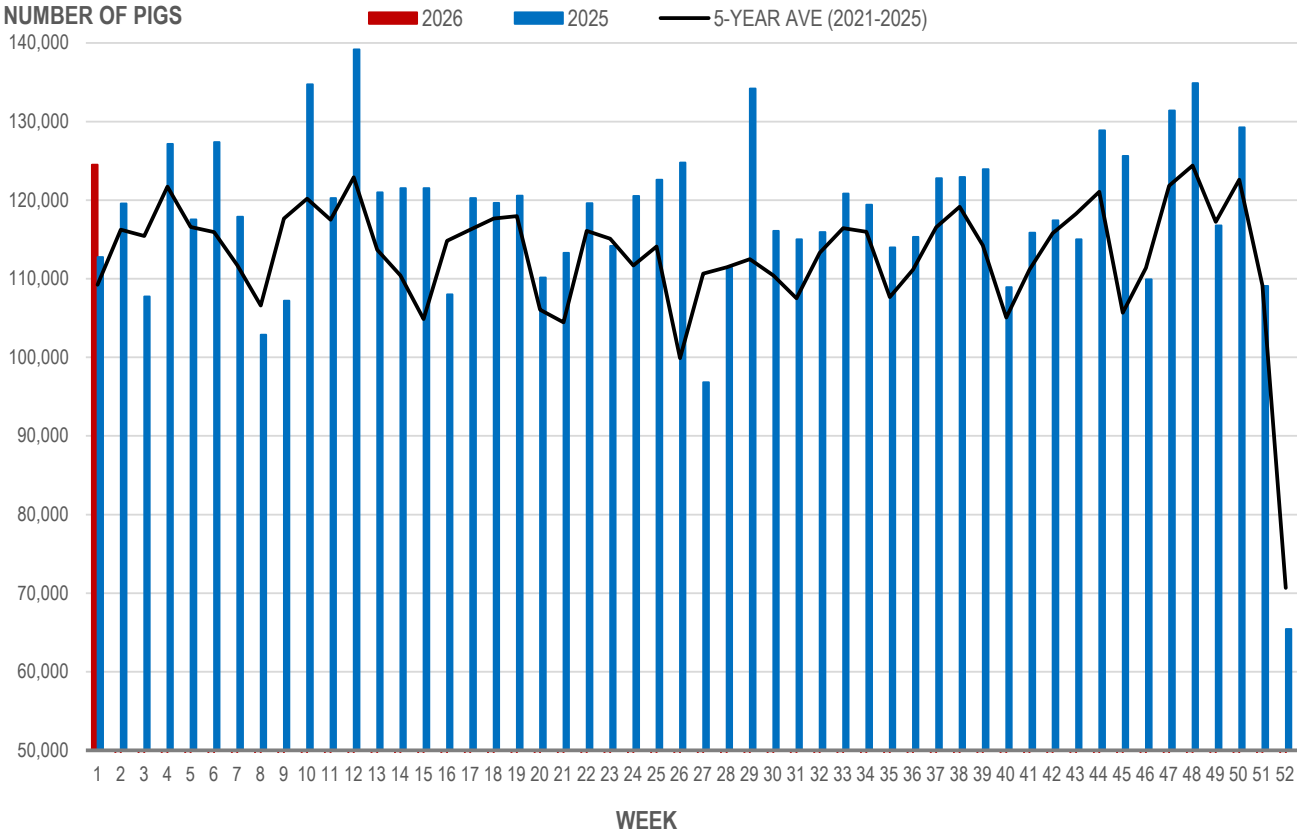
Source: Manitoba major processors

Number of Pigs Processed by Major Processors

Week	Week ending date	2026	2025	Change from Previous Week	Change from Previous Year
51	2025-12-19	129,267	123,937	-11.7%	4.3%
52	2025-12-26	109,099	128,604	-15.6%	-15.2%
53	2026-01-02	65,421	72,809	-40.0%	-10.1%
1	2026-01-09	124,515	112,761	90.3%	10.4%
Four week average		107,076	109,528	-	-2.2%

Source: Manitoba major processors.

NUMBER OF PIGS PROCESSED BY MAJOR PROCESSORS WEEKLY



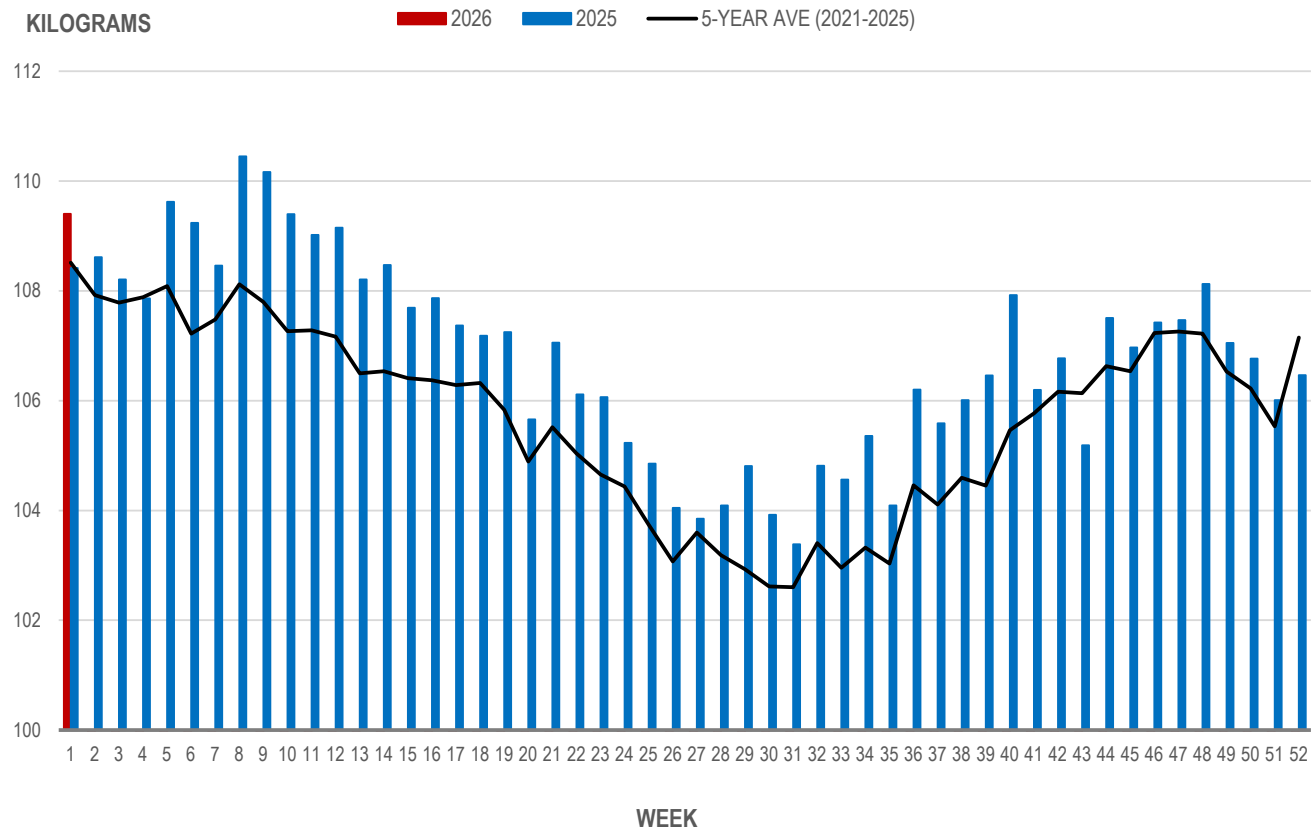
Source: Manitoba major processors

Average Weight of Hogs Processed by Major Processors, Kg

Week	Week ending date	2026	2025	Change from Previous Week	Change from Previous Year
51	2025-12-19	106.76	106.21	-0.2%	0.5%
52	2025-12-26	106.01	106.46	-0.7%	-0.4%
53	2026-01-02	106.47	106.90	0.4%	-0.4%
1	2026-01-09	109.40	108.42	2.8%	0.9%
Four week average		107.16	107.00	-	0.2%

Source: Manitoba major processors.

AVERAGE WEIGHT OF HOGS PROCESSED BY MAJOR PROCESSORS WEEKLY



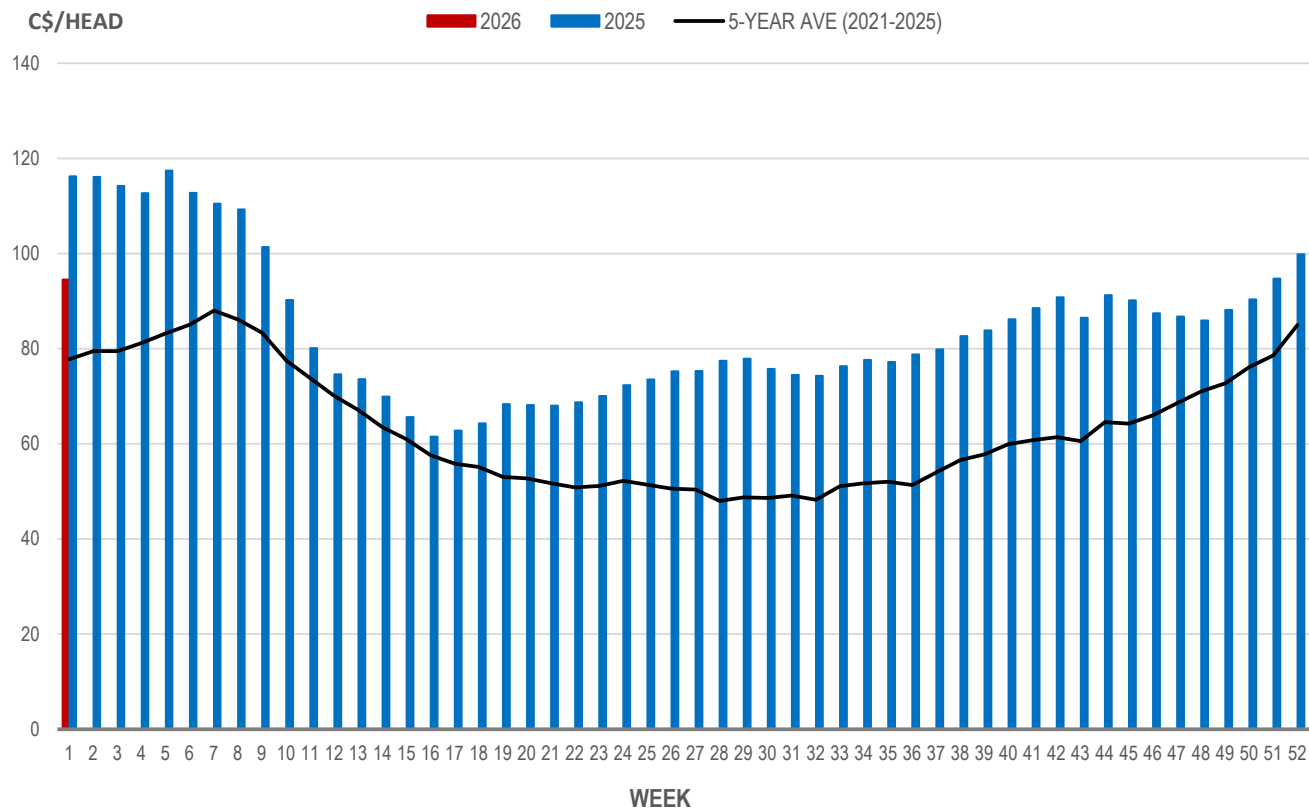
Source: Manitoba major processors

Weaning Pigs (U.S. Total Composite Weighted Average Price per Head)

	Formula and Cash Low, US\$/Head	Formula and Cash High, US\$/Head	Wtd Avg Price, US\$/Head	Wtd Avg Price, C\$/Head
Early Weaned (10-12 lb)	50.10	84.20	68.02	94.52
Feeder Pigs (40 lb)	90.00	115.00	103.92	144.41

Source: USDA, AMS

EARLY WEANED PIGS (U.S. TOTAL COMPOSITE WEIGHTED AVERAGE PRICE PER HEAD) WEEKLY



Source: USDA, AMS

Contact us

- www.manitoba.ca/agriculture/markets-and-statistics/
- Email us at industryintelligence@gov.mb.ca
- Follow us on X @MBGovAg

