

MANITOBA MARKETS

Hog Prices



May 5, 2026

[Click here for definitions of how data is collected and calculated.](#)

Exchange rates (Friday close)

1 US \$ = C \$1.3576

1 EURO = C \$1.5949

1 Yen = C \$0.00866

[Data source: Bank of Canada](#)

[Click to view the interactive hog dashboards for current and historical charts.](#)

Manitoba Weighted Average Carcass Prices (including premiums and discounts)

All In Weights C\$/100 kg

Week	Week ending date	2026	2025	Change from Previous Week	Change from Previous Year
15	2026-04-10	247.16	246.30	-1.1%	0.3%
16	2026-04-17	248.14	237.58	0.4%	4.4%
17	2026-04-24	247.06	241.20	-0.4%	2.4%
18	2026-05-01	247.96	245.87	0.4%	0.9%
Four week average		247.58	242.74	-	0.02

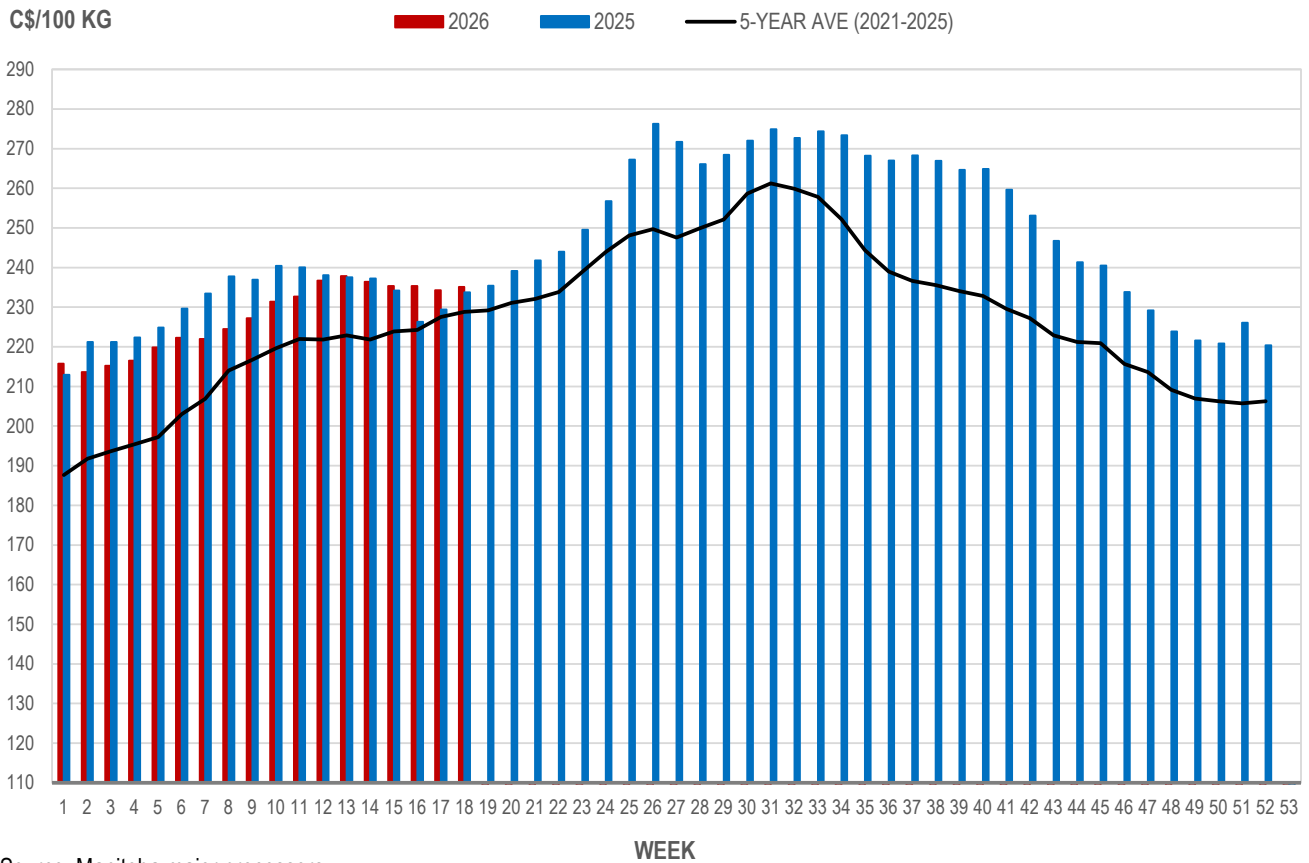
Source: Manitoba major processors.

Index 100, C\$/100 kg

Week	Week ending date	2026	2025	Change from Previous Week	Change from Previous Year
15	2026-04-10	235.34	234.17	-0.5%	0.5%
16	2026-04-17	235.30	226.30	0.0%	4.0%
17	2026-04-24	234.24	229.39	-0.5%	2.1%
18	2026-05-01	235.14	233.76	0.4%	0.6%
Four week average		235.01	230.91	-	0.02

Source: Manitoba major processors.

MANITOBA WEIGHTED AVERAGE INDEX 100 HOG PRICES WEEKLY



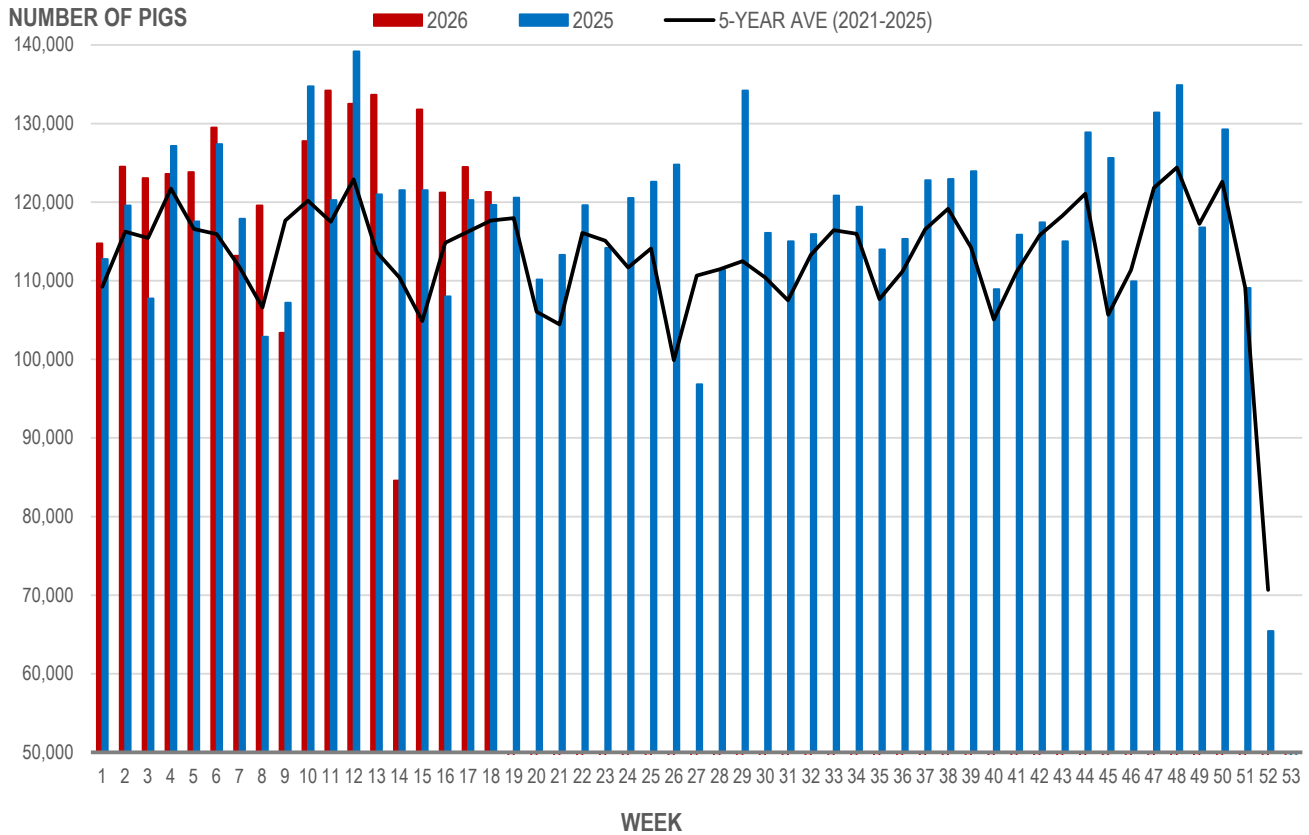
Source: Manitoba major processors

Number of Pigs Processed by Major Processors

Week	Week ending date	2026	2025	Change from Previous Week	Change from Previous Year
15	2026-04-10	131,808	121,534	55.8%	8.5%
16	2026-04-17	121,229	108,020	-8.0%	12.2%
17	2026-04-24	124,478	120,272	2.7%	3.5%
18	2026-05-01	121,288	119,661	-2.6%	1.4%
Four week average		124,701	117,372	-	0.06

Source: Manitoba major processors.

NUMBER OF PIGS PROCESSED BY MAJOR PROCESSORS WEEKLY



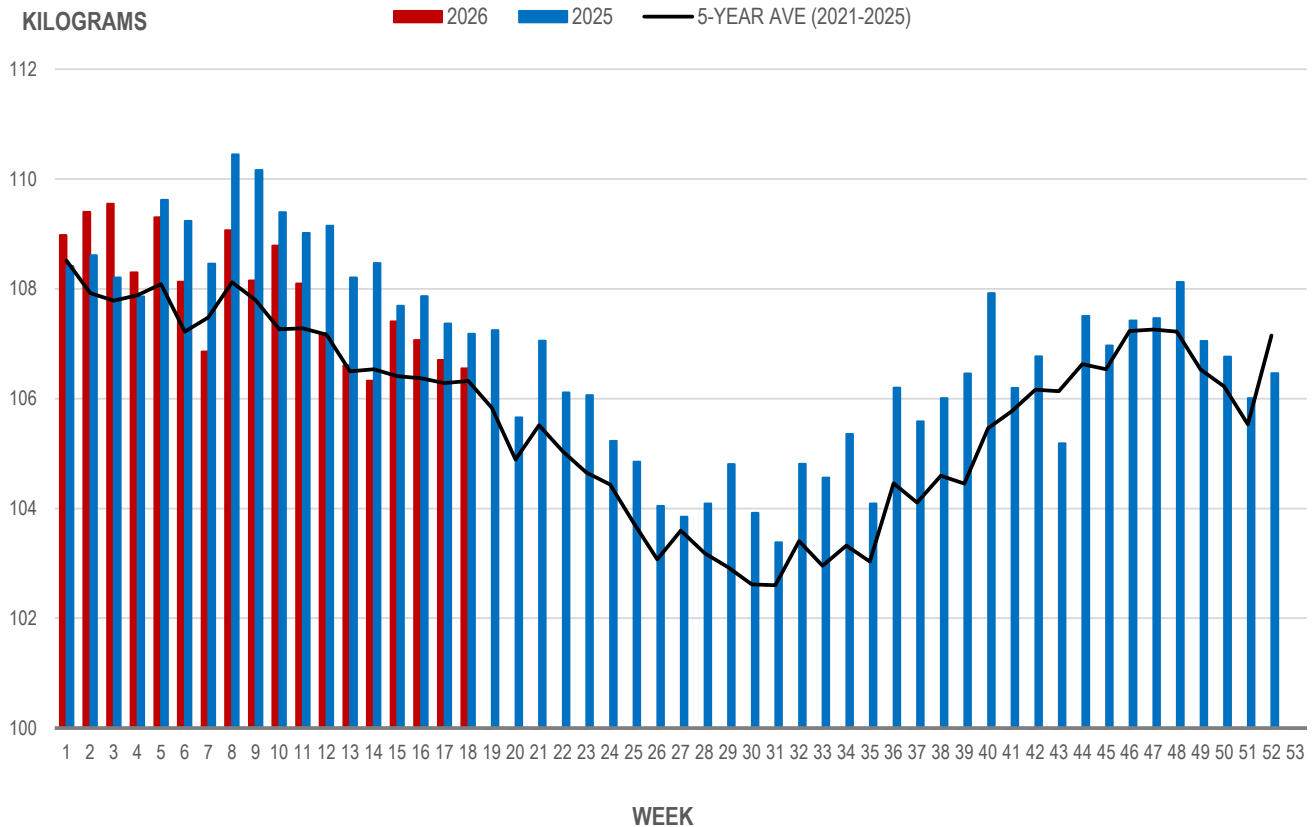
Source: Manitoba major processors

Average Weight of Hogs Processed by Major Processors, Kg

Week	Week ending date	2026	2025	Change from Previous Week	Change from Previous Year
15	2026-04-10	107.40	107.69	1.0%	-0.3%
16	2026-04-17	107.06	107.87	-0.3%	-0.7%
17	2026-04-24	106.70	107.37	-0.3%	-0.6%
18	2026-05-01	106.55	107.18	-0.1%	-0.6%
Four week average		106.93	107.53	-	-0.01

Source: Manitoba major processors.

AVERAGE WEIGHT OF HOGS PROCESSED BY MAJOR PROCESSORS WEEKLY



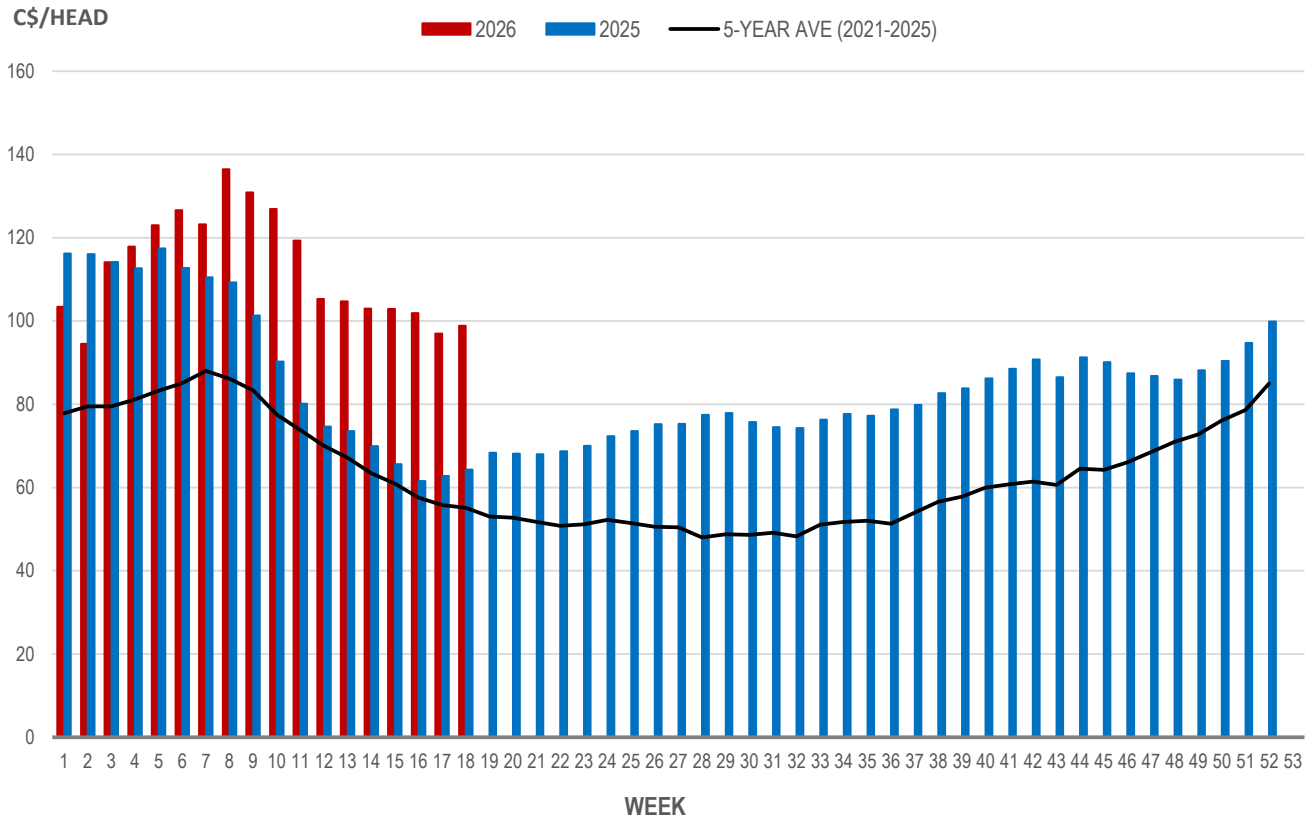
Source: Manitoba major processors

Weaning Pigs (U.S. Total Composite Weighted Average Price per Head)

	Formula and Cash Low, US\$/Head	Formula and Cash High, US\$/Head	Wtd Avg Price, US\$/Head	Wtd Avg Price, C\$/Head
Early Weaned (10-12 lb)	49.96	88.00	72.81	98.85
Feeder Pigs (40 lb)	99.00	122.00	112.91	153.29

Source: USDA, AMS

EARLY WEANED PIGS (U.S. TOTAL COMPOSITE WEIGHTED AVERAGE PRICE PER HEAD) WEEKLY



Source: USDA, AMS

Contact us

- www.manitoba.ca/agriculture/markets-and-statistics/
- Email us at industryintelligence@gov.mb.ca
- Follow us on X @MBGovAg

