

## MANITOBA MARKETS

# Hog Prices



June 2, 2026

[Click here for definitions of how data is collected and calculated.](#)

### Exchange rates (Friday close)

1 US \$ = C \$1.3798

1 EURO = C \$1.6090

1 Yen = C \$0.00866

[Data source: Bank of Canada](#)

[Click to view the interactive hog dashboards for current and historical charts.](#)

### Manitoba Weighted Average Carcass Prices (including premiums and discounts)

#### All In Weights C\$/100 kg

Week	Week ending date	2026	2025	Change from Previous Week	Change from Previous Year
19	2026-05-08	247.10	247.64	-0.3%	-0.2%
20	2026-05-15	248.79	252.60	0.7%	-1.5%
21	2026-05-22	247.98	252.51	-0.3%	-1.8%
22	2026-05-29	251.33	256.69	1.4%	-2.1%
<b>Four week average</b>		<b>248.80</b>	<b>252.36</b>	<b>-</b>	<b>-1.4%</b>

Source: Manitoba major processors.

## Index 100, C\$/100 kg

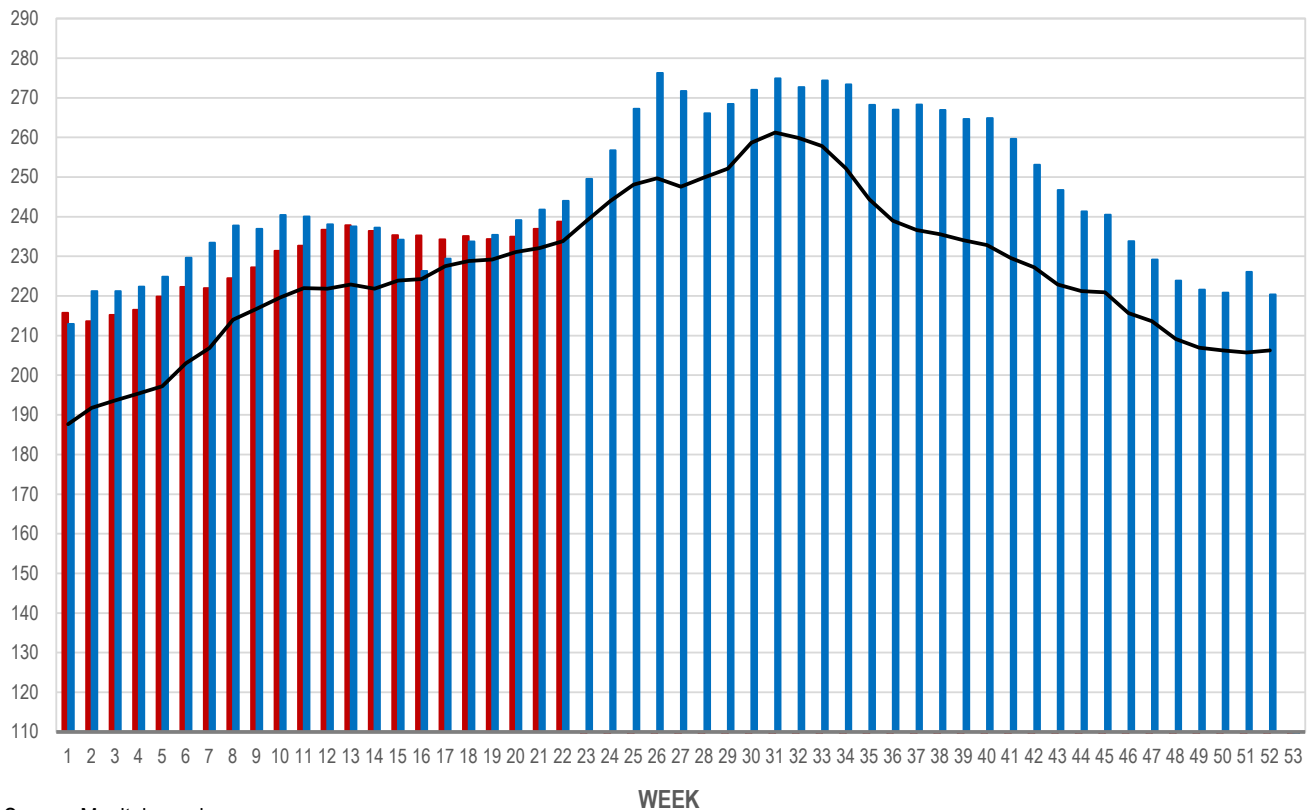
Week	Week ending date	2026	2025	Change from Previous Week	Change from Previous Year
19	2026-05-08	234.33	235.44	-0.3%	-0.5%
20	2026-05-15	234.99	239.11	0.3%	-1.7%
21	2026-05-22	236.93	241.77	0.8%	-2.0%
22	2026-05-29	238.73	244.02	0.8%	-2.2%
<b>Four week average</b>		<b>236.25</b>	<b>240.08</b>	<b>-</b>	<b>-1.6%</b>

Source: Manitoba major processors.

## MANITOBA WEIGHTED AVERAGE INDEX 100 HOG PRICES WEEKLY

C\$/100 KG

2026 2025 5-YEAR AVE (2021-2025)



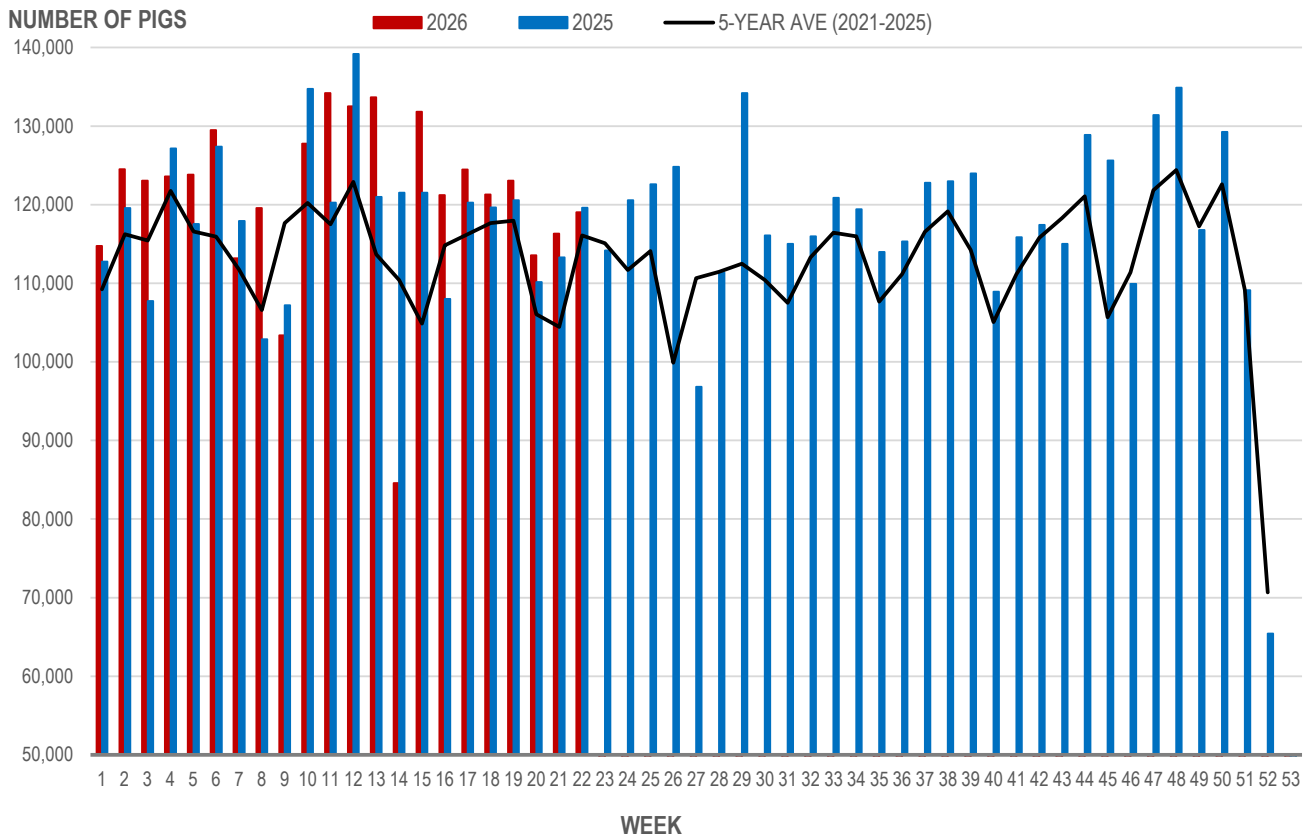
Source: Manitoba major processors

## Number of Pigs Processed by Major Processors

Week	Week ending date	2026	2025	Change from Previous Week	Change from Previous Year
19	2026-05-08	123,050	120,557	1.5%	2.1%
20	2026-05-15	113,558	110,156	-7.7%	3.1%
21	2026-05-22	116,321	113,291	2.4%	2.7%
22	2026-05-29	119,036	119,622	2.3%	-0.5%
<b>Four week average</b>		<b>117,991</b>	<b>115,907</b>	<b>-</b>	<b>1.8%</b>

Source: Manitoba major processors.

### NUMBER OF PIGS PROCESSED BY MAJOR PROCESSORS WEEKLY



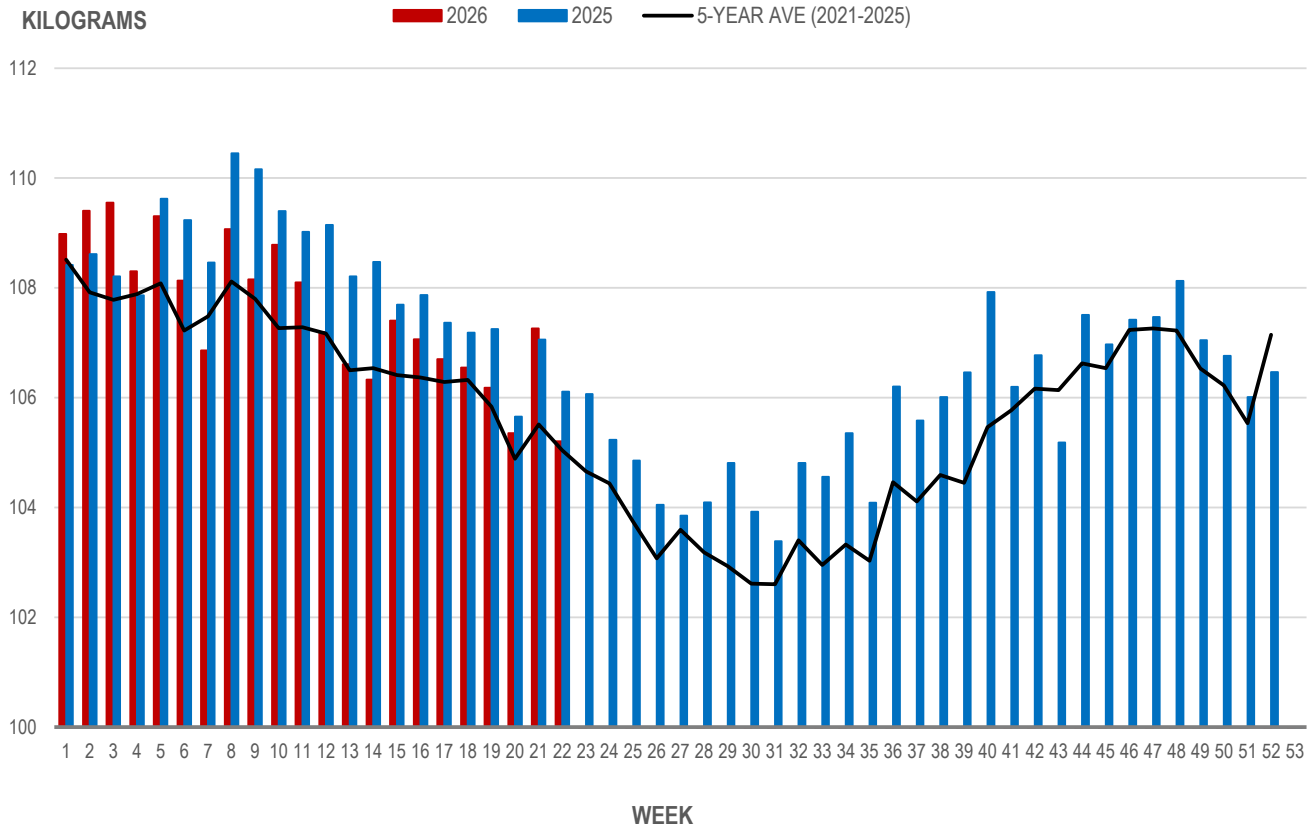
Source: Manitoba major processors

## Average Weight of Hogs Processed by Major Processors, Kg

Week	Week ending date	2026	2025	Change from Previous Week	Change from Previous Year
19	2026-05-08	106.18	107.25	-0.3%	-1.0%
20	2026-05-15	105.36	105.66	-0.8%	-0.3%
21	2026-05-22	107.26	107.06	1.8%	0.2%
22	2026-05-29	105.21	106.11	-1.9%	-0.9%
<b>Four week average</b>		<b>106.00</b>	<b>106.52</b>	<b>-</b>	<b>-0.5%</b>

Source: Manitoba major processors.

### AVERAGE WEIGHT OF HOGS PROCESSED BY MAJOR PROCESSORS WEEKLY



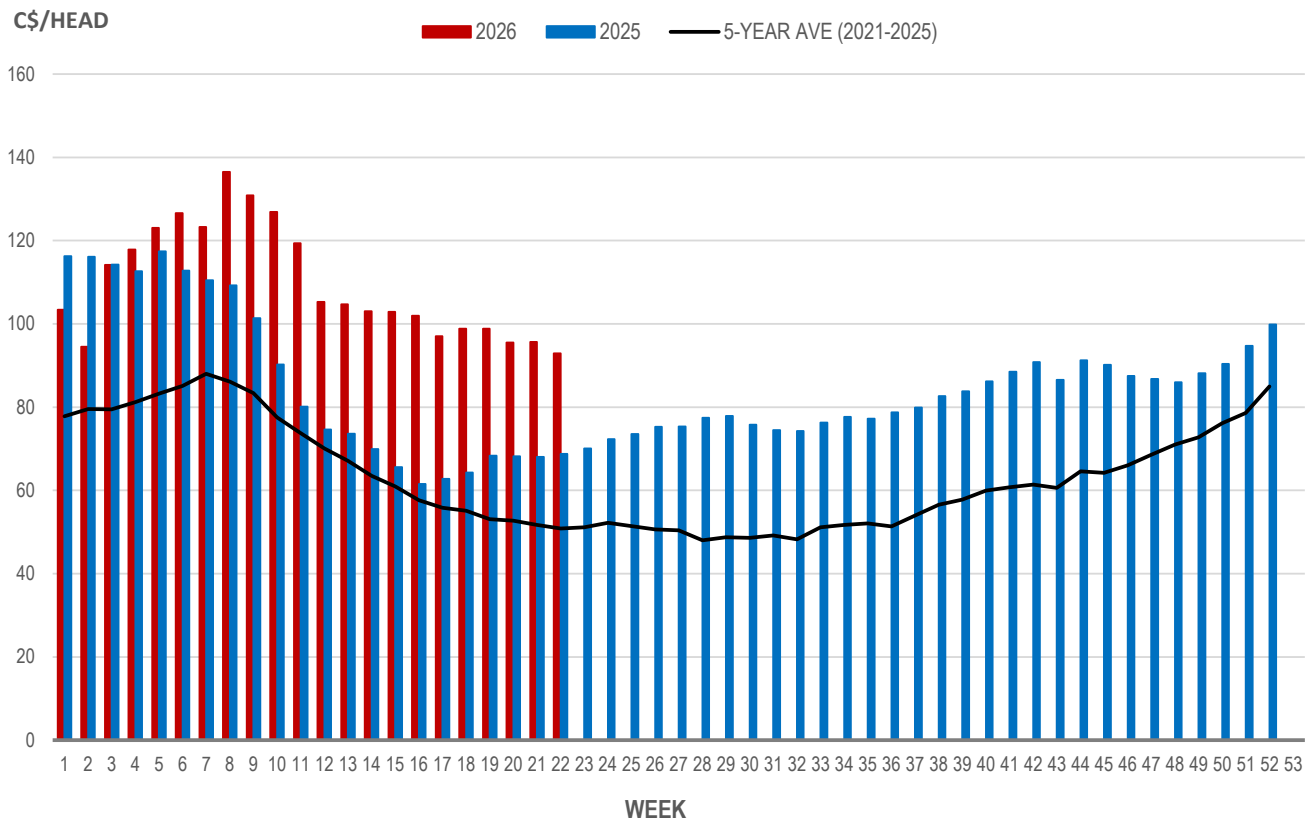
Source: Manitoba major processors

## Weaning Pigs (U.S. Total Composite Weighted Average Price per Head)

	Formula and Cash Low, US\$/Head	Formula and Cash High, US\$/Head	Wtd Avg Price, US\$/Head	Wtd Avg Price, C\$/Head
Early Weaned (10-12 lb)	44.58	89.00	67.36	92.94
Feeder Pigs (40 lb)	90.00	115.00	96.25	132.81

Source: USDA, AMS

### EARLY WEANED PIGS (U.S. TOTAL COMPOSITE WEIGHTED AVERAGE PRICE PER HEAD) WEEKLY



Source: USDA, AMS

### Contact us

- [www.manitoba.ca/agriculture/markets-and-statistics/](http://www.manitoba.ca/agriculture/markets-and-statistics/)
- Email us at [industryintelligence@gov.mb.ca](mailto:industryintelligence@gov.mb.ca)
- Follow us on X @MBGovAg

