



COVID-19 VACCINATION IN MANITOBA

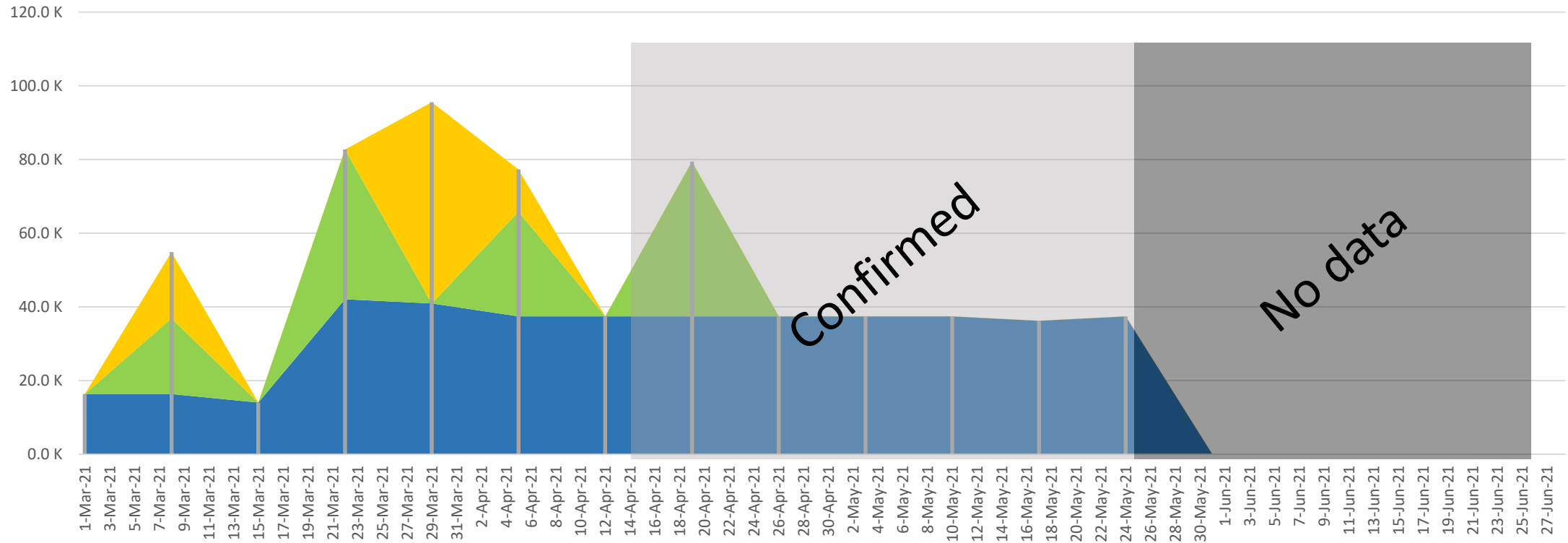
TECHNICAL BRIEFING

April 14, 2021

COVID-19 DOSE DELIVERY SCHEDULE



Vaccine Deliveries Expected



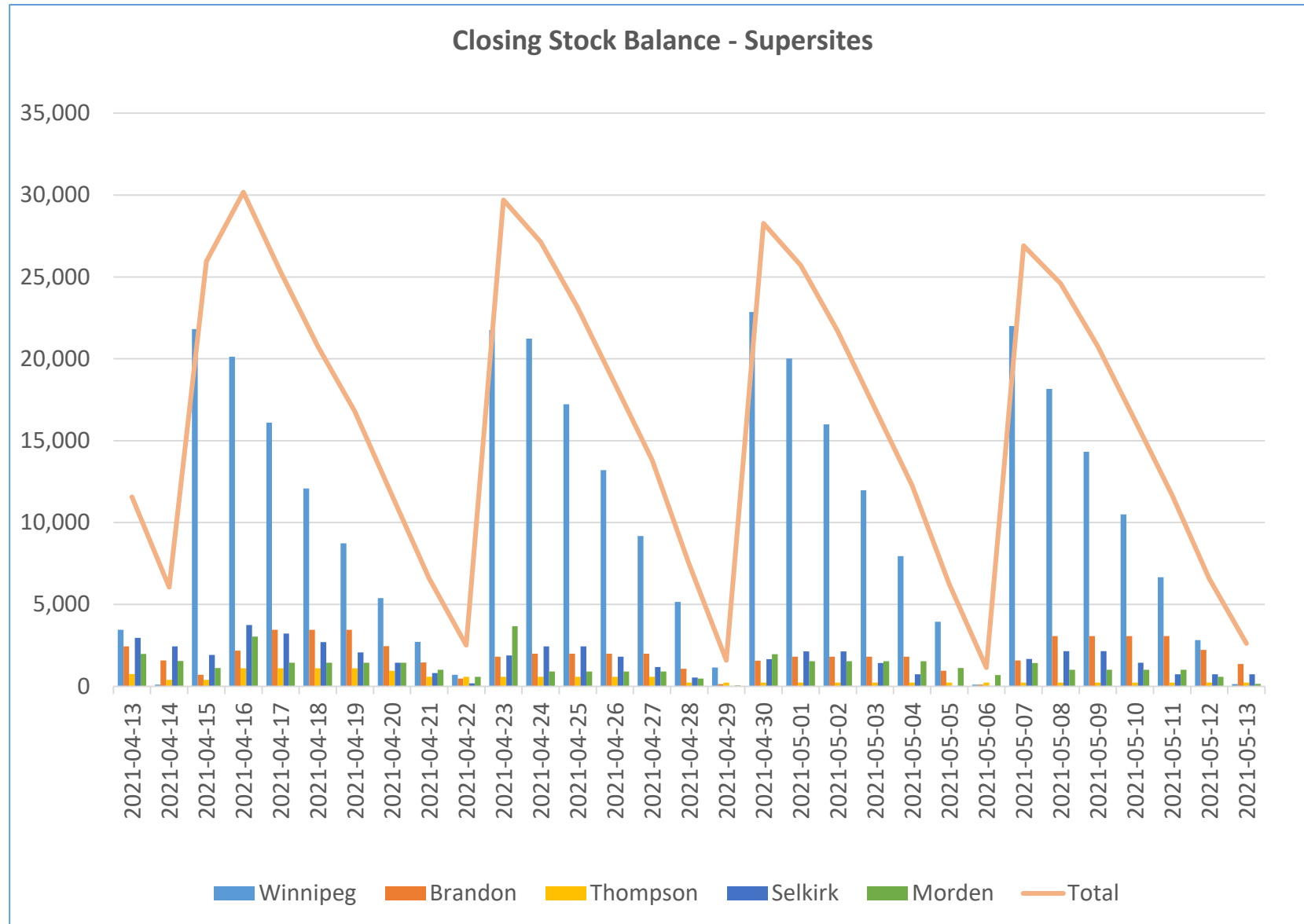
	1-Mar-21	8-Mar-21	15-Mar-21	22-Mar-21	29-Mar-21	5-Apr-21	12-Apr-21	19-Apr-21	26-Apr-21	2021-05-03	2021-05-10	2021-05-17	2021-05-24	2021-05-31	2021-06-07	2021-06-14	2021-06-21	2021-06-28
■ AstraZeneca/COVISHIELD	0.0 K	18.0 K	0.0 K	0.0 K	54.6 K	11.5 K	0.0 K	0.0 K	0.0 K	0.0 K	0.0 K	0.0 K	0.0 K	0.0 K	0.0 K	0.0 K	0.0 K	0.0 K
■ Moderna Doses	0.0 K	20.5 K	0.0 K	40.6 K	0.0 K	28.4 K	0.0 K	42.0 K	0.0 K	0.0 K	0.0 K	0.0 K	0.0 K	0.0 K	0.0 K	0.0 K	0.0 K	0.0 K
■ Pfizer Doses	16.4 K	16.4 K	14.0 K	42.1 K	41.0 K	37.4 K	37.4 K	37.4 K	37.4 K	37.4 K	37.4 K	36.3 K	37.4 K	0.0 K	0.0 K	0.0 K	0.0 K	0.0 K
■ Total	16.4 K	54.9 K	14.0 K	82.7 K	95.6 K	77.3 K	37.4 K	79.4 K	37.4 K	37.4 K	37.4 K	36.3 K	37.4 K	0.0 K	0.0 K	0.0 K	0.0 K	0.0 K

As of April 13, 2021.

Moderna shipments for the week of Apr 5 and 19, AstraZeneca shipment for the week of Apr 5 are delayed and expected arrive in the following week

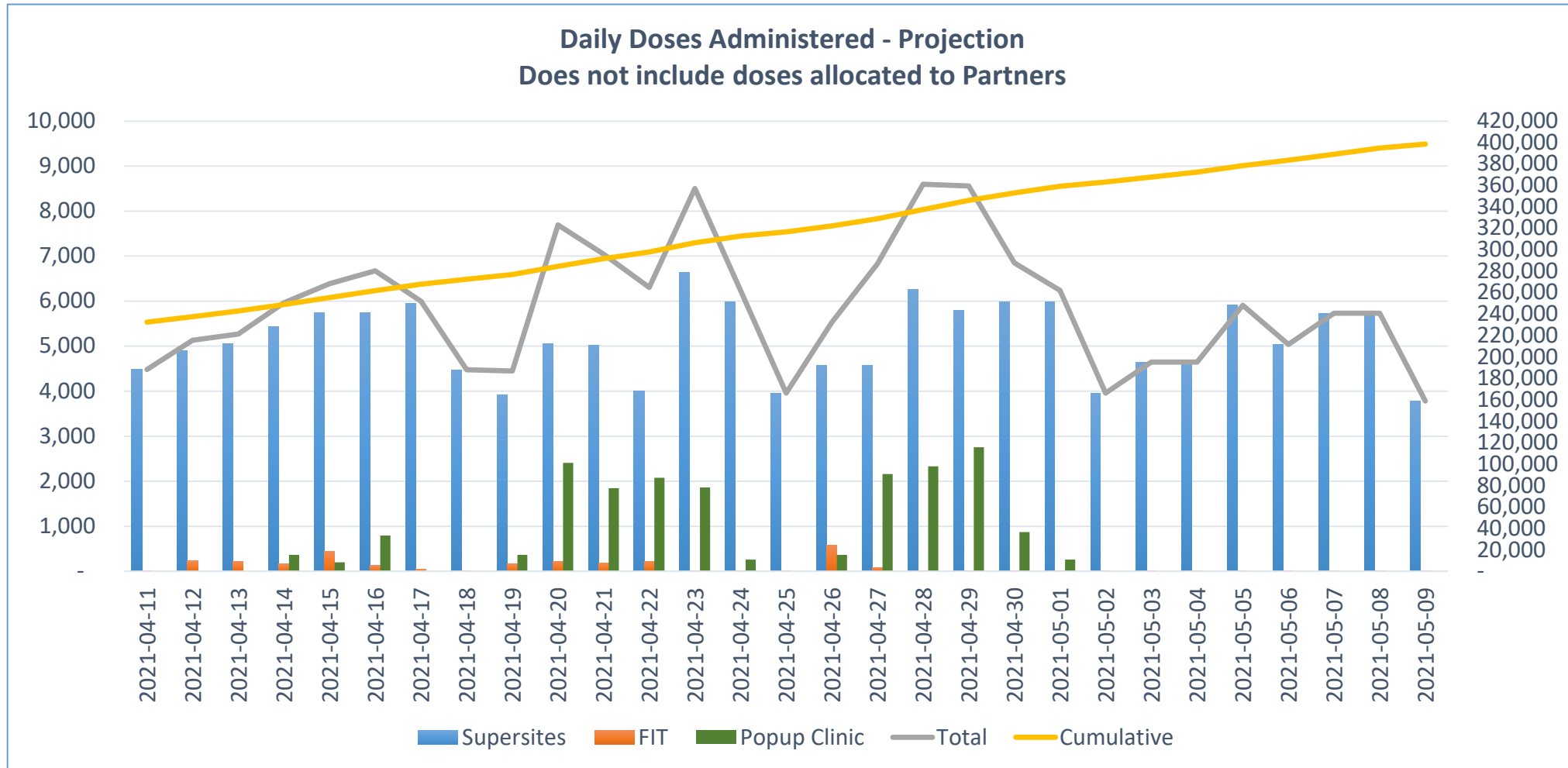
SUPERSITE INVENTORY MANAGEMENT

Projected for the next 30 days




Projections as of April 13. Each rise in doses represents a scheduled delivery.

DOSE ADMINISTRATION PROJECTION



DOSE INVENTORIES



299,821 Doses
Administered

96,554
Doses
Delivered

57,347
Doses Being
Administered

5

Data as of April 13

To First Nation partners,
medical clinics and pharmacies



DOSE INVENTORIES



All 57,347 doses are being administered in the next 10 days



**Administered by
April 15 – 12,729**

**Administered by
April 18 – 29,999**

**Administered by
April 21 – 49,787**

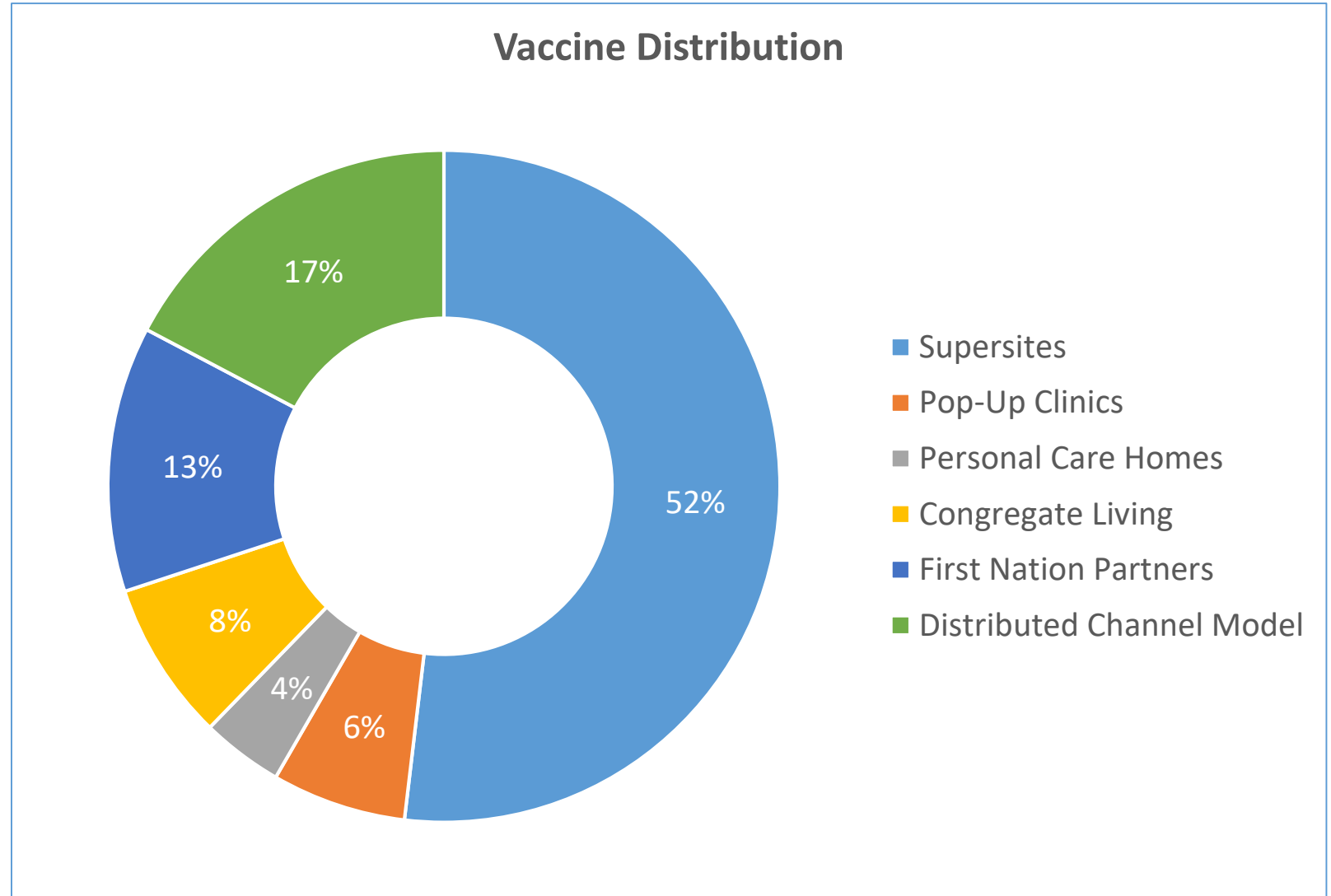
**Administered by
April 23 – 64,477***

* Additional shipments of vaccine this week will meet this demand

VACCINE DISTRIBUTION



Where Manitoba's Doses Have Gone



*Allocated data, not administered
As of April 12*

LOW-RANGE SCENARIO



Based on Pfizer, Moderna and AstraZeneca/Covishield vaccines.

70% uptake rate

Cohort	Population Cohort	Start	Finish	Duration	2021											
					Jan	Feb	Mar	Apr	May	Jun	Jul	Aug	Sep	Oct	Nov	Dec
1	Healthcare Workers	2020-12-16	2021-03-31	15.2w	[Yellow bar from Jan to Mar]											
2	Personal Care Home Residents	2021-01-11	2021-02-26	7w	[Yellow bar from Jan to Feb]											
3	Other congregate living settings	2021-02-19	2021-04-15	8w	[Yellow bar from Feb to Apr]											
4	FN general population 60+	2021-03-01	2021-03-15	2.2w	[Yellow bar in Mar]											
5	General population 80+	2021-03-01	2021-03-15	2.2w	[Yellow bar in Mar]											
6	FN general population 50-59	2021-03-10	2021-03-25	2.4w	[Yellow bar in Mar]											
7	General population 70-79	2021-03-10	2021-04-05	3.8w	[Yellow bar from Mar to Apr]											
8	FN general population 40-49	2021-04-01	2021-04-15	2.2w	[Yellow bar in Apr]											
9	General population 60-69	2021-04-01	2021-04-15	2.2w	[Yellow bar in Apr]											
10	FN general population 30-39	2021-04-15	2021-04-30	2.4w	[Yellow bar in Apr]											
11	General population 50-59	2021-04-15	2021-05-07	3.4w	[Yellow bar from Apr to May]											
12	FN general population 18-29	2021-05-03	2021-05-17	2.2w	[Yellow bar in May]											
13	General population 40-49	2021-05-03	2021-05-17	2.2w	[Yellow bar in May]											
14	General population 30-39	2021-05-17	2021-05-28	2w	[Yellow bar in May]											
15	General population 18-29	2021-05-25	2021-06-14	3w	[Yellow bar in May]											

Projected as of March 8 (no change)

HIGH-RANGE SCENARIO



Based on Pfizer, Moderna, AstraZeneca/Covishield, Janssen, and Novavax.

70% uptake rate

Cohort	Population Cohort	Start	Finish	Duration	2021											
					Jan	Feb	Mar	Apr	May	Jun	Jul	Aug	Sep	Oct	Nov	Dec
1	Healthcare Workers	2020-12-16	2021-03-31	15.2w	[Yellow bar spanning Jan to Mar]											
2	Personal Care Home Residents	2021-01-11	2021-02-26	7w	[Yellow bar spanning Jan to Feb]											
3	Other congregate living settings	2021-02-19	2021-04-15	8w	[Yellow bar spanning Feb to Apr]											
4	FN general population 60+	2021-03-01	2021-03-15	2.2w	[Yellow bar in Mar]											
5	General population 80+	2021-03-01	2021-03-15	2.2w	[Yellow bar in Mar]											
6	FN general population 50-59	2021-03-10	2021-03-25	2.4w	[Yellow bar in Mar]											
7	General population 70-79	2021-03-10	2021-04-05	3.8w	[Yellow bar spanning Mar to Apr]											
8	FN general population 40-49	2021-04-01	2021-04-15	2.2w	[Yellow bar in Apr]											
9	General population 60-69	2021-04-01	2021-04-15	2.2w	[Yellow bar in Apr]											
10	FN general population 30-39	2021-04-05	2021-04-20	2.4w	[Yellow bar in Apr]											
11	General population 50-59	2021-04-05	2021-04-20	2.4w	[Yellow bar in Apr]											
12	FN general population 18-29	2021-04-20	2021-05-04	2.2w	[Yellow bar in Apr]											
13	General population 40-49	2021-05-03	2021-05-17	2.2w	[Yellow bar in May]											
14	General population 30-39	2021-05-05	2021-05-18	2w	[Yellow bar in May]											
15	General population 18-29	2021-05-06	2021-05-21	2.4w	[Yellow bar in May]											

Projected as of March 8 (no change)

SUPERSITE UPDATES



	Doses Administered Last Week	Total Doses Administered To Date
Winnipeg	24,790	150,432
Brandon	2,842	20,051
Thompson	138	3,704
Selkirk	3,067	11,543
Morden	2,572	8,479

CAMPAIGN UPDATES



Next Supersite Planned

- Steinbach
 - 294 Lumber Ave.
 - opening in May, based on vaccine supply
 - 2nd location in Southern Health-Santé Sud
 - Will advise when open to appointments
- Additional supersites planned in other regions
 - Winnipeg – Leila (announced, May 7)
 - Each RHA will have 2 supersites
 - More details in the days ahead

CAMPAIGN UPDATES




More Immunizations, More Quickly

- Data / dashboard improvements show Manitobans a clearer picture
- Making some immediate adjustments:
 - Adjusting distributed model with medical clinics and pharmacies to send more doses where they're used more quickly
- Adjusting pop-up strategy to focus on faster immunizations, more immediate needs
- Shrinking the small margin of doses we carry over at supersites even further, based on more predictable Pfizer shipments

WEEKLY DOSE ADMINISTRATION PROJECTION



	Last Week Apr 5 – 11	This Week Apr 12 – 18	Next Week Apr 19 - 25
Supersites	34,326	37,302	34,566
Focused Immunization Teams	1,610	1,240	799
Pop-Up Clinic	7,344	1,355	8,824 
Total	43,280	39,897	44,189

WORKFORCE RECRUITMENT



CURRENT WORKFORCE



89
this week



3,401
STAFF

- 2,448 Immunizers
- 33 Clinic Managers
- 14 Clinical Leads
- 849 Navigators
- 57 Observers

As of April 13, 2021



COVID-19 VACCINATION IN MANITOBA QUESTIONS?