



COVID-19 VACCINATION IN MANITOBA

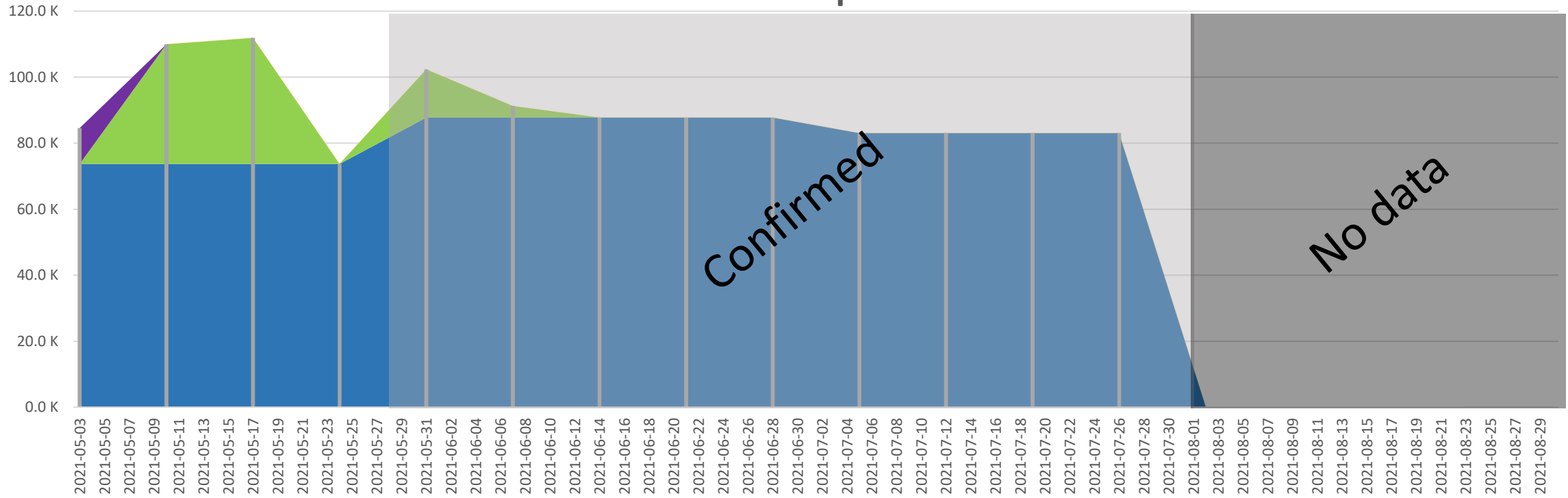
TECHNICAL BRIEFING

May 28, 2021

COVID-19 DOSE DELIVERY SCHEDULE



Vaccine Deliveries Expected



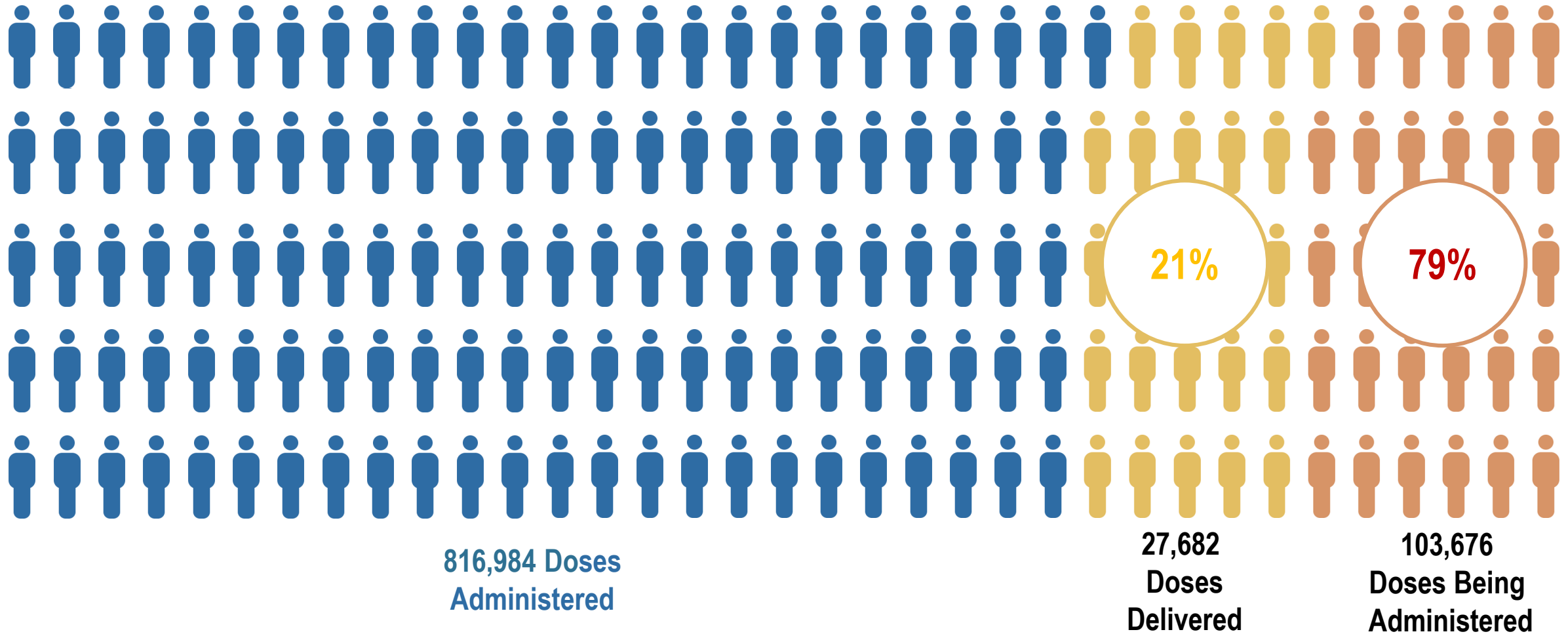
	2021-05-03	2021-05-10	2021-05-17	2021-05-24	2021-05-31	2021-06-07	2021-06-14	2021-06-21	2021-06-28	2021-07-05	2021-07-12	2021-07-19	2021-07-26	2021-08-02	2021-08-09	2021-08-16	2021-08-23	2021-08-30
Janssen	10.9 K	0.0 K	0.0 K	0.0 K	0.0 K	0.0 K	0.0 K	0.0 K	0.0 K	0.0 K	0.0 K	0.0 K	0.0 K	0.0 K	0.0 K	0.0 K	0.0 K	0.0 K
AstraZeneca/COVISHIELD	0.0 K	0.0 K	0.0 K	0.0 K	0.0 K	0.0 K	0.0 K	0.0 K	0.0 K	0.0 K	0.0 K	0.0 K	0.0 K	0.0 K	0.0 K	0.0 K	0.0 K	0.0 K
Moderna Doses	0.0 K	36.3 K	38.2 K	0.0 K	14.6 K	3.5 K	0.0 K	0.0 K	0.0 K	0.0 K	0.0 K	0.0 K	0.0 K	0.0 K	0.0 K	0.0 K	0.0 K	0.0 K
Pfizer Doses	73.7 K	73.7 K	73.7 K	73.7 K	87.8 K	87.8 K	87.8 K	87.8 K	87.8 K	83.1 K	83.1 K	83.1 K	83.1 K	0.0 K	0.0 K	0.0 K	0.0 K	0.0 K
Total	84.6 K	110.0 K	111.9 K	73.7 K	102.4 K	91.3 K	87.8 K	87.8 K	87.8 K	83.1 K	83.1 K	83.1 K	83.1 K	0.0 K	0.0 K	0.0 K	0.0 K	0.0 K

As of May 28, 2021.


Janssen shipment of 10,900 doses for the week of May 3rd is delayed, ETA is still pending.

AstraZeneca (COVAX) shipment of 23,800 doses for the week of May 17th is being held up on our behalf by Fed till early June.

DOSE INVENTORIES



3 Data as of May 27

To First Nation partners,  medical clinics and pharmacies



DOSE INVENTORIES



All 103,676 doses are being administered in the next 10 days



**Administered by
May 28 – 15,970**

**Administered by
May 30 – 33,147**

**Administered by
Jun 02 – 66,329**

**Administered by
Jun 06 – 110,470***

* Additional shipments of vaccine this week will meet this demand

DOSE ADMINISTRATION



Rank	Province	Eligible Population (18+) *	Doses Administered **	Doses Administered per 100K
1	MB	1,074,581	816,984	76,028
2	AB	3,445,146	2,615,747	75,926
3	SK	905,623	679,274	75,006
4	QC	6,972,707	5,202,132	74,607
5	ON	11,971,129	8,530,698	71,261
6	BC	4,273,972	3,032,811	70,960
7	NB	645,289	440,338	68,239
8	PEI	129,799	87,861	67,690
9	NS	813,389	542,196	66,659
10	NL	436,312	286,021	65,554
	Total	30,667,947	22,234,062	72,499

Population Data: StatsCan, Reference year 2020, age group 18+ for all other provinces. For Manitoba we are using the population base used in reports generated by PHIMS

** Doses Administered Data: <https://covid19tracker.ca/vaccinationtracker.html> Doses administered updated as of May 28, 08:50am. Manitoba data is most recent.

Statistics Canada population for Manitoba: 1,068,553

DOSE ADMINISTRATION



Rank	Province	Eligible Population (12+) *	Doses Administered **	Doses Administered per 100K
1	AB	3,761,130	2,615,747	69,547
2	MB	1,175,703	816,984	69,489
3	QC	7,489,220	5,202,132	69,462
4	SK	993,244	679,274	68,389
5	BC	4,577,078	3,032,811	66,261
6	ON	12,932,471	8,530,698	65,963
7	NB	693,386	440,338	63,505
8	PEI	140,601	87,861	62,490
9	NS	871,111	542,196	62,242
10	NL	467,776	286,021	61,145
	Total	33,101,720	22,234,062	67,169

Population Data: StatsCan, Reference year 2020, age group 12+ for all other provinces. For Manitoba we are using the population base used in reports generated by PHIMS

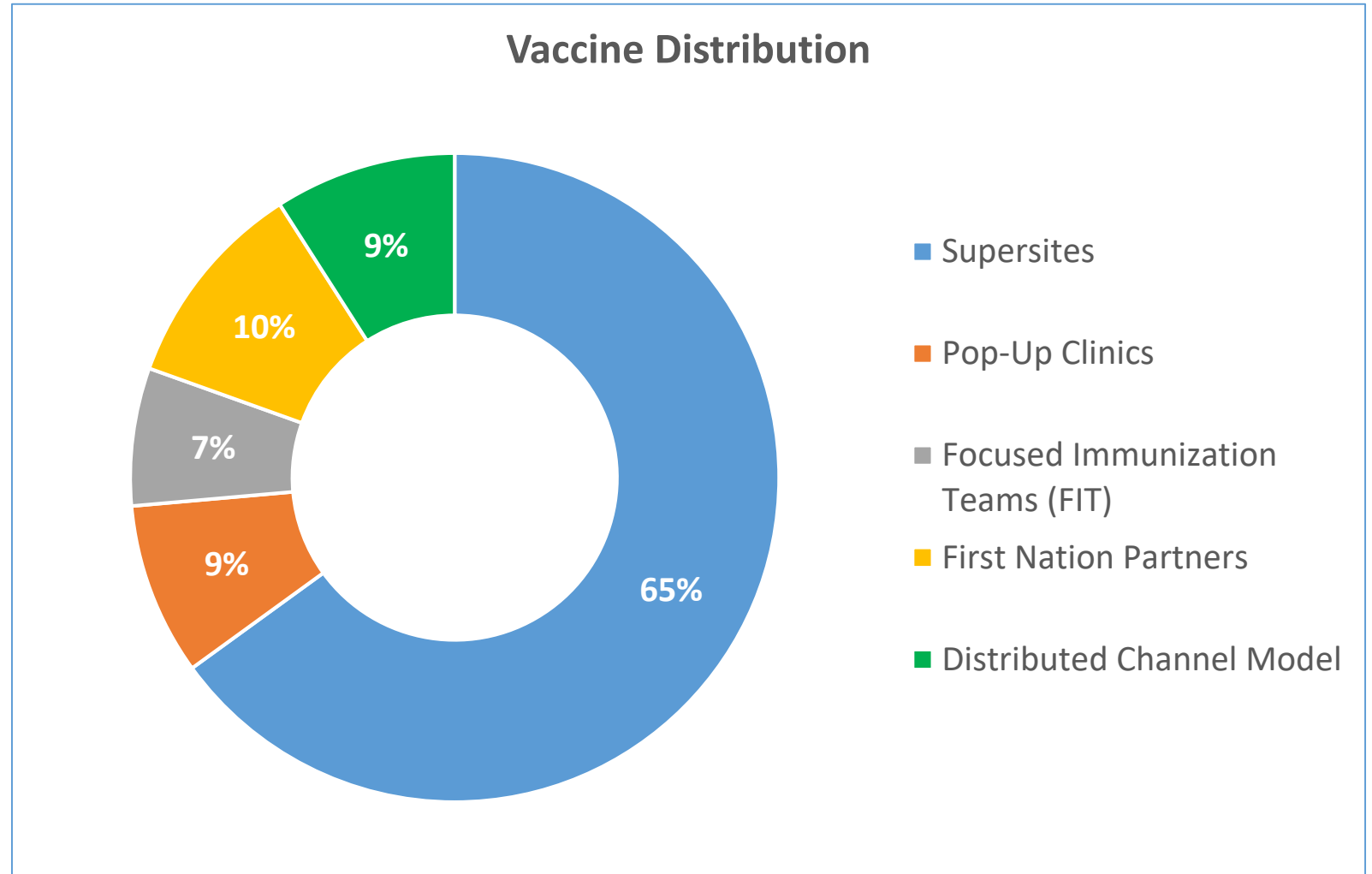
** Doses Administered Data: <https://covid19tracker.ca/vaccinationtracker.html> Doses administered updated as of May 28, 08:50am. Manitoba data is most recent.

Statistics Canada population for Manitoba: 1,168,942

VACCINE DISTRIBUTION



Where Manitoba's Doses Have Gone



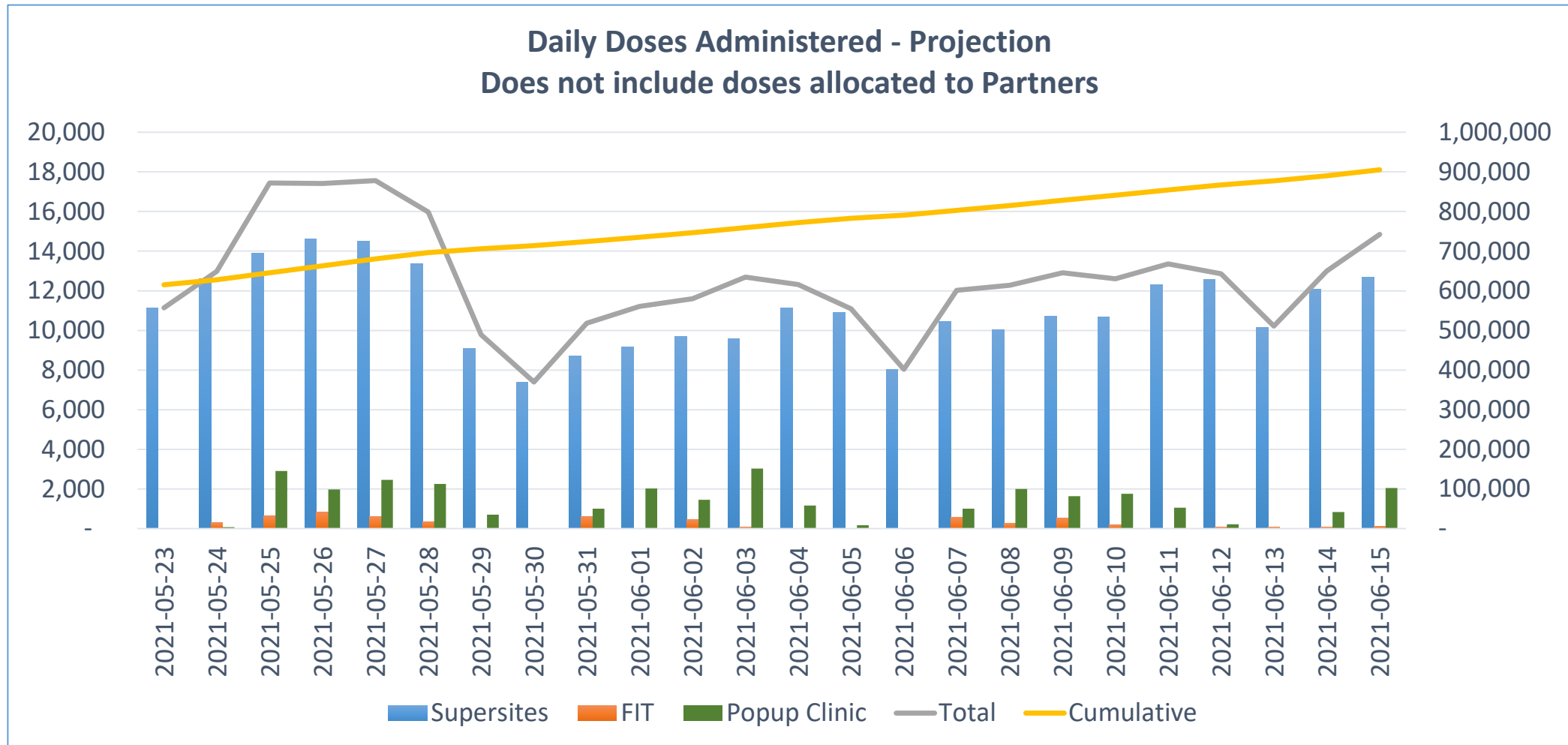
Allocated data, not administered
As of May 25

WEEKLY DOSE ADMINISTRATION PROJECTION



	Last Week May 17 – May 23	This Week May 24– May 30	Next Week May 31 – Jun 06
Supersites	74,697	85,423	67,307
Focused Immunization Teams	1,520	2,708	1,154
Pop-Up & Urban Indigenous Clinics	9,498	10,402	8,862
Total	85,715	98,533	77,323

DOSE ADMINISTRATION PROJECTION



IMMUNIZATION FORECAST SCENARIO



Target: 70% uptake rate (12+)

Prior to Supply Disruption:
Dose 1 : No later than June 9

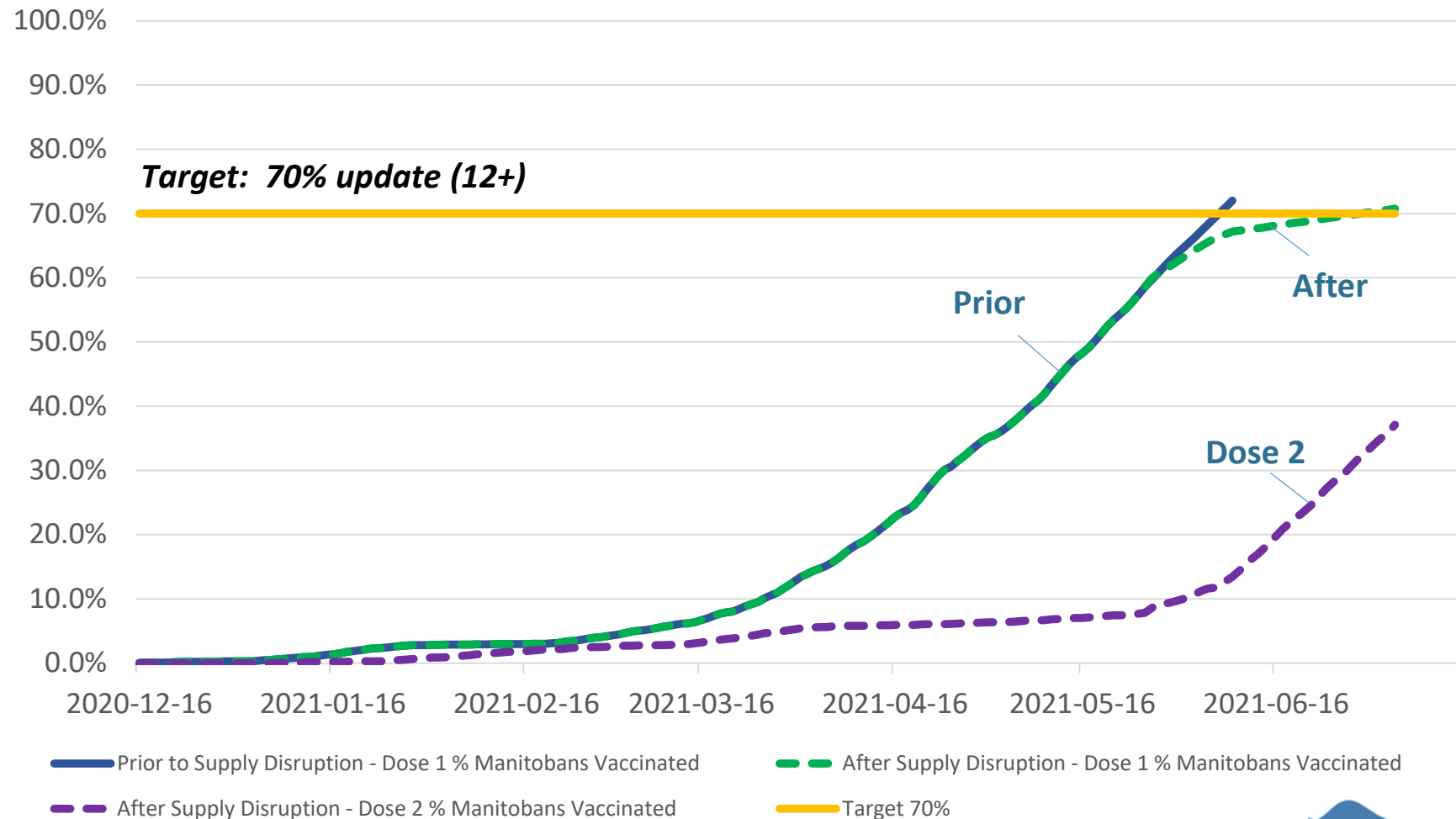
After to Supply Disruption:
Dose 1 : No later than June 30

* Assume 13% of planned appointment will be Dose 1 after June 9

* Planned appointment assume two Moderna shipments of over 75,000 doses will arrive Manitoba in June

10

IMMUNIZATION FORECAST



Projected as of May 27

IMMUNIZATION FORECAST SCENARIO



	18+	12+
Population	1,074,581	1,175,703
Current (May 26) %	62.70%	58.30%
Appointments to Jun 9	71,982	104,310
% Booked	6.7%	8.9%
Jun 9 Forecast	69.4%	67.2%
Target	70%	70%
Gap (people)	6,462	33,247



COVID-19 VACCINATION IN MANITOBA QUESTIONS?