



# COVID-19 VACCINATION IN MANITOBA

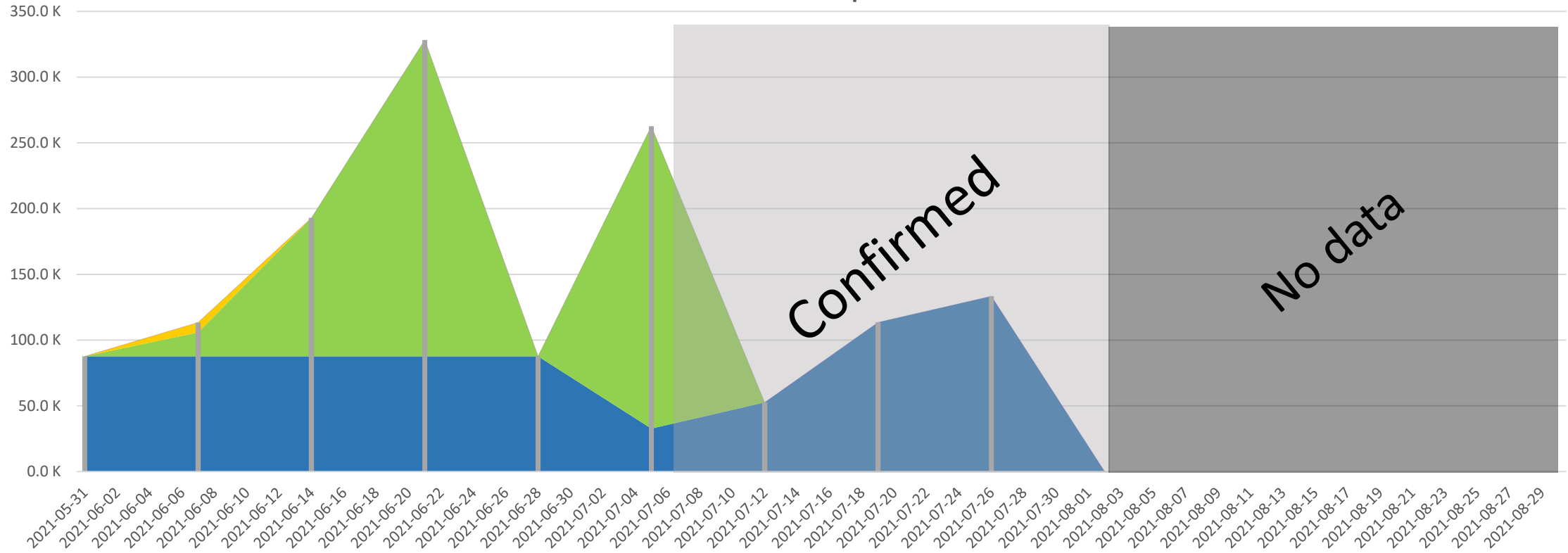
## TECHNICAL BRIEFING

July 7, 2021

# COVID-19 DOSE DELIVERY SCHEDULE



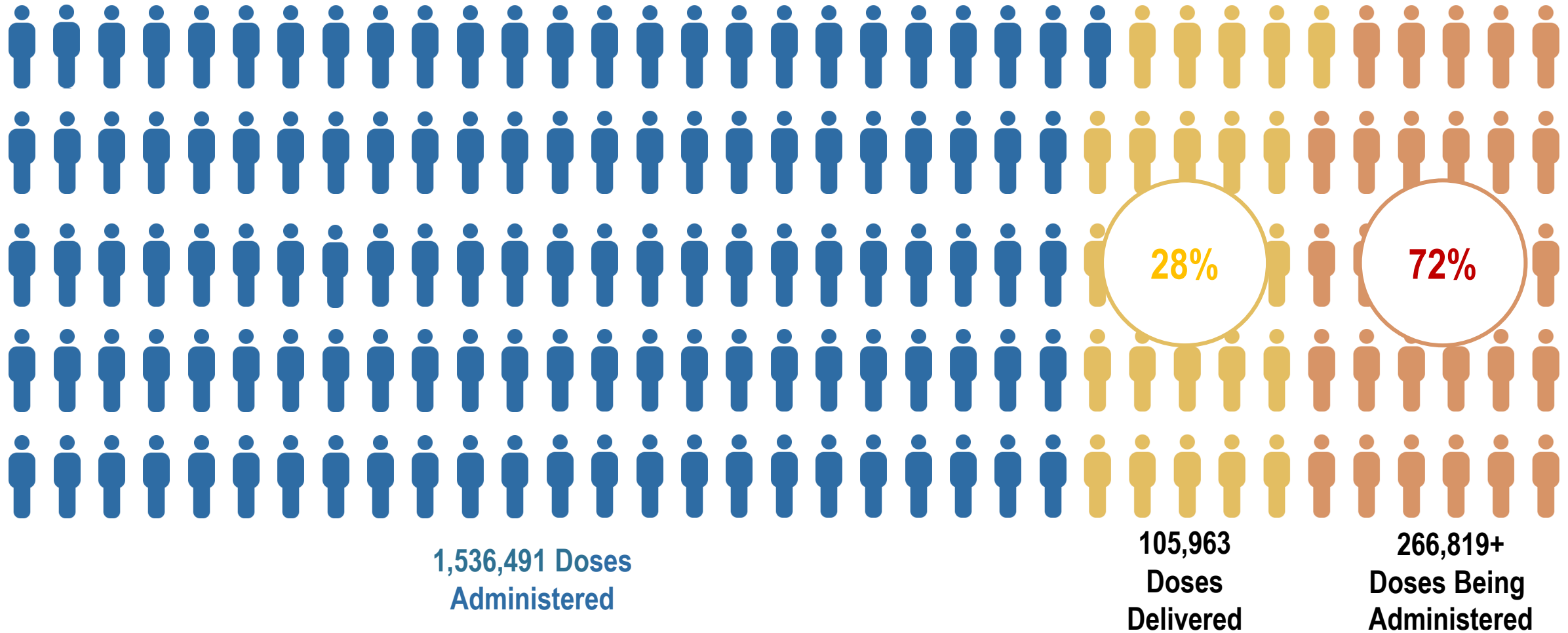
## Vaccine Deliveries Expected




	2021-05-31	2021-06-07	2021-06-14	2021-06-21	2021-06-28	2021-07-05	2021-07-12	2021-07-19	2021-07-26	2021-08-02	2021-08-09	2021-08-16	2021-08-23	2021-08-30
■ Janssen	0.0 K	0.0 K	0.0 K	0.0 K	0.0 K	0.0 K	0.0 K	0.0 K	0.0 K	0.0 K	0.0 K	0.0 K	0.0 K	0.0 K
■ AstraZeneca/COVISHIELD	0.0 K	7.5 K	0.0 K	0.0 K	0.0 K	0.0 K	0.0 K	0.0 K	0.0 K	0.0 K	0.0 K	0.0 K	0.0 K	0.0 K
■ Moderna Doses	0.0 K	18.1 K	105.3 K	240.5 K	0.0 K	230.0 K	0.0 K	0.0 K	0.0 K	0.0 K	0.0 K	0.0 K	0.0 K	0.0 K
■ Pfizer Doses	87.8 K	87.8 K	87.8 K	87.8 K	87.8 K	32.8 K	52.7 K	113.5 K	133.4 K	0.0 K	0.0 K	0.0 K	0.0 K	0.0 K
■ Total	87.8 K	113.4 K	193.0 K	328.3 K	87.8 K	262.8 K	52.7 K	113.5 K	133.4 K	0.0 K	0.0 K	0.0 K	0.0 K	0.0 K

As of July 6, 2021.

# DOSE INVENTORIES



3 Data as of July 06

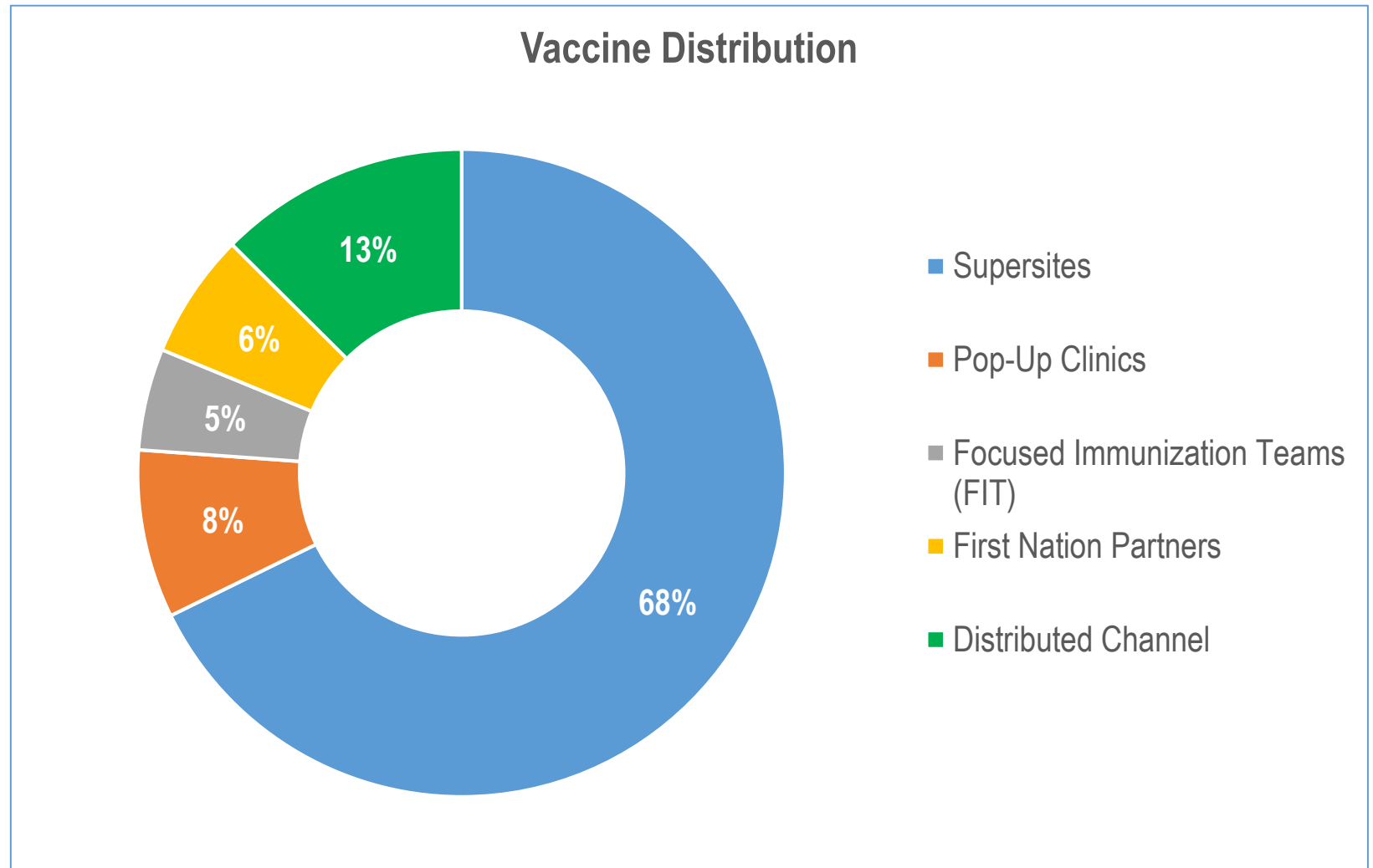
To First Nation partners,  medical clinics and pharmacies



# VACCINE DISTRIBUTION



## Where Manitoba's Doses Have Gone



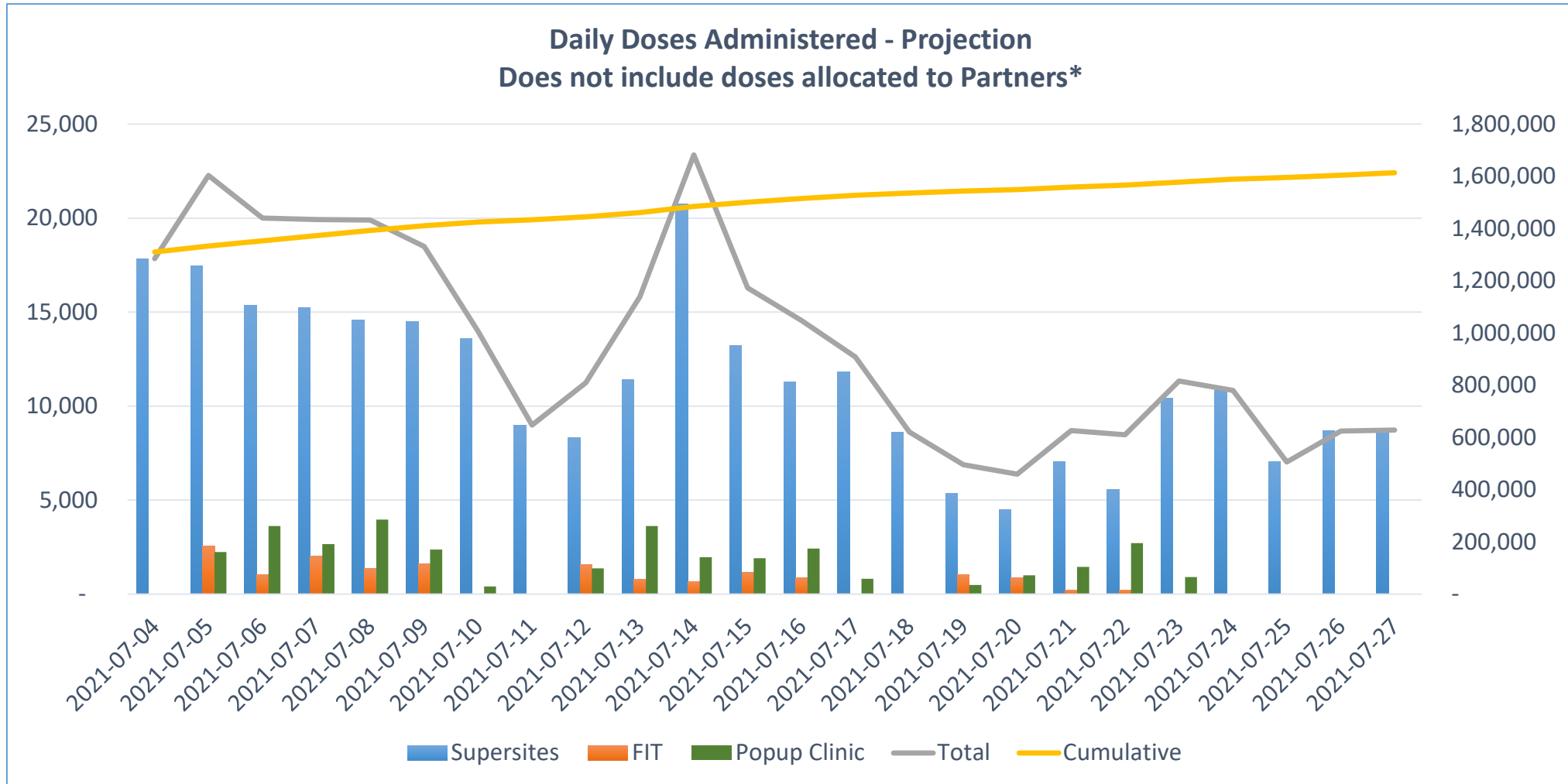
Allocated data, not administered  
As of Jul 06

# WEEKLY DOSE ADMINISTRATION PROJECTION



	Last Week Jun 28 – Jul 04	This Week Jul 05 – Jul 11	Next Week Jul 12 – Jul 18
Supersites	150,499	99,745+	85,425+
Focused Immunization Teams	9,704	8,568	5,004+
Pop-Up & Urban Indigenous Clinics	14,684	15,250	12,066+
Distributed Channel	44,380	22,010	30,022+
<b>Total</b>	<b>219,267</b>	<b>145,573+</b>	<b>132,497+</b>

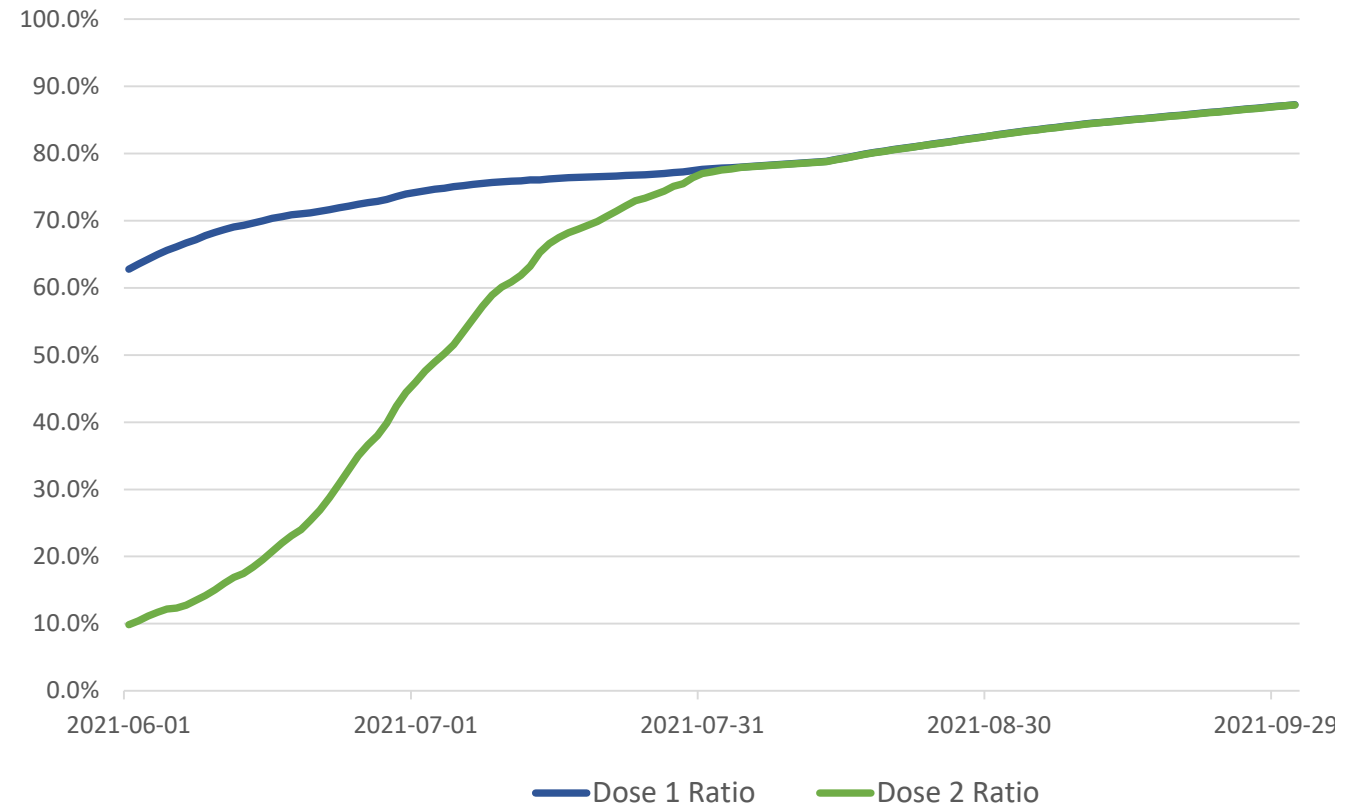
# DOSE ADMINISTRATION PROJECTION



# Three Holiday Milestones



<i>Holiday Milestones</i>	<i>Dose 1 Target</i>	<i>Dose 2 Target</i>	<i>Status</i>
Canada Day	70%	25%	Completed
Terry Fox Day	75%	50%	Completed
Labour Day	80%	75%	On track (Subject to demand changes)



Projected as of July 6



## CURRENT WORKFORCE



**4,364**  
STAFF

2,920	Immunizers
52	Clinic Managers
65	Clinical Leads
1,277	Navigators
50	Observers

As of July 6, 2021



