

Alternate formats available.

## TRADES COMPONENT YEAR 1 SALARY SCHEDULE

**Effective 2023 10 07 through 2024 03 22**

AIR MECHANIC	46,205	47,875	49,440	51,110	52,779	54,804	56,181	57,308
AME	1,771.20	1,835.20	1,895.20	1,959.20	2,023.20	2,100.80	2,153.60	2,196.80
	22.14	22.94	23.69	24.49	25.29	26.26	26.92	27.46
AIRPORT EQUIP OP 1	41,802	43,033	44,244	45,704	47,165	48,605	49,816	50,922
AQ1	1,602.40	1,649.60	1,696.00	1,752.00	1,808.00	1,863.20	1,909.60	1,952.00
	20.03	20.62	21.20	21.90	22.60	23.29	23.87	24.40
AIRPORT EQUIP OP 2	46,456	47,958	49,503	50,964	52,779	54,574	55,931	56,974
AQ2	1,780.80	1,838.40	1,897.60	1,953.60	2,023.20	2,092.00	2,144.00	2,184.00
	22.26	22.98	23.72	24.42	25.29	26.15	26.80	27.30
AIRPORT MANAGER 1	53,677	55,325	57,371	59,270	61,315	63,485	65,071	66,407
RM1	2,057.60	2,120.80	2,199.20	2,272.00	2,350.40	2,433.60	2,494.40	2,545.60
	25.72	26.51	27.49	28.40	29.38	30.42	31.18	31.82
AIRPORT MANAGER 2	60,230	62,358	64,550	66,950	69,454	72,000	73,795	75,214
RM2	2,308.80	2,390.40	2,474.40	2,566.40	2,662.40	2,760.00	2,828.80	2,883.20
	28.86	29.88	30.93	32.08	33.28	34.50	35.36	36.04
AIRPORT MANAGER 3	68,202	70,748	73,127	75,903	78,720	81,684	83,729	85,419
RM3	2,614.40	2,712.00	2,803.20	2,909.60	3,017.60	3,131.20	3,209.60	3,274.40
	32.68	33.90	35.04	36.37	37.72	39.14	40.12	40.93
AREA WORKS SPVR	56,369	58,226	60,251	62,525	64,737	66,365	67,680	
ARS	2,160.80	2,232.00	2,309.60	2,396.80	2,481.60	2,544.00	2,594.40	
	27.01	27.90	28.87	29.96	31.02	31.80	32.43	
ASST POWR ENG 1ST CL	61,231	63,256	65,614	67,972	70,310	72,814	74,630	76,132
A0E	2,347.20	2,424.80	2,515.20	2,605.60	2,695.20	2,791.20	2,860.80	2,918.40
	29.34	30.31	31.44	32.57	33.69	34.89	35.76	36.48


denotes 20 years


denotes 25 years

Alternate formats available.

**Effective 2023 10 07 through 2024 03 22**

ASST POWR ENG 2ND CL	54,824	56,682	58,685	60,731	62,817	65,030	66,658	67,993		
A2E	2,101.60	2,172.80	2,249.60	2,328.00	2,408.00	2,492.80	2,555.20	2,606.40		
	26.27	27.16	28.12	29.10	30.10	31.16	31.94	32.58		
ASST WORKS SPVR	49,920	51,777	53,343	55,764	57,517	58,957	60,042			
AWS	1,913.60	1,984.80	2,044.80	2,137.60	2,204.80	2,260.00	2,301.60			
	23.92	24.81	25.56	26.72	27.56	28.25	28.77			
AUTO EQUIP MECH	54,971	56,786	58,685	60,835	62,358	63,527				
AEM	2,107.20	2,176.80	2,249.60	2,332.00	2,390.40	2,435.20				
	26.34	27.21	28.12	29.15	29.88	30.44				
AUTO EQUIP MECH SRT	54,261	56,077	58,059	60,188	61,691	62,943				
AMS	2,080.00	2,149.60	2,225.60	2,307.20	2,364.80	2,412.80				
	26.00	26.87	27.82	28.84	29.56	30.16				
AVIONICS TECHNIC 1	55,951	58,059	60,125	62,358	64,571	66,950	68,932	71,144	72,918	74,421
AT1	2,144.80	2,225.60	2,304.80	2,390.40	2,475.20	2,566.40	2,642.40	2,727.20	2,795.20	2,852.80
	26.81	27.82	28.81	29.88	30.94	32.08	33.03	34.09	34.94	35.66
AVIONICS TECHNIC 2	69,517	72,209	75,026	77,948	81,058	84,230	86,797	89,343	91,576	93,433
AT2	2,664.80	2,768.00	2,876.00	2,988.00	3,107.20	3,228.80	3,327.20	3,424.80	3,510.40	3,581.60
	33.31	34.60	35.95	37.35	38.84	40.36	41.59	42.81	43.88	44.77
BOAT MATE	41,405	42,804	44,202	45,642	47,019	48,647	49,857	50,838		
BMT	1,587.20	1,640.80	1,694.40	1,749.60	1,802.40	1,864.80	1,911.20	1,948.80		
	19.84	20.51	21.18	21.87	22.53	23.31	23.89	24.36		
BUILDING SER WRKR 1	36,793	37,857	39,047	40,278	41,551	42,908	43,972	44,807		
BW1	1,410.40	1,451.20	1,496.80	1,544.00	1,592.80	1,644.80	1,685.60	1,717.60		
	17.63	18.14	18.71	19.30	19.91	20.56	21.07	21.47		
BUILDING SER WRKR 2	37,857	39,047	40,278	41,551	42,908	44,473	45,579	46,539		
BW2	1,451.20	1,496.80	1,544.00	1,592.80	1,644.80	1,704.80	1,747.20	1,784.00		
	18.14	18.71	19.30	19.91	20.56	21.31	21.84	22.30		


 denotes 20 years


 denotes 25 years

Alternate formats available.

**Effective 2023 10 07 through 2024 03 22**

BUILDING SER WRKR 3 BW3	39,652 1,520.00 19.00	40,988 1,571.20 19.64	42,219 1,618.40 20.23	43,617 1,672.00 20.90	45,057 1,727.20 21.59	46,685 1,789.60 22.37	47,854 1,834.40 22.93	48,856 1,872.80 23.41
CAMP COOK 1 CA1	38,379 1,471.20 18.39	39,464 1,512.80 18.91	41,051 1,573.60 19.67	42,073 1,612.80 20.16	42,887 1,644.00 20.55			
CAMP COOK 2 CA2	42,219 1,618.40 20.23	43,638 1,672.80 20.91	45,057 1,727.20 21.59	46,184 1,770.40 22.13	47,061 1,804.00 22.55			
CASUAL NURSERY WRKR CNW	31,930 1,224.00 15.30	31,930 1,224.00 15.30	32,724 1,254.40 15.68	32,724 1,254.40 15.68				
CH POWER ENG 1ST C1E	90,866 3,483.20 43.54	94,372 3,617.60 45.22	98,025 3,757.60 46.97	101,844 3,904.00 48.80	104,828 4,018.40 50.23	108,063 4,142.40 51.78	110,755 4,245.60 53.07	112,967 4,330.40 54.13
CH POWER ENG 2ND CL C2E	86,191 3,304.00 41.30	89,343 3,424.80 42.81	92,640 3,551.20 44.39	96,292 3,691.20 46.14	99,172 3,801.60 47.52	101,656 3,896.80 48.71	103,659 3,973.60 49.67	
CH POWER ENG 3RD CL C3E	68,786 2,636.80 32.96	71,249 2,731.20 34.14	73,878 2,832.00 35.40	76,758 2,942.40 36.78	78,678 3,016.00 37.70	80,285 3,077.60 38.47		
CONSTRUCTION SPVR 1 CU1	62,212 2,384.80 29.81	64,404 2,468.80 30.86	66,804 2,560.80 32.01	69,350 2,658.40 33.23	71,979 2,759.20 34.49	73,774 2,828.00 35.35	75,193 2,882.40 36.03	
CONSTRUCTION SPVR 2 CU2	68,807 2,637.60 32.97	71,249 2,731.20 34.14	74,066 2,839.20 35.49	76,925 2,948.80 36.86	79,868 3,061.60 38.27	81,871 3,138.40 39.23	83,520 3,201.60 40.02	


 denotes 20 years


 denotes 25 years

Alternate formats available.

**Effective 2023 10 07 through 2024 03 22**

CONSTRUCTION WKR LH CLH	45,496 1,744.00 21.80	47,019 1,802.40 22.53	48,480 1,858.40 23.23	49,691 1,904.80 23.81	50,692 1,943.20 24.29						
CONSTRUCTION WORKER CWR	42,637 1,634.40 20.43	44,097 1,690.40 21.13	45,558 1,746.40 21.83	47,019 1,802.40 22.53	48,188 1,847.20 23.09	49,211 1,886.40 23.58					
COOK 1 CK1	42,741 1,638.40 20.48	43,889 1,682.40 21.03	44,995 1,724.80 21.56	46,205 1,771.20 22.14	47,708 1,828.80 22.86	49,085 1,881.60 23.52	50,317 1,928.80 24.11	51,339 1,968.00 24.60			
COOK 2 CK2	47,270 1,812.00 22.65	48,438 1,856.80 23.21	49,691 1,904.80 23.81	51,047 1,956.80 24.46	52,424 2,009.60 25.12	53,864 2,064.80 25.81	55,221 2,116.80 26.46	56,327 2,159.20 26.99			
COOK 3 CK3	50,692 1,943.20 24.29	52,007 1,993.60 24.92	53,364 2,045.60 25.57	54,783 2,100.00 26.25	56,202 2,154.40 26.93	57,725 2,212.80 27.66	59,165 2,268.00 28.35	60,355 2,313.60 28.92			
DEP CH POWER ENG 1ST DOE	81,579 3,127.20 39.09	84,647 3,244.80 40.56	87,965 3,372.00 42.15	91,158 3,494.40 43.68	93,871 3,598.40 44.98	96,209 3,688.00 46.10	98,171 3,763.20 47.04				
DEP CH POWER ENG 2ND D2E	67,576 2,590.40 32.38	70,018 2,684.00 33.55	72,564 2,781.60 34.77	75,277 2,885.60 36.07	77,155 2,957.60 36.97	78,720 3,017.60 37.72					
DEP CH POWER ENG 3RD D3E	67,388 2,583.20 32.29	69,684 2,671.20 33.39	72,251 2,769.60 34.62	74,922 2,872.00 35.90	76,800 2,944.00 36.80	78,344 3,003.20 37.54					
FACILITY MANAGER 1 FM1	42,073 1,612.80 20.16	43,451 1,665.60 20.82	46,038 1,764.80 22.06	47,583 1,824.00 22.80	49,023 1,879.20 23.49	50,671 1,942.40 24.28	52,445 2,010.40 25.13	54,094 2,073.60 25.92	55,659 2,133.60 26.67	57,057 2,187.20 27.34	58,205 2,231.20 27.89


 denotes 20 years


 denotes 25 years

Alternate formats available.

**Effective 2023 10 07 through 2024 03 22**

FACILITY MANAGER 2	49,023	50,671	52,445	54,240	55,972	58,205	59,917	61,691	63,235	64,508	
FM2	1,879.20	1,942.40	2,010.40	2,079.20	2,145.60	2,231.20	2,296.80	2,364.80	2,424.00	2,472.80	
	23.49	24.28	25.13	25.99	26.82	27.89	28.71	29.56	30.30	30.91	
FACILITY MANAGER 3	55,972	58,205	60,856	63,485	65,885	68,369	70,310	72,522	74,338	75,840	
FM3	2,145.60	2,231.20	2,332.80	2,433.60	2,525.60	2,620.80	2,695.20	2,780.00	2,849.60	2,907.20	
	26.82	27.89	29.16	30.42	31.57	32.76	33.69	34.75	35.62	36.34	
FACILITY MANAGER 4	64,132	66,511	69,016	71,645	75,506	78,491	81,496	83,917	86,484	88,654	90,470
FM4	2,458.40	2,549.60	2,645.60	2,746.40	2,894.40	3,008.80	3,124.00	3,216.80	3,315.20	3,398.40	3,468.00
	30.73	31.87	33.07	34.33	36.18	37.61	39.05	40.21	41.44	42.48	43.35
FIRE RANGER 1	37,148	38,024	39,256	40,237	41,071						
FR1	1,424.00	1,457.60	1,504.80	1,542.40	1,574.40						
	17.80	18.22	18.81	19.28	19.68						
FIRE RANGER 2	40,884	42,094	43,701	44,786	45,684						
FR2	1,567.20	1,613.60	1,675.20	1,716.80	1,751.20						
	19.59	20.17	20.94	21.46	21.89						
FIRE RANGER 3	43,033	44,348	45,704	46,852	47,771						
FR3	1,649.60	1,700.00	1,752.00	1,796.00	1,831.20						
	20.62	21.25	21.90	22.45	22.89						
FIRE RANGER 4	45,704	47,457	48,918	50,150	51,172						
FR4	1,752.00	1,819.20	1,875.20	1,922.40	1,961.60						
	21.90	22.74	23.44	24.03	24.52						
FOOD SERVICES SPVR	49,440	51,110	52,779	54,804	56,703	58,852	60,334	61,544			
CK5	1,895.20	1,959.20	2,023.20	2,100.80	2,173.60	2,256.00	2,312.80	2,359.20			
	23.69	24.49	25.29	26.26	27.17	28.20	28.91	29.49			
GARAGE WORKS SPVR	62,129	64,424	66,741	69,329	71,812	73,607	75,068				
GWS	2,381.60	2,469.60	2,558.40	2,657.60	2,752.80	2,821.60	2,877.60				
	29.77	30.87	31.98	33.22	34.41	35.27	35.97				


 denotes 20 years


 denotes 25 years

Alternate formats available.

**Effective 2023 10 07 through 2024 03 22**

GARDENER 1	41,405	42,804	44,202	45,642	47,019	48,647	49,857	50,838
GR1	1,587.20	1,640.80	1,694.40	1,749.60	1,802.40	1,864.80	1,911.20	1,948.80
	19.84	20.51	21.18	21.87	22.53	23.31	23.89	24.36
GARDENER 2	42,804	44,202	45,642	47,019	48,647	50,337	51,590	52,633
GR2	1,640.80	1,694.40	1,749.60	1,802.40	1,864.80	1,929.60	1,977.60	2,017.60
	20.51	21.18	21.87	22.53	23.31	24.12	24.72	25.22
GARDENER 3	45,642	47,019	48,647	50,337	52,070	53,844	55,200	56,306
GR3	1,749.60	1,802.40	1,864.80	1,929.60	1,996.00	2,064.00	2,116.00	2,158.40
	21.87	22.53	23.31	24.12	24.95	25.80	26.45	26.98
GARDENER 4	56,703	58,852	60,960	63,214	65,739	68,035	69,746	71,124
GR4	2,173.60	2,256.00	2,336.80	2,423.20	2,520.00	2,608.00	2,673.60	2,726.40
	27.17	28.20	29.21	30.29	31.50	32.60	33.42	34.08
HATCHERY ASSISTANT	39,047	40,278	41,447	42,491	43,304			
HA	1,496.80	1,544.00	1,588.80	1,628.80	1,660.00			
	18.71	19.30	19.86	20.36	20.75			
HATCHERY HELPER	37,857	39,047	40,028	40,800				
HH	1,451.20	1,496.80	1,534.40	1,564.00				
	18.14	18.71	19.18	19.55				
HIGHWYS EQUIP PAINT	42,804	44,202	45,642	47,019	48,647	50,337	51,590	52,633
HEP	1,640.80	1,694.40	1,749.60	1,802.40	1,864.80	1,929.60	1,977.60	2,017.60
	20.51	21.18	21.87	22.53	23.31	24.12	24.72	25.22
LABOURER/MAINT WRKR 1	38,880	40,111	41,635	42,678	43,534			
LAB/MW1	1,490.40	1,537.60	1,596.00	1,636.00	1,668.80			
	18.63	19.22	19.95	20.45	20.86			
MACHINIST	59,562	61,565	63,694	66,073	68,098	70,059	71,812	73,211
MC	2,283.20	2,360.00	2,441.60	2,532.80	2,610.40	2,685.60	2,752.80	2,806.40
	28.54	29.50	30.52	31.66	32.63	33.57	34.41	35.08


 denotes 20 years


 denotes 25 years

Alternate formats available.

**Effective 2023 10 07 through 2024 03 22**

MACHINIST SRT	61,565	63,694	66,073	68,473	70,602	72,689	74,504	75,944
SMC	2,360.00	2,441.60	2,532.80	2,624.80	2,706.40	2,786.40	2,856.00	2,911.20
	29.50	30.52	31.66	32.81	33.83	34.83	35.70	36.39
MAINT ASSISTANT	44,244	45,621	47,061	48,584	50,233	51,986	53,280	54,344
MAN	1,696.00	1,748.80	1,804.00	1,862.40	1,925.60	1,992.80	2,042.40	2,083.20
	21.20	21.86	22.55	23.28	24.07	24.91	25.53	26.04
MAINT TRADES 1 SRT	55,430	57,496	59,395	61,440	63,339	64,925	66,219	
SM1	2,124.80	2,204.00	2,276.80	2,355.20	2,428.00	2,488.80	2,538.40	
	26.56	27.55	28.46	29.44	30.35	31.11	31.73	
MAINT TRADES 2 SRT	59,395	61,440	63,694	66,031	68,077	69,788	71,165	
SM2	2,276.80	2,355.20	2,441.60	2,531.20	2,609.60	2,675.20	2,728.00	
	28.46	29.44	30.52	31.64	32.62	33.44	34.10	
MAINT TRADES 3 SRT	66,031	68,473	71,186	73,649	75,944	78,136	80,098	81,725
SM3	2,531.20	2,624.80	2,728.80	2,823.20	2,911.20	2,995.20	3,070.40	3,132.80
	31.64	32.81	34.11	35.29	36.39	37.44	38.38	39.16
MAINT TRADESPERSN 1	53,614	55,430	57,496	59,395	61,211	62,734	63,965	
MM1	2,055.20	2,124.80	2,204.00	2,276.80	2,346.40	2,404.80	2,452.00	
	25.69	26.56	27.55	28.46	29.33	30.06	30.65	
MAINT TRADESPERSN 2	57,496	59,395	61,440	63,694	65,739	67,388	68,640	
MM2	2,204.00	2,276.80	2,355.20	2,441.60	2,520.00	2,583.20	2,631.20	
	27.55	28.46	29.44	30.52	31.50	32.29	32.89	
MAINT TRADESPERSN 3	64,988	67,325	69,871	72,626	74,755	77,009	78,929	80,515
MM3	2,491.20	2,580.80	2,678.40	2,784.00	2,865.60	2,952.00	3,025.60	3,086.40
	31.14	32.26	33.48	34.80	35.82	36.90	37.82	38.58
MECH EQ MECH 2 SRT	61,565	63,694	66,073	68,473	70,602	72,689	74,504	75,944
M2S	2,360.00	2,441.60	2,532.80	2,624.80	2,706.40	2,786.40	2,856.00	2,911.20
	29.50	30.52	31.66	32.81	33.83	34.83	35.70	36.39


 denotes 20 years


 denotes 25 years

Alternate formats available.

**Effective 2023 10 07 through 2024 03 22**

MECH EQUIP MECH 1	51,924	53,614	55,492	57,350	59,061	60,793	62,317	63,506
ME1	1,990.40	2,055.20	2,127.20	2,198.40	2,264.00	2,330.40	2,388.80	2,434.40
	24.88	25.69	26.59	27.48	28.30	29.13	29.86	30.43
MECH EQUIP MECH 2	59,562	61,565	63,694	66,073	68,098	70,059	71,812	73,211
ME2	2,283.20	2,360.00	2,441.60	2,532.80	2,610.40	2,685.60	2,752.80	2,806.40
	28.54	29.50	30.52	31.66	32.63	33.57	34.41	35.08
MECH SUPERVISOR	61,962	64,132	66,511	68,995	71,645	74,317	76,174	77,677
MSR	2,375.20	2,458.40	2,549.60	2,644.80	2,746.40	2,848.80	2,920.00	2,977.60
	29.69	30.73	31.87	33.06	34.33	35.61	36.50	37.22
MECHANIC 1	48,104	49,607	51,214	53,051	54,804	56,181	57,308	
MH1	1,844.00	1,901.60	1,963.20	2,033.60	2,100.80	2,153.60	2,196.80	
	23.05	23.77	24.54	25.42	26.26	26.92	27.46	
MECHANIC 2	50,379	52,111	53,885	55,889	57,725	59,165	60,355	
MH2	1,931.20	1,997.60	2,065.60	2,142.40	2,212.80	2,268.00	2,313.60	
	24.14	24.97	25.82	26.78	27.66	28.35	28.92	
MOBILE SUPPORT SPVR	43,430	44,807	46,205	47,875	49,440	51,110	52,383	53,447
MPS	1,664.80	1,717.60	1,771.20	1,835.20	1,895.20	1,959.20	2,008.00	2,048.80
	20.81	21.47	22.14	22.94	23.69	24.49	25.10	25.61
OPERATOR 1/MAINT WRKR 2	42,073	43,012	44,097	44,932				
OR1/MW2	1,612.80	1,648.80	1,690.40	1,722.40				
	20.16	20.61	21.13	21.53				
OPERATOR 2/MAINT WRKR 2	44,369	45,329	46,456	47,270				
OR2/MW2	1,700.80	1,737.60	1,780.80	1,812.00				
	21.26	21.72	22.26	22.65				
OPERATOR 3/MAINT WRKR 3	47,541	48,459	49,670	50,671				
OR3/MW3	1,822.40	1,857.60	1,904.00	1,942.40				
	22.78	23.22	23.80	24.28				

 denotes 20 years


 denotes 25 years




Alternate formats available.

**Effective 2023 10 07 through 2024 03 22**

OPERATOR 4/MAINT WRKR 3 OR4/MW3	49,273 1,888.80 23.61	50,254 1,926.40 24.08	51,506 1,974.40 24.68	52,508 2,012.80 25.16				
OPERATOR 5 OR5	51,172 1,961.60 24.52	52,237 2,002.40 25.03	53,551 2,052.80 25.66	54,595 2,092.80 26.16				
PARK ATTENDANT 1 KA1	33,809 1,296.00 16.20	34,748 1,332.00 16.65	35,896 1,376.00 17.20	36,710 1,407.20 17.59	37,899 1,452.80 18.16	38,838 1,488.80 18.61	39,631 1,519.20 18.99	
PARK ATTENDANT 2 KA2	35,896 1,376.00 17.20	36,710 1,407.20 17.59	37,899 1,452.80 18.16	39,047 1,496.80 18.71	40,216 1,541.60 19.27	41,217 1,580.00 19.75	42,052 1,612.00 20.15	
PARK ATTENDANT 3 KA3	39,047 1,496.80 18.71	40,216 1,541.60 19.27	41,468 1,589.60 19.87	42,866 1,643.20 20.54	44,139 1,692.00 21.15	45,245 1,734.40 21.68	46,184 1,770.40 22.13	
PARK ATTENDANT 4 KA4	41,468 1,589.60 19.87	42,866 1,643.20 20.54	44,139 1,692.00 21.15	45,809 1,756.00 21.95	47,270 1,812.00 22.65	48,459 1,857.60 23.22	49,440 1,895.20 23.69	
PARK WORKS SPVR 1 PK1	44,223 1,695.20 21.19	45,684 1,751.20 21.89	47,103 1,805.60 22.57	48,647 1,864.80 23.31	50,296 1,928.00 24.10	52,028 1,994.40 24.93	53,322 2,044.00 25.55	54,386 2,084.80 26.06
PARK WORKS SPVR 2 PK2	45,684 1,751.20 21.89	47,103 1,805.60 22.57	48,647 1,864.80 23.31	50,296 1,928.00 24.10	52,028 1,994.40 24.93	53,802 2,062.40 25.78	55,137 2,113.60 26.42	56,264 2,156.80 26.96
PARK WORKS SPVR 3 PK3	48,522 1,860.00 23.25	50,108 1,920.80 24.01	51,777 1,984.80 24.81	53,593 2,054.40 25.68	55,409 2,124.00 26.55	57,412 2,200.80 27.51	58,852 2,256.00 28.20	60,000 2,300.00 28.75


 denotes 20 years


 denotes 25 years

Alternate formats available.

**Effective 2023 10 07 through 2024 03 22**

POWER ENG 1ST CL PL O1E	78,845 3,022.40 37.78	81,558 3,126.40 39.08	84,605 3,243.20 40.54	87,944 3,371.20 42.14	90,491 3,468.80 43.36	92,745 3,555.20 44.44	94,644 3,628.00 45.35	
POWER ENG 2ND CL PL O2E	69,892 2,679.20 33.49	72,480 2,778.40 34.73	75,068 2,877.60 35.97	77,885 2,985.60 37.32	79,826 3,060.00 38.25	81,433 3,121.60 39.02		
POWER ENG 3RD CL PL O3E	60,397 2,315.20 28.94	62,504 2,396.00 29.95	64,612 2,476.80 30.96	67,054 2,570.40 32.13	68,724 2,634.40 32.93	70,101 2,687.20 33.59		
POWER ENG 5TH CL O5E	47,833 1,833.60 22.92	49,419 1,894.40 23.68	50,880 1,950.40 24.38	52,633 2,017.60 25.22	53,948 2,068.00 25.85	55,033 2,109.60 26.37		
PROJECT WORKS SPVR PWS	50,817 1,948.00 24.35	52,675 2,019.20 25.24	54,699 2,096.80 26.21	56,452 2,164.00 27.05	57,871 2,218.40 27.73	59,040 2,263.20 28.29		
RADIO TECHNICIAN 1 RT1	46,205 1,771.20 22.14	47,875 1,835.20 22.94	49,440 1,895.20 23.69	51,110 1,959.20 24.49	52,779 2,023.20 25.29	54,804 2,100.80 26.26	56,181 2,153.60 26.92	57,308 2,196.80 27.46
RADIO TECHNICIAN 2 RT2	52,070 1,996.00 24.95	53,844 2,064.00 25.80	55,659 2,133.60 26.67	57,809 2,216.00 27.70	59,854 2,294.40 28.68	62,108 2,380.80 29.76	63,652 2,440.00 30.50	64,904 2,488.00 31.10
RADIO TECHNICIAN 3 RT3	54,804 2,100.80 26.26	56,703 2,173.60 27.17	58,852 2,256.00 28.20	60,960 2,336.80 29.21	63,214 2,423.20 30.29	65,739 2,520.00 31.50	67,388 2,583.20 32.29	68,640 2,631.20 32.89
SECURITY OFFICER 1 BG	40,842 1,565.60 19.57	42,052 1,612.00 20.15	43,346 1,661.60 20.77	44,724 1,714.40 21.43	46,164 1,769.60 22.12	47,562 1,823.20 22.79	48,751 1,868.80 23.36	49,711 1,905.60 23.82


 denotes 20 years


 denotes 25 years

Alternate formats available.

**Effective 2023 10 07 through 2024 03 22**

SECURITY OFFICER 2 HGG	43,805 1,679.20 20.99	45,183 1,732.00 21.65	46,664 1,788.80 22.36	48,146 1,845.60 23.07	49,691 1,904.80 23.81	51,318 1,967.20 24.59	52,591 2,016.00 25.20	<b>53,635</b> 2,056.00 25.70
SERVICE WORKER 1 SK1	36,730 1,408.00 17.60	37,711 1,445.60 18.07	38,776 1,486.40 18.58	39,840 1,527.20 19.09	40,925 1,568.80 19.61	41,948 1,608.00 20.10	<b>42,741</b> 1,638.40 20.48	
SERVICE WORKER 2 SK2	42,491 1,628.80 20.36	43,638 1,672.80 20.91	44,765 1,716.00 21.45	46,080 1,766.40 22.08	47,353 1,815.20 22.69	48,626 1,864.00 23.30	49,837 1,910.40 23.88	<b>50,817</b> 1,948.00 24.35
SERVICE WORKER 3 SK3	44,494 1,705.60 21.32	45,579 1,747.20 21.84	47,082 1,804.80 22.56	48,501 1,859.20 23.24	50,004 1,916.80 23.96	51,506 1,974.40 24.68	52,800 2,024.00 25.30	<b>53,864</b> 2,064.80 25.81
SERVICE WORKER 4 SK4	46,435 1,780.00 22.25	47,833 1,833.60 22.92	49,398 1,893.60 23.67	50,922 1,952.00 24.40	52,675 2,019.20 25.24	54,491 2,088.80 26.11	55,847 2,140.80 26.76	<b>56,932</b> 2,182.40 27.28
SIGNALS TECH 1 SG1	68,098 2,610.40 32.63	70,518 2,703.20 33.79	73,127 2,803.20 35.04	76,070 2,916.00 36.45	77,969 2,988.80 37.36	<b>79,534</b> 3,048.80 38.11		
SIGNALS TECH 2 SG2	70,518 2,703.20 33.79	73,127 2,803.20 35.04	76,070 2,916.00 36.45	78,741 3,018.40 37.73	80,703 3,093.60 38.67	<b>82,310</b> 3,155.20 39.44		
SPVRING MECHANIC SVM	52,779 2,023.20 25.29	54,804 2,100.80 26.26	56,703 2,173.60 27.17	58,852 2,256.00 28.20	60,334 2,312.80 28.91	<b>61,544</b> 2,359.20 29.49		
TRADES HELPER TRH	40,571 1,555.20 19.44	41,906 1,606.40 20.08	43,284 1,659.20 20.74	44,619 1,710.40 21.38	46,038 1,764.80 22.06	47,562 1,823.20 22.79	48,751 1,868.80 23.36	<b>49,691</b> 1,904.80 23.81


 denotes 20 years


 denotes 25 years

Alternate formats available.

Effective 2023 10 07 through 2024 03 22

TRADES HELPER LH	41,906	43,284	44,619	46,038	47,562	49,294	50,525	51,527
TRL	1,606.40	1,659.20	1,710.40	1,764.80	1,823.20	1,889.60	1,936.80	1,975.20
	20.08	20.74	21.38	22.06	22.79	23.62	24.21	24.69
WELDER	59,562	61,565	63,694	66,073	68,098	70,059	71,812	73,211
WL	2,283.20	2,360.00	2,441.60	2,532.80	2,610.40	2,685.60	2,752.80	2,806.40
	28.54	29.50	30.52	31.66	32.63	33.57	34.41	35.08
WELDER SRT	58,811	60,877	63,110	65,426	67,388	69,412	71,144	72,564
SWL	2,254.40	2,333.60	2,419.20	2,508.00	2,583.20	2,660.80	2,727.20	2,781.60
	28.18	29.17	30.24	31.35	32.29	33.26	34.09	34.77
WORKS SPVR	52,278	54,157	56,327	58,435	59,896	61,085		
WKS	2,004.00	2,076.00	2,159.20	2,240.00	2,296.00	2,341.60		
	25.05	25.95	26.99	28.00	28.70	29.27		
WORKS SUPT 1	50,337	52,070	53,844	55,659	57,809	59,854	61,357	62,588
WT1	1,929.60	1,996.00	2,064.00	2,133.60	2,216.00	2,294.40	2,352.00	2,399.20
	24.12	24.95	25.80	26.67	27.70	28.68	29.40	29.99
WORKS SUPT 2	53,844	55,659	57,809	59,854	62,108	64,424	66,031	67,409
WT2	2,064.00	2,133.60	2,216.00	2,294.40	2,380.80	2,469.60	2,531.20	2,584.00
	25.80	26.67	27.70	28.68	29.76	30.87	31.64	32.30
WR SUPERVISOR	54,720	56,557	58,518	60,731	62,859	64,424	65,718	
WRS	2,097.60	2,168.00	2,243.20	2,328.00	2,409.60	2,469.60	2,519.20	
	26.22	27.10	28.04	29.10	30.12	30.87	31.49	

 denotes 20 years

 denotes 25 years