

SOCIAL SCIENCES COMPONENT YEAR 4 SALARY SCHEDULE

Effective 2026 03 21 through 2027 03 19

AGENCY REL COORD 1	79,889	82,915	86,168	89,516	92,958	96,892	100,939	103,455	105,592	107,691
AD1	3,062.40	3,178.40	3,303.10	3,431.43	3,563.38	3,714.18	3,869.33	3,965.75	4,047.68	4,128.15
	42.24	43.84	45.56	47.33	49.15	51.23	53.37	54.70	55.83	56.94
AGENCY REL COORD 2	86,168	89,516	92,958	96,892	100,939	105,195	109,734	112,476	114,689	116,977
AD2	3,303.10	3,431.43	3,563.38	3,714.18	3,869.33	4,032.45	4,206.45	4,311.58	4,396.40	4,484.13
	45.56	47.33	49.15	51.23	53.37	55.62	58.02	59.47	60.64	61.85
CH PHOTOGRAPHER	60,749	63,000	65,326	67,690	70,300	72,834	74,669	76,182	77,714	
CPO	2,328.70	2,414.98	2,504.15	2,594.78	2,694.83	2,791.98	2,862.30	2,920.30	2,979.03	
	32.12	33.31	34.54	35.79	37.17	38.51	39.48	40.28	41.09	
SPIRITUAL CARE PROVIDER	70,149	73,156	75,898	78,735	81,724	85,014	88,286	90,480	92,315	94,168
CHN	2,689.03	2,804.30	2,909.43	3,018.18	3,132.73	3,258.88	3,384.30	3,468.40	3,538.73	3,609.78
	37.09	38.68	40.13	41.63	43.21	44.95	46.68	47.84	48.81	49.79
COMM CORR WORKER	57,099	59,124	61,148	63,297	65,468	67,805	69,475	70,852	72,271	
CWC	2,188.80	2,266.40	2,344.00	2,426.40	2,509.60	2,599.20	2,663.20	2,716.00	2,770.40	
	27.36	28.33	29.30	30.33	31.37	32.49	33.29	33.95	34.63	
CON VISUAL/HEAR ED 1	72,134	74,877	77,714	80,608	83,482	86,811	88,967	90,783	92,617	
VH1	2,765.15	2,870.28	2,979.03	3,089.95	3,200.15	3,327.75	3,410.40	3,480.00	3,550.33	
	38.14	39.59	41.09	42.62	44.14	45.90	47.04	48.00	48.97	
CON VISUAL/HEAR ED 2	82,083	85,109	88,173	91,445	95,095	98,783	102,547	105,119	107,161	109,299
VH2	3,146.50	3,262.50	3,379.95	3,505.38	3,645.30	3,786.68	3,930.95	4,029.55	4,107.85	4,189.78
	43.40	45.00	46.62	48.35	50.28	52.23	54.22	55.58	56.66	57.79
CON VISUAL/HEAR ED 3	85,166	88,759	92,220	95,587	99,218	103,190	107,181	109,866	112,079	114,330
VH3	3,264.68	3,402.43	3,535.10	3,664.15	3,803.35	3,955.60	4,108.58	4,211.53	4,296.35	4,382.63
	45.03	46.93	48.76	50.54	52.46	54.56	56.67	58.09	59.26	60.45





denotes 20 years

denotes 25 years

Alternate formats available.

Effective 2026 03 21 through 2027 03 19



CORRESP TEACHER 4 DC4	61,770 2,367.85 32.66	64,097 2,457.03 33.89	66,574 2,552.00 35.20	68,976 2,644.08 36.47	71,473 2,739.78 37.79	74,310 2,848.53 39.29	76,182 2,920.30 40.28	77,695 2,978.30 41.08	79,227 3,037.03 41.89				
ECO DEV CONSULTANT 1 IC1	60,900 2,334.50 32.20	63,113 2,419.33 33.37	65,288 2,502.70 34.52	67,671 2,594.05 35.78	70,149 2,689.03 37.09	72,683 2,786.18 38.43	75,369 2,889.13 39.85	77,222 2,960.18 40.83	78,792 3,020.35 41.66	80,381 3,081.25 42.50			
ECO DEV CONSULTANT 2 IC2	77,090 2,955.10 40.76	79,889 3,062.40 42.24	82,915 3,178.40 43.84	86,168 3,303.10 45.56	89,516 3,431.43 47.33	92,958 3,563.38 49.15	96,892 3,714.18 51.23	99,331 3,807.70 52.52	101,261 3,881.65 53.54	103,284 3,959.23 54.61			
ECO DEV CONSULTANT 3 IC3	82,915 3,178.40 43.84	86,168 3,303.10 45.56	89,516 3,431.43 47.33	92,958 3,563.38 49.15	96,892 3,714.18 51.23	100,939 3,869.33 53.37	105,195 4,032.45 55.62	107,842 4,133.95 57.02	109,980 4,215.88 58.15	112,211 4,301.43 59.33			
ECO DEV CONSULTANT 4 IC4	89,516 3,431.43 47.33	92,958 3,563.38 49.15	96,892 3,714.18 51.23	100,939 3,869.33 53.37	105,195 4,032.45 55.62	109,734 4,206.45 58.02	114,538 4,390.60 60.56	119,474 4,579.83 63.17	122,462 4,694.38 64.75	124,940 4,789.35 66.06	127,455 4,885.78 67.39		
ECON RES ANALYST 1 ER1	53,959 2,068.43 28.53	55,813 2,139.48 29.51	57,685 2,211.25 30.50	59,727 2,289.55 31.58	61,770 2,367.85 32.66	64,097 2,457.03 33.89	66,574 2,552.00 35.20	68,976 2,644.08 36.47	71,473 2,739.78 37.79	74,310 2,848.53 39.29	76,182 2,920.30 40.28	77,695 2,978.30 41.08	79,227 3,037.03 41.89
ECON RES ANALYST 2 ER2	70,149 2,689.03 37.09	73,156 2,804.30 38.68	75,898 2,909.43 40.13	78,735 3,018.18 41.63	81,724 3,132.73 43.21	85,014 3,258.88 44.95	88,286 3,384.30 46.68	90,480 3,468.40 47.84	92,315 3,538.73 48.81	94,168 3,609.78 49.79			
ECON RES ANALYST 3 ER3	77,090 2,955.10 40.76	79,889 3,062.40 42.24	82,915 3,178.40 43.84	86,168 3,303.10 45.56	89,516 3,431.43 47.33	92,958 3,563.38 49.15	96,892 3,714.18 51.23	99,331 3,807.70 52.52	101,261 3,881.65 53.54	103,284 3,959.23 54.61			
ECON RES ANALYST 4 ER4	89,516 3,431.43 47.33	92,958 3,563.38 49.15	96,892 3,714.18 51.23	100,939 3,869.33 53.37	105,195 4,032.45 55.62	109,734 4,206.45 58.02	112,476 4,311.58 59.47	114,689 4,396.40 60.64	116,977 4,484.13 61.85				
EDUCATION CONSULTANT EDC	70,149 2,689.03 37.09	73,156 2,804.30 38.68	75,898 2,909.43 40.13	78,735 3,018.18 41.63	81,724 3,132.73 43.21	85,014 3,258.88 44.95	88,286 3,384.30 46.68	90,480 3,468.40 47.84	92,315 3,538.73 48.81	94,168 3,609.78 49.79			

 denotes 20 years
 denotes 25 years

Alternate formats available.

Effective 2026 03 21 through 2027 03 19



EDUCATIONAL ASST 1 LS1	48,058 1,842.23 25.41	49,552 1,899.50 26.20	51,236 1,964.03 27.09	52,900 2,027.83 27.97	54,659 2,095.25 28.90	56,399 2,161.95 29.82	57,798 2,215.60 30.56	58,990 2,261.28 31.19	60,163 2,306.23 31.81			
EDUCATIONAL ASST 2 LS2	53,637 2,056.10 28.36	55,586 2,130.78 29.39	57,496 2,204.00 30.40	59,425 2,277.95 31.42	61,524 2,358.43 32.53	63,624 2,438.90 33.64	65,231 2,500.53 34.49	66,517 2,549.83 35.17	67,822 2,599.85 35.86			
EDUCATIONAL ASST 3 LS3	56,399 2,161.95 29.82	58,423 2,239.53 30.89	60,446 2,317.10 31.96	62,564 2,398.30 33.08	64,891 2,487.48 34.31	67,293 2,579.55 35.58	68,938 2,642.63 36.45	70,357 2,697.00 37.20	71,775 2,751.38 37.95			
FIELD WORKER 1 NA FW1	48,115 1,844.40 25.44	49,741 1,906.75 26.30	51,368 1,969.10 27.16	53,070 2,034.35 28.06	54,753 2,098.88 28.95	56,720 2,174.28 29.99	58,158 2,229.38 30.75	59,274 2,272.15 31.34	60,446 2,317.10 31.96			
FIELD WORKER 2 NA FW2	53,959 2,068.43 28.53	55,813 2,139.48 29.51	57,685 2,211.25 30.50	59,727 2,289.55 31.58	61,770 2,367.85 32.66	64,097 2,457.03 33.89	66,574 2,552.00 35.20	68,220 2,615.08 36.07	69,524 2,665.10 36.76	70,905 2,718.03 37.49		
FIELD WORKER 3 NA FW3	60,900 2,334.50 32.20	63,113 2,419.33 33.37	65,288 2,502.70 34.52	67,671 2,594.05 35.78	70,149 2,689.03 37.09	72,683 2,786.18 38.43	75,369 2,889.13 39.85	78,395 3,005.13 41.45	80,343 3,079.80 42.48	81,913 3,139.98 43.31	83,577 3,203.78 44.19	
FIELD WORKER 4 NA FW4	67,671 2,594.05 35.78	70,149 2,689.03 37.09	73,156 2,804.30 38.68	75,728 2,902.90 40.04	78,735 3,018.18 41.63	81,724 3,132.73 43.21	85,014 3,258.88 44.95	88,286 3,384.30 46.68	91,861 3,521.33 48.57	94,168 3,609.78 49.79	96,078 3,683.00 50.80	98,008 3,756.95 51.82
GUIDANCE OFF GOF	75,841 2,907.25 40.10	79,076 3,031.23 41.81	82,045 3,145.05 43.38	85,147 3,263.95 45.02	88,381 3,387.93 46.73	91,937 3,524.23 48.61	95,473 3,659.80 50.48	97,875 3,751.88 51.75	99,785 3,825.10 52.76	101,771 3,901.23 53.81		
HERITAGE RES OFF 1 HR1	59,198 2,269.25 31.30	61,165 2,344.65 32.34	63,397 2,430.20 33.52	65,534 2,512.13 34.65	67,160 2,574.48 35.51	68,598 2,629.58 36.27	69,960 2,681.78 36.99					
HERITAGE RES OFF 2 HR2	61,165 2,344.65 32.34	63,397 2,430.20 33.52	65,534 2,512.13 34.65	68,011 2,607.10 35.96	70,603 2,706.43 37.33	73,194 2,805.75 38.70	75,804 2,905.80 40.08	78,830 3,021.80 41.68	80,816 3,097.93 42.73	82,423 3,159.55 43.58	84,069 3,222.63 44.45	

 denotes 20 years
 denotes 25 years

Alternate formats available.

Effective 2026 03 21 through 2027 03 19



HERITAGE RES OFF 3 HR3	77,563 2,973.23 41.01	80,551 3,087.78 42.59	83,539 3,202.33 44.17	86,698 3,323.40 45.84	90,215 3,458.25 47.70	93,658 3,590.20 49.52	96,003 3,680.10 50.76	97,951 3,754.78 51.79	99,918 3,830.18 52.83				
HERITAGE RES OFF 4 HR4	84,768 3,249.45 44.82	87,927 3,370.53 46.49	91,388 3,503.20 48.32	94,981 3,640.95 50.22	98,613 3,780.15 52.14	102,793 3,940.38 54.35	105,365 4,038.98 55.71	107,426 4,118.00 56.80	109,582 4,200.65 57.94				
HERITAGE RES OFF 5 HR5	91,388 3,503.20 48.32	94,981 3,640.95 50.22	98,613 3,780.15 52.14	102,793 3,940.38 54.35	107,086 4,104.95 56.62	111,663 4,280.40 59.04	114,424 4,386.25 60.50	116,675 4,472.53 61.69	119,020 4,562.43 62.93				
HLTH SOC DEV SPEC 1 HS1	50,460 1,934.30 26.68	52,068 1,995.93 27.53	53,959 2,068.43 28.53	55,813 2,139.48 29.51	57,685 2,211.25 30.50	59,727 2,289.55 31.58	61,222 2,346.83 32.37	62,432 2,393.23 33.01	63,680 2,441.08 33.67				
HLTH SOC DEV SPEC 2 HS2	53,959 2,068.43 28.53	55,813 2,139.48 29.51	57,685 2,211.25 30.50	59,727 2,289.55 31.58	61,770 2,367.85 32.66	64,097 2,457.03 33.89	65,704 2,518.65 34.74	66,990 2,567.95 35.42	68,333 2,619.43 36.13				
HLTH SOC DEV SPEC 3 HS3	57,685 2,211.25 30.50	59,727 2,289.55 31.58	61,770 2,367.85 32.66	64,097 2,457.03 33.89	66,574 2,552.00 35.20	68,976 2,644.08 36.47	71,473 2,739.78 37.79	74,310 2,848.53 39.29	76,182 2,920.30 40.28	77,695 2,978.30 41.08	79,227 3,037.03 41.89		
HLTH SOC DEV SPEC 4 HS4	60,900 2,334.50 32.20	63,113 2,419.33 33.37	65,288 2,502.70 34.52	67,671 2,594.05 35.78	70,149 2,689.03 37.09	72,683 2,786.18 38.43	75,369 2,889.13 39.85	78,395 3,005.13 41.45	81,440 3,121.85 43.06	84,504 3,239.30 44.68	86,622 3,320.50 45.80	88,381 3,387.93 46.73	90,159 3,456.08 47.67
HLTH SOC DEV SPEC 5 HS5	67,671 2,594.05 35.78	70,149 2,689.03 37.09	73,156 2,804.30 38.68	75,728 2,902.90 40.04	78,735 3,018.18 41.63	81,724 3,132.73 43.21	85,014 3,258.88 44.95	88,286 3,384.30 46.68	91,861 3,521.33 48.57	94,168 3,609.78 49.79	96,078 3,683.00 50.80	98,008 3,756.95 51.82	
HLTH SOC DEV SPEC 6 HS6	82,915 3,178.40 43.84	86,168 3,303.10 45.56	89,516 3,431.43 47.33	92,958 3,563.38 49.15	96,892 3,714.18 51.23	100,939 3,869.33 53.37	103,455 3,965.75 54.70	105,592 4,047.68 55.83	107,691 4,128.15 56.94				
HOME ADVISOR 1 HV1	45,864 1,758.13 24.25	47,321 1,813.95 25.02	48,834 1,871.95 25.82	50,460 1,934.30 26.68	52,068 1,995.93 27.53	53,959 2,068.43 28.53	55,302 2,119.90 29.24	56,323 2,159.05 29.78	57,439 2,201.83 30.37				

 denotes 20 years
 denotes 25 years

Alternate formats available.

Effective 2026 03 21 through 2027 03 19


HOME ADVISOR 2 HV2	50,195 1,924.15 26.54	51,746 1,983.60 27.36	53,354 2,045.23 28.21	54,980 2,107.58 29.07	56,891 2,180.80 30.08	58,650 2,248.23 31.01	60,125 2,304.78 31.79	61,297 2,349.73 32.41	62,508 2,396.13 33.05				
ILLUSTRATOR 1 IL1	46,659 1,788.58 24.67	48,115 1,844.40 25.44	49,741 1,906.75 26.30	51,368 1,969.10 27.16	53,070 2,034.35 28.06	54,753 2,098.88 28.95	56,115 2,151.08 29.67	57,269 2,195.30 30.28	58,404 2,238.80 30.88				
ILLUSTRATOR 2 IL2	54,753 2,098.88 28.95	56,720 2,174.28 29.99	58,687 2,249.68 31.03	60,749 2,328.70 32.12	63,000 2,414.98 33.31	65,326 2,504.15 34.54	66,934 2,565.78 35.39	68,314 2,618.70 36.12	69,676 2,670.90 36.84				
ILLUSTRATOR 3 IL3	58,687 2,249.68 31.03	60,749 2,328.70 32.12	63,000 2,414.98 33.31	65,326 2,504.15 34.54	67,690 2,594.78 35.79	70,300 2,694.83 37.17	72,059 2,762.25 38.10	73,553 2,819.53 38.89	75,028 2,876.08 39.67				
INFORM WRITER 1 IW1	52,068 1,995.93 27.53	53,959 2,068.43 28.53	55,813 2,139.48 29.51	57,685 2,211.25 30.50	59,727 2,289.55 31.58	61,770 2,367.85 32.66	63,340 2,428.03 33.49	64,588 2,475.88 34.15	65,855 2,524.45 34.82				
INFORM WRITER 2 IW2	66,593 2,552.73 35.21	68,825 2,638.28 36.39	71,397 2,736.88 37.75	74,120 2,841.28 39.19	76,863 2,946.40 40.64	79,794 3,058.78 42.19	81,799 3,135.63 43.25	83,482 3,200.15 44.14	85,128 3,263.23 45.01				
JURILINGUIST JUR	93,128 3,569.90 49.24	96,703 3,706.93 51.13	100,807 3,864.25 53.30	105,005 4,025.20 55.52	109,431 4,194.85 57.86	114,159 4,376.10 60.36	119,152 4,567.50 63.00	124,297 4,764.70 65.72	127,398 4,883.60 67.36	129,971 4,982.20 68.72	132,581 5,082.25 70.10		
LANGUAGE SPEC 1 LG1	61,241 2,347.55 32.38	63,416 2,430.93 33.53	65,534 2,512.13 34.65	67,974 2,605.65 35.94	70,224 2,691.93 37.13	72,891 2,794.15 38.54	75,577 2,897.10 39.96	78,395 3,005.13 41.45	81,156 3,110.98 42.91	84,428 3,236.40 44.64	86,527 3,316.88 45.75	88,248 3,382.85 46.66	90,026 3,451.00 47.60
LANGUAGE SPEC 2 LG2	71,737 2,749.93 37.93	74,158 2,842.73 39.21	76,920 2,948.58 40.67	79,738 3,056.60 42.16	82,574 3,165.35 43.66	85,676 3,284.25 45.30	89,024 3,412.58 47.07	92,542 3,547.43 48.93	96,041 3,681.55 50.78	98,443 3,773.63 52.05	100,466 3,851.20 53.12	102,471 3,928.05 54.18	
LANGUAGE SPEC 3 LG3	83,671 3,207.40 44.24	87,208 3,342.98 46.11	90,537 3,470.58 47.87	93,922 3,600.35 49.66	97,459 3,735.93 51.53	101,393 3,886.73 53.61	105,289 4,036.08 55.67	107,937 4,137.58 57.07	110,131 4,221.68 58.23	112,325 4,305.78 59.39			


 denotes 20 years
 denotes 25 years

Alternate formats available.

Effective 2026 03 21 through 2027 03 19

LIBRARIAN 1	55,586	57,496	59,425	61,524	63,624	66,026	67,671	68,995	70,376	
LN1	2,130.78	2,204.00	2,277.95	2,358.43	2,438.90	2,530.98	2,594.05	2,644.80	2,697.73	
	29.39	30.40	31.42	32.53	33.64	34.91	35.78	36.48	37.21	
LIBRARIAN 2	61,524	63,624	66,026	68,579	71,038	73,610	76,541	78,470	80,021	81,610
LN2	2,358.43	2,438.90	2,530.98	2,628.85	2,723.10	2,821.70	2,934.08	3,008.03	3,067.48	3,128.38
	32.53	33.64	34.91	36.26	37.56	38.92	40.47	41.49	42.31	43.15
LIBRARIAN 3	68,579	71,038	73,610	76,541	80,248	83,993	86,092	87,832	89,591	
LN3	2,628.85	2,723.10	2,821.70	2,934.08	3,076.18	3,219.73	3,300.20	3,366.90	3,434.33	
	36.26	37.56	38.92	40.47	42.43	44.41	45.52	46.44	47.37	
LIBRARIAN 4	72,248	75,350	78,168	81,099	84,182	87,568	90,934	93,204	95,076	96,986
LN4	2,769.50	2,888.40	2,996.43	3,108.80	3,226.98	3,356.75	3,485.80	3,572.80	3,644.58	3,717.80
	38.20	39.84	41.33	42.88	44.51	46.30	48.08	49.28	50.27	51.28
LIBRARY TECHNICIAN 1	49,136	50,384	51,727	53,127	54,659	56,342	57,742	58,895	60,087	
LY1	1,883.55	1,931.40	1,982.88	2,036.53	2,095.25	2,159.78	2,213.43	2,257.65	2,303.33	
	25.98	26.64	27.35	28.09	28.90	29.79	30.53	31.14	31.77	
LIBRARY TECHNICIAN 2	55,680	57,099	58,650	60,276	61,884	63,643	65,231	66,612	67,936	
LY2	2,134.40	2,188.78	2,248.23	2,310.58	2,372.20	2,439.63	2,500.53	2,553.45	2,604.20	
	29.44	30.19	31.01	31.87	32.72	33.65	34.49	35.22	35.92	
LIBRARY TECHNICIAN 3	57,666	59,293	61,070	62,886	64,910	66,858	68,522	69,941	71,340	
LY3	2,210.53	2,272.88	2,341.03	2,410.63	2,488.20	2,562.88	2,626.68	2,681.05	2,734.70	
	30.49	31.35	32.29	33.25	34.32	35.35	36.23	36.98	37.72	
MEDIA SPECIALIST 1	73,156	75,898	78,735	81,724	85,014	88,286	90,480	92,315	94,168	
MS1	2,804.30	2,909.43	3,018.18	3,132.73	3,258.88	3,384.30	3,468.40	3,538.73	3,609.78	
	38.68	40.13	41.63	43.21	44.95	46.68	47.84	48.81	49.79	
MEDIA SPECIALIST 2	77,090	79,889	82,915	86,168	89,516	92,958	96,892	99,331	101,261	103,284
MS2	2,955.10	3,062.40	3,178.40	3,303.10	3,431.43	3,563.38	3,714.18	3,807.70	3,881.65	3,959.23
	40.76	42.24	43.84	45.56	47.33	49.15	51.23	52.52	53.54	54.61
MEDIA TECHNICIAN 1	47,321	48,834	50,460	52,068	53,959	55,813	57,231	58,366	59,538	
TA1	1,813.95	1,871.95	1,934.30	1,995.93	2,068.43	2,139.48	2,193.85	2,237.35	2,282.30	
	25.02	25.82	26.68	27.53	28.53	29.51	30.26	30.86	31.48	



 denotes 20 years

 denotes 25 years

Alternate formats available.

Effective 2026 03 21 through 2027 03 19



MEDIA TECHNICIAN 2 TA2	52,068 1,995.93 27.53	53,959 2,068.43 28.53	55,813 2,139.48 29.51	57,685 2,211.25 30.50	59,727 2,289.55 31.58	61,770 2,367.85 32.66	63,340 2,428.03 33.49	64,588 2,475.88 34.15	65,855 2,524.45 34.82				
MEDIA TECHNICIAN 3 TA3	56,720 2,174.28 29.99	58,687 2,249.68 31.03	60,749 2,328.70 32.12	63,000 2,414.98 33.31	65,326 2,504.15 34.54	67,690 2,594.78 35.79	69,411 2,660.75 36.70	70,867 2,716.58 37.47	72,286 2,770.95 38.22				
PLANNING PROG AN 1 PM1	53,959 2,068.43 28.53	55,813 2,139.48 29.51	57,685 2,211.25 30.50	59,727 2,289.55 31.58	61,770 2,367.85 32.66	64,097 2,457.03 33.89	66,574 2,552.00 35.20	68,976 2,644.08 36.47	71,473 2,739.78 37.79	74,310 2,848.53 39.29	76,182 2,920.30 40.28	77,695 2,978.30 41.08	79,227 3,037.03 41.89
PLANNING PROG AN 2 PM2	70,149 2,689.03 37.09	73,156 2,804.30 38.68	75,898 2,909.43 40.13	78,735 3,018.18 41.63	81,724 3,132.73 43.21	85,014 3,258.88 44.95	88,286 3,384.30 46.68	90,480 3,468.40 47.84	92,315 3,538.73 48.81	94,168 3,609.78 49.79			
PLANNING PROG AN 3 PM3	77,090 2,955.10 40.76	79,889 3,062.40 42.24	82,915 3,178.40 43.84	86,168 3,303.10 45.56	89,516 3,431.43 47.33	92,958 3,563.38 49.15	96,892 3,714.18 51.23	99,331 3,807.70 52.52	101,261 3,881.65 53.54	103,284 3,959.23 54.61			
PLANNING PROG AN 4 PM4	86,168 3,303.10 45.56	89,516 3,431.43 47.33	92,958 3,563.38 49.15	96,892 3,714.18 51.23	100,939 3,869.33 53.37	105,195 4,032.45 55.62	109,734 4,206.45 58.02	112,476 4,311.58 59.47	114,689 4,396.40 60.64	116,977 4,484.13 61.85			
PROBATION OFFICER 1 PB1	57,950 2,221.40 30.64	60,030 2,301.15 31.74	61,997 2,376.55 32.78	64,286 2,464.28 33.99	66,442 2,546.93 35.13	68,919 2,641.90 36.44	70,659 2,708.60 37.36	72,002 2,760.08 38.07	73,440 2,815.18 38.83				
PROBATION OFFICER 2 PB2	62,148 2,382.35 32.86	64,361 2,467.18 34.03	66,593 2,552.73 35.21	69,033 2,646.25 36.50	71,700 2,748.48 37.91	74,328 2,849.25 39.30	76,995 2,951.48 40.71	80,059 3,068.93 42.33	82,045 3,145.05 43.38	83,690 3,208.13 44.25	85,355 3,271.93 45.13		
PROBATION OFFICER 3 PB3	66,101 2,533.88 34.95	68,541 2,627.40 36.24	70,830 2,715.13 37.45	73,496 2,817.35 38.86	76,163 2,919.58 40.27	78,905 3,024.70 41.72	81,837 3,137.08 43.27	85,071 3,261.05 44.98	88,419 3,389.38 46.75	91,728 3,516.25 48.50	94,036 3,604.70 49.72	95,946 3,677.93 50.73	97,875 3,751.88 51.75
RECREATION CONSULT 1 RR1	50,593 1,939.38 26.75	52,068 1,995.93 27.53	53,959 2,068.43 28.53	55,813 2,139.48 29.51	57,685 2,211.25 30.50	59,727 2,289.55 31.58	61,222 2,346.83 32.37	62,432 2,393.23 33.01	63,680 2,441.08 33.67				

 denotes 20 years
 denotes 25 years

Alternate formats available.

Effective 2026 03 21 through 2027 03 19



RECREATION CONSULT 2 RR2	61,770 2,367.85 32.66	64,097 2,457.03 33.89	66,574 2,552.00 35.20	68,976 2,644.08 36.47	71,473 2,739.78 37.79	74,310 2,848.53 39.29	76,182 2,920.30 40.28	77,695 2,978.30 41.08	79,227 3,037.03 41.89
RECREATION CONSULT 3 RR3	70,149 2,689.03 37.09	72,683 2,786.18 38.43	75,369 2,889.13 39.85	78,395 3,005.13 41.45	81,440 3,121.85 43.06	84,504 3,239.30 44.68	86,622 3,320.50 45.80	88,381 3,387.93 46.73	90,159 3,456.08 47.67
RECREATION CONSULT 4 RR4	75,898 2,909.43 40.13	78,735 3,018.18 41.63	81,724 3,132.73 43.21	85,014 3,258.88 44.95	88,286 3,384.30 46.68	91,861 3,521.33 48.57	94,168 3,609.78 49.79	96,078 3,683.00 50.80	98,008 3,756.95 51.82
RESEARCH ASSIST 1 RH1	45,864 1,758.13 24.25	47,321 1,813.95 25.02	48,834 1,871.95 25.82	50,460 1,934.30 26.68	52,068 1,995.93 27.53	53,959 2,068.43 28.53	55,302 2,119.90 29.24	56,323 2,159.05 29.78	57,439 2,201.83 30.37
RESEARCH ASSIST 2 RH2	52,068 1,995.93 27.53	53,959 2,068.43 28.53	55,813 2,139.48 29.51	57,685 2,211.25 30.50	59,727 2,289.55 31.58	61,770 2,367.85 32.66	63,340 2,428.03 33.49	64,588 2,475.88 34.15	65,855 2,524.45 34.82
RESIDENCE COUNSELR RCR	56,285 2,157.60 29.76	57,798 2,215.60 30.56	59,387 2,276.50 31.40	61,127 2,343.20 32.32	62,829 2,408.45 33.22	64,777 2,483.13 34.25	66,404 2,545.48 35.11	67,652 2,593.33 35.77	68,995 2,644.80 36.48
RESOURCE EXT OFF 1 RX1	57,685 2,211.25 30.50	59,727 2,289.55 31.58	61,770 2,367.85 32.66	64,097 2,457.03 33.89	66,574 2,552.00 35.20	68,976 2,644.08 36.47	70,716 2,710.78 37.39	72,097 2,763.70 38.12	73,534 2,818.80 38.88
RESOURCE EXT OFF 2 RX2	65,288 2,502.70 34.52	67,671 2,594.05 35.78	70,149 2,689.03 37.09	72,683 2,786.18 38.43	75,369 2,889.13 39.85	78,395 3,005.13 41.45	80,343 3,079.80 42.48	81,913 3,139.98 43.31	83,577 3,203.78 44.19
RESOURCE EXT OFF 3 RX3	73,156 2,804.30 38.68	75,898 2,909.43 40.13	78,735 3,018.18 41.63	81,724 3,132.73 43.21	85,014 3,258.88 44.95	88,286 3,384.30 46.68	90,480 3,468.40 47.84	92,315 3,538.73 48.81	94,168 3,609.78 49.79
RESOURCE EXT OFF 4 RX4	82,915 3,178.40 43.84	86,168 3,303.10 45.56	89,516 3,431.43 47.33	92,958 3,563.38 49.15	96,892 3,714.18 51.23	100,939 3,869.33 53.37	103,455 3,965.75 54.70	105,592 4,047.68 55.83	107,691 4,128.15 56.94

 denotes 20 years
 denotes 25 years

Alternate formats available.

Effective 2026 03 21 through 2027 03 19

SOCIAL SERVICES WKR 1 SP1	52,295 2,004.63 27.65	53,808 2,062.63 28.45	55,529 2,128.60 29.36	57,231 2,193.85 30.26	59,103 2,265.63 31.25	60,995 2,338.13 32.25	62,508 2,396.13 33.05	63,813 2,446.15 33.74	65,099 2,495.45 34.42				
SOCIAL SERVICES WKR 2 SP2	54,943 2,106.13 29.05	56,928 2,182.25 30.10	58,839 2,255.48 31.11	60,919 2,335.23 32.21	63,056 2,417.15 33.34	65,364 2,505.60 34.56	66,971 2,567.23 35.41	68,352 2,620.15 36.14	69,714 2,672.35 36.86				
SOCIAL SERVICES WKR 3 SP3	60,011 2,300.43 31.73	62,205 2,384.53 32.89	64,286 2,464.28 33.99	66,688 2,556.35 35.26	69,184 2,652.05 36.58	71,794 2,752.10 37.96	74,328 2,849.25 39.30	77,260 2,961.63 40.85	79,189 3,035.58 41.87	80,778 3,096.48 42.71	82,404 3,158.83 43.57		
SOCIAL SERVICES WKR 4 SP4	66,139 2,535.33 34.97	68,579 2,628.85 36.26	70,905 2,718.03 37.49	73,496 2,817.35 38.86	76,201 2,921.03 40.29	78,943 3,026.15 41.74	81,856 3,137.80 43.28	85,147 3,263.95 45.02	88,438 3,390.10 46.76	91,747 3,516.98 48.51	94,055 3,605.43 49.73	96,003 3,680.10 50.76	97,913 3,753.33 51.77
SOCIAL SERVICES WKR 5 SP5	76,409 2,929.00 40.40	79,227 3,037.03 41.89	82,556 3,164.63 43.65	85,506 3,277.73 45.21	88,816 3,404.60 46.96	92,277 3,537.28 48.79	96,022 3,680.83 50.77	99,634 3,819.30 52.68	103,719 3,975.90 54.84	106,329 4,075.95 56.22	108,410 4,155.70 57.32	110,566 4,238.35 58.46	
SOCIAL SERVICES WKR 6 SP6	92,315 3,538.73 48.81	95,871 3,675.03 50.69	99,634 3,819.30 52.68	103,587 3,970.83 54.77	107,805 4,132.50 57.00	112,325 4,305.78 59.39	115,124 4,413.08 60.87	117,450 4,502.25 62.10	119,777 4,591.43 63.33				
SPVR INMATE TR CORR SIT	67,406 2,583.90 35.64	69,751 2,673.80 36.88	72,210 2,768.05 38.18	74,877 2,870.28 39.59	77,638 2,976.13 41.05	80,475 3,084.88 42.55	83,709 3,208.85 44.26	86,962 3,333.55 45.98	90,253 3,459.70 47.72	92,485 3,545.25 48.90	94,338 3,616.30 49.88	96,230 3,688.80 50.88	
SPVR INSTIT PR HDGY SIH	75,898 2,909.43 40.13	78,735 3,018.18 41.63	81,724 3,132.73 43.21	85,014 3,258.88 44.95	88,286 3,384.30 46.68	91,861 3,521.33 48.57	94,168 3,609.78 49.79	96,078 3,683.00 50.80	98,008 3,756.95 51.82				
SENIOR RSRCH ANALYST SER	89,516 3,431.43 47.33	92,958 3,563.38 49.15	96,892 3,714.18 51.23	100,939 3,869.33 53.37	105,195 4,032.45 55.62	109,734 4,206.45 58.02	114,538 4,390.60 60.56	119,474 4,579.83 63.17	122,462 4,694.38 64.75	124,940 4,789.35 66.06	127,455 4,885.78 67.39		
STATISTICAL ANAL 1 SS1	61,770 2,367.85 32.66	64,097 2,457.03 33.89	66,574 2,552.00 35.20	68,976 2,644.08 36.47	71,473 2,739.78 37.79	74,310 2,848.53 39.29	76,182 2,920.30 40.28	77,695 2,978.30 41.08	79,227 3,037.03 41.89				

 denotes 20 years
 denotes 25 years

Alternate formats available.

Effective 2026 03 21 through 2027 03 19



STATISTICAL ANAL 2	73,156	75,898	78,735	81,724	85,014	88,286	91,861	94,168	96,078	98,008
SS2	2,804.30	2,909.43	3,018.18	3,132.73	3,258.88	3,384.30	3,521.33	3,609.78	3,683.00	3,756.95
	38.68	40.13	41.63	43.21	44.95	46.68	48.57	49.79	50.80	51.82
STATISTICAL ANAL 3	79,889	82,915	86,168	89,516	92,958	96,892	99,331	101,261	103,284	
SS3	3,062.40	3,178.40	3,303.10	3,431.43	3,563.38	3,714.18	3,807.70	3,881.65	3,959.23	
	42.24	43.84	45.56	47.33	49.15	51.23	52.52	53.54	54.61	

Effective 2025 03 21 through 2026 07 10

TEACHER INSTITUT 1	65,969	68,182	70,621	73,061	75,671	78,206	80,173	81,724	83,331			
TN1	2,528.80	2,613.63	2,707.15	2,800.68	2,900.73	2,997.88	3,073.28	3,132.73	3,194.35			
	34.88	36.05	37.34	38.63	40.01	41.35	42.39	43.21	44.06			
TEACHER INSTITUT 2	76,844	79,530	82,329	85,241	88,343	91,710	95,208	98,632	102,225	104,778	106,859	108,977
TN2	2,945.68	3,048.63	3,155.93	3,267.58	3,386.48	3,515.53	3,649.65	3,780.88	3,918.63	4,016.50	4,096.25	4,177.45
	40.63	42.05	43.53	45.07	46.71	48.49	50.34	52.15	54.05	55.40	56.50	57.62
TEACHER INSTITUT 3	87,038	90,348	93,639	97,005	100,580	104,533	108,448	111,171	113,384	115,616		
TN3	3,336.45	3,463.33	3,589.48	3,718.53	3,855.55	4,007.08	4,157.15	4,261.55	4,346.38	4,431.93		
	46.02	47.77	49.51	51.29	53.18	55.27	57.34	58.78	59.95	61.13		

Effective 2025 07 11 through 2027 03 19

TEACHER INSTITUT 1	66,914	69,165	71,624	74,101	76,749	79,321	81,326	82,896	84,523			
TN1	2,565.05	2,651.33	2,745.58	2,840.55	2,942.05	3,040.65	3,117.50	3,177.68	3,240.03			
	35.38	36.57	37.87	39.18	40.58	41.94	43.00	43.83	44.69			
TEACHER INSTITUT 2	77,941	80,664	83,501	86,452	89,610	93,015	96,570	100,050	103,681	106,273	108,391	110,528
TN2	2,987.73	3,092.13	3,200.88	3,313.98	3,435.05	3,565.55	3,701.85	3,835.25	3,974.45	4,073.78	4,154.98	4,236.90
	41.21	42.65	44.15	45.71	47.38	49.18	51.06	52.90	54.82	56.19	57.31	58.44
TEACHER INSTITUT 3	88,286	91,634	94,981	98,386	102,017	106,027	109,998	112,760	115,011	117,261		
TN3	3,384.30	3,512.63	3,640.95	3,771.45	3,910.65	4,064.35	4,216.60	4,322.45	4,408.73	4,495.00		
	46.68	48.45	50.22	52.02	53.94	56.06	58.16	59.62	60.81	62.00		

 denotes 20 years
 denotes 25 years

Alternate formats available.

Effective 2026 03 21 through 2027 03 19

TEACHER OF DEAF 1	75,614	78,451	81,232	84,239	87,322	90,783	93,015	94,887	96,778	
TF1	2,898.55	3,007.30	3,113.88	3,229.15	3,347.33	3,480.00	3,565.55	3,637.33	3,709.83	
	39.98	41.48	42.95	44.54	46.17	48.00	49.18	50.17	51.17	
TEACHER OF DEAF 2	78,451	81,232	84,239	87,322	90,783	94,301	97,875	100,334	102,358	104,400
TF2	3,007.30	3,113.88	3,229.15	3,347.33	3,480.00	3,614.85	3,751.88	3,846.13	3,923.70	4,002.00
	41.48	42.95	44.54	46.17	48.00	49.86	51.75	53.05	54.12	55.20
TEACHER OF DEAF 3	81,232	84,655	87,851	91,218	94,660	98,499	102,225	104,797	106,878	108,996
TF3	3,113.88	3,245.10	3,367.63	3,496.68	3,628.63	3,775.80	3,918.63	4,017.23	4,096.98	4,178.18
	42.95	44.76	46.45	48.23	50.05	52.08	54.05	55.41	56.51	57.63
TRANSLATOR 1	66,593	68,825	71,397	74,120	76,863	79,794	83,104	85,184	86,906	88,664
TS1	2,552.73	2,638.28	2,736.88	2,841.28	2,946.40	3,058.78	3,185.65	3,265.40	3,331.38	3,398.80
	35.21	36.39	37.75	39.19	40.64	42.19	43.94	45.04	45.95	46.88
TRANSLATOR 2	83,180	86,244	89,554	93,109	96,797	100,788	105,005	107,634	109,791	111,965
TS2	3,188.55	3,306.00	3,432.88	3,569.18	3,710.55	3,863.53	4,025.20	4,125.98	4,208.63	4,292.00
	43.98	45.60	47.35	49.23	51.18	53.29	55.52	56.91	58.05	59.20
TRANSLATOR 3	86,698	89,799	93,431	97,119	100,845	105,005	109,450	112,192	114,424	116,731
TS3	3,323.40	3,442.30	3,581.50	3,722.88	3,865.70	4,025.20	4,195.58	4,300.70	4,386.25	4,474.70
	45.84	47.48	49.40	51.35	53.32	55.52	57.87	59.32	60.50	61.72



denotes 20 years

denotes 25 years