

February 26, 2001

Manitoba Energy and Mines  
1395 Ellice Avenue  
Suite 360  
Winnipeg, MB  
R3G 3P2

**Chevron Canada Resources**  
500-5<sup>th</sup> Ave SW  
Calgary, AB  
T2P 0L7

**R.L. (Rod) Gibbons**  
Petroleum Engineer  
Phone No. 403-234-5366  
Fax No. 403-2345313

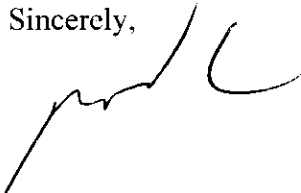
**RE: DALY UNIT NO. 3 ANNUAL PROGRESS REPORT**

To whom it may concern,

Enclosed for your information is the 2000 Daly Unit #3 Annual Progress Report.

If you require any additional information, please contact me at (403)-234-5366 or at the above address.

Sincerely,



R.L. (Rod) Gibbons  
Petroleum Engineer



## **Daly Unit#3 Annual Progress Report**

### Daly Unit#3 Annual Progress Report

The following table and graph summarizes the oil production rate, water injection rate, cumulative water injected, cumulative oil produced, cumulative water produced and water-oil ratio during each month for Daly Unit#3.

Date	Oil Cal (m3/d)	Water Cal (m3/d)	Wtrlnj Cal (m3/d)	Wtrlnj Cum (m3)	Oil Cum (m3)	Water Cum (m3)	WOR (m3/m3)
Oct-00	70	47.7	300.8	6280900	1744357	803256	0.7
Sep-00	70.2	36.8	261.8	6271576	1742186	801777.3	0.5
Aug-00	73	56.1	267.9	6263722	1740082	800673.7	0.8
Jul-00	72.6	47.6	315.6	6255416	1737818	798935.1	0.7
Jun-00	76.4	51.3	245.9	6245631	1735569	797458.3	0.7
May-00	77	65.6	264.8	6238255	1733277	795918.4	0.9
Apr-00	76.2	68.2	263.4	6230045	1730889	793884.8	0.9
Mar-00	75.8	72.7	271.1	6222144	1728605	791837.5	1
Feb-00	75.3	64.4	246.7	6213739	1726254	789582.3	0.9
Jan-00	71.9	56.4	200.5	6206585	1724070	787714.5	0.8
Dec-99	72.5	38.5	129.7	6200370	1721842	785965.9	0.5
Nov-99	74	47.2	134.7	6196348	1719594	784773.6	0.6
Oct-99	72.6	42.5	136.3	6192308	1717373	783356.3	0.6
Sep-99	76	46.5	143.6	6188083	1715121	782039.9	0.6
Aug-99	74.8	41.7	144.9	6183775	1712842	780646.1	0.6
Jul-99	75.7	47.2	166.2	6179284	1710524	779353.4	0.6
Jun-99	73.3	49.7	166.1	6174133	1708179	777890.7	0.7
May-99	73.5	45	150.1	6169149	1705980	776400.5	0.6
Apr-99	69.8	45.8	159.2	6164495	1703701	775007	0.7
Mar-99	74.6	49.4	154.6	6159718	1701606	773632.9	0.7
Feb-99	75.1	49.1	159.4	6154924	1699293	772102.8	0.7
Jan-99	75.5	51.3	167.1	6150462	1697189	770728.9	0.7
Dec-98	75.5	48.1	155.7	6145281	1694848	769139.5	0.6
Nov-98	77.5	55.1	164.6	6140455	1692508	767649.5	0.7
Oct-98	77.6	42.1	138.1	6135517	1690183	765997.9	0.5
Sep-98	80.7	41.1	151.7	6131236	1687777	764691.6	0.5
Aug-98	80.8	44.1	163.9	6126685	1685357	763459.7	0.5
Jul-98	82.6	58.1	215.4	6121603	1682851	762091.1	0.7
Jun-98	83.3	52.9	194.8	6114925	1680290	760291.1	0.6
May-98	81.3	44.7	194.7	6109080	1677792	758703.6	0.5
Apr-98	83.7	51.6	283.3	6103045	1675270	757318.9	0.6
Mar-98	85.3	43.2	260.4	6094547	1672760	755771	0.5
Feb-98	81.2	44	266.8	6086475	1670116	754433	0.5
Jan-98	85.5	44.6	284.5	6079004	1667842	753200.8	0.5
Dec-97	88.8	43.7	291.2	6070184	1665193	751819	0.5
Nov-97	89.9	48.2	231.2	6061157	1662440	750464.9	0.5
Oct-97	87.9	44.7	215	6054220	1659744	749019.9	0.5
Sep-97	88.3	48.7	219.6	6047554	1657019	747632.8	0.6
Aug-97	84.6	49.3	165.7	6040965	1654369	746170.6	0.6
Jul-97	78.8	37.6	192.7	6035827	1651747	744641.9	0.5
Jun-97	78.7	39	181.2	6029854	1649303	743476.5	0.5

May-97	75.6	36	187.3	6024418	1646942	742305.3	0.5
Apr-97	80.7	54.6	215	6018613	1644597	741188.7	0.7
Mar-97	76.6	49.7	292.2	6012162	1642177	739551.7	0.6
Feb-97	75.2	44.6	203.2	6003103	1639802	738012.2	0.6
Jan-97	73.6	45.9	244.1	5997412	1637696	736763.6	0.6
Dec-96	75.3	53.6	227.6	5989844	1635414	735340.9	0.7
Nov-96	79.3	31.9	256	5982788	1633080	733680.3	0.4
Oct-96	70.8	32.3	227.2	5975108	1630700	732723.6	0.5
Sep-96	72.8	47.1	220.2	5968064	1628504	731723	0.6
Aug-96	72.8	39.2	240.2	5961459	1626320	730309.5	0.5
Jul-96	67.6	46.3	249.9	5954014	1624063	729094.7	0.7
Jun-96	71	50	178.1	5946266	1621968	727658.8	0.7
May-96	70.2	51.6	184.3	5940922	1619838	726158.4	0.7
Apr-96	72	53.2	190.3	5935209	1617662	724558.8	0.7
Mar-96	71.8	48.4	169.7	5929499	1615503	722962.6	0.7
Feb-96	70.4	46.6	161.8	5924238	1613278	721462.5	0.7
Jan-96	71.8	49.8	176.8	5919546	1611237	720109.8	0.7
Dec-95	69.9	39.6	147.9	5914064	1609011	718564.9	0.6
Nov-95	72.2	44.9	161.1	5909478	1606845	717337.5	0.6
Oct-95	70.8	46.4	166.2	5904646	1604679	715990	0.7
Sep-95	74.2	45	173.7	5899494	1602484	714552.1	0.6
Aug-95	74.6	51.2	191.9	5894282	1600257	713202.9	0.7
Jul-95	75.9	52.9	195.7	5888332	1597944	711616.4	0.7
Jun-95	74.5	50	186.2	5882264	1595592	709976.3	0.7
May-95	73.9	50.8	201.9	5876680	1593358	708476.4	0.7
Apr-95	75.8	46.8	188.4	5870420	1591067	706902.1	0.6
Mar-95	77	50.1	175.5	5864769	1588793	705498.5	0.7
Feb-95	77.8	49.4	181.4	5859329	1586407	703945.7	0.6
Jan-95	76.6	50	184.2	5854249	1584228	702562.5	0.7
Dec-94	77.5	52.8	192.7	5848540	1581853	701013.6	0.7
Nov-94	78.3	51.1	184.3	5842568	1579450	699376.1	0.7
Oct-94	78.6	55.1	203.1	5837039	1577101	697842.2	0.7
Sep-94	77.3	48.6	200.9	5830743	1574663	696135	0.6
Aug-94	77.6	54.4	192.3	5824716	1572343	694677.1	0.7
Jul-94	80.8	55.5	193.7	5818755	1569936	692989.3	0.7
Jun-94	76	57.3	191.3	5812749	1567432	691268.6	0.8
May-94	77.3	57.1	183.9	5807010	1565152	689551.1	0.7
Apr-94	80.1	53.9	183.5	5801309	1562756	687780.9	0.7
Mar-94	80.1	59.1	187.9	5795805	1560354	686164.1	0.7
Feb-94	79.9	58.3	187.1	5789980	1557871	684331.2	0.7
Jan-94	79.9	55	177.1	5784741	1555634	682698	0.7
Dec-93	82.3	61.2	204.5	5779252	1553157	680991.8	0.7
Nov-93	82.6	62.2	201.6	5772914	1550605	679095.3	0.8
Oct-93	82.3	67.5	208.9	5766865	1548127	677227.9	0.8
Sep-93	83.1	64.8	200.5	5760388	1545577	675136	0.8
Aug-93	83.6	64.1	236.4	5754374	1543084	673192.8	0.8
Jul-93	86	59.4	193.2	5747047	1540493	671205.2	0.7
Jun-93	85.6	57.3	191.8	5741059	1537827	669364.2	0.7
May-93	87	51	182.4	5735305	1535259	667646.3	0.6

Apr-93	88	51.8	188.6	5729650	1532561	666066.8	0.6
Mar-93	87.4	51.2	274.8	5723992	1529920	664513.6	0.6
Feb-93	88.2	51	448.1	5715472	1527211	662927.5	0.6
Jan-93	86.2	54.3	488.5	5702926	1524740	661500.7	0.6
Dec-92	86.9	52.2	451.7	5687784	1522068	659817	0.6
Nov-92	86.8	55.9	397.1	5673780	1519375	658197.5	0.6
Oct-92	90.5	54.3	453.5	5661868	1516771	656519.6	0.6
Sep-92	91.5	49.7	454.1	5647808	1513966	654835	0.5
Aug-92	90.5	54.1	524	5634186	1511221	653345.3	0.6
Jul-92	87.7	56.6	522	5617941	1508414	651668.4	0.6
Jun-92	89.8	67.6	464.2	5601758	1505697	649914	0.8
May-92	89	68.1	411.5	5587833	1503004	647885	0.8
Apr-92	90.7	71.2	492.3	5575077	1500245	645772.9	0.8
Mar-92	92.5	68.7	440.4	5560307	1497526	643637.7	0.7
Feb-92	88	68.9	438	5546655	1494659	641506.5	0.8
Jan-92	90.6	71.2	442.7	5533953	1492106	639509.1	0.8
Dec-91	90.2	70.3	375.4	5520230	1489297	637301.5	0.8
Nov-91	93.7	69	435	5508593	1486502	635122.2	0.7
Oct-91	89.5	71.5	344.3	5495542	1483692	633053	0.8
Sep-91	85.6	73.5	276.2	5484870	1480919	630836.5	0.9
Aug-91	84.1	67.2	242.1	5476585	1478350	628631.3	0.8
Jul-91	86.3	66.3	303.7	5469079	1475743	626546.9	0.8
Jun-91	85.9	59.9	313.2	5459663	1473068	624492.2	0.7
May-91	81.9	59.5	330.7	5450267	1470491	622696	0.7
Apr-91	83.2	59	643.2	5440016	1467952	620851.2	0.7
Mar-91	83.6	62	566.1	5420719	1465457	619080.3	0.7
Feb-91	85.7	60	491.4	5403171	1462866	617159.2	0.7
Jan-91	84.8	61.8	559.7	5389413	1460465	615480.2	0.7
Dec-90	85.1	63.6	532.9	5372061	1457836	613564	0.7
Nov-90	85.6	63.7	489.5	5355540	1455198	611592.2	0.7
Oct-90	90.2	60.1	528.3	5340855	1452632	609681.7	0.7
Sep-90	85.3	61.5	568.6	5324477	1449834	607820.1	0.7
Aug-90	79.9	52	446.4	5307419	1447275	605973.9	0.7
Jul-90	86	58.7	468.5	5293581	1444797	604360.5	0.7
Jun-90	84.3	59.4	326.8	5279058	1442131	602539.8	0.7
May-90	87	57.8	379.5	5269255	1439602	600756.7	0.7
Apr-90	80	61.3	395.9	5257491	1436904	598965.5	0.8
Mar-90	83.9	67.9	490.4	5245614	1434505	597126.6	0.8
Feb-90	85	67.1	491	5230413	1431905	595022.9	0.8
Jan-90	84.7	62.6	508.4	5216665	1429524	593142.9	0.7
Dec-89	85.5	62.4	526.4	5200906	1426897	591203.8	0.7
Nov-89	84.3	65.2	482	5184588	1424246	589269.3	0.8
Oct-89	84.8	68.2	488.3	5170127	1421718	587313.9	0.8
Sep-89	86.7	68.5	531.4	5154990	1419090	585201	0.8
Aug-89	84.2	63.7	674	5139048	1416490	583146.9	0.8
Jul-89	86.7	63.1	638.7	5118153	1413878	581173.2	0.7
Jun-89	83.6	59.2	680.1	5098352	1411190	579217.7	0.7
May-89	79.3	59.6	746	5077950	1408681	577442.9	0.8
Apr-89	82.4	57	795.7	5054824	1406222	575596.5	0.7

Mar-89	84.5	61.6	704.8	5030952	1403749	573888	0.7
Feb-89	84.1	62.5	756.3	5009103	1401130	571977.8	0.7
Jan-89	85.1	59.2	779.1	4987927	1398776	570229.2	0.7
Dec-88	82.8	61.8	696.1	4963775	1396138	568394.8	0.7
Nov-88	84.5	52.7	730.4	4942197	1393572	566478.7	0.6
Oct-88	85.7	62.5	691.9	4920284	1391036	564898.7	0.7
Sep-88	85.2	64.5	708.1	4898834	1388378	562961.4	0.8
Aug-88	87.5	73.6	750.8	4877591	1385823	561025.4	0.8
Jul-88	87	72.1	775.2	4854316	1383109	558742.6	0.8
Jun-88	83.4	59.1	696.3	4830284	1380411	556508.1	0.7
May-88	70.3	58	754.8	4809394	1377908	554736.1	0.8
Apr-88	77.7	62.7	801.6	4785994	1375727	552937.5	0.8
Mar-88	81.4	62.1	772.2	4761945	1373397	551055.7	0.8
Feb-88	81.4	60.3	719.5	4738007	1370873	549129.7	0.7
Jan-88	81.5	60.9	780.3	4717141	1368511	547379.7	0.7
Dec-87	82.5	59.1	780.2	4692951	1365984	545491.8	0.7
Nov-87	83.5	59.6	757.5	4668764	1363428	543660.7	0.7
Oct-87	80.4	54.2	518.3	4646040	1360923	541873.6	0.7
Sep-87	84.4	70.9	713.5	4629974	1358430	540194.9	0.8
Aug-87	83	69.4	665.9	4608569	1355897	538066.8	0.8
Jul-87	86	49.6	673.9	4587926	1353323	535914.7	0.6
Jun-87	81	62.5	619.3	4567034	1350659	534378.6	0.8
May-87	76.6	57	687.6	4548456	1348228	532503.5	0.7
Apr-87	75.5	47.2	730.1	4527139	1345854	530736.1	0.6
Mar-87	85.4	56.5	648.9	4505237	1343588	529320.6	0.7
Feb-87	84.6	53.5	722.1	4485120	1340939	527569.5	0.6
Jan-87	84.7	46.7	676.7	4464901	1338570	526071.8	0.6
Dec-86	80.4	45.3	656.5	4443922	1335944	524622.7	0.6
Nov-86	80.8	51.3	712.5	4423572	1333452	523217.9	0.6
Oct-86	81.7	53.7	701.8	4402196	1331028	521680	0.7
Sep-86	81.7	43.2	711	4380440	1328494	520014.3	0.5
Aug-86	80.4	55	530	4359111	1326044	518716.9	0.7
Jul-86	75.5	51.5	616.1	4342682	1323552	517012.3	0.7
Jun-86	77.8	46.4	545.2	4323582	1321210	515414.8	0.6
May-86	80.8	45.9	609.9	4307225	1318875	514021.5	0.6
Apr-86	84.5	54.1	688	4288317	1316371	512598.1	0.6
Mar-86	67.3	47.3	680.8	4267678	1313836	510975.9	0.7
Feb-86	84.1	51.2	643.8	4246572	1311751	509510.2	0.6
Jan-86	73.1	50	657.6	4228545	1309397	508077.7	0.7
Dec-85	64.3	52.1	699.8	4208160	1307130	506526.6	0.8
Nov-85	81.3	52.2	677.9	4186466	1305137	504911	0.6
Oct-85	79.8	52.7	556.3	4166128	1302699	503345.3	0.7
Sep-85	84.4	60.7	629	4148882	1300225	501711.6	0.7
Aug-85	77.7	43.2	600.9	4130011	1297694	499891.2	0.6
Jul-85	79.1	40.3	551.6	4111382	1295284	498551.3	0.5
Jun-85	78.5	48.4	576.2	4094281	1292832	497302.8	0.6
May-85	77	34.6	499.6	4076996	1290479	495851.9	0.5
Apr-85	72.2	37	520.3	4061508	1288093	494777.9	0.5
Mar-85	74	39.2	568.2	4045898	1285929	493668.5	0.5

Feb-85	75.6	39	480.7	4028284	1283634	492454.7	0.5
Jan-85	74.2	35.5	382.9	4014824	1281518	491363.2	0.5
Dec-84	74.2	37.4	417	4002954	1279219	490263.6	0.5
Nov-84	78.1	40.6	358.7	3990028	1276917	489105	0.5
Oct-84	71.4	39.4	359.1	3979267	1274573	487888.1	0.6
Sep-84	74.4	39.1	398.5	3968136	1272359	486666.9	0.5
Aug-84	67.1	29.9	211	3956180	1270126	485493.9	0.4
Jul-84	68.6	27.8	166.8	3949638	1268045	484566.9	0.4
Jun-84	57.7	16.9	16.9	3944468	1265917	483705.1	0.3
May-84	52.8	16.3	149.6	3943961	1264186	483198.1	0.3
Apr-84	68.4	29.1	215.8	3939322	1262548	482692.8	0.4
Mar-84	71.2	33.6	215.5	3932847	1260495	481818.7	0.5
Feb-84	74.3	35.4	217.6	3926165	1258287	480775.6	0.5
Jan-84	75.9	35.4	163.5	3919856	1256133	479749.1	0.5
Dec-83	74.3	35.3	136.2	3914787	1253780	478651.8	0.5
Nov-83	75.8	34.8	191.4	3910564	1251477	477558.2	0.5
Oct-83	75.8	37.9	217.2	3904821	1249203	476514.8	0.5
Sep-83	73.2	35.8	241.1	3898088	1246852	475340.7	0.5
Aug-83	71	36.1	190.5	3890855	1244656	474266.4	0.5
Jul-83	68.9	32.9	119.2	3884949	1242456	473146.9	0.5
Jun-83	71.4	35.5	214.5	3881255	1240321	472128.5	0.5
May-83	74.1	34.2	237.3	3874820	1238180	471063.5	0.5
Apr-83	75.2	34.3	241.8	3867464	1235883	470003.6	0.5
Mar-83	75.7	36.2	214.2	3860210	1233625	468975.4	0.5
Feb-83	77	40	241	3853570	1231279	467853.8	0.5
Jan-83	76.9	38.1	233.2	3846823	1229123	466732.7	0.5
Dec-82	78.6	39.1	214.2	3839593	1226738	465551	0.5
Nov-82	76	37.6	204.2	3832951	1224302	464340.2	0.5
Oct-82	78.1	41.6	257.7	3826826	1222024	463211.6	0.5
Sep-82	75.9	22.5	38.9	3818836	1219603	461922	0.3
Aug-82	74.5	38.1	200.2	3817669	1217325	461245.8	0.5
Jul-82	77.3	41.3	206.6	3811462	1215014	460065.1	0.5
Jun-82	82.2	47.9	209.6	3805059	1212619	458784.3	0.6
May-82	55.6	31.8	198.9	3798770	1210152	457347.5	0.6
Apr-82	74.9	44.7	207.9	3792604	1208428	456362.2	0.6
Mar-82	76.5	44.4	217.2	3786368	1206181	455021.3	0.6
Feb-82	75.4	38.4	211.3	3779634	1203810	453644	0.5
Jan-82	75.9	34.8	224.3	3773718	1201699	452568.6	0.5
Dec-81	78	35.6	216.6	3766764	1199345	451490.5	0.5
Nov-81	71.9	31.5	232.8	3760051	1196926	450388.1	0.4
Oct-81	74	32	211.3	3753066	1194770	449442.1	0.4
Sep-81	74.9	32.6	196.2	3746516	1192474	448450.1	0.4
Aug-81	75.7	32	179.5	3740629	1190226	447471.9	0.4
Jul-81	76.8	33.4	205.3	3735066	1187880	446481.2	0.4
Jun-81	76.7	33	229.6	3728701	1185499	445445.2	0.4
May-81	62.8	26.5	218	3721814	1183199	444455.4	0.4
Apr-81	76	29.7	225.4	3715057	1181252	443634.2	0.4
Mar-81	73.4	20.5	228.5	3708294	1178971	442743.5	0.3
Feb-81	74.2	21.6	240	3701210	1176695	442108.4	0.3

Jan-81	74.5	21.8	228.1	3694489	1174618	441504.1	0.3
Dec-80	76.2	21.4	243.2	3687419	1172310	440827.3	0.3
Nov-80	74.8	20.5	221.5	3679880	1169948	440165.4	0.3
Oct-80	75.8	21.3	234.5	3673235	1167704	439551.5	0.3
Sep-80	77	21.5	239.6	3665966	1165355	438889.7	0.3
Aug-80	67.4	18.3	231.6	3658778	1163047	438244.1	0.3
Jul-80	72.1	20.5	187.8	3651600	1160958	437677	0.3
Jun-80	74.1	20.7	149.4	3645778	1158724	437040.5	0.3
May-80	75.2	21.1	215.1	3641296	1156501	436418.2	0.3
Apr-80	74.9	23.8	206.5	3634629	1154169	435764.9	0.3
Mar-80	74.6	22.6	220.5	3628433	1151921	435050.3	0.3
Feb-80	74.9	23	229.4	3621597	1149610	434350.9	0.3
Jan-80	74.6	24.5	209.9	3614945	1147437	433683.7	0.3
Dec-79	76.2	23.2	217.5	3608438	1145125	432924	0.3
Nov-79	75.6	23.3	0	3601696	1142762	432204.6	0.3
Oct-79	75	22.8	217.8	3601696	1140494	431506.9	0.3
Sep-79	76.8	23.1	220.5	3594945	1138169	430800.4	0.3
Aug-79	74.7	21.8	209.3	3588329	1135866	430107.2	0.3
Jul-79	74.9	21.2	217.4	3581841	1133552	429431.7	0.3
Jun-79	74.1	20.6	216.2	3575100	1131229	428774.1	0.3
May-79	74.3	22.8	211.3	3568614	1129006	428155.4	0.3
Apr-79	73.8	25.9	213.3	3562063	1126702	427449.5	0.4
Mar-79	74.5	33.9	211.8	3555664	1124488	426673.6	0.5
Feb-79	77.9	26.7	212.6	3549097	1122178	425621.5	0.3
Jan-79	78.5	27.1	218.4	3543144	1119995	424873.8	0.3
Dec-78	77.2	37.6	224.7	3536372	1117563	424032.4	0.5
Nov-78	78.1	38.4	241.2	3529406	1115171	422867.6	0.5
Oct-78	74.9	34.3	64.8	3522170	1112829	421716.7	0.5
Sep-78	76.6	25.2	219.1	3520160	1110506	420654.8	0.3
Aug-78	77.9	25.3	208	3513588	1108208	419898.8	0.3
Jul-78	76.9	24.5	211.7	3507139	1105792	419114.3	0.3
Jun-78	73.4	25.3	221.7	3500578	1103409	418353.6	0.3
May-78	76.4	24	222.5	3493927	1101207	417595.9	0.3
Apr-78	77.4	23	226.4	3487030	1098838	416851.5	0.3
Mar-78	77.4	21.6	227.3	3480238	1096516	416161	0.3
Feb-78	77.7	22.4	229.2	3473190	1094118	415490	0.3
Jan-78	78.7	22.7	246.9	3466773	1091943	414864.2	0.3
Dec-77	76.8	25.7	209.9	3459118	1089503	414160.1	0.3
Nov-77	77.6	21.9	232.5	3452609	1087122	413364.2	0.3
Oct-77	74.8	23.4	212.6	3445635	1084794	412708	0.3
Sep-77	76.2	24	195.3	3439043	1082477	411983.4	0.3
Aug-77	76	23.9	199.1	3433185	1080192	411262	0.3
Jul-77	77.5	25.8	219.8	3427012	1077835	410522	0.3
Jun-77	75.6	26.2	239.3	3420198	1075434	409721.9	0.3
May-77	76.8	27.5	218	3413019	1073167	408935.2	0.4
Apr-77	77.8	25.5	227.7	3406260	1070785	408081.3	0.3
Mar-77	80.2	24	219.2	3399427	1068452	407316	0.3
Feb-77	81.4	24.5	223.9	3392633	1065967	406570.8	0.3
Jan-77	75.2	23.8	172.2	3386363	1063687	405883.9	0.3



Dec-76	77.8	20.2	226.9	3381025	1061356	405147.1	0.3
Nov-76	78.9	18	222	3373990	1058945	404520.9	0.2
Oct-76	78.9	20.4	128.1	3367331	1056577	403980.9	0.3
Sep-76	76.8	35.2	39.5	3363360	1054133	403347	0.5
Aug-76	78.9	17.2	165.5	3362174	1051830	402291.4	0.2
Jul-76	80.5	19.8	194.4	3357043	1049386	401756.8	0.2
Jun-76	81.1	26.2	180.5	3351015	1046890	401143.1	0.3
May-76	80.8	26.4	200.1	3345599	1044458	400358.5	0.3
Apr-76	46.1	13.4	183.4	3339395	1041952	399541.5	0.3
Mar-76	77.4	23.6	208.9	3333893	1040568	399140.3	0.3
Feb-76	76.9	23.2	211.6	3327416	1038170	398410.2	0.3
Jan-76	79.5	23.7	202.9	3321280	1035939	397738.7	0.3
Dec-75	79.4	26.5	218	3314991	1033476	397004.7	0.3
Nov-75	75.2	22.4	206.2	3308233	1031015	396181.9	0.3
Oct-75	77.8	25.7	222.2	3302047	1028760	395509.5	0.3
Sep-75	80	25.9	251.2	3295158	1026348	394713.5	0.3
Aug-75	81.3	26.2	175.4	3287620	1023948	393936.7	0.3
Jul-75	80.3	24.3	170.7	3282183	1021427	393123.6	0.3
Jun-75	81.8	31.6	248.9	3276890	1018938	392369.7	0.4
May-75	78.3	28.8	186	3269423	1016484	391420.4	0.4
Apr-75	79.7	30.5	230.1	3263655	1014056	390528.3	0.4
Mar-75	80.3	28.4	246.3	3256752	1011667	389613.7	0.4
Feb-75	81.5	28.3	247.2	3249115	1009179	388734.4	0.3
Jan-75	81.4	29.4	259.5	3242193	1006897	387940.9	0.4
Dec-74	80.2	29.2	191	3234148	1004374	387030.5	0.4
Nov-74	79.7	26.4	249.7	3228227	1001889	386124.6	0.3
Oct-74	80.7	26.5	235.9	3220736	999498.5	385334.1	0.3
Sep-74	81.4	26.4	266.1	3213422	996996.2	384512.9	0.3
Aug-74	83.3	34.5	244.3	3205438	994553.1	383721.5	0.4
Jul-74	84.8	44	283.3	3197865	991970.6	382652.6	0.5
Jun-74	81.6	38.5	256	3189083	989340.9	381289.4	0.5
May-74	78.5	37.6	283.5	3181404	986893.7	380133.3	0.5
Apr-74	78.5	37.4	291.1	3172617	984459.8	378968.8	0.5
Mar-74	80.5	37.6	290.7	3163883	982106.3	377847.5	0.5
Feb-74	80.3	37.6	288.3	3154872	979609.3	376680.6	0.5
Jan-74	80.9	38.4	269.3	3146800	977360.5	375628.4	0.5
Dec-73	80.4	36.7	243.4	3138450	974852.3	374438.1	0.5
Nov-73	81.8	36.8	277.4	3130905	972360.6	373301.3	0.4
Oct-73	84.5	38.6	278.5	3122584	969905.6	372198.4	0.5
Sep-73	84.4	33.9	285.1	3113949	967286.5	371002	0.4
Aug-73	84.1	35.2	295.4	3105395	964753.2	369985.7	0.4
Jul-73	85	33.6	301.7	3096238	962145.1	368894.5	0.4
Jun-73	84.9	33.3	303.4	3086885	959509.7	367851.9	0.4
May-73	84	35.3	303.5	3077782	956961.8	366851.6	0.4
Apr-73	83.7	32.2	317.4	3068374	954357.8	365758.8	0.4
Mar-73	83	27.8	284.2	3058852	951848.3	364794.1	0.3
Feb-73	81.6	31.6	292.4	3050041	949273.8	363931.6	0.4
Jan-73	81.1	28.5	307.6	3041853	946988.2	363046.2	0.4
Dec-72	82.6	30.1	272.8	3032316	944473	362162.1	0.4

Nov-72	83.4	28.1	284.9	3023858	941913.4	361228.4	0.3
Oct-72	83.2	28	249.8	3015311	939410.6	360384.4	0.3
Sep-72	85.9	33.8	292.2	3007568	936831.5	359515.3	0.4
Aug-72	84.3	41.4	310.3	2998803	934254.9	358501.7	0.5
Jul-72	84.3	33.8	277.5	2989183	931640.3	357216.9	0.4
Jun-72	88.2	38.1	284.8	2980580	929027.8	356167.9	0.4
May-72	87.8	39.7	298.2	2972037	926381.5	355024.9	0.5
Apr-72	86.1	31.6	319.7	2962794	923659.3	353793.9	0.4
Mar-72	84.8	24.8	296.4	2953202	921075.3	352846.9	0.3
Feb-72	86.2	25.2	296.3	2944013	918446.7	352079.4	0.3
Jan-72	86.5	26.2	320.1	2935421	915948.2	351349.1	0.3
Dec-71	88	26.1	327	2925496	913267.6	350536.2	0.3
Nov-71	88.7	36.6	298.9	2915359	910540.9	349727.4	0.4
Oct-71	90.5	46.9	299.1	2906391	907880.6	348630.3	0.5
Sep-71	92.9	54.5	308.8	2897118	905076.4	347176.9	0.6
Aug-71	92.3	37.2	329.5	2887855	902289.5	345542.8	0.4
Jul-71	93	39.1	371.8	2877640	899429.3	344390.7	0.4
Jun-71	93.2	28.1	308.9	2866113	896546.2	343178.4	0.3
May-71	92.1	30.7	326.9	2856845	893750.2	342336.7	0.3
Apr-71	94.6	34.1	341.5	2846713	890893.8	341385.5	0.4
Mar-71	92.1	36.6	319.3	2836467	888057.1	340361.5	0.4
Feb-71	90.5	35.4	321.7	2826570	885201.8	339226.2	0.4
Jan-71	90.4	32.1	310	2817563	882668.3	338235.6	0.4
Dec-70	93.8	31.7	290.9	2807951	879864.8	337241.3	0.3
Nov-70	93.1	33.8	279.9	2798932	876957.9	336258.4	0.4
Oct-70	94.5	35.9	290.4	2790534	874164.9	335244.3	0.4
Sep-70	95.6	34.8	274.9	2781531	871236.3	334132.2	0.4
Aug-70	96.2	29.6	229.2	2773283	868367.2	333089.3	0.3
Jul-70	95.6	35.7	278.7	2766176	865386.3	332170.8	0.4
Jun-70	99.8	38.6	301.9	2757537	862423	331062.7	0.4
May-70	95.2	37.3	302.6	2748479	859430.4	329904.3	0.4
Apr-70	95.6	37	294.6	2739099	856479.1	328749.1	0.4
Mar-70	93.5	34.8	302.5	2730261	853610.4	327639.4	0.4
Feb-70	94.4	36.2	371.5	2720883	850712.9	326561.1	0.4
Jan-70	95.6	31.9	294.1	2710482	848069.6	325548.2	0.3
Dec-69	98	34.3	353.6	2701366	845105.9	324560.6	0.3
Nov-69	98	34.8	325.4	2690404	842066.7	323497	0.4
Oct-69	102.4	36.9	377.1	2680643	839125.4	322452.7	0.4
Sep-69	100.3	32.3	282.2	2668952	835951.3	321309.2	0.3
Aug-69	100.8	40.2	357.5	2660488	832941.9	320339.2	0.4
Jul-69	100.6	36.9	364.6	2649404	829817.5	319093.9	0.4
Jun-69	96.9	32.4	354.7	2638101	826698.9	317951	0.3
May-69	96.1	38.9	376.8	2627461	823792.2	316979.7	0.4
Apr-69	90.3	35.8	329.9	2615778	820813.7	315775.1	0.4
Mar-69	93.6	34	373.9	2605881	818105	314700.1	0.4
Feb-69	92.6	47	379.6	2594290	815203.3	313645.6	0.5
Jan-69	94.9	33.4	301.8	2583661	812611.6	312328.2	0.4
Dec-68	94.9	35.2	289.2	2574304	809669.2	311292.6	0.4
Nov-68	98.1	35.8	305.6	2565338	806728.5	310202.1	0.4

Oct-68	102.1	36.4	296.1	2556169	803785.9	309128.4	0.4
Sep-68	102.4	39.6	278.4	2546990	800621.8	308001.5	0.4
Aug-68	99.4	39.8	276.6	2538638	797549.6	306814	0.4
Jul-68	99.5	33.1	270.8	2530063	794467.8	305581.1	0.3
Jun-68	100.6	40.7	317.5	2521668	791382.1	304554.4	0.4
May-68	102.9	35.9	314.2	2512143	788364.4	303334.8	0.3
Apr-68	104.9	41.4	344.7	2502402	785174.8	302221.5	0.4
Mar-68	104.1	44.4	317.2	2492059	782027.3	300979.1	0.4
Feb-68	104.3	44.4	293.5	2482227	778800.9	299602.2	0.4
Jan-68	102.1	43.9	229.5	2473716	775775	298315.9	0.4
Dec-67	103	44.6	176.3	2466602	772609.2	296953.6	0.4
Nov-67	105.4	43.6	383.7	2461138	769416	295571.7	0.4
Oct-67	107.6	44.4	587.4	2449626	766254.7	294262.7	0.4
Sep-67	108.9	44.6	615.7	2431416	762919.4	292887.2	0.4
Aug-67	105.6	46.8	522.9	2412946	759652.7	291550.3	0.4
Jul-67	107.6	43.9	605.1	2396736	756377.7	290098.5	0.4
Jun-67	112	43.1	569.6	2377977	753043.6	288738.1	0.4
May-67	109.9	45.1	604.1	2360889	749683.8	287444.3	0.4
Apr-67	108.4	43.4	606.7	2342161	746278.4	286044.8	0.4
Mar-67	111.6	49.3	630	2323962	743026.1	284743.2	0.4
Feb-67	112	49.5	628.9	2304432	739566.1	283214.6	0.4
Jan-67	107.7	47.1	631.4	2286822	736428.8	281828.8	0.4
Dec-66	109.7	45.4	630.2	2267250	733089.5	280370.1	0.4
Nov-66	108.9	46.1	591.1	2247714	729688.1	278963.7	0.4
Oct-66	115.3	46.3	659.3	2229981	726421.8	277580	0.4
Sep-66	115.6	54.2	615	2209543	722848.8	276145.7	0.5
Aug-66	113.1	43.9	618.7	2191095	719381.5	274519.7	0.4
Jul-66	114.1	46	598.5	2171915	715874.4	273160.3	0.4
Jun-66	107.4	43	634.3	2153362	712336.1	271733.4	0.4
May-66	107.4	43.1	603.6	2134332	709114	270443.9	0.4
Apr-66	111.2	42.1	643	2115620	705786.1	269108.1	0.4
Mar-66	108.1	44.5	619.5	2096329	702449	267845.4	0.4
Feb-66	109.9	56.5	645.4	2077125	699099.1	266466.7	0.5
Jan-66	106	42.2	535.7	2059053	696021.2	264886	0.4
Dec-65	114.4	36.6	617.7	2042447	692736.5	263576.5	0.3
Nov-65	114	52	569	2023297	689189.6	262442.1	0.5
Oct-65	110.5	43.7	638.3	2006226	685768.6	260883.1	0.4
Sep-65	112.8	40.9	569.6	1986440	682342.1	259528.7	0.4
Aug-65	111.9	46.2	611.7	1969351	678958.4	258303	0.4
Jul-65	113.1	66.6	640.9	1950388	675489.7	256870.8	0.6
Jun-65	115.3	56.2	562.9	1930520	671983.7	254806.1	0.5
May-65	112.9	55.1	598.3	1913633	668526.2	253119.3	0.5
Apr-65	116.3	52	612.9	1895085	665026.7	251412.6	0.4
Mar-65	114.7	50.4	563.3	1876697	661538.2	249851.3	0.4
Feb-65	111.8	58.6	597.7	1859233	657981.8	248289.2	0.5
Jan-65	112.7	55.5	532.7	1842497	654850.1	246649.6	0.5
Dec-64	118.6	53.9	564.4	1825984	651357.6	244928.1	0.5
Nov-64	119.8	50.6	612.9	1808487	647682.3	243257.7	0.4
Oct-64	122.6	52.2	592.7	1790100	644088.7	241740.4	0.4

Sep-64	123.3	52.3	572.9	1771727	640288.4	240121.9	0.4
Aug-64	124.6	45.8	554.1	1754539	636588.8	238553.2	0.4
Jul-64	117.6	48.6	583.5	1737362	632725.8	237132.3	0.4
Jun-64	121.3	47.6	547.1	1719275	629079.3	235627	0.4
May-64	116.7	47.6	494.5	1702861	625440.2	234199.7	0.4
Apr-64	117	50.9	506.7	1687531	621821.1	232723.8	0.4
Mar-64	118.7	49.8	485.9	1672329	618312.4	231195.8	0.4
Feb-64	119	53.1	562.9	1657266	614633.3	229652.3	0.4
Jan-64	116	42.1	523.5	1640941	611181.1	228113	0.4
Dec-63	114	41.7	545.2	1624712	607585.1	226808.5	0.4
Nov-63	115.2	42.3	473.5	1607809	604050.9	225516.2	0.4
Oct-63	116.6	42.3	469.4	1593605	600595.2	224248.4	0.4
Sep-63	119.3	42.3	479.7	1579054	596982	222937.4	0.4
Aug-63	115.8	37.4	459	1564662	593402.4	221668	0.3
Jul-63	115.6	39.4	454.4	1550432	589811.6	220508.7	0.3
Jun-63	121.9	43.7	504.3	1536347	586226.7	219288.8	0.4
May-63	120.6	51.5	530.5	1521217	582568.4	217977.7	0.4
Apr-63	122.8	61.9	508.9	1504771	578828.9	216382	0.5
Mar-63	123.2	61.6	611	1489503	575145.2	214524.8	0.5
Feb-63	124.9	62.6	603.5	1470563	571325.8	212615.3	0.5
Jan-63	117.6	60.7	598.5	1453664	567829.8	210863	0.5
Dec-62	124.3	56	555.5	1435110	564182.8	208981.8	0.5
Nov-62	126.2	62.6	601.2	1417888	560329.6	207245.1	0.5
Oct-62	125.8	66.7	578.7	1399853	556545.1	205365.9	0.5
Sep-62	126	72.7	560.4	1381914	552643.9	203299.6	0.6
Aug-62	126.6	69	522.1	1365101	548863.5	201119	0.5
Jul-62	126.7	57.6	519	1348917	544939	198979	0.5
Jun-62	128.4	75.6	530.9	1332828	541010	197194	0.6
May-62	129.9	59.4	529	1316900	537157	194926.6	0.5
Apr-62	128.4	66.9	526.1	1300503	533131.2	193085.7	0.5
Mar-62	136.2	70.5	548.4	1284718	529278.4	191078.4	0.5
Feb-62	138.4	69.3	538.7	1267717	525056.2	188894.2	0.5
Jan-62	141.3	66.9	573.9	1252633	521181.2	186953.7	0.5
Dec-61	139.2	63.1	606.6	1234843	516801.6	184881	0.5
Nov-61	141.9	67.5	553.4	1216039	512485.4	182925.6	0.5
Oct-61	144.6	68.3	529.6	1199437	508228	180899.6	0.5
Sep-61	145.7	69.6	529.3	1183021	503746.1	178783.5	0.5
Aug-61	146.6	63.9	426.9	1167141	499374.1	176694.7	0.4
Jul-61	149.2	73.8	467.4	1153907	494831	174714.4	0.5
Jun-61	144.9	71.6	538.4	1139416	490204.5	172425.2	0.5
May-61	146.1	58.3	540.5	1123263	485856.4	170277.9	0.4
Apr-61	144.3	62.2	530.2	1106508	481327.5	168469.6	0.4
Mar-61	140.5	56.7	537.8	1090601	476999.5	166602.8	0.4
Feb-61	136.7	55.7	532.4	1073929	472643.8	164843.9	0.4
Jan-61	136.5	67.8	517.1	1059023	468815	163283.3	0.5
Dec-60	138.4	60.1	529.4	1042991	464582.5	161182.2	0.4
Nov-60	136.3	72.1	541.8	1026580	460293.6	159318.9	0.5
Oct-60	141.3	65.9	464.8	1010326	456205.2	157156.6	0.5
Sep-60	144.2	82.7	557	995917.9	451826.3	155113.6	0.6

Aug-60	146.7	82	555.1	979209	447499.7	152631.6	0.6
Jul-60	146.6	72.7	555.3	961999.5	442953.1	150090.6	0.5
Jun-60	148.5	76.6	540	944785.3	438407.3	147837.8	0.5
May-60	146.1	82	494.1	928586.6	433953.1	145539.2	0.6
Apr-60	146.1	71.2	504.5	913269.9	429423.2	142998.5	0.5
Mar-60	145.1	68.3	503.4	898135.6	425041.5	140861.9	0.5
Feb-60	142.4	69	521	882529.8	420542.5	138744.9	0.5
Jan-60	139.6	64.1	506.7	867419.6	416413.5	136743.5	0.5
Dec-59	140.4	68.9	510.8	851712.3	412087.1	134755.3	0.5
Nov-59	139.9	71.9	528	835877.1	407736.2	132620.4	0.5
Oct-59	142	89.1	465.4	820037.3	403538.9	130464.2	0.6
Sep-59	146.1	87.9	534.7	805608.9	399136	127703.4	0.6
Aug-59	150.9	92	552.1	789567.7	394751.8	125066	0.6
Jul-59	152.3	93.5	513.9	772451.2	390073.6	122214.5	0.6
Jun-59	151.4	64.4	462.2	756520.9	385353.8	119317.3	0.4
May-59	148.8	63.3	495.2	742654.2	380810.9	117386.3	0.4
Apr-59	151.3	65.5	545.6	727301.5	376196.6	115423.4	0.4
Mar-59	155.5	66.3	550.6	710932.3	371657	113457.6	0.4
Feb-59	153.2	63.5	485.4	693865	366836.8	111403.7	0.4
Jan-59	154.9	64.9	433.9	680274.6	362546.7	109624.4	0.4
Dec-58	156.2	67.3	519.4	666824.9	357745.3	107611.9	0.4
Nov-58	158.5	73.7	535.1	650723.7	352903.7	105527.1	0.5
Oct-58	159.8	66.9	504.3	634672	348150	103316.8	0.4
Sep-58	158	62	515.2	619038	343197	101244.4	0.4
Aug-58	158.9	60.2	517.7	603581	338457.8	99385.5	0.4
Jul-58	171.7	59.9	542.7	587532.2	333531.3	97518.4	0.3
Jun-58	176.2	61.1	549.5	570707.5	328209.7	95661.8	0.3
May-58	169.7	66.4	450.4	554221.2	322925	93827.6	0.4
Apr-58	161	78.1	527.6	540260.2	317665.5	91769.5	0.5
Mar-58	165.9	72.7	568.5	524433	312834.3	89427.1	0.4
Feb-58	167.3	85.1	532.3	506809.1	307692.7	87172.6	0.5
Jan-58	168.2	79.5	526	491906	303006.9	84789.2	0.5
Dec-57	166.7	72.3	566.2	475598.7	297791.4	82323.6	0.4
Nov-57	161.6	73.8	502.8	458047.5	292624.1	80081.3	0.5
Oct-57	168.1	72.3	495	442964.6	287775.7	77866	0.4
Sep-57	169.5	79.2	518.3	427620.9	282564.1	75624.6	0.5
Aug-57	166.8	75.2	475.8	412072.8	277477.9	73248.8	0.5
Jul-57	165.1	70.8	441.4	397323.1	272307.6	70918.4	0.4
Jun-57	164.2	76.3	467.8	383640.6	267188.5	68722.7	0.5
May-57	170.1	73.8	487.5	369605.6	262263.7	66434.9	0.4
Apr-57	166.7	67.9	432.4	354492.8	256992.1	64145.9	0.4
Mar-57	165.2	70.2	386.6	341521.4	251989.9	62107.6	0.4
Feb-57	173.5	81.7	360.3	329535.4	246867.5	59932.2	0.5
Jan-57	168.7	49.6	155.4	319447.5	242008.7	57644	0.3
Dec-56	174.2	62.6	172.3	314629.1	236777.6	56104.9	0.4
Nov-56	187.6	78.5	341.5	309289.3	231377.3	54163.4	0.4
Oct-56	201.8	85.7	408.5	299044.5	225748.8	51807.8	0.4
Sep-56	200.7	101	459.2	286380.4	219492.5	49152.4	0.5
Aug-56	201.2	80.1	440.9	272605.2	213472.3	46123.1	0.4

Jul-56	205.4	69.9	443.4	258936.3	207236.4	43640.4	0.3
Jun-56	206.4	72.3	487.3	245190.9	200869.1	41473.5	0.4
May-56	205.6	74.7	497.5	230573.4	194678.3	39303.2	0.4
Apr-56	207.4	80.6	362.2	215151	188303.6	36988.4	0.4
Mar-56	206.3	75.7	518.3	204284.4	182081.1	34569.1	0.4
Feb-56	213.6	58.2	516.9	188215.8	175686.9	32222.4	0.3
Jan-56	186.9	52.8	351.5	173225.3	169493.9	30534.8	0.3
Dec-55	185.2	63.6	244	162328.4	163699.8	28896.8	0.3
Nov-55	194.7	67	189	154765.4	157960.1	26925.9	0.3
Oct-55	207.4	75.7	226.4	149095	152120.5	24917.3	0.4
Sep-55	214.5	78.6	211	142077.4	145689.7	22572.1	0.4
Aug-55	213.5	78.5	258.9	135746.3	139254.9	20215.2	0.4
Jul-55	212.8	61.4	235.4	127720.7	132635.6	17782	0.3
Jun-55	208.9	59.8	261.8	120424.8	126039.1	15879.3	0.3
May-55	195.8	48	244.2	112570.2	119772.6	14086.1	0.2
Apr-55	184	41	189.2	105001	113703.1	12598.1	0.2
Mar-55	182.3	48.4	246.6	99326	108183.3	11369	0.3
Feb-55	176.7	40.3	240.1	91682.6	102532.4	9869.2	0.2
Jan-55	137.1	28	251.9	84958.7	97584.5	8740.6	0.2
Dec-54	137.1	27.2	230.5	77149.2	93333.5	7874	0.2
Nov-54	135	26	85.5	70003.1	89082.7	7029.8	0.2
Oct-54	118.4	17.5	116.5	67439.1	85032	6250.1	0.1
Sep-54	119.2	16.5	118.9	63826.8	81360.9	5708.4	0.1
Aug-54	124.9	11	105.6	60259	77783.6	5214.4	0.1
Jul-54	117.7	8.8	111.5	56986.2	73911.5	4872.4	0.1
Jun-54	106.8	7.7	148.6	53529.4	70264.1	4599.1	0.1
May-54	109.5	7.3	147.4	49071.9	67061.1	4367	0.1
Apr-54	110.2	7.8	120.9	44501.5	63666	4140.6	0.1
Mar-54	117.7	8.5	111.7	40875.4	60359	3905.7	0.1
Feb-54	124.8	10.9	118.6	37411.9	56708.8	3641.1	0.1
Jan-54	126.1	11.7	120.5	34090.4	53213.5	3334.9	0.1
Dec-53	141.7	16.1	130.5	30354.6	49303.8	2973.4	0.1
Nov-53	140.7	12.2	186.8	26308.1	44910.1	2475.8	0.1
Oct-53	119.8	6.9	209.3	20705	40690.3	2110.3	0.1
Sep-53	118.2	8.2	228.3	14218.2	36976.8	1896.1	0.1
Aug-53	103.5	7.1	232.4	7369.8	33430.8	1650.3	0.1
Jul-53	73.1	6	0	164.6	30221.1	1430.1	0.1
Jun-53	70.8	4.8	0	164.6	27956.5	1245.3	0.1
May-53	71.9	4.3	0	164.6	25832.6	1102.4	0.1
Apr-53	78.1	4.1	5.5	164.6	23604.5	967.6	0.1
Mar-53	88.1	5.9	0	0	21260.6	845.2	0.1
Feb-53	103.6	5.2	0	0	18529.8	661.6	0
Jan-53	103.8	3	0	0	15629.2	516.9	0
Dec-52	99.8	4.2	0	0	12410.1	422.5	0
Nov-52	66.6	3.3	0	0	9315.7	292.4	0
Oct-52	62.7	4.1	0	0	7316.3	192.9	0.1
Sep-52	38.6	1.2	0	0	5372.9	66.8	0
Aug-52	15.2	0.3	0	0	4213.9	30.2	0
Jul-52	12	0	0	0	3742	22.1	0

<b>Jun-52</b>	<b>11.2</b>	<b>0.2</b>	<b>0</b>	<b>0</b>	<b>3369.5</b>	<b>21.4</b>	<b>0</b>
<b>May-52</b>	<b>13.2</b>	<b>0.1</b>	<b>0</b>	<b>0</b>	<b>3033.1</b>	<b>16.2</b>	<b>0</b>
<b>Apr-52</b>	<b>8.6</b>	<b>0.1</b>	<b>0</b>	<b>0</b>	<b>2623.6</b>	<b>13.5</b>	<b>0</b>
<b>Mar-52</b>	<b>11.3</b>	<b>0.1</b>	<b>0</b>	<b>0</b>	<b>2366.4</b>	<b>11.8</b>	<b>0</b>
<b>Feb-52</b>	<b>10.4</b>	<b>0.1</b>	<b>0</b>	<b>0</b>	<b>2015.7</b>	<b>8</b>	<b>0</b>
<b>Jan-52</b>	<b>8</b>	<b>0</b>	<b>0</b>	<b>0</b>	<b>1713.6</b>	<b>4.2</b>	<b>0</b>
<b>Dec-51</b>	<b>8.7</b>	<b>0</b>	<b>0</b>	<b>0</b>	<b>1464.2</b>	<b>3.5</b>	<b>0</b>
<b>Nov-51</b>	<b>9.8</b>	<b>0</b>	<b>0</b>	<b>0</b>	<b>1194.4</b>	<b>3.1</b>	<b>0</b>
<b>Oct-51</b>	<b>11.7</b>	<b>0</b>	<b>0</b>	<b>0</b>	<b>900.9</b>	<b>2.6</b>	<b>0</b>
<b>Sep-51</b>	<b>12.6</b>	<b>0</b>	<b>0</b>	<b>0</b>	<b>538.1</b>	<b>1.8</b>	<b>0</b>
<b>Aug-51</b>	<b>3.2</b>	<b>0</b>	<b>0</b>	<b>0</b>	<b>159.5</b>	<b>1.8</b>	<b>0</b>
<b>Jul-51</b>	<b>1.9</b>	<b>0</b>	<b>0</b>	<b>0</b>	<b>59.1</b>	<b>1.3</b>	<b>0</b>

FIGURE 1

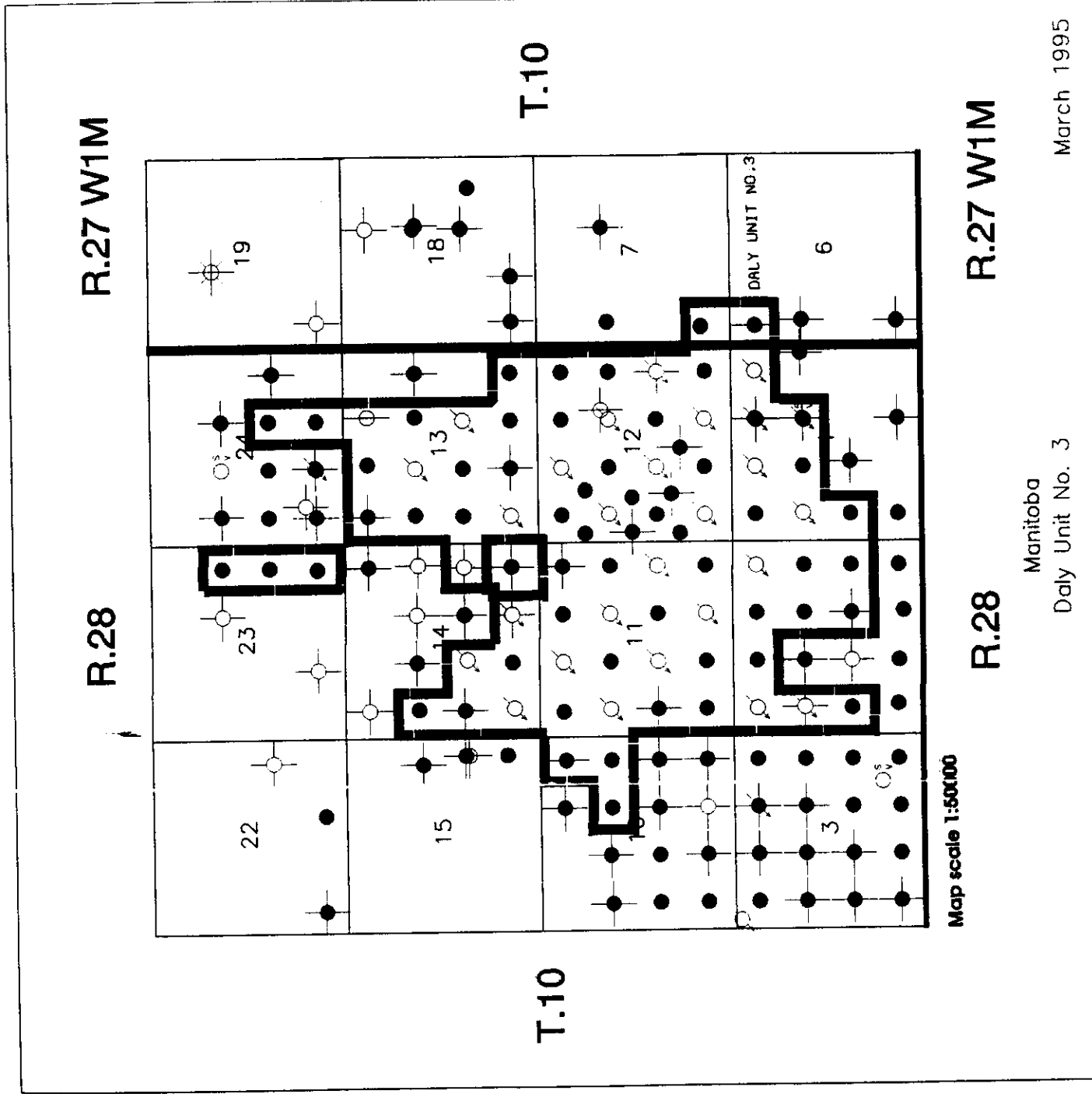
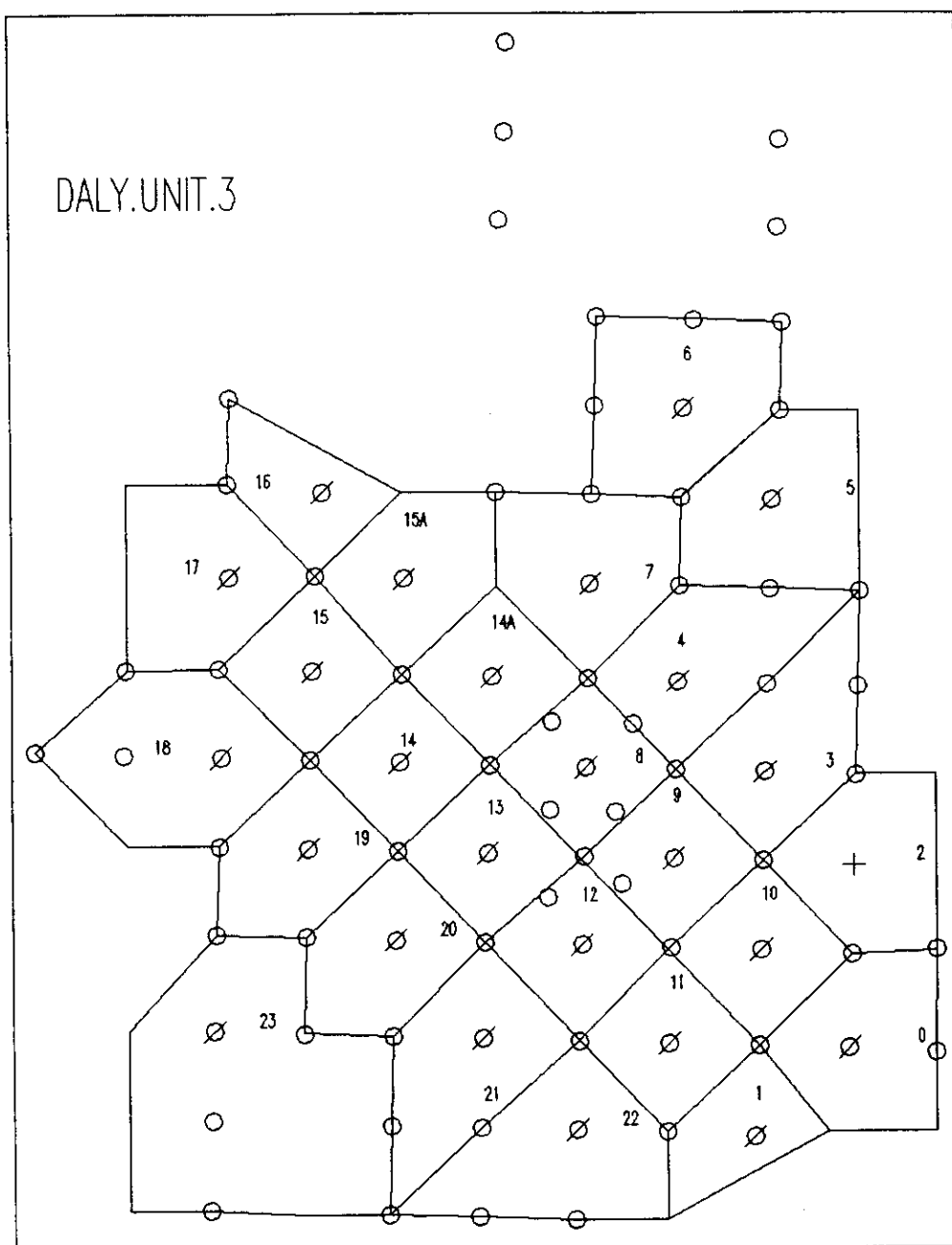




FIGURE 2



○ Oil Producer Ø Water Injector + Plugged & Abandoned

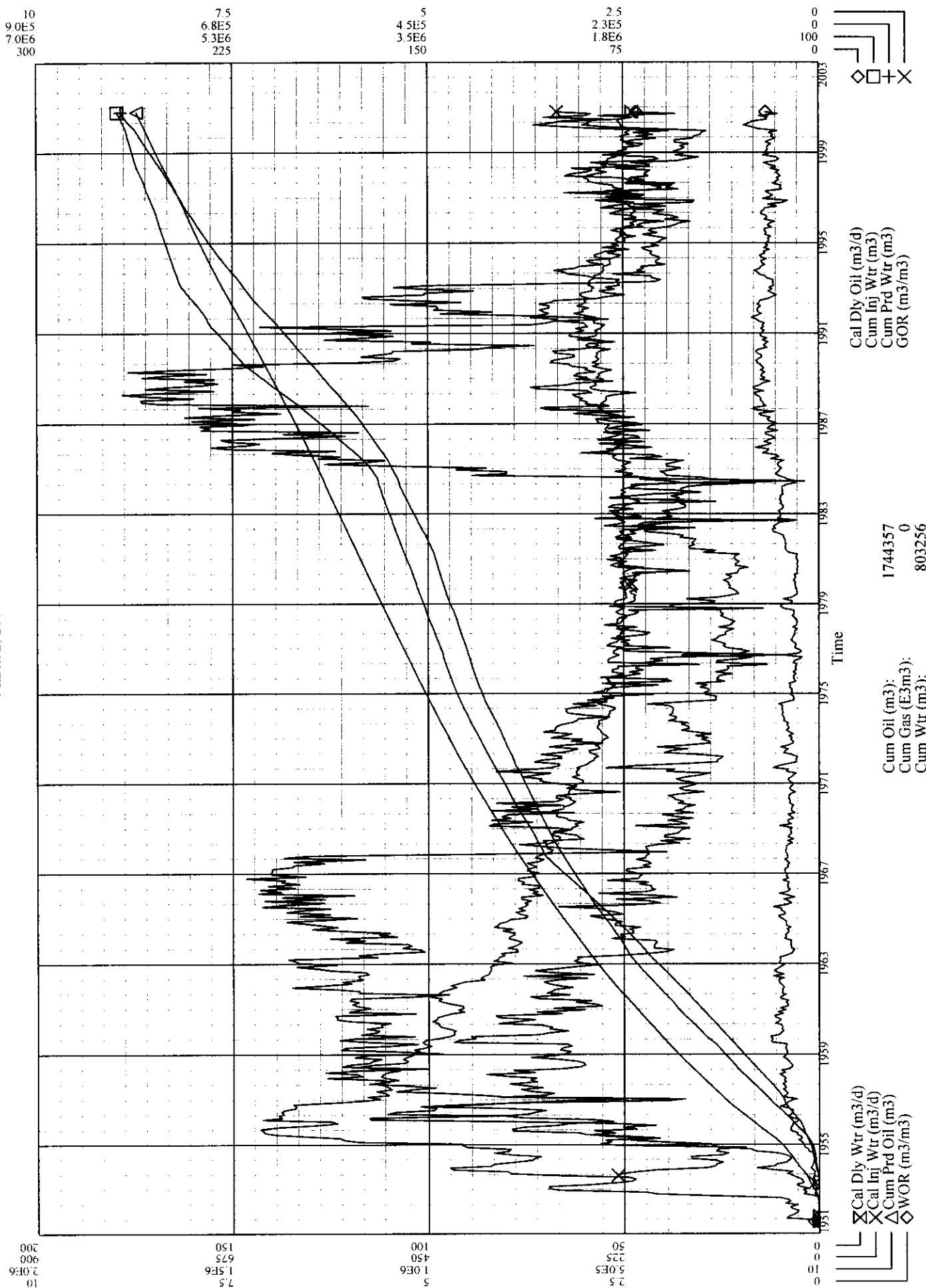
SDA Fri May 26 10:30:03 1995

TABLE 1

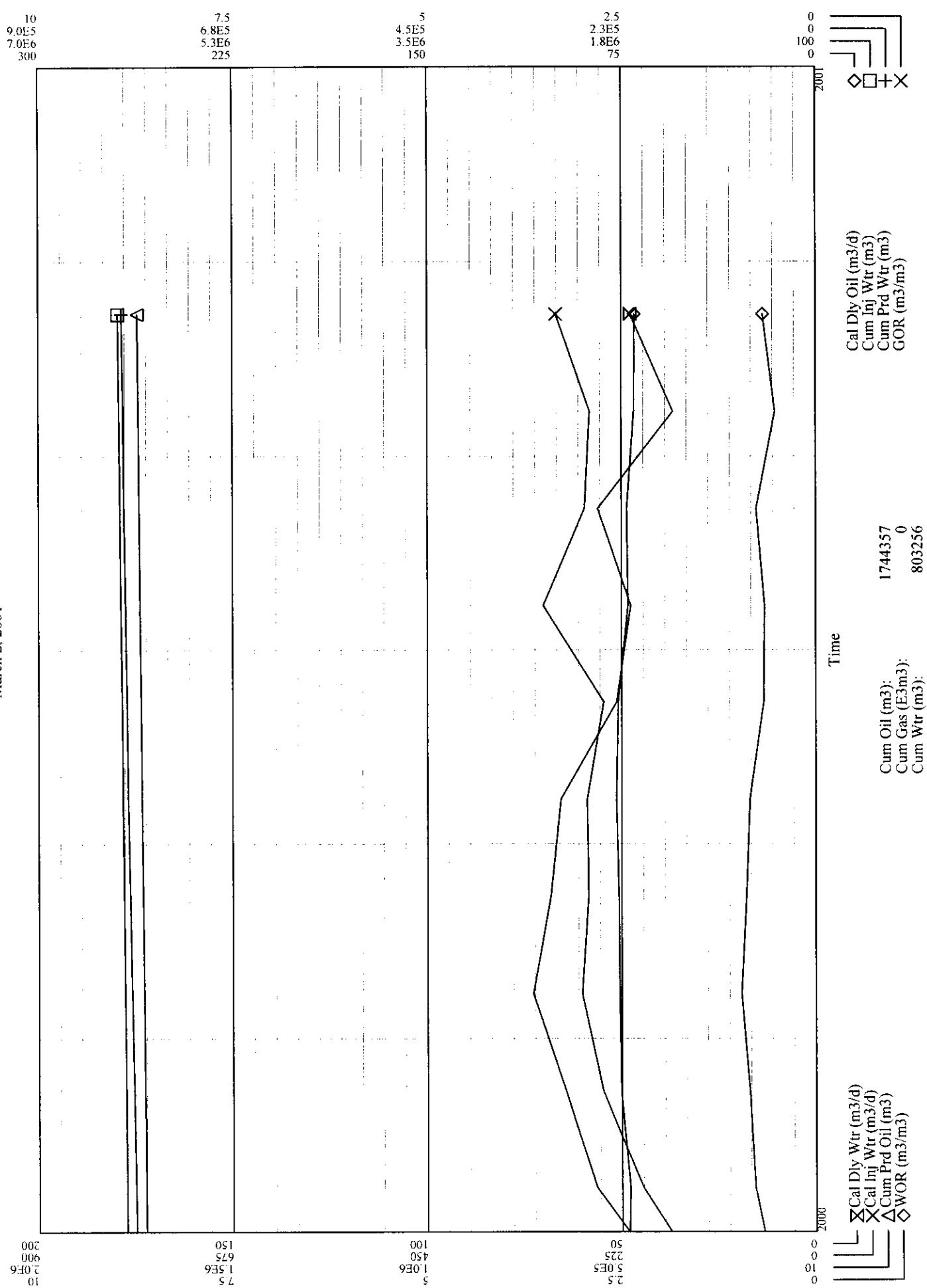
Daly Unit No. 3  
Whole Project  
Water Injector Wells and corresponding patterns

WELL:	PATTERN:
16-02-10-28 W1	0
10-01-10-28 W1	1
08-12-10-28 W1	2
10-12-10-28 W1	3
16-01-10-28 W1	4
07-13-10-28 W1	5
11-13-10-28 W1	6
04-13-10-28 W1	7
12-12-10-28 W1	8
06-12-10-28 W1	9
02-12-10-28 W1	10
14-11-10-28 W1	11
04-12-10-28 W1	12
08-11-10-28 W1	13
02-14-10-28 W1	13A
10-11-10-28 W1	14
10-01-10-28 W1	14A
14-12-10-28 W1	15
06-14-10-28 W1	16
04-14-10-28 W1	17
12-11-10-28 W1	18
06-11-10-28 W1	19
02-11-10-28 W1	20
16-11-10-28 W1	21
12-01-10-28 W1	22
13-02-10-28 W1	23

daly3.wls  
March 2, 2001



daly3.wls  
March 2, 2001



Report Date : 2001-Mar-02 @ 11:56:30 am

from : 2000-Jan-01 to : 2000-Dec-31

Battery: DA3 0211 | 100021101028W100

Well: DA3 0112 | 10001201028W100

Tests Required: 3

Prod. Date	Test Hours	Fluid	BSW %	Oil		Water		Sand Cut	Sand		Gas		RM
				Vol.	Rate	Vol.	Rate		Vol.	Rate	Vol.	Rate	
2000-Sep-01	24.00	3.15	50.77	1.55	.0646	1.60	.0667	.00	.00	.0000	.03	.0013	

Well: DA3 0123 | 100012301028W100

Tests Required: 3

Prod. Date	Test Hours	Fluid	BSW %	Oil		Water		Sand Cut	Sand		Gas		RM
				Vol.	Rate	Vol.	Rate		Vol.	Rate	Vol.	Rate	
2000-May-10	24.00	50.64	98.00	1.01	.0421	49.63	2.0679	.00	.00	.0000	.02	.0008	
2000-May-31	24.00	50.64	98.00	1.01	.0421	49.63	2.0679	.00	.00	.0000	.02	.0008	

Well: DA3 0312 | 100031201028W100

Tests Required: 3

Prod. Date	Test Hours	Fluid	BSW %	Oil		Water		Sand Cut	Sand		Gas		RM
				Vol.	Rate	Vol.	Rate		Vol.	Rate	Vol.	Rate	
2000-Oct-01	24.00	5.91	76.90	1.37	.0571	4.54	.1892	.00	.00	.0000	.03	.0013	

Well: DA3 0314 | 100031401028W100

Tests Required: 3

Prod. Date	Test Hours	Fluid	BSW %	Oil		Water		Sand Cut	Sand		Gas		RM
				Vol.	Rate	Vol.	Rate		Vol.	Rate	Vol.	Rate	
2000-Aug-01	24.00	4.78	22.80	3.69	.1538	1.09	.0454	.00	.00	.0000	.08	.0033	

Well: DA3 0407 | 100040701027W100

Tests Required: 3

Prod. Date	Test Hours	Fluid	BSW %	Oil		Water		Sand Cut	Sand		Gas		RM
				Vol.	Rate	Vol.	Rate		Vol.	Rate	Vol.	Rate	
2000-Oct-01	24.00	1.23	50.00	.62	.0258	.61	.0254	.00	.00	.0000	.01	.0004	

Well: DA3 0411C | 102041101028W100

Tests Required: 3

Prod. Date	Test Hours	Fluid	BSW %	Oil		Water		Sand Cut	Sand		Gas		RM
				Vol.	Rate	Vol.	Rate		Vol.	Rate	Vol.	Rate	
2000-Oct-01	24.00	1.41	.02	1.41	.0588	.00	.0000	.00	.00	.0000	.03	.0013	

Well: DA3 0502 | 100050201028W100

Tests Required: 3

Prod. Date	Test Hours	Fluid	BSW %	Oil		Water		Sand Cut	Sand		Gas		RM
				Vol.	Rate	Vol.	Rate		Vol.	Rate	Vol.	Rate	
2000-Aug-01	24.00	2.02	31.62	1.38	.0575	.64	.0267	.00	.00	.0000	.03	.0013	
2000-Sep-01	24.00	.61	19.23	.49	.0204	.12	.0050	.00	.00	.0000	.01	.0004	

Well: DA3 0512 | 100051201028W100

Tests Required: 3

Prod. Date	Test Hours	Fluid	BSW %	Oil		Water		Sand Cut	Sand		Gas		RM
				Vol.	Rate	Vol.	Rate		Vol.	Rate	Vol.	Rate	
2000-Aug-01	24.00	2.02	39.60	1.22	.0508	.80	.0333	.00	.00	.0000	.03	.0013	

Well: DA3 0612A | 102031201028W100

Tests Required: 3

Prod. Date	Test Hours	Fluid	BSW %	Oil		Water		Sand Cut	Sand		Gas		RM
				Vol.	Rate	Vol.	Rate		Vol.	Rate	Vol.	Rate	
2000-Aug-01	24.00	1.63	32.52	1.10	.0458	.53	.0221	.00	.00	.0000	.02	.0008	

Well: DA3 0802 | 100080201028W100

Tests Required: 3

Prod. Date	Test Hours	Fluid	BSW %	Oil		Water		Sand Cut	Sand		Gas		RM
				Vol.	Rate	Vol.	Rate		Vol.	Rate	Vol.	Rate	
2000-Oct-01	24.00	.60	50.00	.30	.0125	.30	.0125	.00	.00	.0000	.01	.0004	

Well: DA3 0902 | 100090201028W100

Tests Required: 3

Prod. Date	Test Hours	Fluid	BSW %	Oil		Water		Sand Cut	Sand		Gas		RM
				Vol.	Rate	Vol.	Rate		Vol.	Rate	Vol.	Rate	
2000-Oct-01	24.00	1.71	27.17	1.25	.0521	.46	.0192	.00	.00	.0000	.03	.0013	

Well: DA3 0911 | 100091101028W100

Tests Required: 3

Prod. Date	Test Hours	Fluid	BSW %	Oil		Water		Sand Cut	Sand		Gas		RM
				Vol.	Rate	Vol.	Rate		Vol.	Rate	Vol.	Rate	
2000-Sep-01	24.00	.86	16.44	.72	.0300	.14	.0058	.00	.00	.0000	.02	.0008	

Report Date : 2001-Mar-02 @ 11:56:30 am

from : 2000-Jan-01 to : 2000-Dec-31

Battery: DA3 0211 | 100021101028W100

Well: DA3 0923 | 100092301028W100

Tests Required: 3

Prod. Date	Test Hours	Fluid	BSW %	Oil		Water		Sand Cut	Sand		Gas		RM
				Vol.	Rate	Vol.	Rate		Vol.	Rate	Vol.	Rate	
2000-Aug-26	24.00	200.94	97.77	4.48	.1867	196.46	8.1858	.00	.00	.0000	.09	.0038	

Well: DA3 1002 | 100100201028W100

Tests Required: 3

Prod. Date	Test Hours	Fluid	BSW %	Oil		Water		Sand Cut	Sand		Gas		RM
				Vol.	Rate	Vol.	Rate		Vol.	Rate	Vol.	Rate	
2000-Oct-01	24.00	.86	48.38	.44	.0183	.42	.0175	.00	.00	.0000	.01	.0004	

Well: DA3 1013 | 100101301028W100

Tests Required: 3

Prod. Date	Test Hours	Fluid	BSW %	Oil		Water		Sand Cut	Sand		Gas		RM
				Vol.	Rate	Vol.	Rate		Vol.	Rate	Vol.	Rate	
2000-Sep-01	24.00	3.15	50.77	1.55	.0646	1.60	.0667	.00	.00	.0000	.03	.0013	
2000-Sep-26	24.00	7.57	50.42	3.75	.1563	3.82	.1592	.00	.00	.0000	.08	.0033	
2000-Oct-01	24.00	6.55	50.00	3.28	.1367	3.27	.1363	.00	.00	.0000	.07	.0029	

Well: DA3 1101 | 100110101028W100

Tests Required: 3

Prod. Date	Test Hours	Fluid	BSW %	Oil		Water		Sand Cut	Sand		Gas		RM
				Vol.	Rate	Vol.	Rate		Vol.	Rate	Vol.	Rate	
2000-Oct-01	24.00	.22	.02	.22	.0092	.00	.0000	.00	.00	.0000	.00	.0000	

Well: DA3 1111 | 100111101028W100

Tests Required: 3

Prod. Date	Test Hours	Fluid	BSW %	Oil		Water		Sand Cut	Sand		Gas		RM
				Vol.	Rate	Vol.	Rate		Vol.	Rate	Vol.	Rate	
2000-Aug-01	24.00	1.58	20.89	1.25	.0521	.33	.0138	.00	.00	.0000	.03	.0013	

Well: DA3 1214 | 100121401028W100

Tests Required: 3

Prod. Date	Test Hours	Fluid	BSW %	Oil		Water		Sand Cut	Sand		Gas		RM
				Vol.	Rate	Vol.	Rate		Vol.	Rate	Vol.	Rate	
2000-Aug-01	24.00	.94	.00	.94	.0392	.00	.0000	.00	.00	.0000	.02	.0008	

Well: DA3 1301 | 100130101028W100

Tests Required: 3

Prod. Date	Test Hours	Fluid	BSW %	Oil		Water		Sand Cut	Sand		Gas		RM
				Vol.	Rate	Vol.	Rate		Vol.	Rate	Vol.	Rate	
2000-Jun-27	24.00	1.80	43.10	1.02	.0425	.78	.0325	.00	.00	.0000	.02	.0008	
2000-Oct-01	24.00	2.02	51.47	.98	.0408	1.04	.0433	.00	.00	.0000	.02	.0008	

Well: DA3 1306 | 100130601028W100

Tests Required: 3

Prod. Date	Test Hours	Fluid	BSW %	Oil		Water		Sand Cut	Sand		Gas		RM
				Vol.	Rate	Vol.	Rate		Vol.	Rate	Vol.	Rate	
2000-Oct-01	24.00	.39	21.05	.31	.0129	.08	.0033	.00	.00	.0000	.01	.0004	

Well: DA3 1402 | 100140201028W100

Tests Required: 3

Prod. Date	Test Hours	Fluid	BSW %	Oil		Water		Sand Cut	Sand		Gas		RM
				Vol.	Rate	Vol.	Rate		Vol.	Rate	Vol.	Rate	
2000-Sep-01	24.00	2.46	.00	2.46	.1025	.00	.0000	.00	.00	.0000	.05	.0021	

Well: DA3 1413 | 100141301028W100

Tests Required: 3

Prod. Date	Test Hours	Fluid	BSW %	Oil		Water		Sand Cut	Sand		Gas		RM
				Vol.	Rate	Vol.	Rate		Vol.	Rate	Vol.	Rate	
2000-Oct-01	24.00	2.10	77.77	.47	.0196	1.63	.0679	.00	.00	.0000	.01	.0004	

Well: DA3 1502 | 100150201028W100

Tests Required: 3

Prod. Date	Test Hours	Fluid	BSW %	Oil		Water		Sand Cut	Sand		Gas		RM
				Vol.	Rate	Vol.	Rate		Vol.	Rate	Vol.	Rate	
2000-Oct-01	24.00	.51	76.47	.12	.0050	.39	.0163	.00	.00	.0000	.00	.0000	

Well: DA3 1502B | 102150201028W100

Tests Required: 3

Prod. Date	Test Hours	Fluid	BSW %	Oil		Water		Sand Cut	Sand		Gas		RM
				Vol.	Rate	Vol.	Rate		Vol.	Rate	Vol.	Rate	
2000-Aug-01	24.00	4.46	6.50	4.17	.1738	.29	.0121	.00	.00	.0000	.09	.0038	

Report Date : 2001-Mar-02 @ 11:56:30 am

from : 2000-Jan-01 to : 2000-Dec-31

Battery: DA3 0211 | 100021101028W100

Well: DA3 1512 | 100151201028W100

Tests Required: 3

Prod. Date	Test Hours	Fluid	BSW %	Oil		Water		Sand Cut	Sand		Gas		RM
				Vol.	Rate	Vol.	Rate		Vol.	Rate	Vol.	Rate	
2000-Oct-01	24.00	10.90	88.97	1.20	.0500	9.70	.4042	.00	.00	.0000	.03	.0013	

Well: DA3 1512D | 102151201028W100

Tests Required: 3

Prod. Date	Test Hours	Fluid	BSW %	Oil		Water		Sand Cut	Sand		Gas		RM
				Vol.	Rate	Vol.	Rate		Vol.	Rate	Vol.	Rate	
2000-Aug-01	24.00	2.19	.00	2.19	.0913	.00	.0000	.00	.00	.0000	.00	.0000	

Well: DAWO 0610 | 100061001028W100

Tests Required: 3

Prod. Date	Test Hours	Fluid	BSW %	Oil		Water		Sand Cut	Sand		Gas		RM
				Vol.	Rate	Vol.	Rate		Vol.	Rate	Vol.	Rate	
2000-May-01	24.00	3.18	74.00	.83	.0346	2.35	.0979	.00	.00	.0000	.02	.0008	
2000-May-10	24.00	1.71	74.00	.44	.0183	1.27	.0529	.00	.00	.0000	.01	.0004	

Well: DA3 0111 | 100011101028W100

Tests Required: 3

Prod. Date	Test Hours	Fluid	BSW %	Oil		Water		Sand Cut	Sand		Gas		RM
				Vol.	Rate	Vol.	Rate		Vol.	Rate	Vol.	Rate	
2000-Aug-01	24.00	2.23	30.49	1.55	.0646	.68	.0283	.00	.00	.0000	.03	.0013	

The wellhead injection pressure for each injection well are as follows;

Daily #3 Inj wells supplied by 15-1 plant								
Date meters are read: 00-02-29								
Number	Well	Tb'g Press		Hourly		Allocation		Pro-rated
		kPa		Rate		Factor		m3
1	A/10-1	4800		0		0		0
2	12-1	5600		1.7		0.075355		611
3	14-1	6500		1.5		0.066489		539
4	16-1	5000		0		0		0
5	13-2	3800		0		0		0
6	16-2	6300		1.1		0.048759		395
7	2-11	6200		1.2		0.053191		431
8	6-11	6000		0.9		0.039894		323
9	8-11	6300		1.05		0.046543		377
10	10-11	6000		0.65		0.028812		234
11	12-11	5600		1.5		0.066489		539
12	14-11	5000		2.2		0.097518		791
13	1A/5-12	6200		0.2		0.008865		72
14	1B/5-12	6400		0.2		0.008865		72
15	2-12	5200		1.2		0.053191		431
16	4-12	6400		0.8		0.035461		288
17	6-12	6200		0.3		0.013298		108
18	10-12	5700		0.5		0.022163		180
19	12-12	5900		0.9		0.039894		323
20	14-12	4900		2.1		0.093085		755
21	1B/14-12	6000		0.3		0.013298		108
22	4-13	4800		1.7		0.075355		611
23	7-13	5400		0.56		0.024823		201
24	11-13	6000		2		0.088652		719



Daly #3 Inj. wells supplied by 15-1 plant						
25	4-14			0	0	Shut-in
26	6-14			0	0	Shut-in
22.56				Total	8108	

Pump info.	Hours	m3/hr		
Ajax	405	20.02	8108.1	8108.1
Oilwell 334	0	10.72	0	

No pressure surveys were taken in 2000 in Daly Unit#3.

Well servicing activities in Daly Unit#3 are summarized in the following table;

Field	Well	Job Type
Daly #3	1-11-10-28	Musol
DALY#3	4C-11 HZTL	90 PC
DALY#3	11-12-10-28	PC/TBG
DALY#3	10-13-10-28	MUSOL
DALY#3	10-13-10-28	PC
DALY#3	9-23-10-28	ACID
DALY#3	10-13-10-28	PC,ACID job
Daly#3	3-11-10-28	PC,
DALY#3	9-11-10-28	PC,HOT WATER
DALY#3	8-2-10-28	PC
Daly#3	3-11-10-28	PC,acid job
DALY3	7-24-10-28	PC,tubing leak