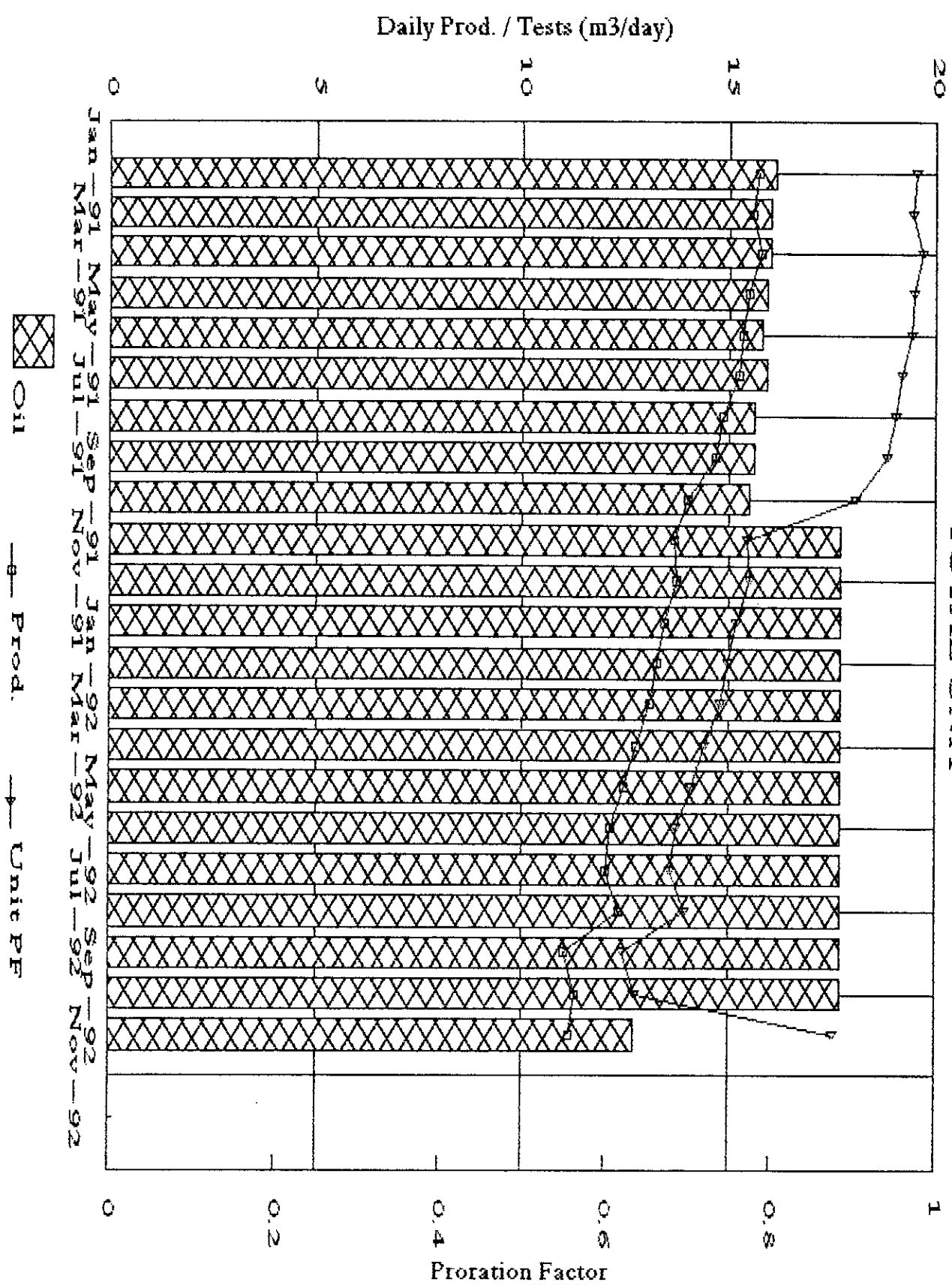
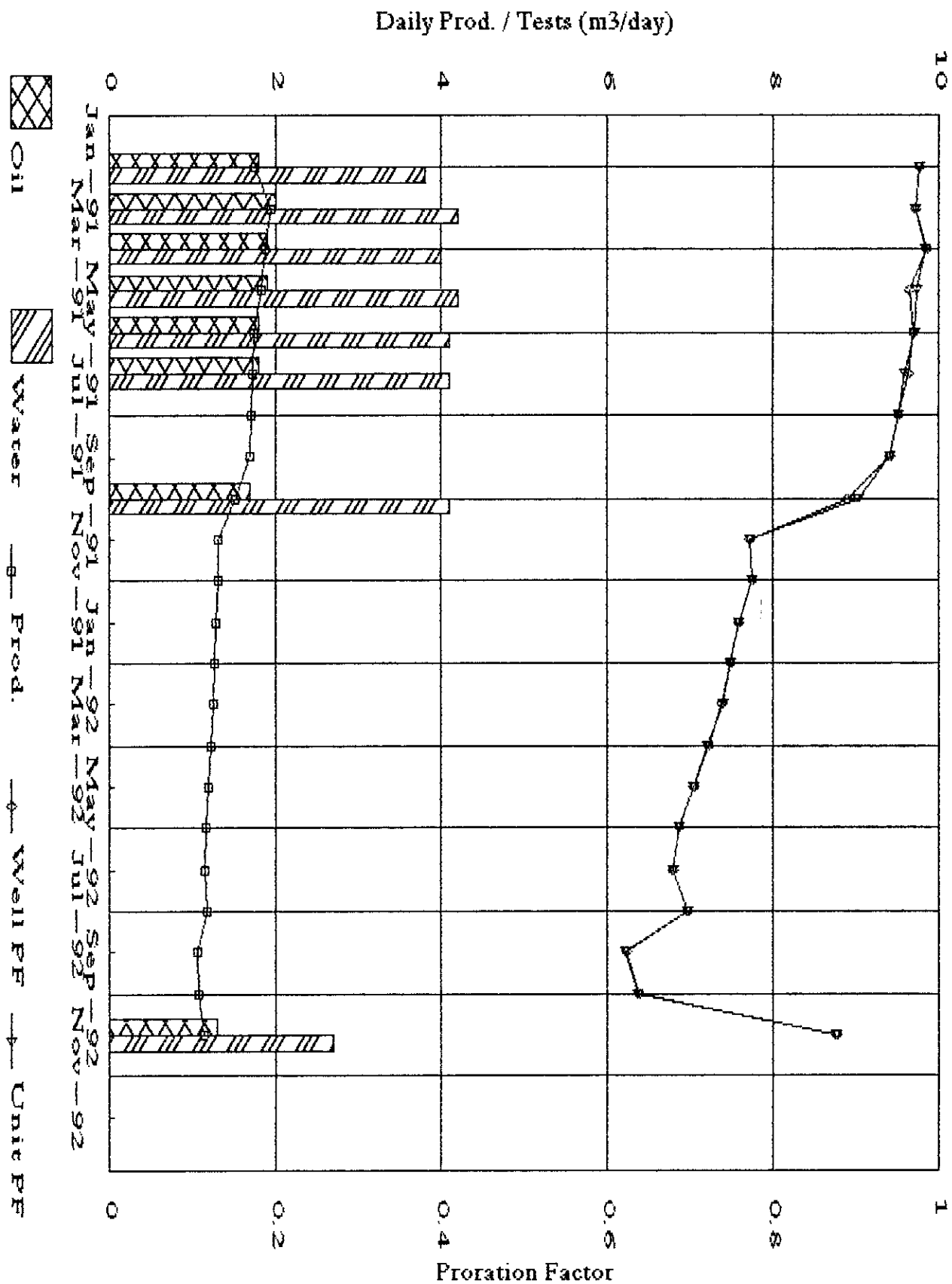


NVSU #2 Testing/Profac Results



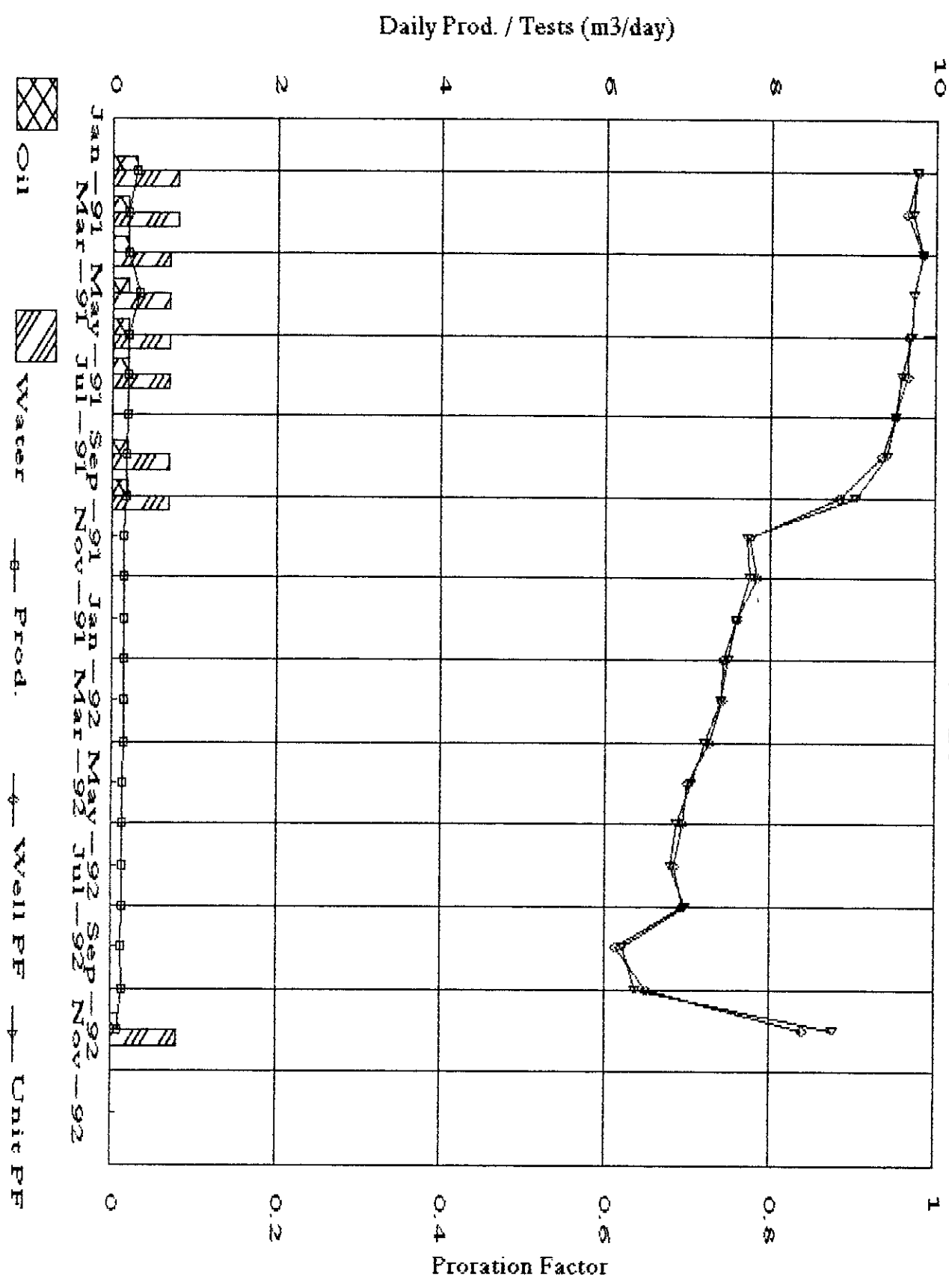
NVSU #2 Testing/Profac Results

9-30-91-26



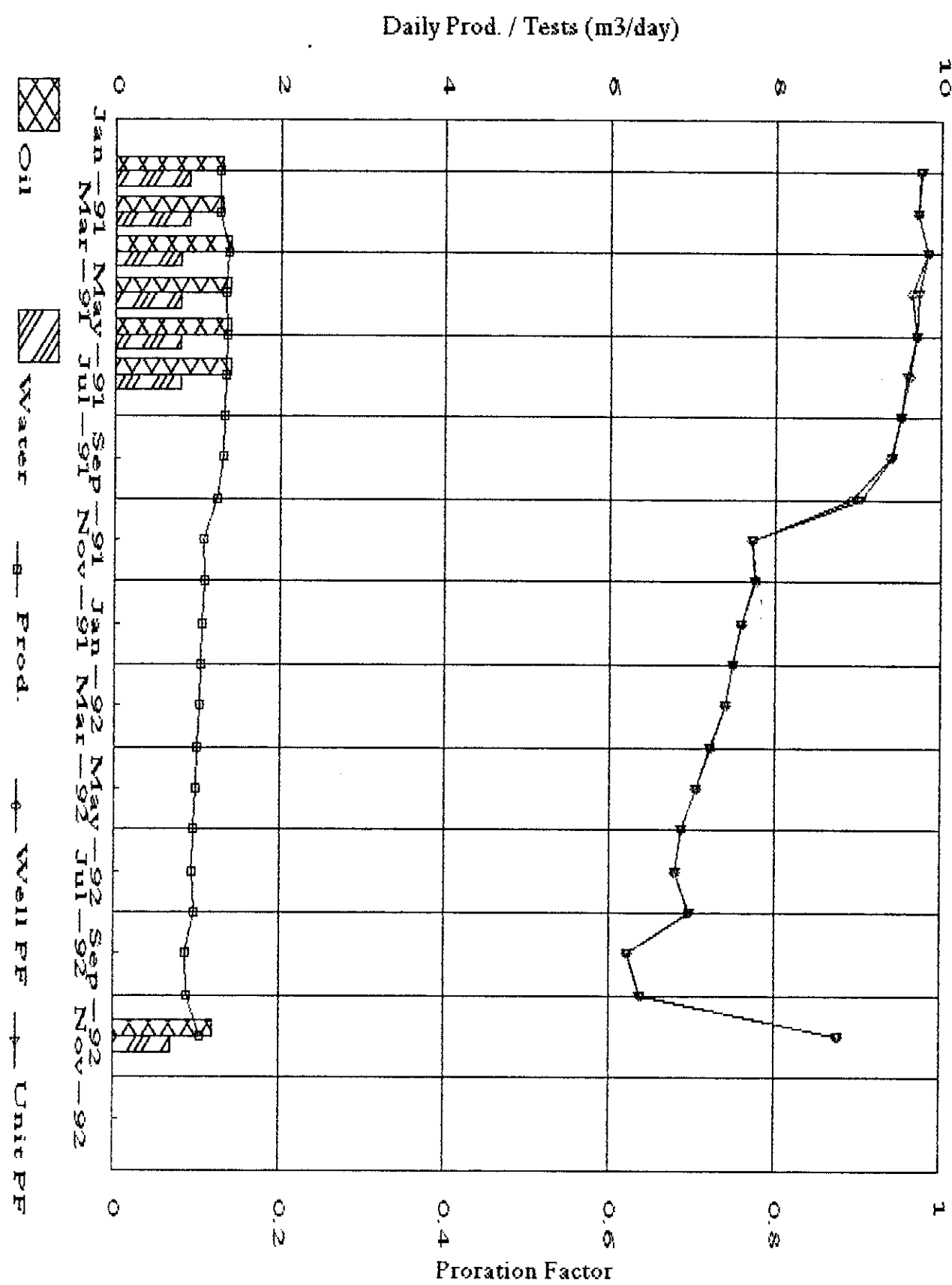
NVSU #2 Testing/Profac Results

6-32-11-26



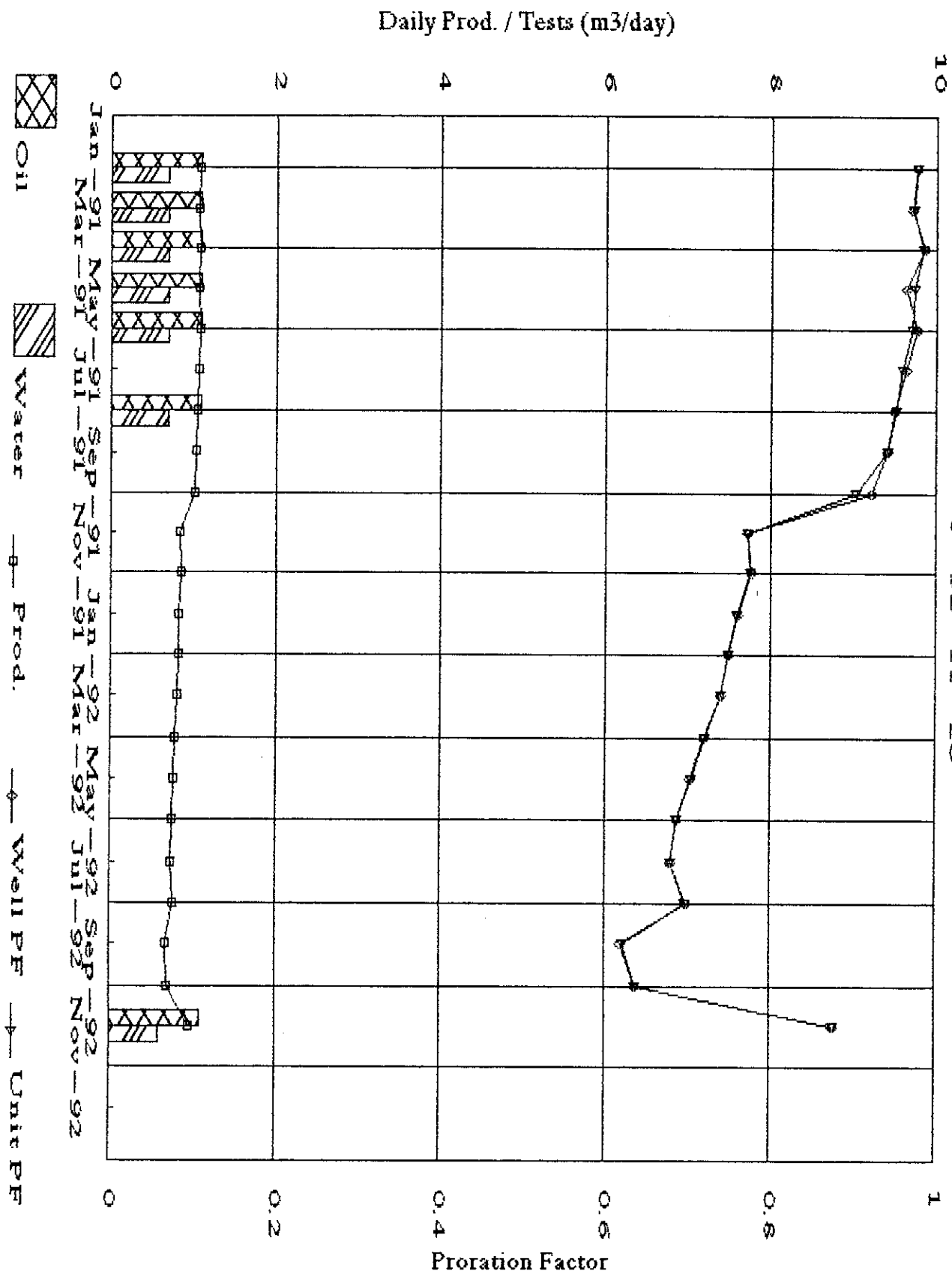
NVSU #2 Testing/Profac Results

6-29-11-26



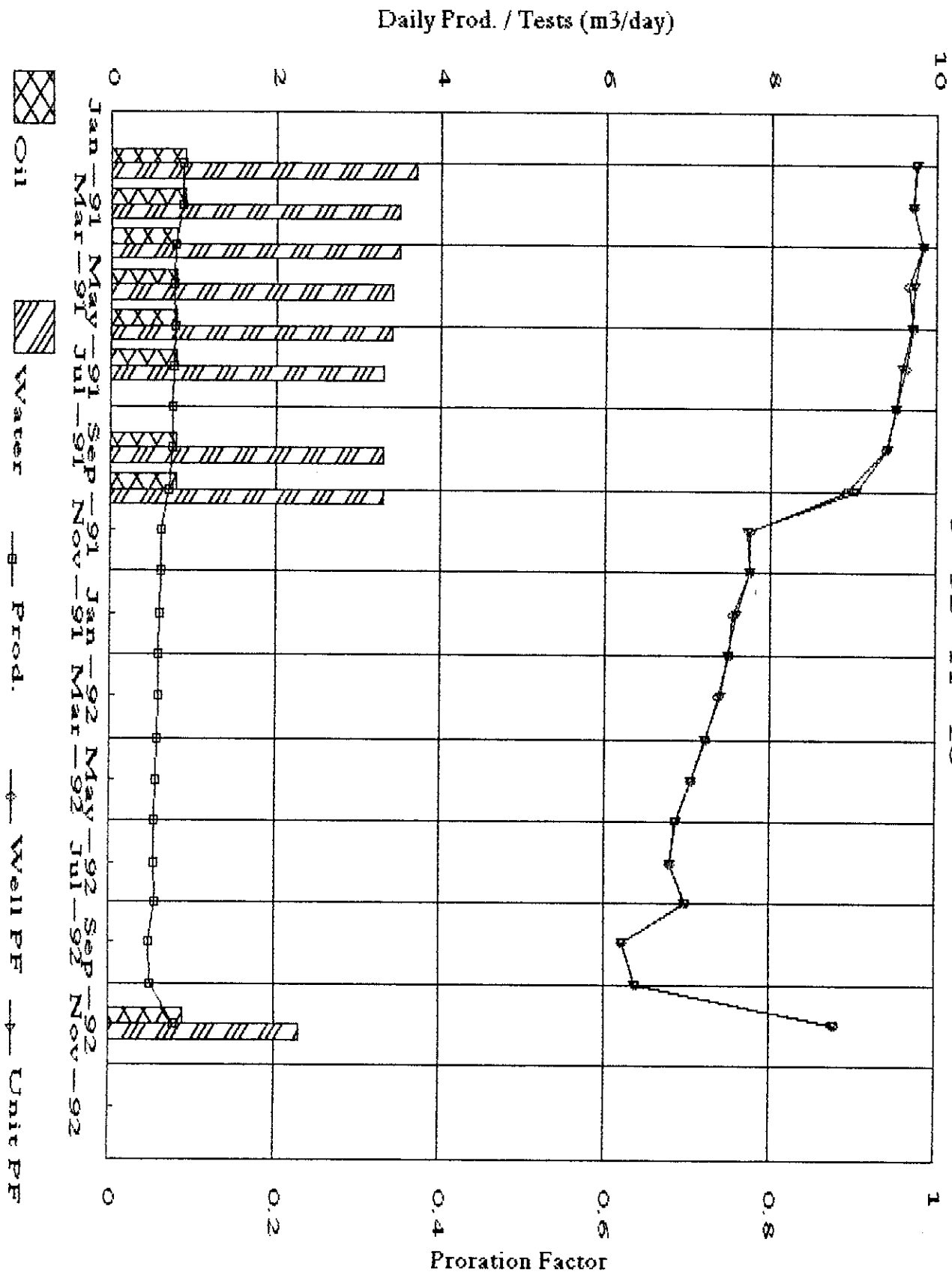
NVSU #2 Testing/Profac Results

5-32-11-26



NVSU #2 Testing/Profac Results

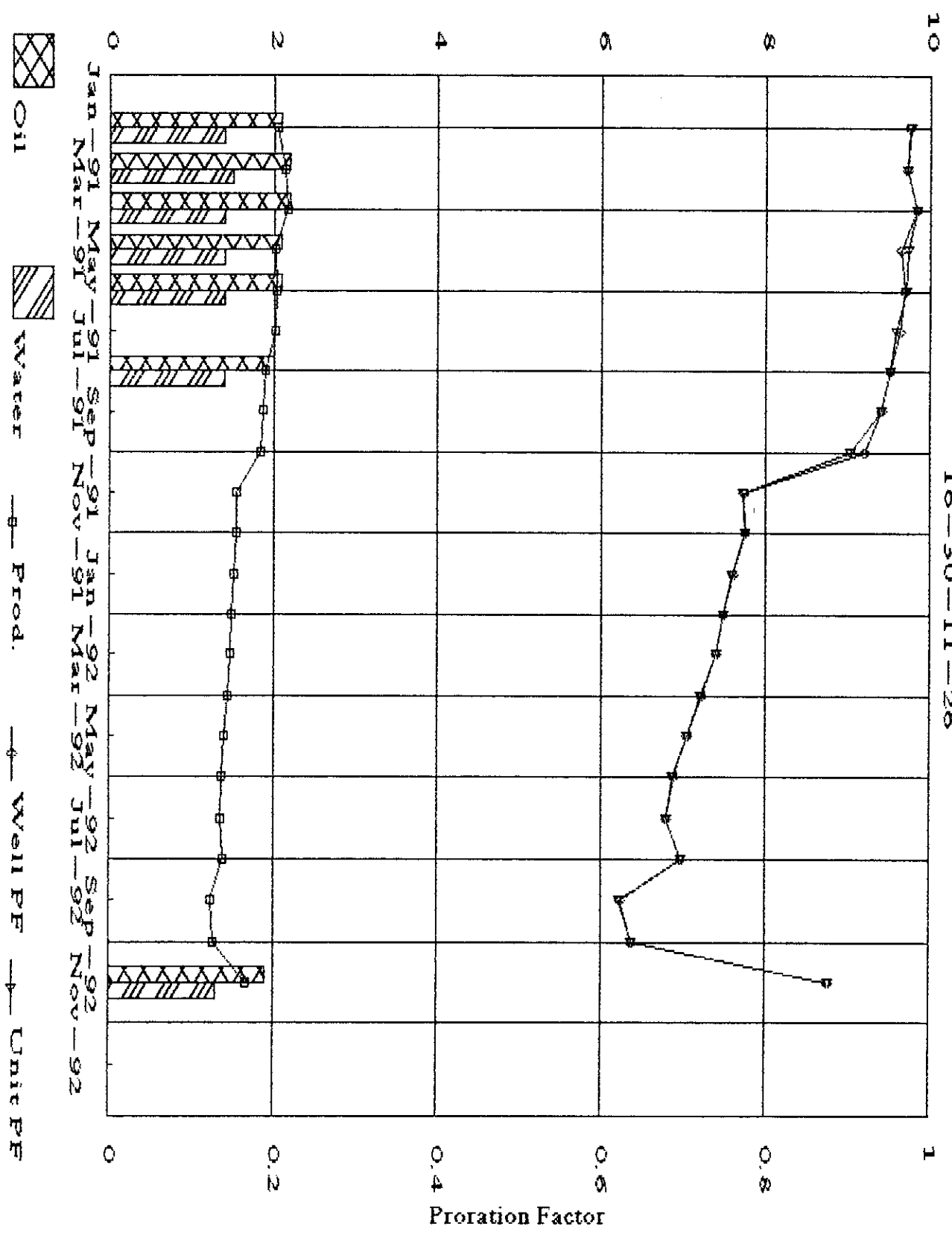
3-32-11-26



NVSU #2 Testing/Profac Results

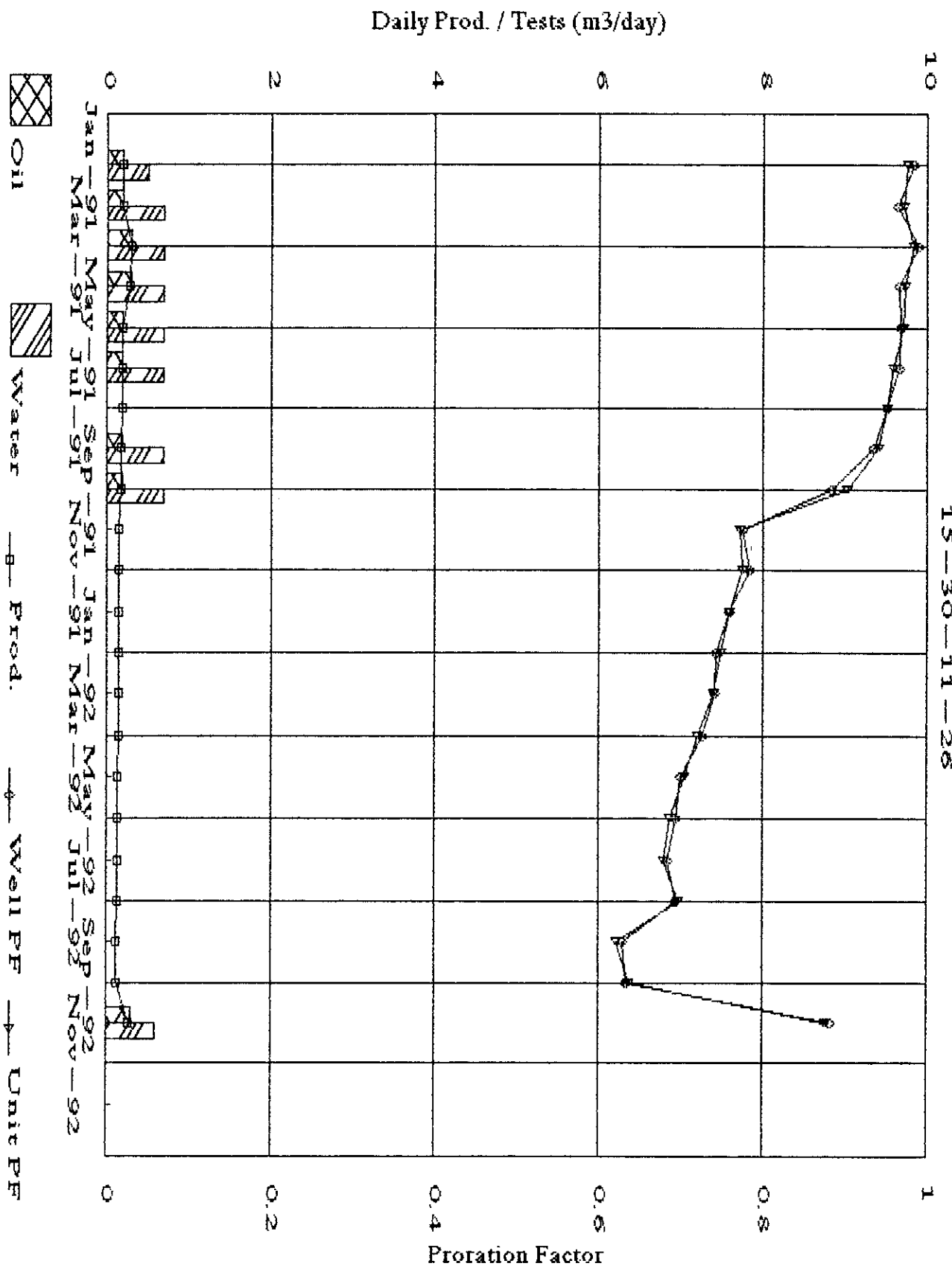
16-30-11-26

Daily Prod. / Tests (m3/day)



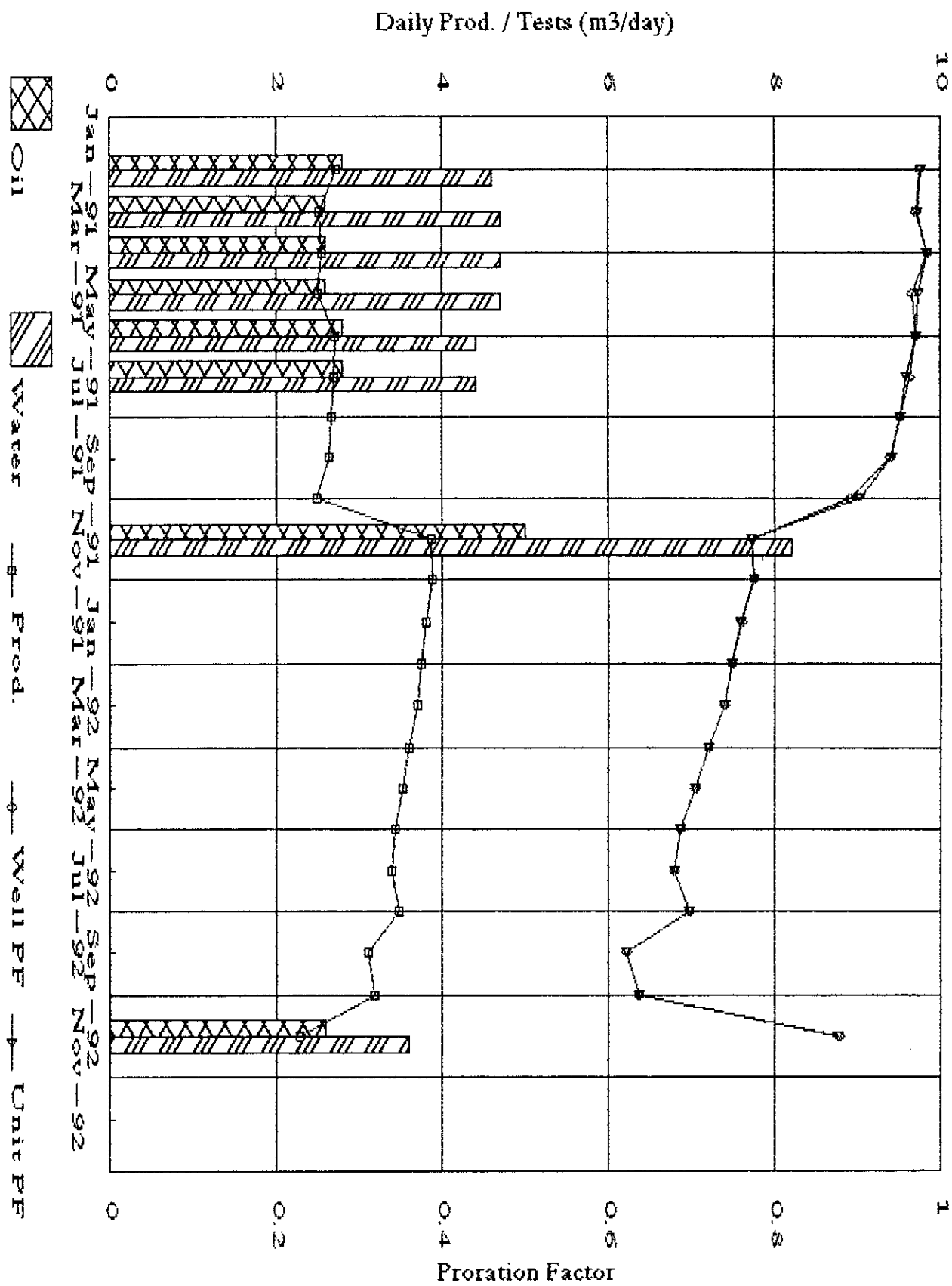
NVSU #2 Testing/Profac Results

15-30-11-26



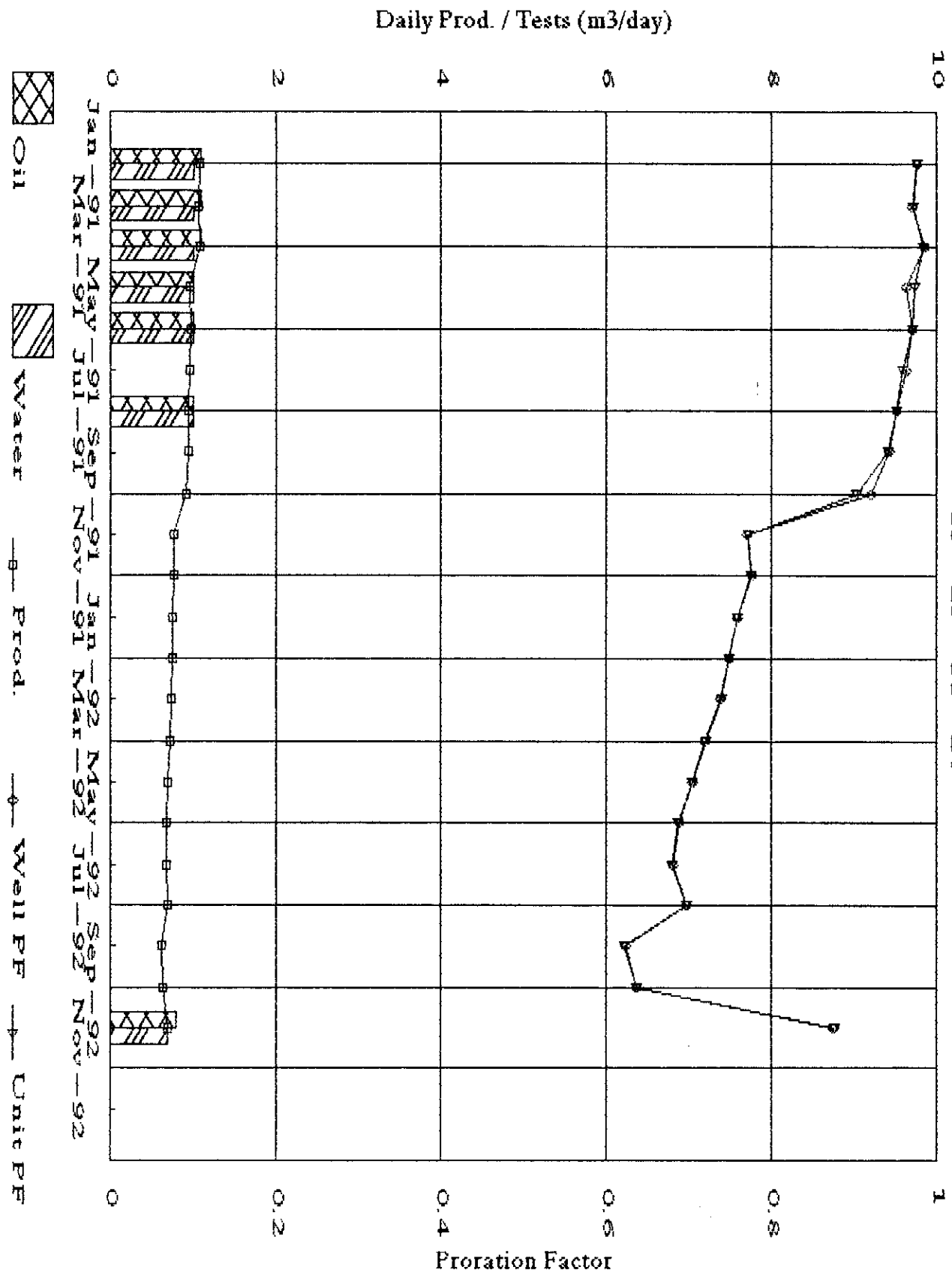
NVSU #2 Testing/Profac Results

14--29--11--26



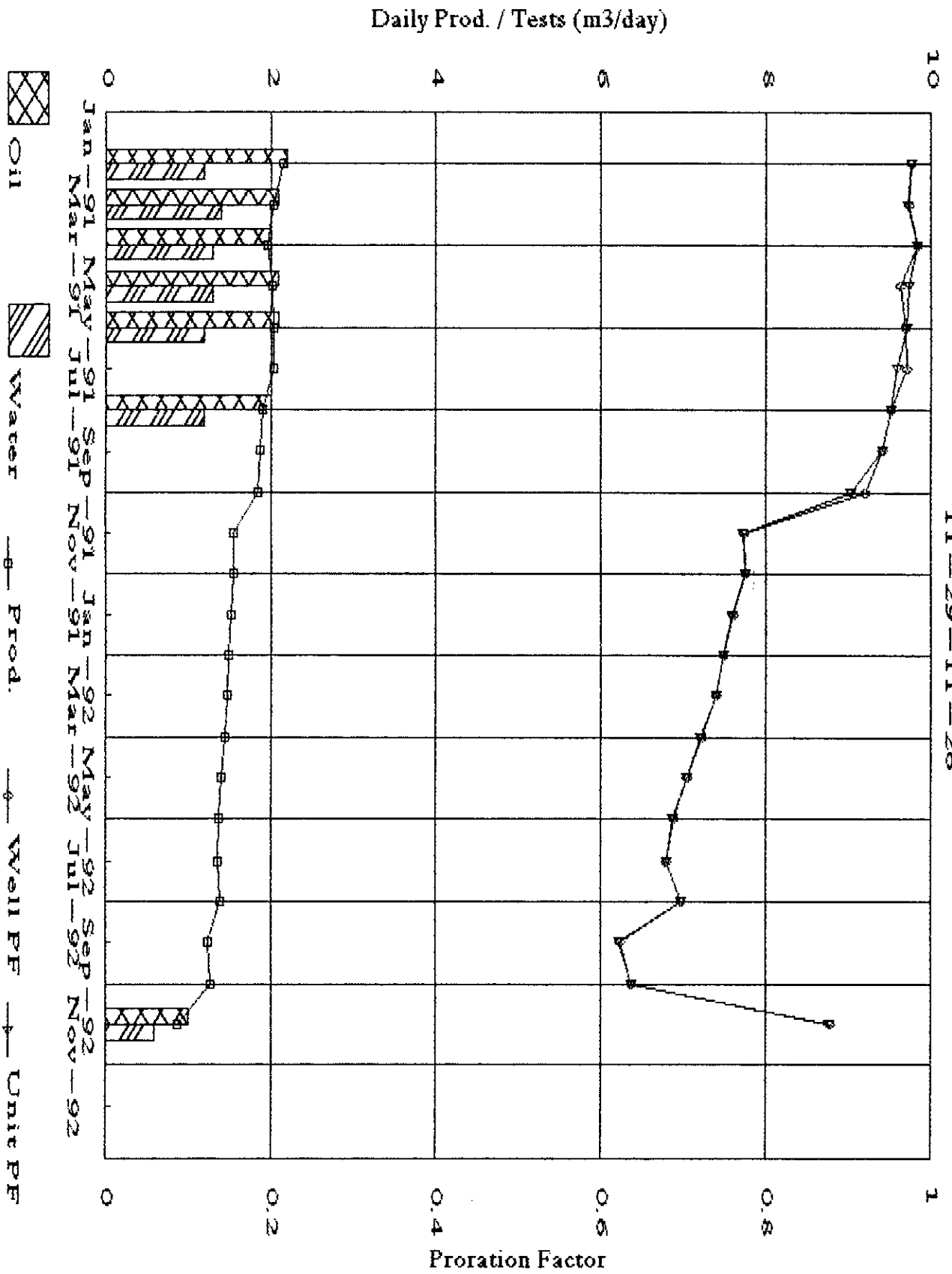
NVSU #2 Testing/Profac Results

13-29-11-26



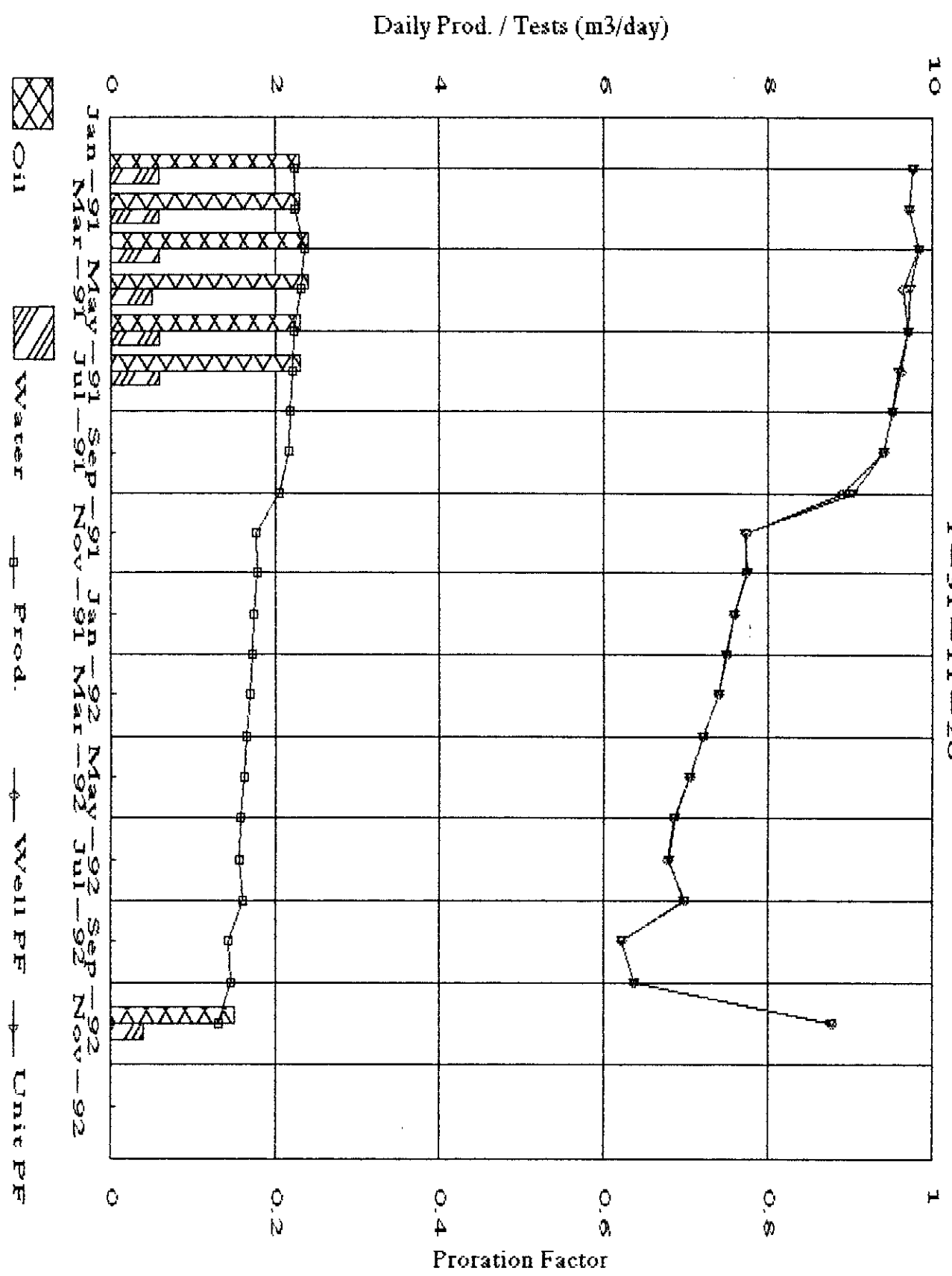
NVSU #2 Testing/Profac Results

11-29-11-26



NVSU #2 Testing/Profac Results

1-31-11-26



VIRDOM FIELD
LUBROCK A POOL
FILE: NVSU #2

PRODUCTION MEASUREMENT

ACTION/ROUTE SLIP

M A N I T O B A

Date: February 9, 1993

Jotta
To: ~~BOB/BRAD~~

From: H. Clare Moster
Assistant Deputy Minister
Energy Division
Manitoba Energy and Mines
1111

Subject: NVS UNIT No. 2

X FOR YOUR INFORMATION AND FILE

Comments:


Original copy of correspondence for your file.

H. Clare Moster

for H. Clare Moster

Attachment

ADM Energy
HCM:p
RS 109 Doc



saskoil
February 3, 1993

Manitoba Oil and Natural Gas
Conservation Board
555-330 Graham Avenue,
Winnipeg, Manitoba
R3C 4E3



Attention: Mr. H. Clare Moster,
Deputy Chairman

Dear Sir:

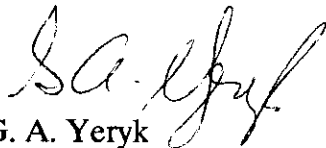
Re: North Virden Scallion Unit No. 2
Application for Reduced Production Testing
Your letter dated January 8, 1993

Saskoil has reviewed the production allocation as proposed in your January 8, 1993 letter and is in complete agreement. With regard to production testing; we very much appreciate the Boards approval for quarterly production testing and will forward this information on to the other unit owners.

With regard to unit operatorship; Saskoil has decided to relinquish operatorship in favour of Mountcliff Resources Ltd. It is my understanding that Mountcliff will be approaching other unit owners to install permanent test facilities at their site and Saskoil will be supportive of this project. The test facilities will ensure accurate measurement and aid in proper waterflood management to ensure we make the best use of the resources.

The North Virden Scallion Unit No.2 has not been in Saskoil's main sphere of activity for approximately two years. As such, we have not provided the timely response and reporting to your department and for this we apologize. The transfer of operatorship to Mountcliff Resources will rectify this process; and if I can be of further assistance please call me at (306) 781-8370.


Yours truly,


G. A. Yeryk
Manager.


1777 Victoria Avenue
P.O. Box 1550
Regina, Saskatchewan

ATTACHMENT 1**NORTH VIRDEN SCALLION UNIT NO. 2
CORRECTED PRODUCTION DATA
OCTOBER 1991 to SEPTEMBER 1992**

Saskoil agrees with the attached corrections to the individual well production data for North Virden Scallion Unit No. 2 and authorizes the Petroleum Branch to amend its production reports accordingly.



Signature of Authorized
Company Representative



Date

saskoïl

February 3, 1993

Manitoba Oil and Natural Gas
Conservation Board
555-330 Graham Avenue,
Winnipeg, Manitoba
R3C 4E3

Attention: **Mr. H. Clare Moster,**
Deputy Chairman

Dear Sir:

Re: **North Virden Scallion Unit No. 2**
Application for Reduced Production Testing
Your letter dated January 8, 1993

Saskoil has reviewed the production allocation as proposed in your January 8, 1993 letter and is in complete agreement. With regard to production testing; we very much appreciate the Boards approval for quarterly production testing and will forward this information on to the other unit owners.

With regard to unit operatorship; Saskoil has decided to relinquish operatorship in favour of Mountcliff Resources Ltd. It is my understanding that Mountcliff will be approaching other unit owners to install permanent test facilities at their site and Saskoil will be supportive of this project. The test facilities will ensure accurate measurement and aid in proper waterflood management to ensure we make the best use of the resources.


The North Virden Scallion Unit No.2 has not been in Saskoil's main sphere of activity for approximately two years. As such, we have not provided the timely response and reporting to your department and for this we apologize. The transfer of operatorship to Mountcliff Resources will rectify this process; and if I can be of further assistance please call me at (306) 781-8370.

Yours truly,

G. A. Yeryk
G. A. Yeryk
Manager.

1777 Victoria Avenue
P.O. Box 1550
Regina, Saskatchewan

Saskatchewan Oil



NEW FILE : *FILE*
DIRECTIONS
KODER: *A.P.*

NORTH VIRDEN
SCALLION UNIT NO. 2

PRODUCTION TESTING

Dept: *Man O + N. C. B.*
Fax No.: *945-1406*
No. of Pages: *2*
From: *Gen. H. C. B.*
Date: *Feb 3/93*
Company: *Saskoil*
Fax No.: *781-6745 (306)*
Comments:


Post-it

fax pad 7903E


ATTACHMENT 1

NORTH VIRDEN SCALLION UNIT NO. 2
CORRECTED PRODUCTION DATA
OCTOBER 1991 to SEPTEMBER 1992

Saskoil agrees with the attached corrections to the individual well production data for North Virden Scallion Unit No. 2 and authorizes the Petroleum Branch to amend its production reports accordingly.




Signature of Authorized
Company Representative



Date

saskoïl



February 28, 1992

Mr. H. Clare Moster
Deputy Chairman
The Oil and Natural Gas Conservation Board
Room 309
Legislative Building
Winnipeg, Manitoba
R3C 0V8

Dear Sir:

RE: North Virden Scallion Unit #2

Saskoil is currently preparing a technical report on the N.U.S.U. #2 to determine what action, if any, should be taken to enhance the productivity of the Unit and the possibility of Unit expansion. At present, the Unit Owners of the N.U.S.U. #2 have seen little or no return on their investment with the current pressure maintenance program and are hesitant to make any further investment in the Unit.

To be in accordance with M.E.M. regulations regarding monthly testing of all wells, the Unit Owners would need to purchase a test separator at a cost of \$20K. At this time, Saskoil cannot economically justify further investment into this Unit. However, quarterly testing of the Unit wells is possible with the equipment that we have in place. Therefore, as the Unit Operator, Saskoil wishes to make application to do quarterly testing of the Unit wells rather than monthly testing, until the completion of our technical study. If I can provide further information regarding this, please contact the undersigned.

Yours very truly,

A handwritten signature in dark ink, appearing to read "G.A. Yeryk".

Glen A. Yeryk
Operating Committee Chairman

GAY:jln

1777 Victoria Avenue
P.O. Box 1550
Regina, Saskatchewan

S4P 3C4 (306) 781-8200 Fax (306) 781-8364



Memorandum

Date January 7, 1993

To The Oil and Natural Gas Conservation Board
- David A. Tomasson, Chairman
- H. Clare Moster, Deputy Chairman

From John N. Fox
Chief Petroleum Engineer
Petroleum Branch

Subject RE: NORTH VIRDEN SCALLION UNIT NO. 2
APPLICATION TO REDUCE PRODUCTION TESTING FREQUENCY

Telephone

Saskoil, the operator of North Virden Scallion Unit No. 2 (NVSU No. 2), has made application to reduce the production testing frequency in the unit under Clause 6 of Board Order No. PM 59 from monthly to quarterly.

Recommendation:


It is recommended that the application be approved and Saskoil asked to correct inaccuracies in the unit production from October 1991 to September 1992. A copy of the Board letter of approval is attached.

Discussion:

Saskoil tests its wells in NVSU No. 2 with a portable test separator. The company production tested its unit wells monthly up to October 1991 and then ceased testing. At the request of the Branch all wells were tested in October 1992. The results of the October 1992 tests indicated unit production is relatively stable and quarterly production testing is adequate. The results of the October 1992 production test at 14-29-11-26 (2.6 m³/d oil and 3.6 m³/d water) and discussions with Saskoil's field operator confirmed the Branch's suspicions that the previous test (October 1991) at 14-29 (5 m³/d oil and 8.2 m³/d water) was inaccurate. It is recommended that Saskoil be requested to correct individual well production for NVSU No. 2 from October 1991 to September 1992.


John N. Fox

Attached.

Recommended for Approval: 
L.R. Dubreuil, Director

JNF/hw

o&ngcb/saskoil

First Fold



The Oil and Natural Gas
Conservation Board

555 — 330 Graham Avenue
Winnipeg MB R3C 4E3
CANADA

(204) 945-1111
FAX: (204) 945-0586

January 8, 1993

Mr. Glen A. Yeryk
c/o Saskatchewan Oil and Gas Corporation
1777 Victoria Avenue
P.O. Box 1550
Regina SK S4P 3C4

Dear Mr. Yeryk:

Re: North Virden Scallion Unit No. 2
Application for Reduced Production Testing

The Board has completed its review of your application for reduced production testing for wells in the subject unit, under Clause 6 of Board Order No. PM 59, from monthly to quarterly.

During review of the application it was noted that wells in North Virden Scallion Unit No. 2 (NVSU No. 2) had not been production tested since October 1991 in contravention of the requirements of Clause 6 of Board Order No. PM 59. In addition, the results of production testing conducted in October 1992 and discussions with Saskoil's field operator (Keith Heaman) indicated the production test results reported for the 14-29-11-26 well in October 1991 were in error and significantly affected production allocated to the other wells in the unit. The Board feels that proper allocation of production data is important especially in this case where it is required to evaluate waterflood performance and where the possibility of unit enlargement exists.

The October 1991 production test on 14-29 was reported as 5.0 m³/d oil and 8.2 m³/d water, compared with 2.8 m³/d oil and 4.4 m³/d water on the two previous tests in May and June of 1991. Discussions with Saskoil's field operator indicated the actual well test was 50% of the rates reported or 2.5 m³/d oil and 4.1 m³/d water.

The Petroleum Branch has proposed correcting individual well production data for NVSU No. 2, for the period October 1991 to September 1992, using a proration factor based on the last production test for each well assuming 14-29 test production of 2.5 m³/d oil and 4.1 m³/d water in October 1991. Attachment 1 shows the proposed corrected production volumes for each well in the unit.

.../2

If you concur with the amended production volumes proposed by the Branch you are requested to sign and return one copy of Attachment 1 to the Petroleum Branch. Your prompt attention in this matter is requested to permit the Branch to correct its records before issuing its 1992 Annual Production Statistics Report.

The Board hereby approves quarterly production testing for wells in NVSU No. 2, subject to the following conditions;

- (1) Saskoil resolves the inaccuracies in the unit production data, as previously discussed, prior to January 31, 1993.
- (2) All wells in the unit are to be production tested before February 28, 1993 and quarterly thereafter.

If you have any questions in this matter please contact R.M. Massinon, Petroleum Engineer at (204) 748-1608.

Yours respectfully,

H. Clare Moster
Deputy Chairman

Attached.

ATTACHMENT 1

**NORTH VIRDEN SCALLION UNIT NO. 2
CORRECTED PRODUCTION DATA
OCTOBER 1991 to SEPTEMBER 1992**

Saskoil agrees with the attached corrections to the individual well production data for North Virden Scallion Unit No. 2 and authorizes the Petroleum Branch to amend its production reports accordingly.

Signature of Authorized
Company Representative

Date

NVSU #2 TESTING STUDY
RESULTS AND DATA
CORRECTIONS

	Test Date	Total Test Oil	Total Test Water	Total Monthly Oil	Total Monthly Water	Unit Wells On	Total Unit Oil	Total Oil Profac	Total Water Profac	Total Profac
	Jan-91	16.1	19.2	458.4	579.3	10.5	15.7	0.98	0.97	0.98
	Feb-91	16.0	20.0	435.3	528.9	11.0	15.5	0.97	0.94	0.96
	Mar-91	16.0	19.4	488.2	580.6	11.0	15.7	0.98	0.97	0.97
	Apr-91	15.9	19.4	464.2	558.3	11.0	15.5	0.97	0.96	0.97
	May-91	15.8	19.0	474.2	577.9	11.0	15.3	0.97	0.98	0.98
	Jun-91	15.9	18.9	454.9	551.9	11.0	15.2	0.96	0.97	0.97
	Jul-91	15.6	18.9	460.1	571.9	11.0	14.8	0.95	0.98	0.96
	Aug-91	15.6	18.9	454.8	559.2	11.0	14.7	0.94	0.95	0.95
	Sep-91	15.5	18.9	419.5	537.1	11.0	14.0	0.90	0.95	0.93
Uncorrected	Oct-91	17.7	22.7	423.8	547.1	11.0	13.7	0.77	0.78	0.78
Corrected		15.2	18.6	423.8	547.1	11.0	13.7	0.90	0.95	0.93
Uncorrected	Nov-91	17.7	22.7	411.7	517.0	11.0	13.7	0.78	0.76	0.77
Corrected		15.2	18.6	411.7	517.0	11.0	13.7	0.90	0.93	0.92
Uncorrected	Dec-91	17.7	22.7	416.4	507.2	11.0	13.5	0.76	0.74	0.76
Corrected		15.2	18.6	416.4	507.2	11.0	13.4	0.88	0.88	0.88
Uncorrected	Jan-92	17.7	22.7	410.6	484.7	11.0	13.2	0.75	0.69	0.71
Corrected		15.2	18.6	410.6	484.7	11.0	13.2	0.87	0.84	0.85
Uncorrected	Feb-92	17.7	22.7	379.4	453.3	11.4	13.1	0.74	0.69	0.69
Corrected		15.2	18.6	379.4	453.3	11.4	13.1	0.86	0.84	0.82
Uncorrected	Mar-92	17.7	22.7	395.4	476.1	11.0	12.8	0.72	0.68	0.70
Corrected		15.2	18.6	395.4	476.1	11.0	12.8	0.84	0.83	0.83
Uncorrected	Apr-92	17.7	22.7	373.7	447.5	11.0	12.5	0.70	0.66	0.68
Corrected		15.2	18.6	373.7	447.5	11.0	12.5	0.82	0.80	0.81
Uncorrected	May-92	17.7	22.7	376.7	478.6	11.0	12.2	0.69	0.68	0.68
Corrected		15.2	18.6	376.7	478.6	11.0	12.2	0.80	0.83	0.82
Uncorrected	Jun-92	17.7	22.7	360.4	486.2	11.0	12.0	0.68	0.71	0.70
Corrected		15.2	18.6	360.4	486.2	11.0	12.0	0.79	0.87	0.83
Uncorrected	Jul-92	17.7	22.7	382.4	443.2	11.0	12.3	0.70	0.63	0.66
Corrected		15.2	18.6	382.4	443.2	11.0	12.3	0.81	0.77	0.79
Uncorrected	Aug-92	17.7	22.7	341.2	554.2	11.0	11.0	0.62	0.79	0.71
Corrected		15.2	18.6	341.2	554.2	11.0	11.0	0.72	0.96	0.85
Uncorrected	Sep-92	17.7	22.7	338.2	515.0	11.0	11.3	0.64	0.76	0.70
Corrected		15.2	18.6	338.2	515.0	11.0	11.3	0.74	0.92	0.84
	Oct-92	12.7	14.3	345.1	522.8	11.0	11.1	0.88	1.18	1.04

NVSU #2 TESTING STUDY
RESULTS AND DATA
CORRECTIONS

	Test Date	6-29 Test Oil	6-29 Test Water	6-29 Monthly Oil	6-29 Days On	6-29 Actual Oil	6-29 Monthly Water	6-29 Oil Profac	6-29 Water Profac
	Jan-91	1.3	0.9	39.3	31.0	1.3		0.98	
	Feb-91	1.3	0.9	35.4	28.0	1.3		0.97	
	Mar-91	1.4	0.8	42.7	31.0	1.4		0.98	
	Apr-91	1.4	0.8	40.5	30.0	1.4		0.96	
	May-91	1.4	0.8	42.1	31.0	1.4		0.97	
	Jun-91	1.4	0.8	40.4	30.0	1.3		0.96	
	Jul-91			41.3	31.0	1.3		0.95	
	Aug-91			40.8	31.0	1.3		0.94	
	Sep-91			37.4	30.0	1.2		0.89	
Uncorrected	Oct-91			33.5	31.0	1.1	19.3	0.77	0.78
Corrected				39.0	31.0	1.3	23.5	0.90	0.95
Uncorrected	Nov-91			32.6	30.0	1.1	18.2	0.78	0.76
Corrected				37.9	30.0	1.3	22.2	0.90	0.93
Uncorrected	Dec-91			32.9	30.0	1.1	17.9	0.78	0.75
Corrected				38.4	31.0	1.2	21.8	0.88	0.88
Uncorrected	Jan-92			32.5	31.0	1.0	17.1	0.75	0.69
Corrected				37.8	31.0	1.2	20.8	0.87	0.84
Uncorrected	Feb-92			30.0	29.0	1.0	15.9	0.74	0.69
Corrected				34.9	29.0	1.2	19.5	0.86	0.84
Uncorrected	Mar-92			31.3	31.0	1.0	16.7	0.72	0.67
Corrected				36.4	31.0	1.2	20.5	0.84	0.83
Uncorrected	Apr-92			29.6	30.0	1.0	15.8	0.70	0.66
Corrected				34.4	30.0	1.1	19.2	0.82	0.80
Uncorrected	May-92			29.8	31.0	1.0	16.8	0.69	0.68
Corrected				34.7	31.0	1.1	20.6	0.80	0.83
Uncorrected	Jun-92			28.5	30.0	1.0	17.1	0.68	0.71
Corrected				33.2	30.0	1.1	20.9	0.79	0.87
Uncorrected	Jul-92			30.2	31.0	1.0	15.6	0.70	0.63
Corrected				35.2	31.0	1.1	19.1	0.81	0.77
Uncorrected	Aug-92			27.0	31.0	0.9	19.5	0.62	0.79
Corrected				31.4	31.0	1.0	23.8	0.72	0.96
Uncorrected	Sep-92			26.8	30.0	0.9	18.1	0.64	0.75
Corrected				31.1	30.0	1.0	22.2	0.74	0.92
	Oct-92	1.2	0.7	32.6	31.0	1.1	25.6	0.88	1.18

NVSU #2 TESTING STUDY
RESULTS AND DATA
CORRECTIONS

	Test Date	11-29 Test Oil	11-29 Test Water	11-29 Monthly Oil	11-29 Days On	11-29 Actual Oil	11-29 Monthly Water	11-29 Oil Profac	11-29 Water Profac
	Jan-91	2.2	1.2	66.6	31.0	2.1		0.98	
	Feb-91	2.1	1.4	57.2	28.0	2.0		0.97	
	Mar-91	2.0	1.3	61.0	31.0	2.0		0.98	
	Apr-91	2.1	1.3	60.7	30.0	2.0		0.96	
	May-91	2.1	1.2	63.1	31.0	2.0		0.97	
	Jun-91			59.1	29.0	2.0		0.97	
	Jul-91	2.0	1.2	59.0	31.0	1.9		0.95	
	Aug-91			58.3	31.0	1.9		0.94	
	Sep-91			55.2	30.0	1.8		0.92	
Uncorrected	Oct-91			47.9	31.0	1.5	28.9	0.77	0.78
Corrected				55.8	31.0	1.8	35.3	0.90	0.95
Uncorrected	Nov-91			46.5	30.0	1.6	27.3	0.78	0.76
Corrected				54.2	30.0	1.8	33.4	0.90	0.93
Uncorrected	Dec-91			47.1	31.0	1.5	26.8	0.76	0.72
Corrected				54.8	31.0	1.8	32.7	0.88	0.88
Uncorrected	Jan-92			46.4	31.0	1.5	25.7	0.75	0.69
Corrected				54.0	31.0	1.7	31.3	0.87	0.84
Uncorrected	Feb-92			42.9	29.0	1.5	23.9	0.74	0.69
Corrected				49.9	29.0	1.7	29.2	0.86	0.84
Uncorrected	Mar-92			44.7	31.0	1.4	25.1	0.72	0.67
Corrected				52.0	31.0	1.7	30.7	0.84	0.83
Uncorrected	Apr-92			42.2	30.0	1.4	23.6	0.70	0.66
Corrected				49.2	30.0	1.6	28.9	0.82	0.80
Uncorrected	May-92			42.6	31.0	1.4	25.2	0.69	0.68
Corrected				49.6	31.0	1.6	30.9	0.80	0.83
Uncorrected	Jun-92			40.7	30.0	1.4	25.7	0.68	0.71
Corrected				47.4	30.0	1.6	31.4	0.79	0.87
Uncorrected	Jul-92			43.2	31.0	1.4	23.5	0.70	0.63
Corrected				50.3	31.0	1.6	28.6	0.81	0.77
Uncorrected	Aug-92			38.6	31.0	1.2	29.3	0.62	0.79
Corrected				44.9	31.0	1.4	35.8	0.72	0.96
Uncorrected	Sep-92			38.2	30.0	1.3	27.2	0.64	0.76
Corrected				44.5	30.0	1.5	33.2	0.74	0.92
	Oct-92	1.0	0.6	27.2	31.0	0.9	21.9	0.88	1.18

NVSU #2 TESTING STUDY
RESULTS AND DATA
CORRECTIONS

	Test Date	13-29 Test Oil	13-29 Test Water	13-29 Monthly Oil	13-29 Days On	13-29 Actual Oil	13-29 Monthly Water	13-29 Oil Profac	13-29 Water Profac
	Jan-91	1.1	1.0	33.3	31.0	1.1		0.98	
	Feb-91	1.1	1.0	29.9	28.0	1.1		0.97	
	Mar-91	1.1	1.0	33.6	31.0	1.1		0.99	
	Apr-91	1.0	1.0	28.9	30.0	1.0		0.96	
	May-91	1.0	1.0	30.1	31.0	1.0		0.97	
	Jun-91			28.9	30.0	1.0		0.96	
	Jul-91	1.0	1.0	29.5	31.0	1.0		0.95	
	Aug-91			29.2	31.0	0.9		0.94	
	Sep-91			27.6	30.0	0.9		0.92	
Uncorrected	Oct-91			23.9	31.0	0.8	24.1	0.77	0.78
Corrected				27.9	31.0	0.9	29.4	0.90	0.95
Uncorrected	Nov-91			23.3	30.0	0.8	22.8	0.78	0.76
Corrected				27.1	30.0	0.9	27.8	0.90	0.93
Uncorrected	Dec-91			23.5	31.0	0.8	22.4	0.76	0.72
Corrected				27.4	31.0	0.9	27.3	0.88	0.88
Uncorrected	Jan-92			23.2	31.0	0.7	21.4	0.75	0.69
Corrected				27.0	31.0	0.9	26.1	0.87	0.84
Uncorrected	Feb-92			21.4	29.0	0.7	20.0	0.74	0.69
Corrected				25.0	29.0	0.9	24.4	0.86	0.84
Uncorrected	Mar-92			22.3	31.0	0.7	21.0	0.72	0.68
Corrected				26.0	31.0	0.8	25.6	0.84	0.83
Uncorrected	Apr-92			21.1	30.0	0.7	19.7	0.70	0.66
Corrected				24.6	30.0	0.8	24.1	0.82	0.80
Uncorrected	May-92			21.3	31.0	0.7	21.1	0.69	0.68
Corrected				24.8	31.0	0.8	25.7	0.80	0.83
Uncorrected	Jun-92			20.4	30.0	0.7	21.4	0.68	0.71
Corrected				23.7	30.0	0.8	26.1	0.79	0.87
Uncorrected	Jul-92			21.6	31.0	0.7	19.5	0.70	0.63
Corrected				25.2	31.0	0.8	23.8	0.81	0.77
Uncorrected	Aug-92			19.3	31.0	0.6	24.4	0.62	0.79
Corrected				22.4	31.0	0.7	29.8	0.72	0.96
Uncorrected	Sep-92			19.1	30.0	0.6	22.7	0.64	0.76
Corrected				22.2	30.0	0.7	27.7	0.74	0.92
	Oct-92	0.8	0.7	21.7	31.0	0.7	25.6	0.88	1.18

NVSU #2 TESTING STUDY
RESULTS AND DATA
CORRECTIONS

	Test Date	14-29 Test Oil	14-29 Test Water	14-29 Monthly Oil	14-29 Days On	14-29 Actual Oil	14-29 Monthly Water	14-29 Oil Profac	14-29 Water Profac
	Jan-91	2.8	4.6	84.6	31.0	2.7		0.97	
	Feb-91	2.6	4.7	70.7	28.0	2.5		0.97	
	Mar-91	2.6	4.7	79.3	31.0	2.6		0.98	
	Apr-91	2.6	4.7	75.3	30.0	2.5		0.97	
	May-91	2.8	4.4	84.2	31.0	2.7		0.97	
	Jun-91	2.8	4.4	80.9	30.0	2.7		0.96	
	Jul-91			82.6	31.0	2.7		0.95	
	Aug-91			81.6	31.0	2.6		0.94	
	Sep-91			74.9	30.0	2.5		0.89	
Uncorrected	Oct-91	5.0	8.2	119.7	31.0	3.9	197.60	0.77	0.78
Corrected		2.5	4.1	69.7	31.0	2.2	120.6	0.90	0.95
Uncorrected	Nov-91			116.3	30.0	3.9	186.6	0.78	0.76
Corrected				67.7	30.0	2.3	114.0	0.90	0.93
Uncorrected	Dec-91			117.7	31.0	3.8	183.4	0.76	0.72
Corrected				68.5	31.0	2.2	111.8	0.88	0.88
Uncorrected	Jan-92			116.0	31.0	3.7	175.1	0.75	0.69
Corrected				67.5	31.0	2.2	106.8	0.87	0.84
Uncorrected	Feb-92			107.2	29.0	3.7	163.7	0.74	0.69
Corrected				62.4	29.0	2.2	99.9	0.86	0.84
Uncorrected	Mar-92			111.7	31.0	3.6	172.0	0.72	0.68
Corrected				65.0	31.0	2.1	104.9	0.84	0.83
Uncorrected	Apr-92			105.6	30.0	3.5	161.7	0.70	0.66
Corrected				61.5	30.0	2.0	98.6	0.82	0.80
Uncorrected	May-92			106.4	31.0	3.4	172.9	0.69	0.68
Corrected				62.0	31.0	2.0	105.5	0.80	0.83
Uncorrected	Jun-92			101.8	30.0	3.4	175.6	0.68	0.71
Corrected				59.3	30.0	2.0	107.2	0.79	0.87
Uncorrected	Jul-92			108.0	31.0	3.5	160.1	0.70	0.63
Corrected				62.9	31.0	2.0	97.7	0.81	0.77
Uncorrected	Aug-92			96.4	31.0	3.1	200.2	0.62	0.79
Corrected				56.1	31.0	1.8	122.2	0.72	0.96
Uncorrected	Sep-92			95.5	30.0	3.2	186.0	0.64	0.76
Corrected				55.6	30.0	1.9	113.5	0.74	0.92
	Oct-92	2.6	3.6	70.7	31.0	2.3	131.6	0.88	1.18

NVSU #2 TESTING STUDY
RESULTS AND DATA
CORRECTED

	Test Date	9-30 Test Oil	9-30 Test Water	9-30 Monthly Oil	9-30 Days On	9-30 Actual Oil	9-30 Monthly Water	9-30 Oil Profac	9-30 Water Profac
	Jan-91	1.8	3.8	54.5	31.0	1.8		0.98	
	Feb-91	2.0	4.2	54.4	28.0	1.9		0.97	
	Mar-91	1.9	4.0	58.0	31.0	1.9		0.98	
	Apr-91	1.9	4.2	55.0	30.0	1.8		0.96	
	May-91	1.8	4.1	54.1	31.0	1.7		0.97	
	Jun-91	1.8	4.1	52.0	30.0	1.7		0.96	
	Jul-91			53.1	31.0	1.7		0.95	
	Aug-91			52.5	31.0	1.7		0.94	
	Sep-91	1.7	4.1	45.4	30.0	1.5		0.89	
Uncorrected	Oct-91			40.7	31.0	1.3	98.8	0.77	0.78
Corrected				47.4	31.0	1.5	120.6	0.90	0.95
Uncorrected	Nov-91			39.5	30.0	1.3	93.4	0.77	0.76
Corrected				46.0	30.0	1.5	114.0	0.90	0.93
Uncorrected	Dec-91			40.0	31.0	1.3	91.7	0.76	0.72
Corrected				46.6	31.0	1.5	111.8	0.88	0.88
Uncorrected	Jan-92			39.4	31.0	1.3	87.5	0.75	0.69
Corrected				45.9	31.0	1.5	106.8	0.87	0.84
Uncorrected	Feb-92			36.4	29.0	1.3	81.9	0.74	0.69
Corrected				42.4	29.0	1.5	99.9	0.86	0.84
Uncorrected	Mar-92			38.0	31.0	1.2	86.0	0.72	0.68
Corrected				44.2	31.0	1.4	104.9	0.84	0.83
Uncorrected	Apr-92			35.9	30.0	1.2	80.8	0.70	0.66
Corrected				41.8	30.0	1.4	98.6	0.82	0.80
Uncorrected	May-92			36.2	31.0	1.2	86.4	0.69	0.68
Corrected				42.1	31.0	1.4	105.5	0.80	0.83
Uncorrected	Jun-92			34.6	30.0	1.2	87.8	0.68	0.71
Corrected				40.3	30.0	1.3	107.2	0.79	0.87
Uncorrected	Jul-92			36.7	31.0	1.2	80.0	0.70	0.63
Corrected				42.8	31.0	1.4	97.7	0.81	0.77
Uncorrected	Aug-92			32.8	31.0	1.1	100.1	0.62	0.79
Corrected				38.2	31.0	1.2	122.2	0.72	0.96
Uncorrected	Sep-92			32.5	30.0	1.1	93.0	0.64	0.76
Corrected				37.8	30.0	1.3	113.5	0.74	0.92
	Oct-92	1.3	2.7	35.3	31.0	1.1	98.7	0.88	1.18

NVSU #2 TESTING STUDY
RESULTS AND DATA
CORREC. JNS

	Test Date	15-30 Test Oil	15-30 Test Water	15-30 Monthly Oil	15-30 Days On	15-30 Actual Oil	15-30 Monthly Water	15-30 Oil Profac	15-30 Water Profac
	Jan-91	0.2	0.5	6.1	31.0	0.2		0.98	
	Feb-91	0.2	0.7	5.4	28.0	0.2		0.96	
	Mar-91	0.3	0.7	9.2	31.0	0.3		0.99	
	Apr-91	0.3	0.7	8.7	30.0	0.3		0.97	
	May-91	0.2	0.7	6.0	31.0	0.2		0.97	
	Jun-91	0.2	0.7	5.8	30.0	0.2		0.97	
	Jul-91			5.9	31.0	0.2		0.95	
	Aug-91	0.2	0.7	5.8	31.0	0.2		0.94	
	Sep-91	0.2	0.7	5.3	30.0	0.2		0.88	
Uncorrected	Oct-91			4.8	31.0	0.2	16.9	0.77	0.78
Corrected				5.6	31.0	0.2	20.6	0.90	0.95
Uncorrected	Nov-91			4.7	30.0	0.2	15.9	0.78	0.76
Corrected				5.4	30.0	0.2	19.5	0.90	0.93
Uncorrected	Dec-91			4.7	31.0	0.2	15.7	0.76	0.72
Corrected				5.5	31.0	0.2	19.1	0.88	0.88
Uncorrected	Jan-92			4.6	31.0	0.1	14.9	0.74	0.69
Corrected				5.4	31.0	0.2	18.2	0.87	0.84
Uncorrected	Feb-92			4.3	29.0	0.1	14.0	0.74	0.69
Corrected				5.0	29.0	0.2	17.1	0.86	0.84
Uncorrected	Mar-92			4.5	31.0	0.1	14.7	0.73	0.68
Corrected				5.2	31.0	0.2	17.9	0.84	0.83
Uncorrected	Apr-92			4.2	30.0	0.1	13.8	0.70	0.66
Corrected				4.9	30.0	0.2	16.8	0.82	0.80
Uncorrected	May-92			4.3	31.0	0.1	14.8	0.69	0.68
Corrected				5.0	31.0	0.2	18.0	0.80	0.83
Uncorrected	Jun-92			4.1	30.0	0.1	15.0	0.68	0.71
Corrected				4.7	30.0	0.2	18.3	0.79	0.87
Uncorrected	Jul-92			4.3	31.0	0.1	13.7	0.69	0.63
Corrected				5.0	31.0	0.2	16.7	0.81	0.77
Uncorrected	Aug-92			3.9	31.0	0.1	17.1	0.63	0.79
Corrected				4.5	31.0	0.1	20.9	0.72	0.96
Uncorrected	Sep-92			3.8	30.0	0.1	15.9	0.63	0.76
Corrected				4.4	30.0	0.1	19.4	0.74	0.92
	Oct-92	0.3	0.6	8.2	31.0	0.3	21.9	0.88	1.18

NVSU #2 TESTING STUDY
RESULTS AND DATA
CORRECTIONS

	Test Date	16-30 Test Oil	16-30 Test Water	16-30 Monthly Oil	16-30 Days On	16-30 Actual Oil	16-30 Monthly Water	16-30 Oil Profac	16-30 Water Profac
	Jan-91	2.1	1.4	34.8	17.0	2.0		0.97	
	Feb-91	2.2	1.5	59.9	28.0	2.1		0.97	
	Mar-91	2.2	1.4	67.1	31.0	2.2		0.98	
	Apr-91	2.1	1.4	60.8	30.0	2.0		0.97	
	May-91	2.1	1.4	63.1	31.0	2.0		0.97	
	Jun-91			60.7	30.0	2.0		0.96	
	Jul-91	2.0	1.4	59.0	31.0	1.9		0.95	
	Aug-91			58.3	31.0	1.9		0.94	
	Sep-91			55.2	30.0	1.8		0.92	
Uncorrected	Oct-91			47.9	31.0	1.5	33.7	0.77	0.78
Corrected				55.8	31.0	1.8	41.2	0.90	0.95
Uncorrected	Nov-91			46.5	30.0	1.6	31.9	0.78	0.76
Corrected				54.2	30.0	1.8	38.9	0.90	0.93
Uncorrected	Dec-91			47.1	31.0	1.5	31.3	0.76	0.72
Corrected				54.8	31.0	1.8	38.2	0.88	0.88
Uncorrected	Jan-92			46.4	31.0	1.5	29.9	0.75	0.69
Corrected				54.0	31.0	1.7	36.5	0.87	0.84
Uncorrected	Feb-92			42.9	29.0	1.5	28.0	0.74	0.69
Corrected				49.9	29.0	1.7	34.1	0.86	0.84
Uncorrected	Mar-92			44.7	31.0	1.4	29.4	0.72	0.68
Corrected				52.0	31.0	1.7	35.8	0.84	0.83
Uncorrected	Apr-92			42.2	30.0	1.4	27.6	0.70	0.66
Corrected				49.2	30.0	1.6	33.7	0.82	0.80
Uncorrected	May-92			42.6	31.0	1.4	29.5	0.69	0.68
Corrected				49.6	31.0	1.6	36.0	0.80	0.83
Uncorrected	Jun-92			40.7	30.0	1.4	30.0	0.68	0.71
Corrected				47.4	30.0	1.6	36.6	0.79	0.87
Uncorrected	Jul-92			43.2	31.0	1.4	27.3	0.70	0.63
Corrected				50.3	31.0	1.6	33.4	0.81	0.77
Uncorrected	Aug-92			38.6	31.0	1.2	34.2	0.62	0.79
Corrected				44.9	31.0	1.4	41.7	0.72	0.96
Uncorrected	Sep-92			38.2	30.0	1.3	31.8	0.64	0.76
Corrected				44.5	30.0	1.5	38.8	0.74	0.92
	Oct-92	1.9	1.3	51.6	31.0	1.7	47.5	0.88	1.18

NVSU #2 TESTING STUDY
RESULTS AND DATA
CORRECTIONS

	Test Date	3-32 Test Oil	3-32 Test Water	3-32 Monthly Oil	3-32 Days On	3-32 Actual Oil	3-32 Monthly Water	3-32 Oil Profac	3-32 Water Profac
	Jan-91	0.9	3.7	27.2	31.0	0.9		0.97	
	Feb-91	0.9	3.5	24.5	28.0	0.9		0.97	
	Mar-91	0.8	3.5	24.4	31.0	0.8		0.98	
	Apr-91	0.8	3.4	23.2	30.0	0.8		0.97	
	May-91	0.8	3.4	24.1	31.0	0.8		0.97	
	Jun-91	0.8	3.3	23.1	30.0	0.8		0.96	
	Jul-91			23.6	31.0	0.8		0.95	
	Aug-91	0.8	3.3	23.3	31.0	0.8		0.94	
	Sep-91	0.8	3.3	21.4	30.0	0.7		0.89	
Uncorrected	Oct-91			19.2	31.0	0.6	79.5	0.77	0.78
Corrected				22.3	31.0	0.7	97.1	0.90	0.95
Uncorrected	Nov-91			18.6	30.0	0.6	75.2	0.78	0.76
Corrected				21.7	30.0	0.7	91.7	0.90	0.93
Uncorrected	Dec-91			18.7	31.0	0.6	73.2	0.75	0.72
Corrected				21.9	31.0	0.7	90.0	0.88	0.88
Uncorrected	Jan-92			18.6	31.0	0.6	70.5	0.75	0.69
Corrected				21.6	31.0	0.7	86.0	0.87	0.84
Uncorrected	Feb-92			17.1	29.0	0.6	65.9	0.74	0.69
Corrected				20.0	29.0	0.7	80.4	0.86	0.84
Uncorrected	Mar-92			17.9	31.0	0.6	69.2	0.72	0.68
Corrected				20.8	31.0	0.7	84.5	0.84	0.83
Uncorrected	Apr-92			16.9	30.0	0.6	65.1	0.70	0.66
Corrected				19.7	30.0	0.7	79.4	0.82	0.80
Uncorrected	May-92			17.0	31.0	0.5	69.6	0.69	0.68
Corrected				19.8	31.0	0.6	84.9	0.80	0.83
Uncorrected	Jun-92			16.3	30.0	0.5	70.7	0.68	0.71
Corrected				19.0	30.0	0.6	86.3	0.79	0.87
Uncorrected	Jul-92			17.3	31.0	0.6	64.4	0.70	0.63
Corrected				20.1	31.0	0.6	78.6	0.81	0.77
Uncorrected	Aug-92			15.4	31.0	0.5	80.6	0.62	0.79
Corrected				18.0	31.0	0.6	98.3	0.72	0.96
Uncorrected	Sep-92			15.3	30.0	0.5	74.9	0.64	0.76
Corrected				17.8	30.0	0.6	91.4	0.74	0.92
	Oct-92	0.9	2.3	24.5	31.0	0.8	84.1	0.88	1.18

NVSU #2 TESTING STUDY
RESULTS AND DATA
CORRECTIONS

	Test Date	5-32 Test Oil	5-32 Test Water	5-32 Monthly Oil	5-32 Days On	5-32 Actual Oil	5-32 Monthly Water	5-32 Oil Profac	5-32 Water Profac
	Jan-91	1.1	0.7	33.3	31.0	1.1		0.98	
	Feb-91	1.1	0.7	29.9	28.0	1.1		0.97	
	Mar-91	1.1	0.7	33.6	31.0	1.1		0.99	
	Apr-91	1.1	0.7	31.8	30.0	1.1		0.96	
	May-91	1.1	0.7	32.2	30.0	1.1		0.98	
	Jun-91			31.8	30.0	1.1		0.96	
	Jul-91	1.1	0.7	32.4	31.0	1.0		0.95	
	Aug-91			32.1	31.0	1.0		0.94	
	Sep-91			30.4	30.0	1.0		0.92	
Uncorrected	Oct-91			26.3	31.0	0.8	16.9	0.77	0.78
Corrected				30.7	31.0	1.0	20.6	0.90	0.95
Uncorrected	Nov-91			25.6	30.0	0.9	15.9	0.78	0.76
Corrected				29.8	30.0	1.0	19.5	0.90	0.93
Uncorrected	Dec-91			25.9	31.0	0.8	15.7	0.76	0.72
Corrected				30.1	31.0	1.0	19.1	0.88	0.88
Uncorrected	Jan-92			25.5	31.0	0.8	14.9	0.75	0.69
Corrected				29.7	31.0	1.0	18.2	0.87	0.84
Uncorrected	Feb-92			23.6	29.0	0.8	14.0	0.74	0.69
Corrected				27.5	29.0	0.9	17.1	0.86	0.84
Uncorrected	Mar-92			24.5	31.0	0.8	14.7	0.72	0.68
Corrected				28.6	31.0	0.9	17.9	0.84	0.83
Uncorrected	Apr-92			23.2	30.0	0.8	13.8	0.70	0.66
Corrected				27.0	30.0	0.9	16.8	0.82	0.80
Uncorrected	May-92			23.4	31.0	0.8	14.8	0.69	0.68
Corrected				27.3	31.0	0.9	18.0	0.80	0.83
Uncorrected	Jun-92			22.4	30.0	0.7	15.0	0.68	0.71
Corrected				26.1	30.0	0.9	18.3	0.79	0.87
Uncorrected	Jul-92			23.8	31.0	0.8	13.7	0.70	0.63
Corrected				27.7	31.0	0.9	16.7	0.81	0.77
Uncorrected	Aug-92			21.1	31.0	0.7	17.1	0.62	0.79
Corrected				24.7	31.0	0.8	20.9	0.72	0.96
Uncorrected	Sep-92			21.0	30.0	0.7	15.9	0.64	0.76
Corrected				24.5	30.0	0.8	19.4	0.74	0.92
	Oct-92	1.1	0.6	29.9	31.0	1.0	21.9	0.88	1.18

NVSU #2 TESTING STUDY
RESULTS AND DATA
CORRECTIONS

	Test Date	6-32 Test Oil	6-32 Test Water	6-32 Monthly Oil	6-32 Days On	6-32 Actual Oil	6-32 Monthly Water	6-32 Oil Profac	6-32 Water Profac
	Jan-91	0.3	0.8	9.1	31.0	0.3		0.98	
	Feb-91	0.2	0.8	5.4	28.0	0.2		0.96	
	Mar-91	0.2	0.7	6.1	31.0	0.2		0.98	
	Apr-91	0.2	0.7	9.8	30.0	0.3		1.63	
	May-91	0.2	0.7	6.0	31.0	0.2		0.97	
	Jun-91	0.2	0.7	5.8	30.0	0.2		0.97	
	Jul-91			5.9	31.0	0.2		0.95	
	Aug-91	0.2	0.7	5.8	31.0	0.2		0.94	
	Sep-91	0.2	0.7	5.3	30.0	0.2		0.88	
Uncorrected	Oct-91			4.8	31.0	0.2	16.9	0.77	0.78
Corrected				5.6	31.0	0.2	20.6	0.90	0.95
Uncorrected	Nov-91			4.7	30.0	0.2	15.9	0.78	0.76
Corrected				5.4	30.0	0.2	19.5	0.90	0.93
Uncorrected	Dec-91			4.7	31.0	0.2	15.7	0.76	0.72
Corrected				5.5	31.0	0.2	19.1	0.88	0.88
Uncorrected	Jan-92			4.6	31.0	0.1	14.9	0.74	0.69
Corrected				5.4	31.0	0.2	18.2	0.87	0.84
Uncorrected	Feb-92			4.3	29.0	0.1	14.0	0.74	0.69
Corrected				5.0	29.0	0.2	17.1	0.86	0.84
Uncorrected	Mar-92			4.5	31.0	0.1	14.7	0.73	0.68
Corrected				5.2	31.0	0.2	17.9	0.84	0.83
Uncorrected	Apr-92			4.2	30.0	0.1	13.8	0.70	0.66
Corrected				4.9	30.0	0.2	16.8	0.82	0.80
Uncorrected	May-92			4.3	31.0	0.1	14.8	0.69	0.68
Corrected				5.0	31.0	0.2	18.0	0.80	0.83
Uncorrected	Jun-92			4.1	30.0	0.1	15.0	0.68	0.71
Corrected				4.7	30.0	0.2	18.3	0.79	0.87
Uncorrected	Jul-92			4.3	31.0	0.1	13.7	0.69	0.63
Corrected				5.0	31.0	0.2	16.7	0.81	0.77
Uncorrected	Aug-92			3.8	31.0	0.1	17.1	0.61	0.79
Corrected				4.5	31.0	0.1	20.9	0.72	0.96
Uncorrected	Sep-92			3.9	30.0	0.1	15.9	0.65	0.76
Corrected				4.4	30.0	0.1	19.4	0.74	0.92
	Oct-92	0.1	0.8	2.6	31.0	0.1	29.2	0.84	1.18

NVSU #2 TESTING STUDY
RESULTS AND DATA
CORRECTIONS

	Test Date	1-31 Test Oil	1-31 Test Water	1-31 Monthly Oil	1-31 Days On	1-31 Actual Oil	1-31 Monthly Water	1-31 Oil Profac	1-31 Water Profac
	Jan-91	2.3	0.6	69.6	31.0	2.2		0.98	
	Feb-91	2.3	0.6	62.6	28.0	2.2		0.97	
	Mar-91	2.4	0.6	73.2	31.0	2.4		0.98	
	Apr-91	2.4	0.5	69.5	30.0	2.3		0.97	
	May-91	2.3	0.6	69.2	31.0	2.2		0.97	
	Jun-91	2.3	0.6	66.4	30.0	2.2		0.96	
	Jul-91			67.8	31.0	2.2		0.95	
	Aug-91			67.1	31.0	2.2		0.94	
	Sep-91			61.4	30.0	2.0		0.89	
Uncorrected	Oct-91			55.1	31.0	1.8	14.5	0.77	0.78
Corrected				64.1	31.0	2.1	17.6	0.90	0.95
Uncorrected	Nov-91			53.4	30.0	1.8	13.9	0.77	0.77
Corrected				62.3	30.0	2.1	16.7	0.90	0.93
Uncorrected	Dec-91			54.1	31.0	1.7	13.4	0.76	0.72
Corrected				63.0	31.0	2.0	16.4	0.88	0.88
Uncorrected	Jan-92			53.4	31.0	1.7	12.8	0.75	0.69
Corrected				62.1	31.0	2.0	15.6	0.87	0.84
Uncorrected	Feb-92			49.3	29.0	1.7	12.0	0.74	0.69
Corrected				57.4	29.0	2.0	14.6	0.86	0.84
Uncorrected	Mar-92			51.3	31.0	1.7	12.6	0.72	0.68
Corrected				59.8	31.0	1.9	15.4	0.84	0.83
Uncorrected	Apr-92			48.6	30.0	1.6	11.8	0.70	0.66
Corrected				56.5	30.0	1.9	14.4	0.82	0.80
Uncorrected	May-92			48.8	31.0	1.6	12.7	0.68	0.68
Corrected				57.0	31.0	1.8	15.4	0.80	0.83
Uncorrected	Jun-92			46.8	30.0	1.6	12.9	0.68	0.72
Corrected				54.5	30.0	1.8	15.7	0.79	0.87
Uncorrected	Jul-92			49.8	31.0	1.6	11.7	0.70	0.63
Corrected				57.9	31.0	1.9	14.3	0.81	0.77
Uncorrected	Aug-92			44.3	31.0	1.4	14.6	0.62	0.78
Corrected				51.6	31.0	1.7	17.9	0.72	0.96
Uncorrected	Sep-92			43.9	30.0	1.5	13.6	0.64	0.76
Corrected				51.2	30.0	1.7	16.6	0.74	0.92
	Oct-92	1.5	0.4	40.8	31.0	1.3	14.6	0.88	1.18

December 29, 1992

John Fox
Chief Petroleum Eng.

DRAFT

Roland Massinon
Petroleum Eng.

JAN 4 1993

SASKOIL NORTH VIRDEN SCALLION UNIT NO. 2 TESTING REDUCTION

John, Cindy and I have completed our review of Saskoil's application for quarterly production tests for the North Virden Scallion Unit No. 2. We recommend approving their application (see attached approval letter). We also recommend that we request that based on our findings of improper production allocation from October 1991 to October 1992 that Saskoil resubmit the production reports for that time period.

Background:

Saskoil applied to reduce the production testing from monthly to quarterly on February 28, 1992. While conducted a preliminary review of the application it was noted that the most recent production testing was conducted in October 1991. For this reason we contacted Saskoil requesting them to test the wells ASAP. The wells were tested in October 1992 and the data was made available to us in late November 1992.

Discussion:

We entered all 1991 and 1992 test data in a Lotus spreadsheet and plotted the data to assess the stability of the production and the accuracy of production. The attached plots show all the 1991 and 1992 production tests as reported on the monthly production reports as received from Saskoil. You will note that there are two plots for every well. The first plot is a "corrected" plot and the bottom graph shows the data as provided by Saskoil. The tables attached show the data used for the plots.

During the first part of 1991 the wells were being tested monthly as can be seen on the attached tables and plots and both the oil profac and water profac (actual production/total test production) were just below 1.0 indicating that the test data correlated well with the actual production. When the testing frequency decreased in the third quarter, the profacs dropped as the actual production continued to fall.

In October of 1991, there was a significant increase in both oil and water test volumes for the unit. Closer examination revealed that the production gain occurred at 14-29. We contacted the operator to determine if there was an error in the tests. The operator indicated that the actual test for 14-29 was actually 2.5 m³/day oil and 4.1 m³/day of water instead of 5.0 m³/day of oil and 8.2 m³/day of water which are the numbers which were reported by Saskoil on the production reports.

This resulted in a substantial decrease in proration factor and a significant error in the allocation of volumes. Consequentially, 14-29 was over allocated production while the remainder of the wells were under allocated. This is evident from the production plots. For this reason, I recommend that Saskoil be asked to resubmit the appropriate

production reports. Interpretation of the current data for waterflood study purposes could be deceiving due to this error.

When reviewing the production testing data for stability of production, it is evident that while most wells did not have a huge change in production over the last year, a few wells (14-29, 15-30, 16-30, 3-32 and 5-32) either showed a lower decline than the unit average or an increase in production. Some wells (11-29 and 1-31) showed a significantly greater than average decline, while the remainder of the wells (6-29, 13-29, 9-30 and 6-32) trended very closely to the unit average.

Although there have been some changes in production, the changes likely occurred gradually. It is not felt that monthly testing is required in light of the overall stability of the production. I therefore recommend approving the application.

Mechanical Considerations:

As is evident from the historical data, Saskoil has had some difficulty in testing the wells. Currently Saskoil moves in a portable test separator from Saskatchewan for the production tests. Quarterly testing may not be easily achieved if the must move in the portable on a quarterly basis (the portable is required for testing Saskatchewan wells monthly). Although Saskoil have indicated on their application that they intend on testing quarterly, it is likely that this will not be the case. I would suggest that testing twice a year would be more likely and only if we remind them of when we want the wells tested.

Since Saskoil is apparently looking at divesting their Manitoba properties, this will likely not be an issue for long. The issue should be addressed by the new unit operator.

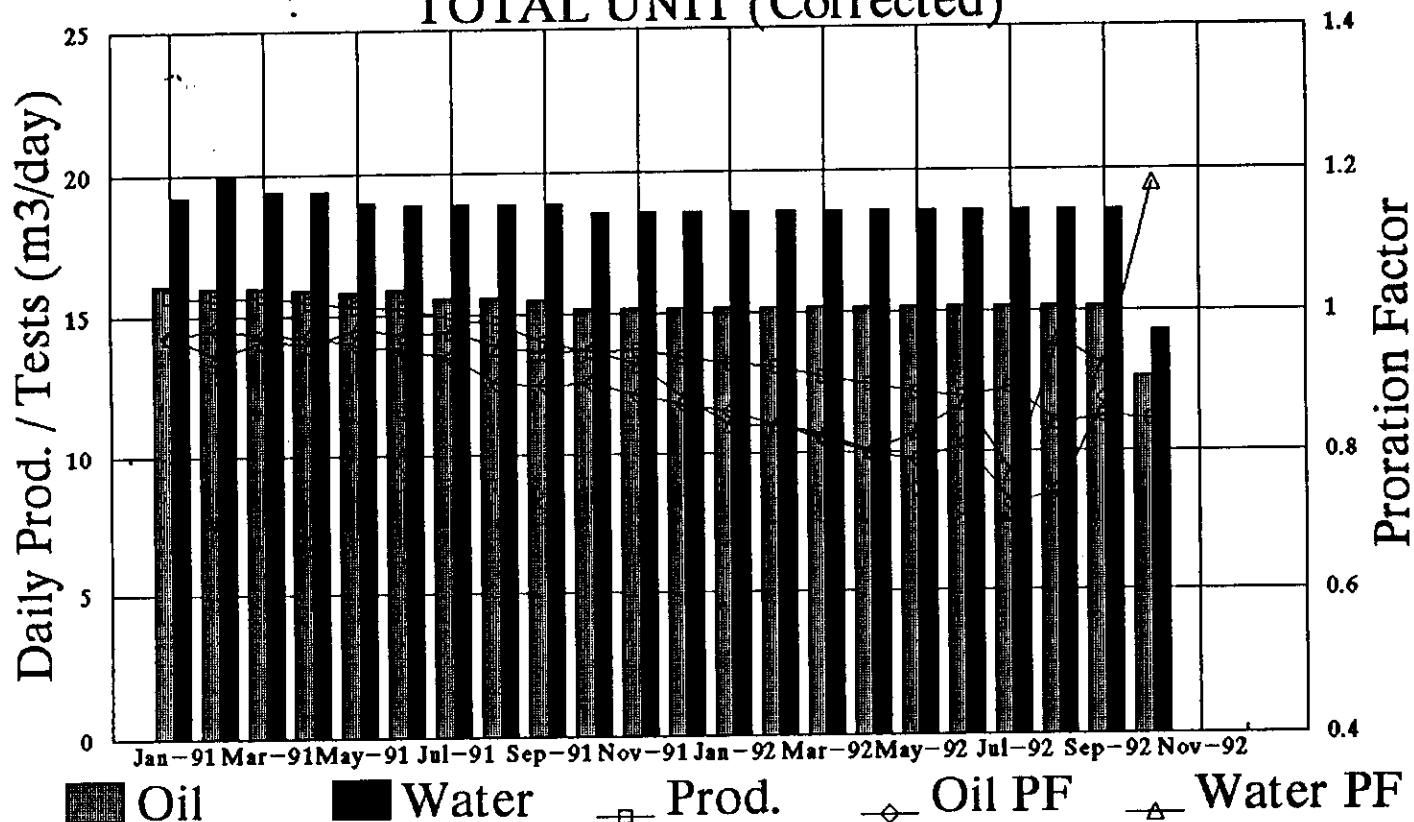
Recommendations:

I recommend approving the application as is. I also recommend that Saskoil be asked to submit corrected monthly production reports for October 1991 to September 1992 inclusive reflecting the corrected test result for 14-29 (see attached letter).

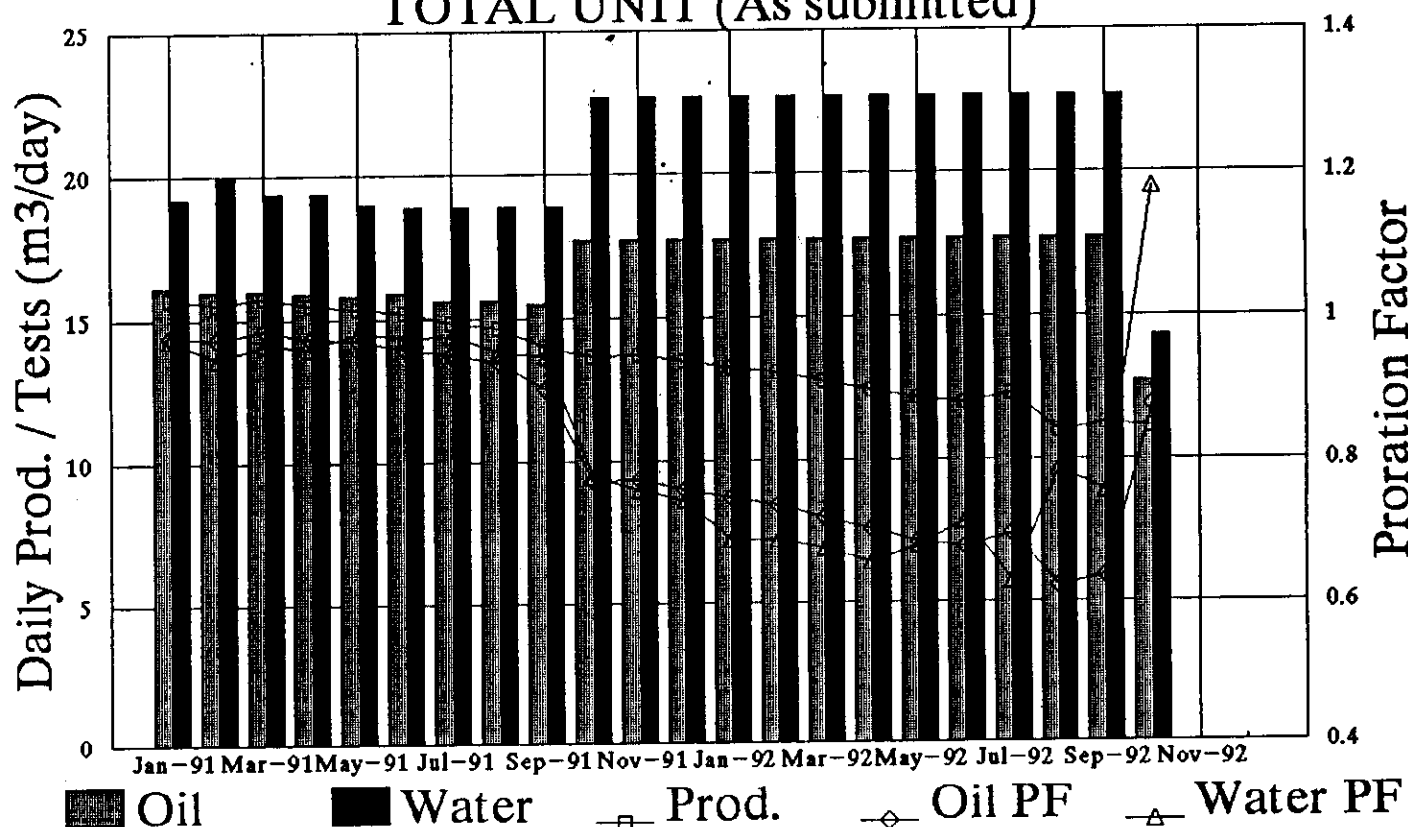
attachments:

NVSU #2 Testing/Profac Results

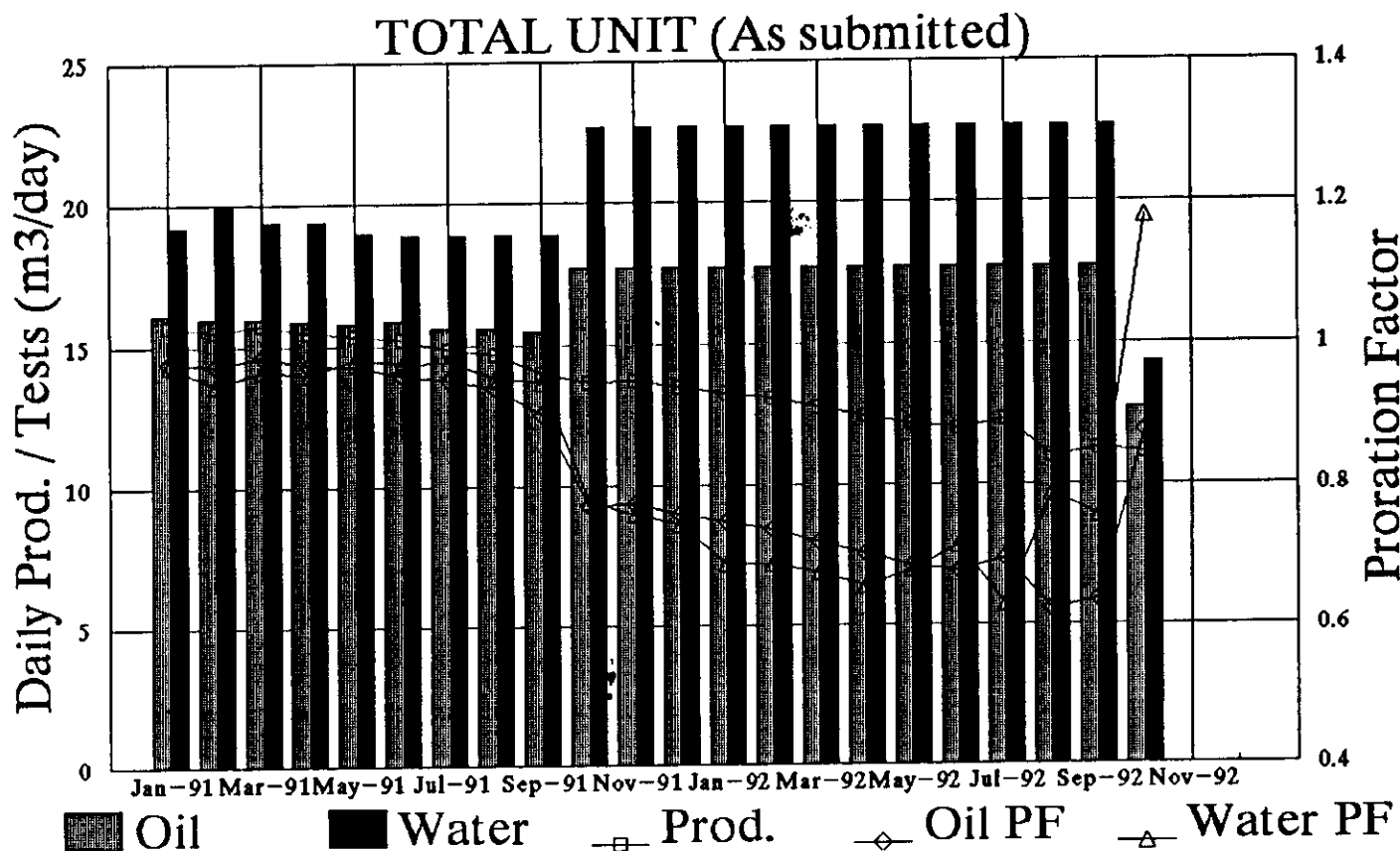
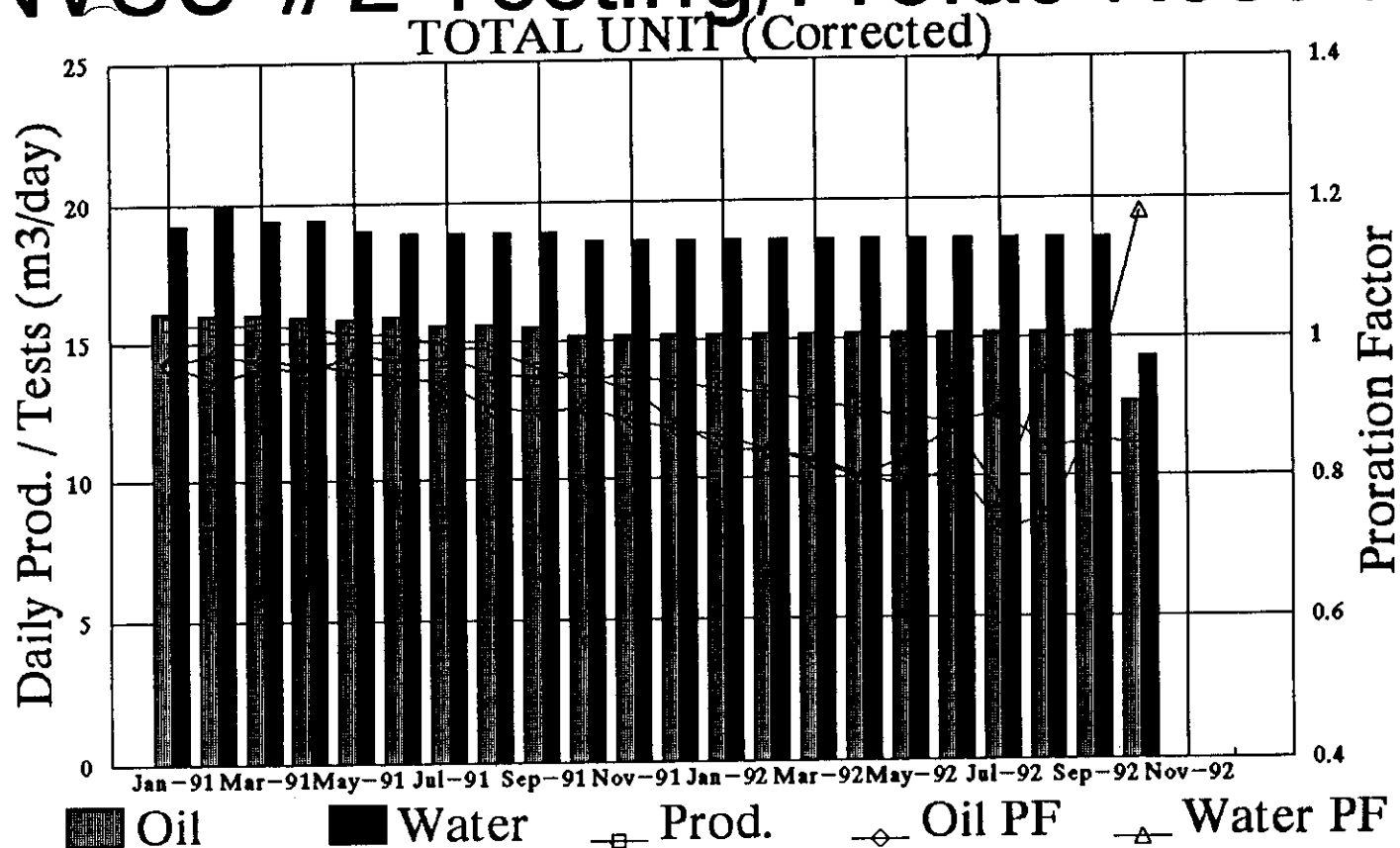
TOTAL UNIT (Corrected)



TOTAL UNIT (As submitted)

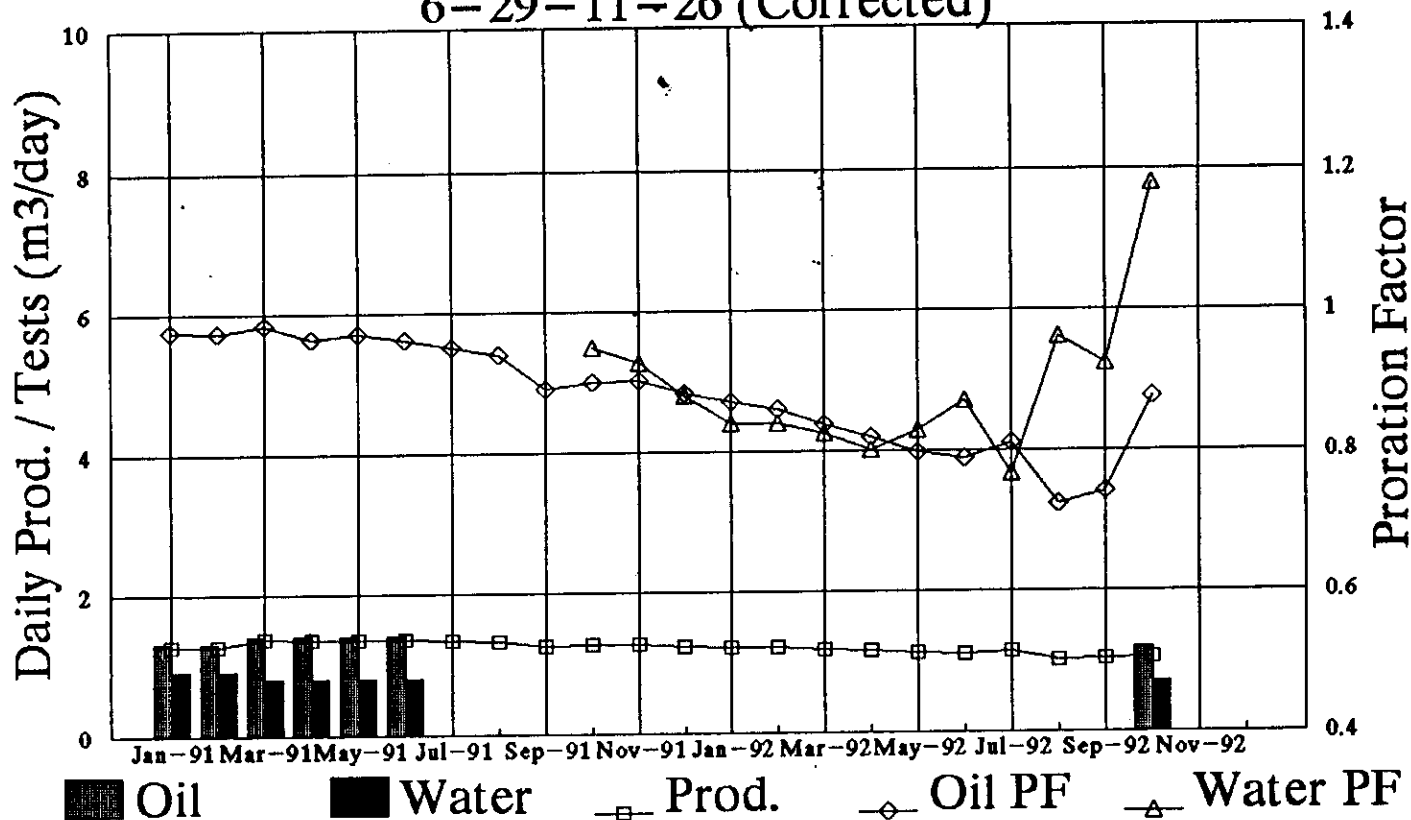


NVSU #2 Testing/Profac Results

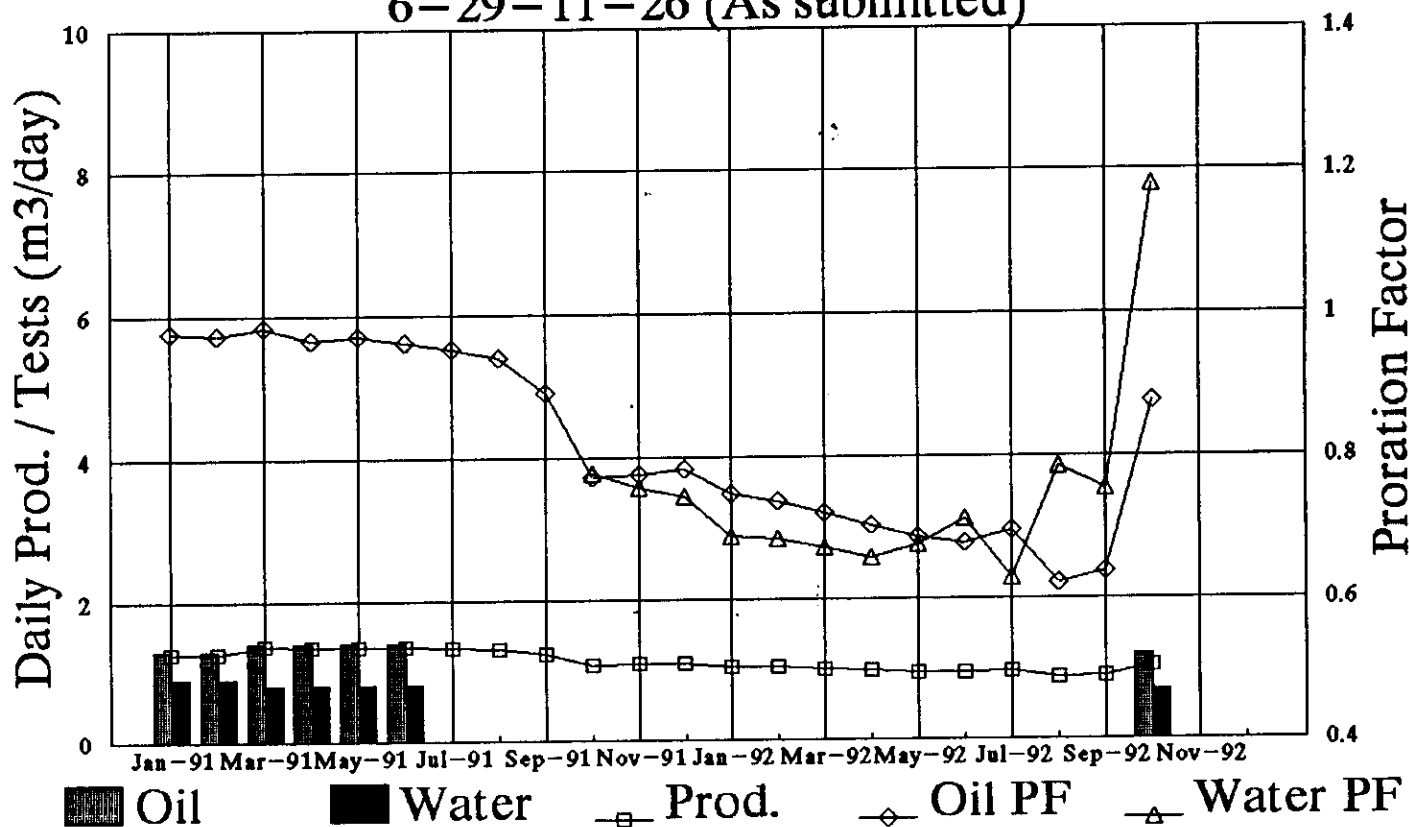


NVSU #2 Testing/Profac Results

6-29-11-26 (Corrected)

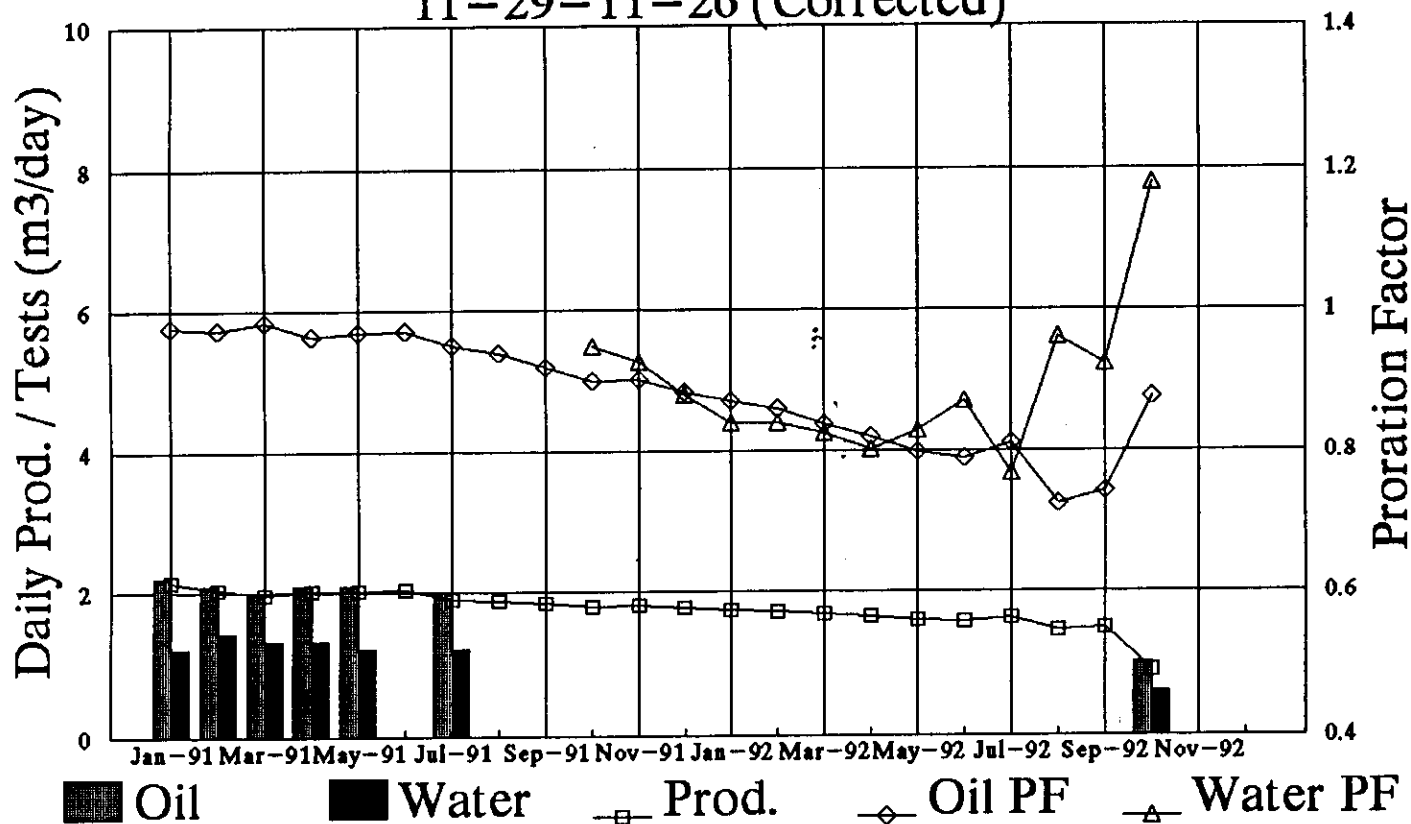


6-29-11-26 (As submitted)

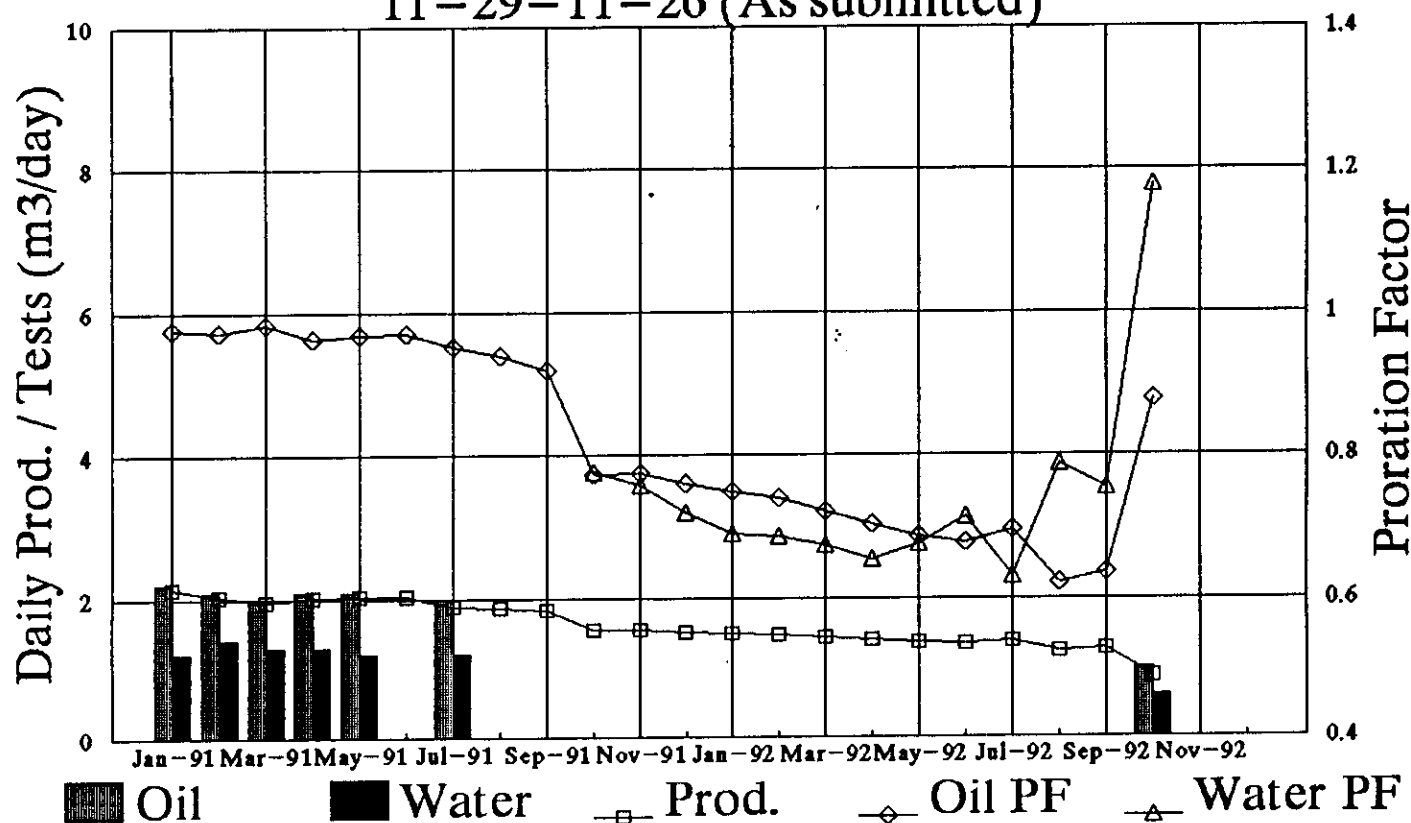


NVSU #2 Testing/Profac Results

11-29-11-26 (Corrected)

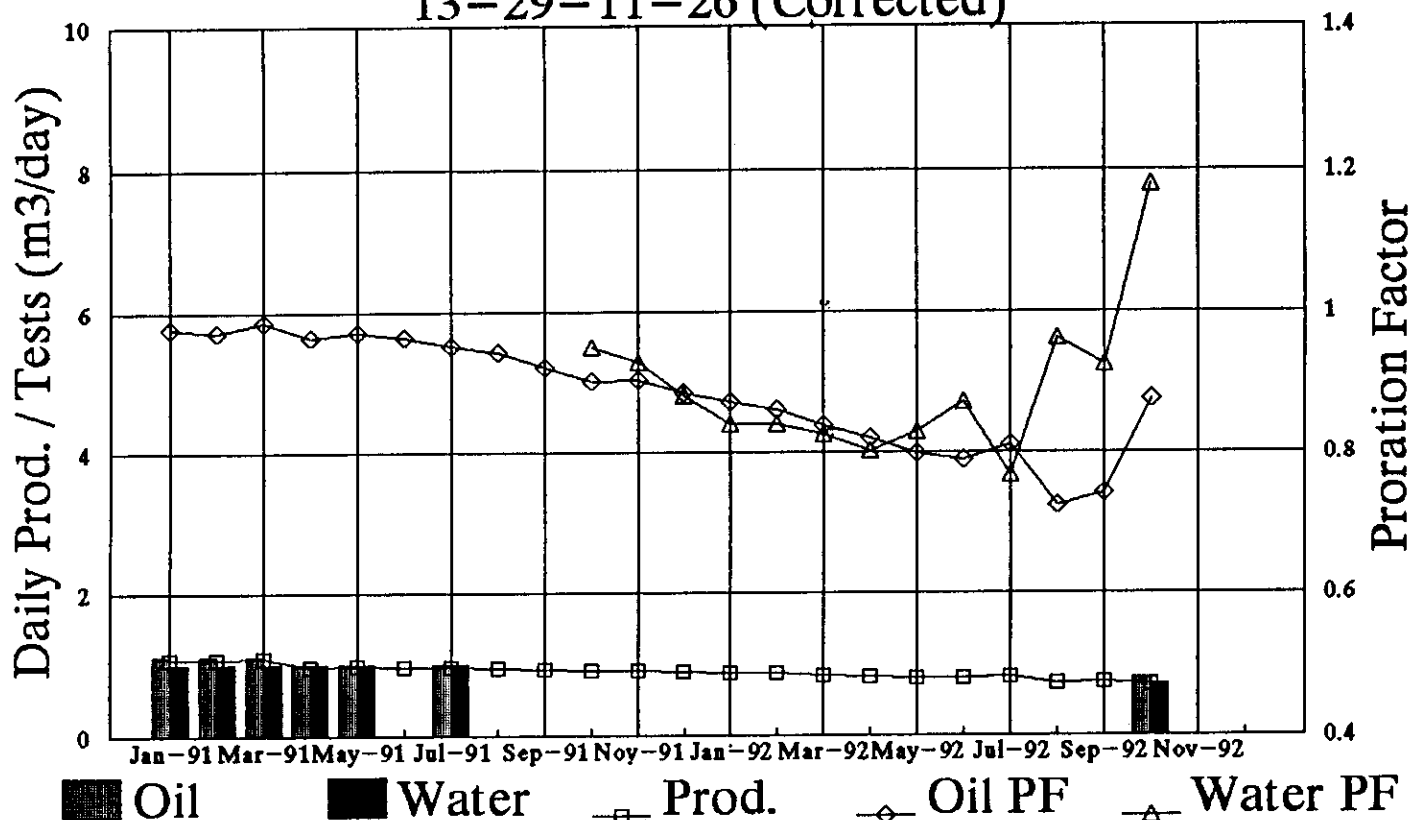


11-29-11-26 (As submitted)

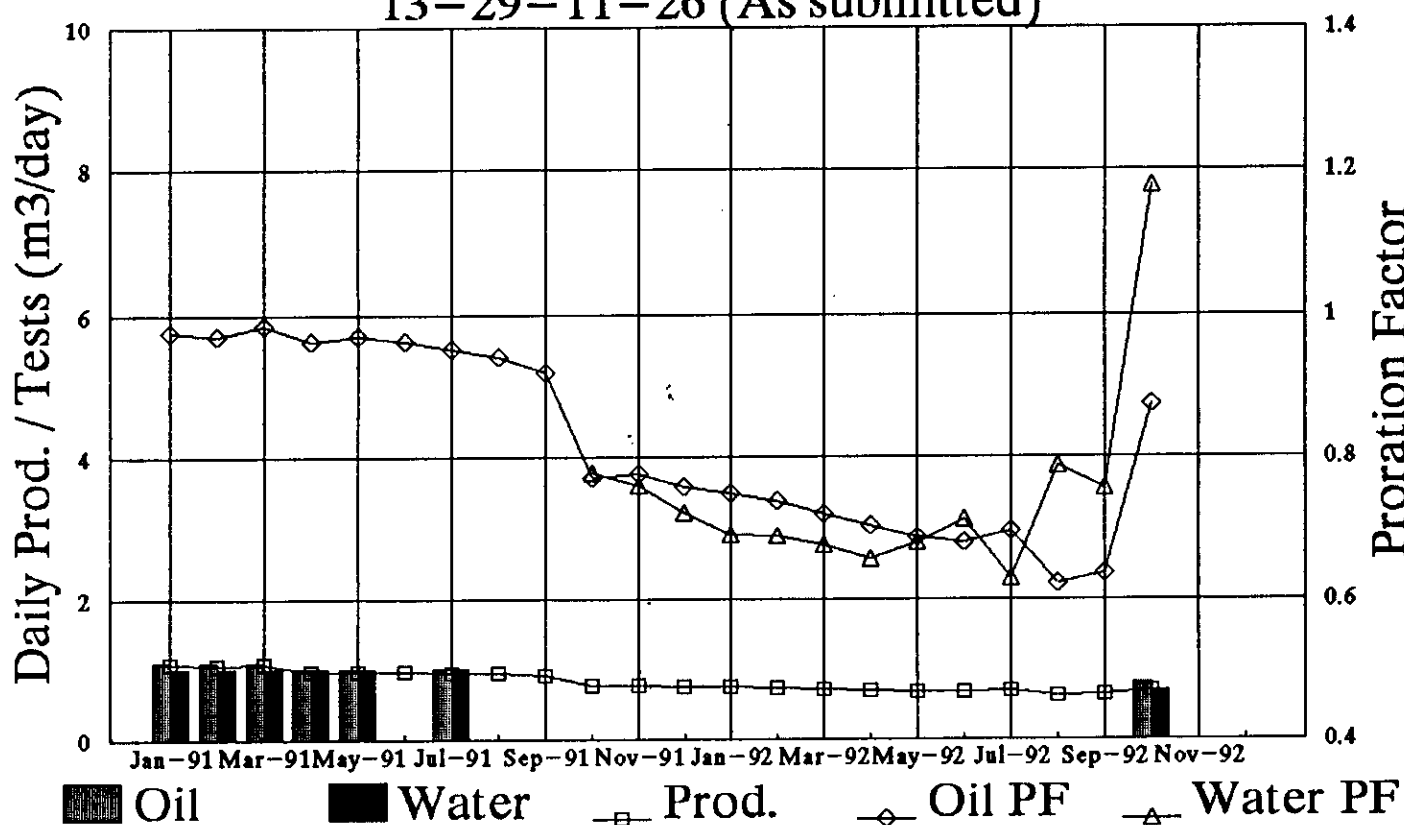


NVSU #2 Testing/Profac Results

13-29-11-26 (Corrected)

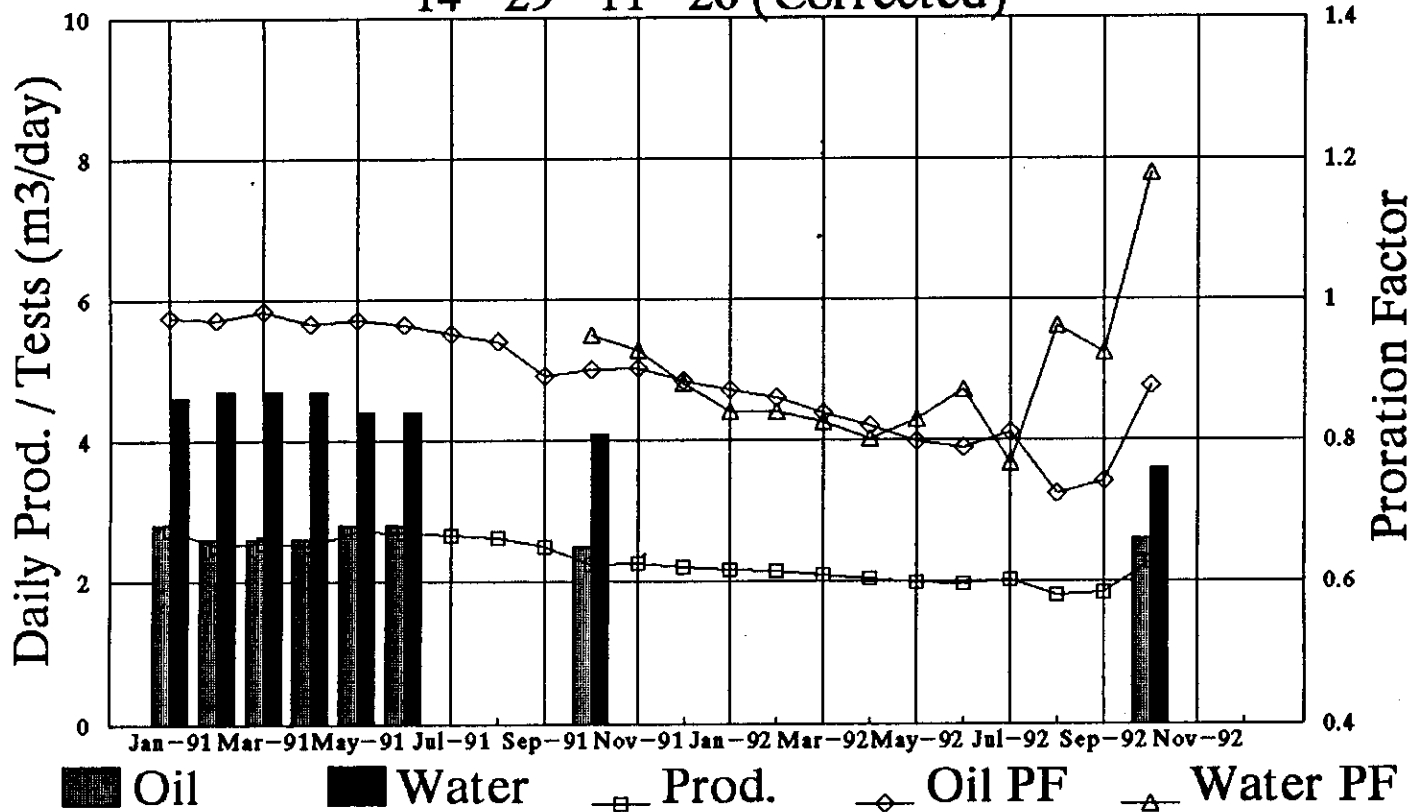


13-29-11-26 (As submitted)

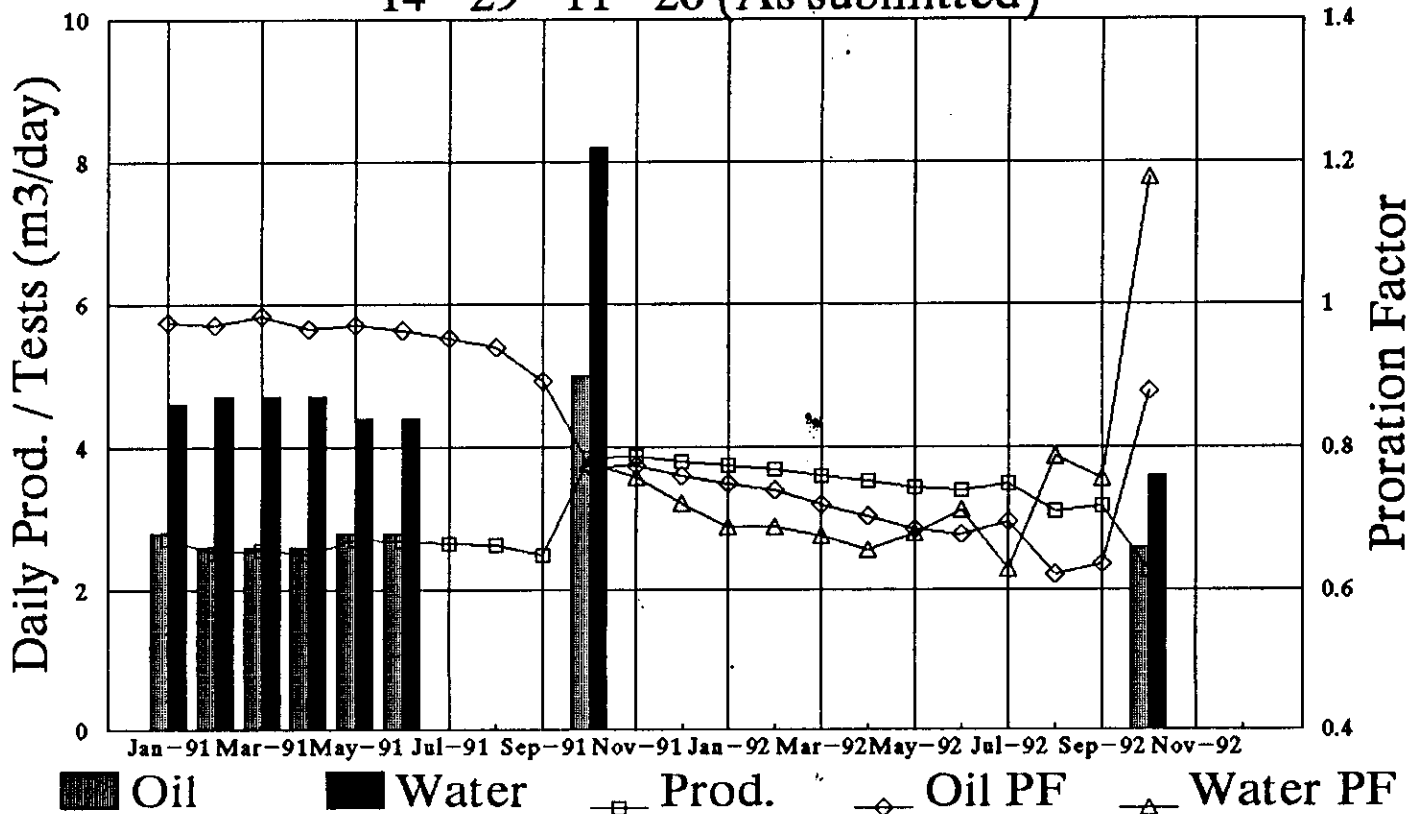


NVSU #2 Testing/Profac Results

14-29-11-26 (Corrected)

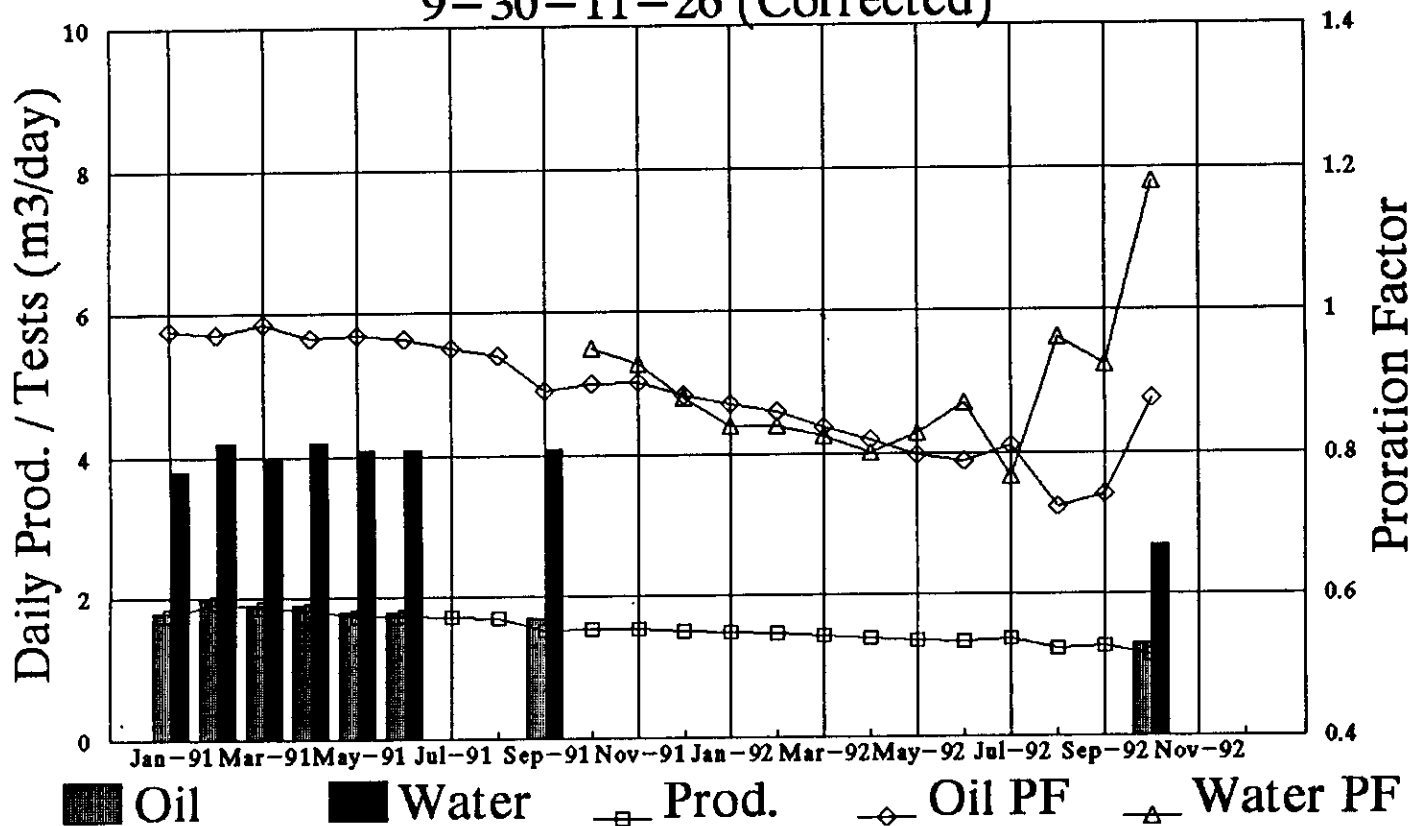


14-29-11-26 (As submitted)

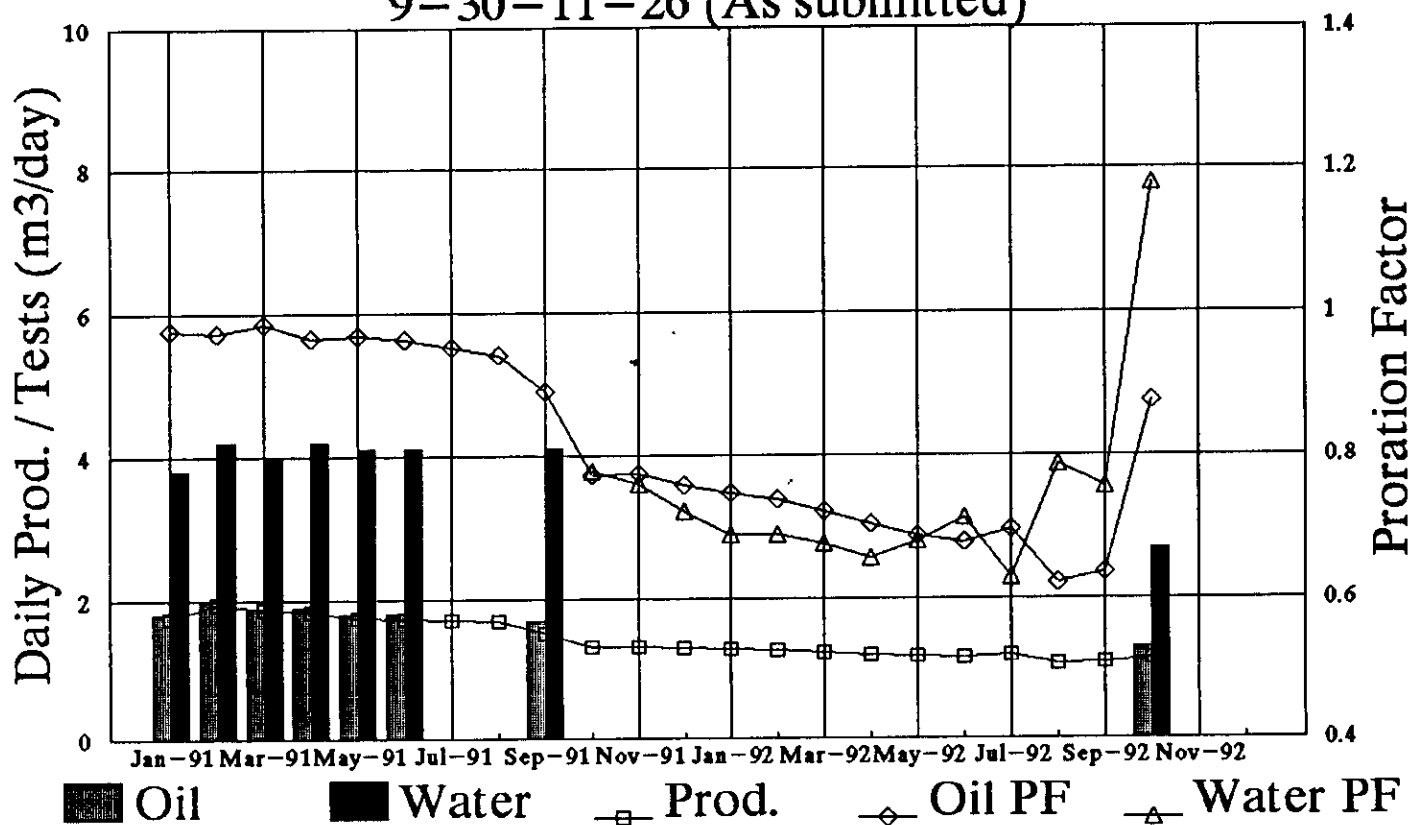


NVSU #2 Testing/Profac Results

9-30-11-26 (Corrected)

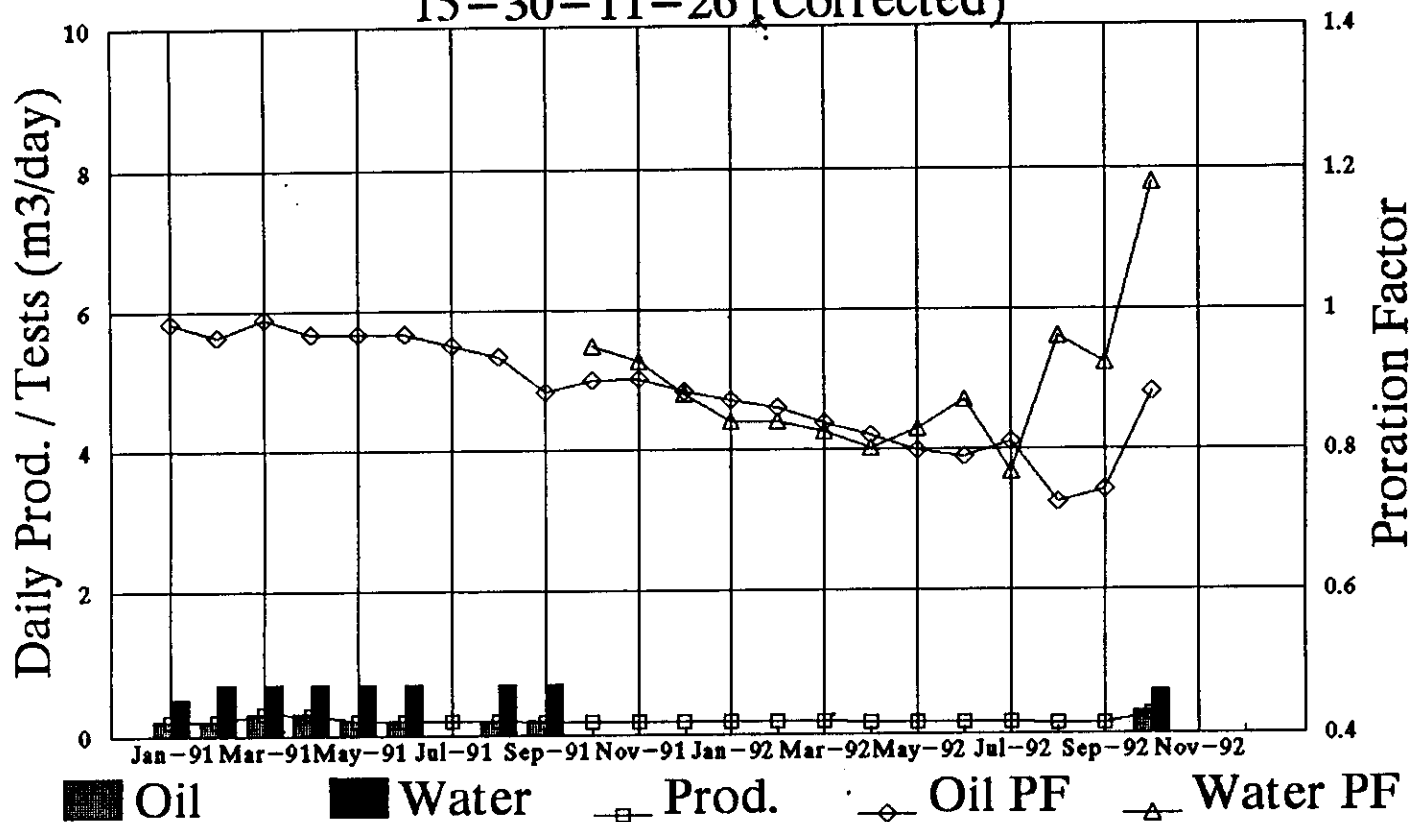


9-30-11-26 (As submitted)

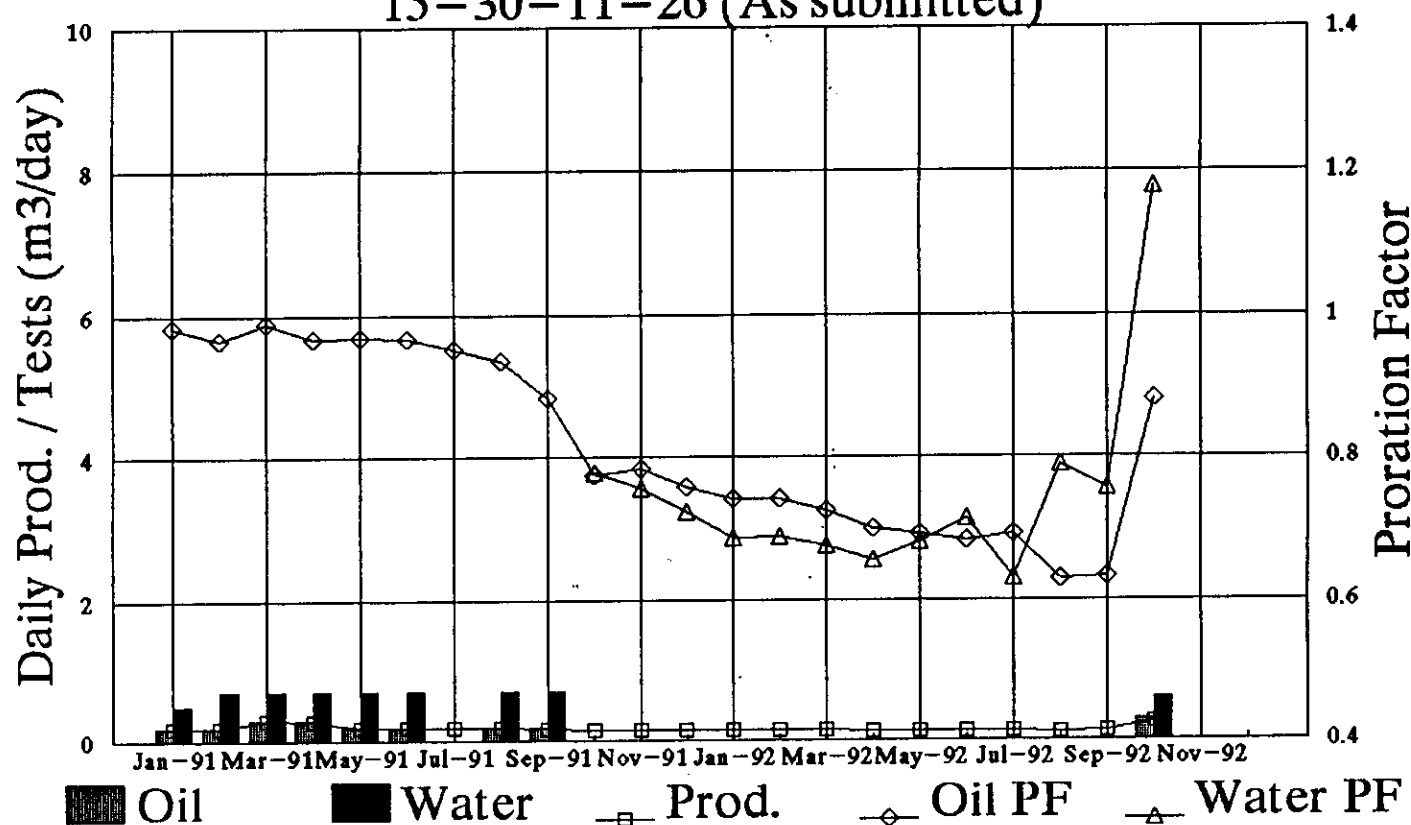


NVSU #2 Testing/Profac Results

15-30-11-26 (Corrected)

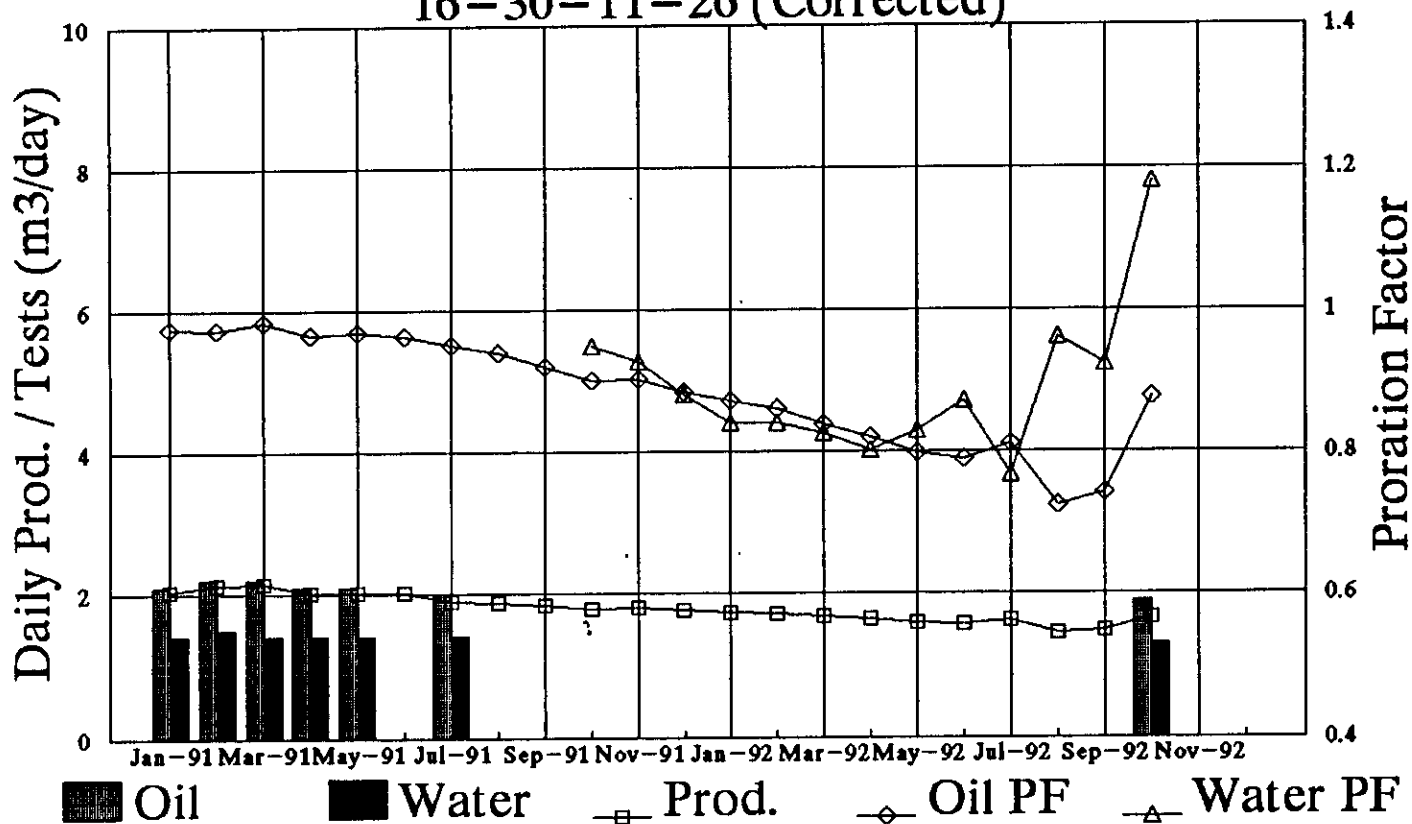


15-30-11-26 (As submitted)

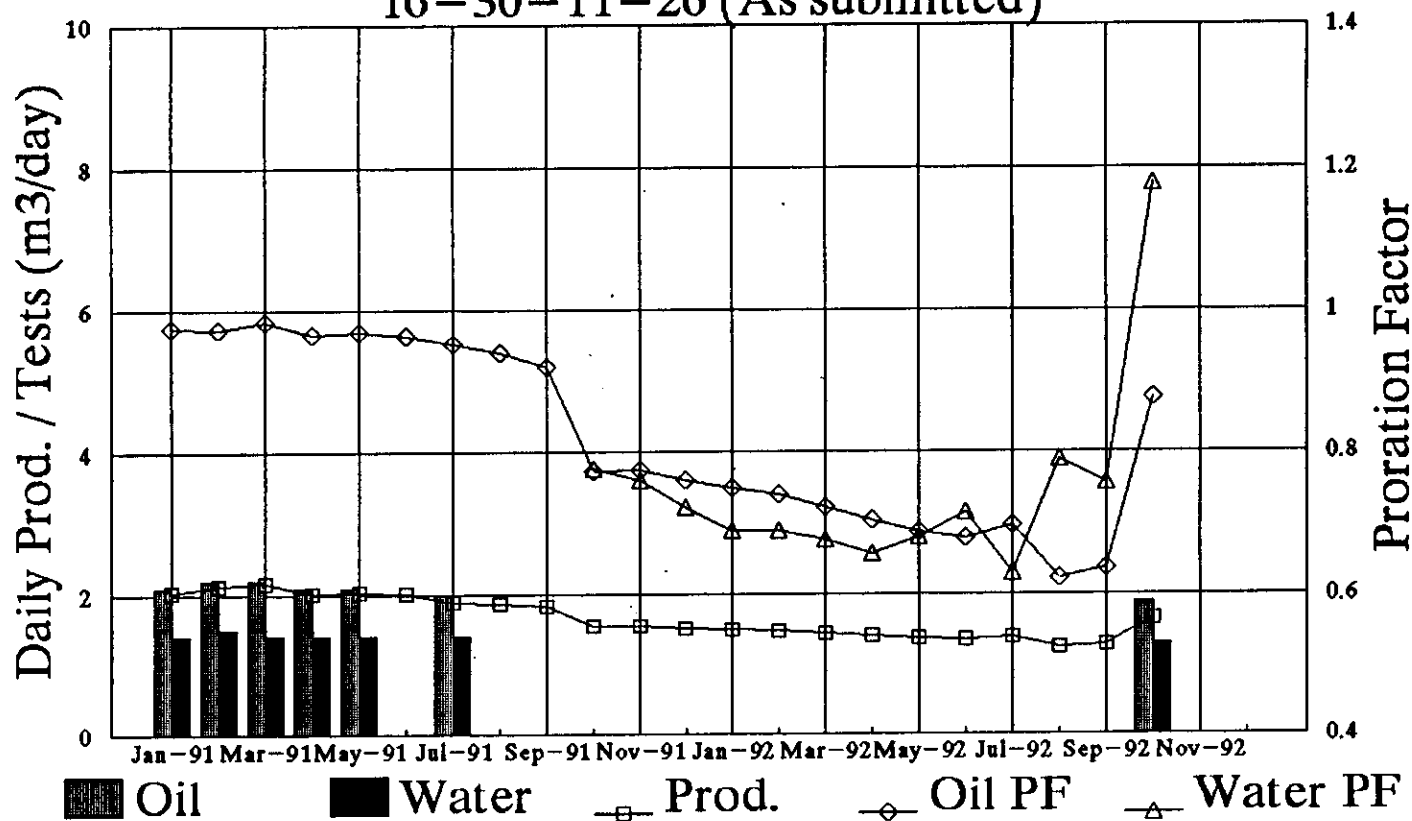


NVSU #2 Testing/Profac Results

16-30-11-26 (Corrected)

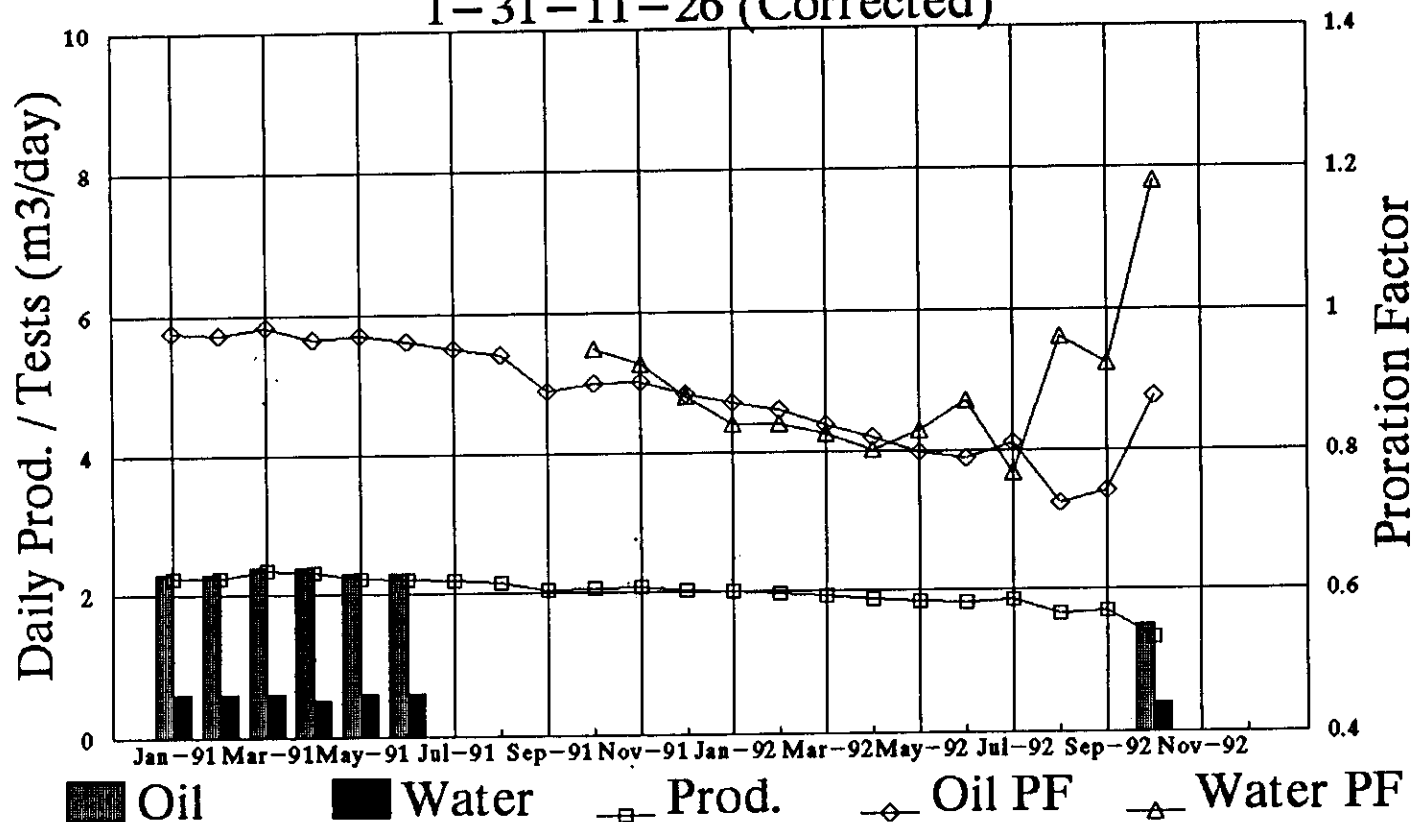


16-30-11-26 (As submitted)

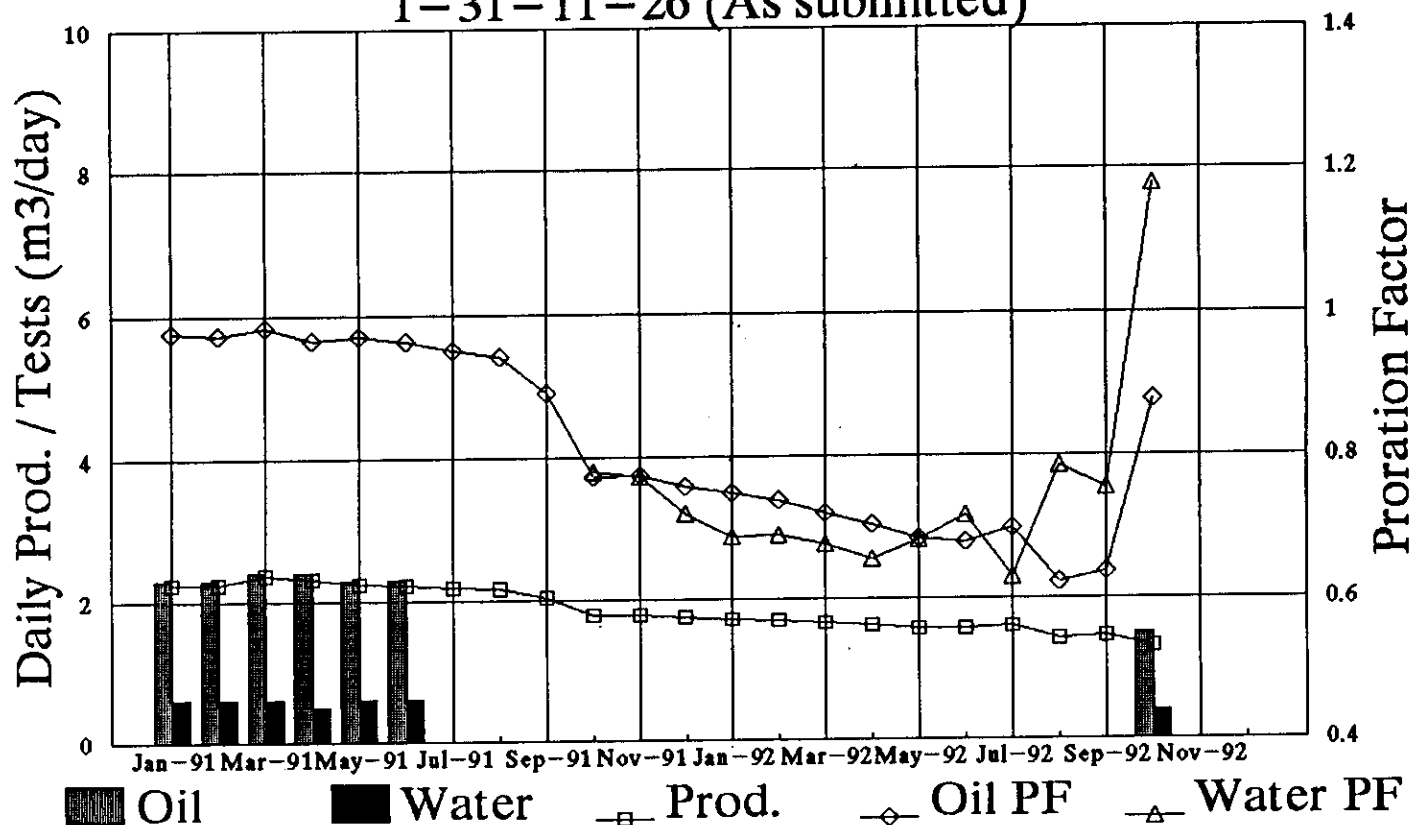


NVSU #2 Testing/Profac Results

1-31-11-26 (Corrected)

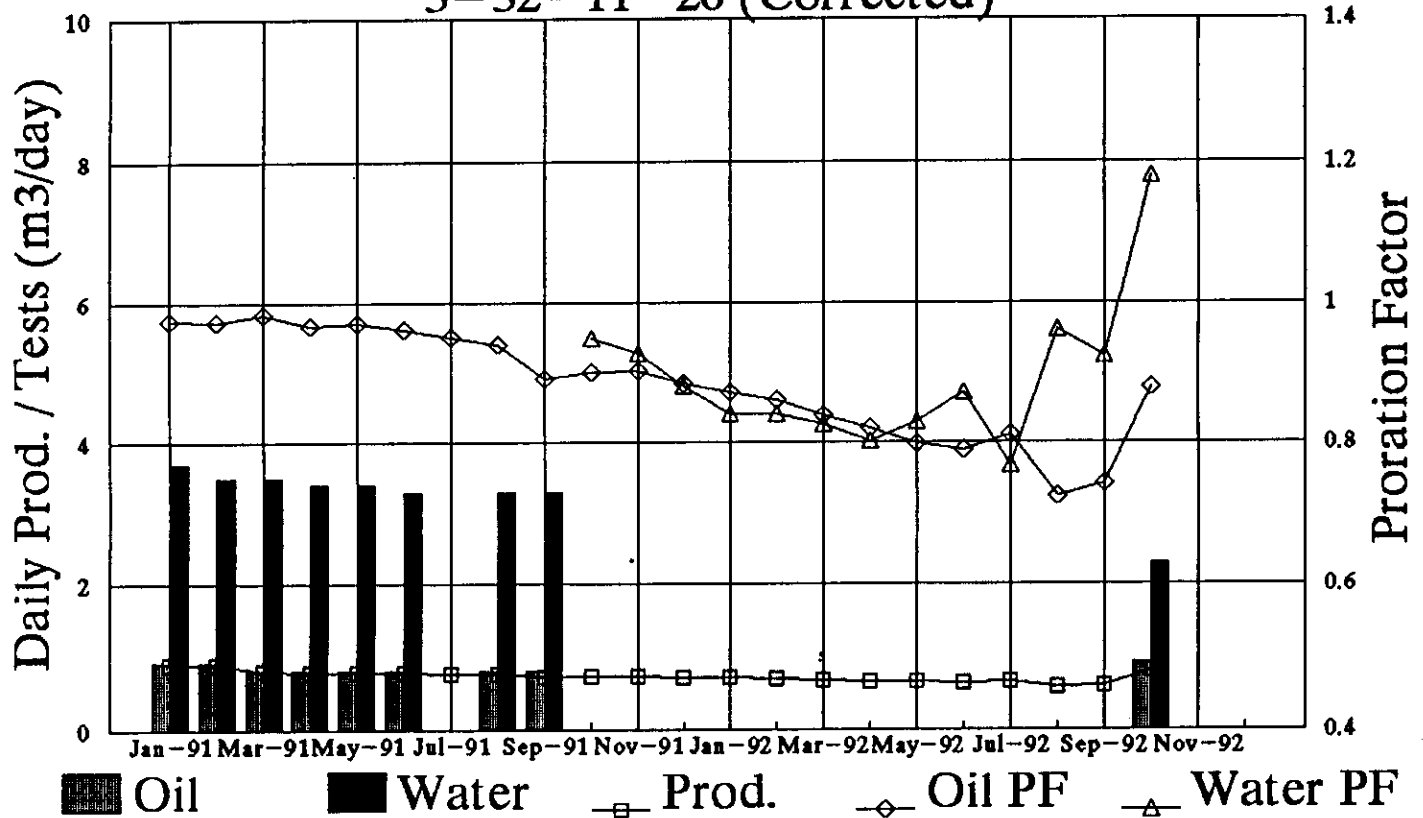


1-31-11-26 (As submitted)

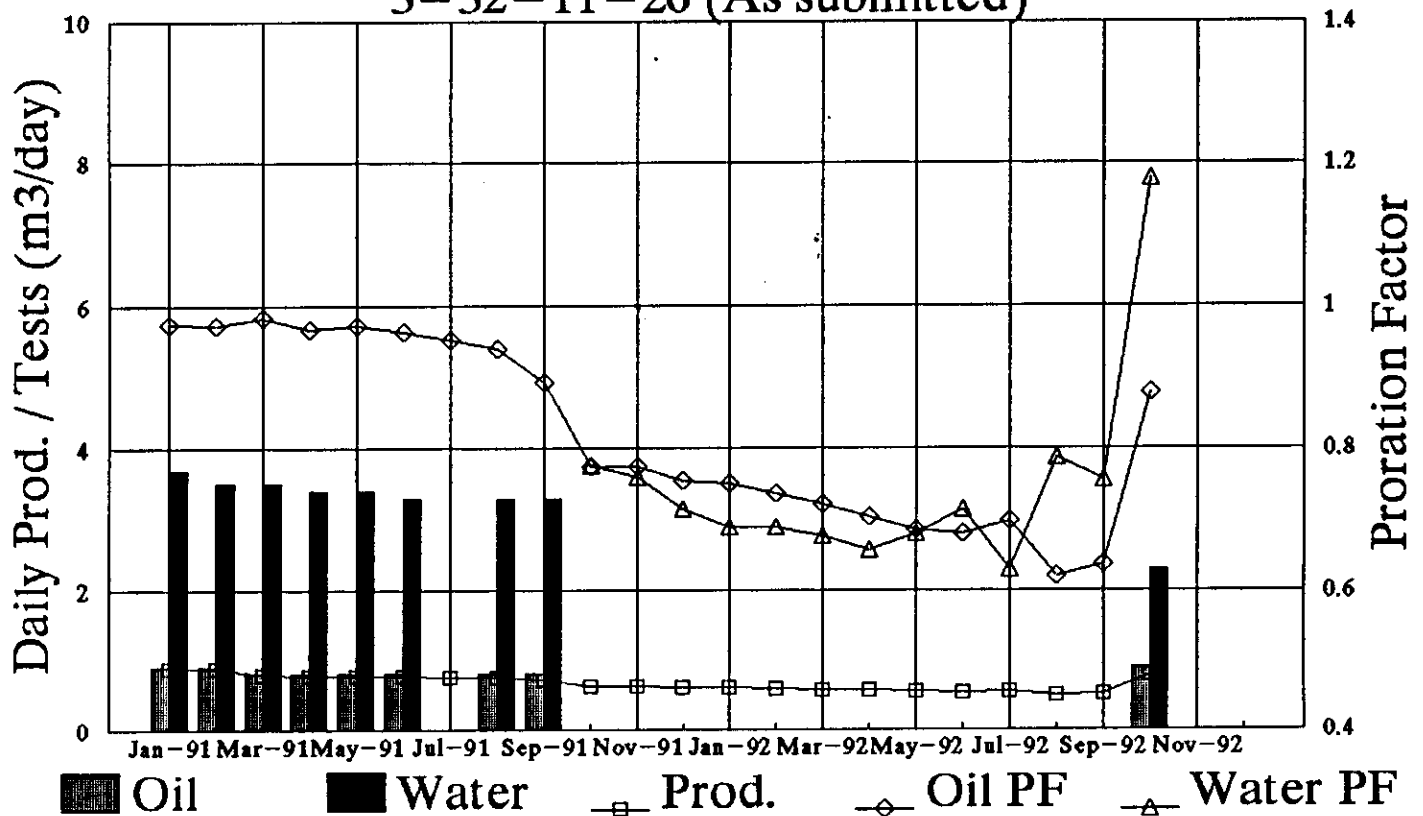


NVSU #2 Testing/Profac Results

3-32-11-26 (Corrected)

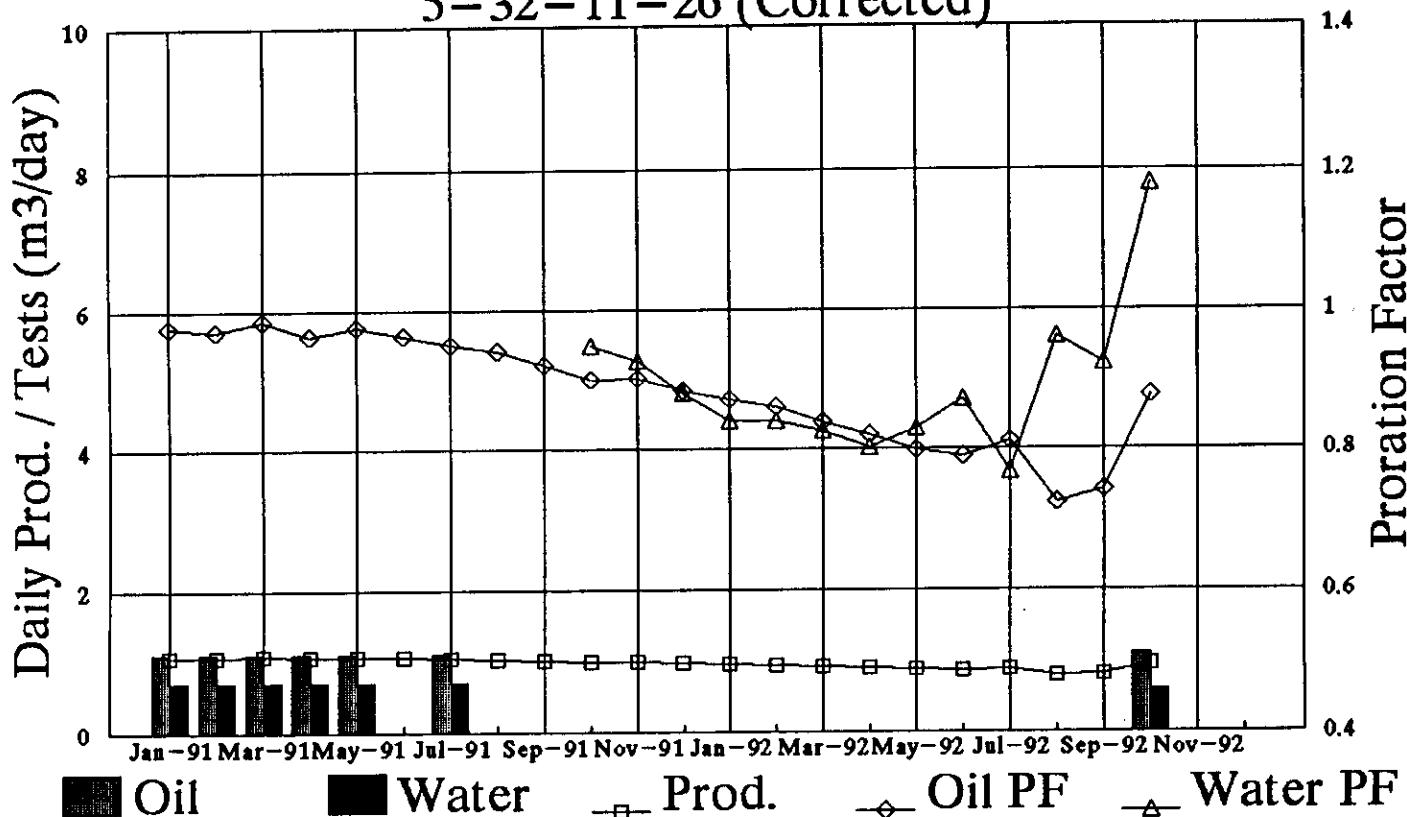


3-32-11-26 (As submitted)

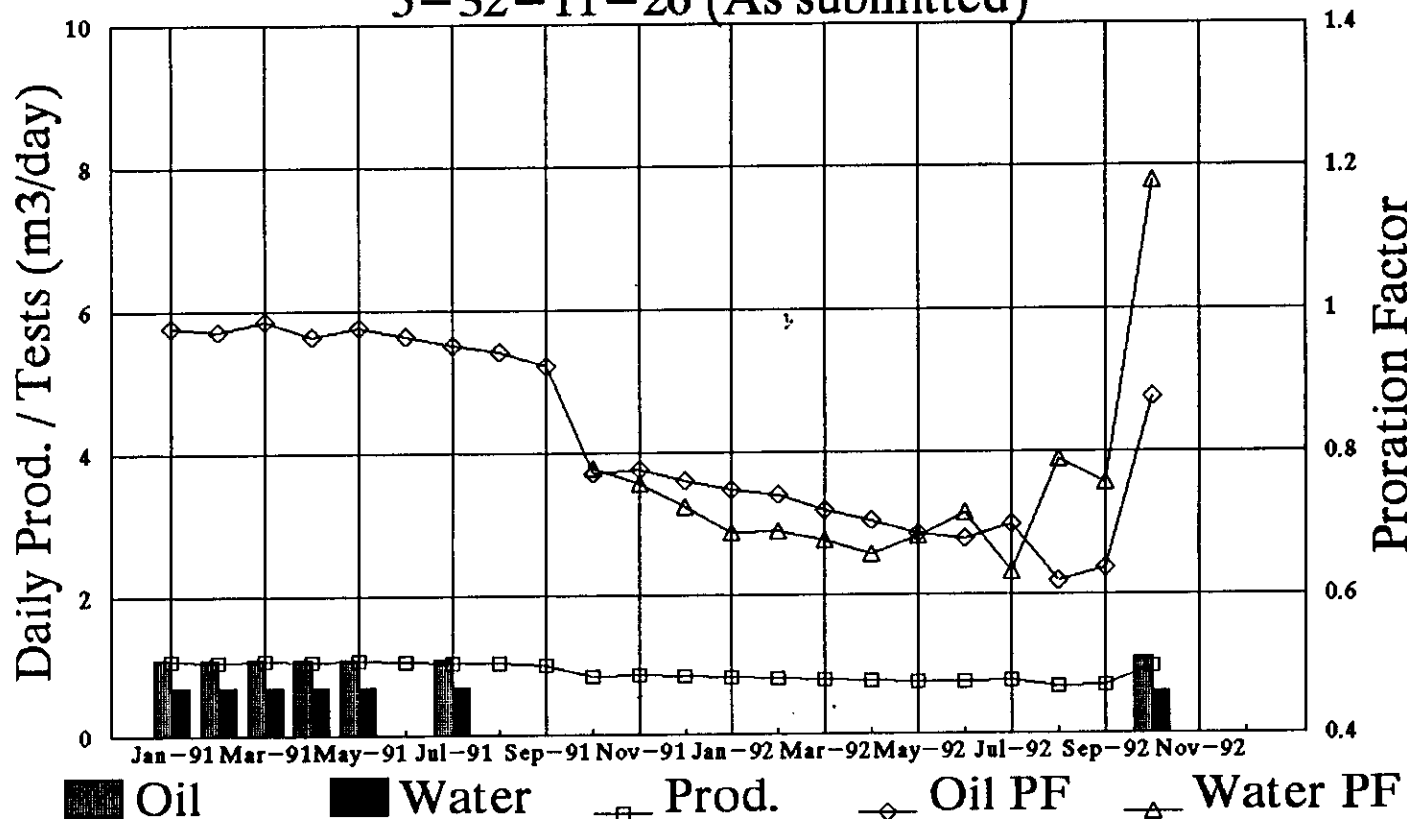


NVSU #2 Testing/Profac Results

5-32-11-26 (Corrected)

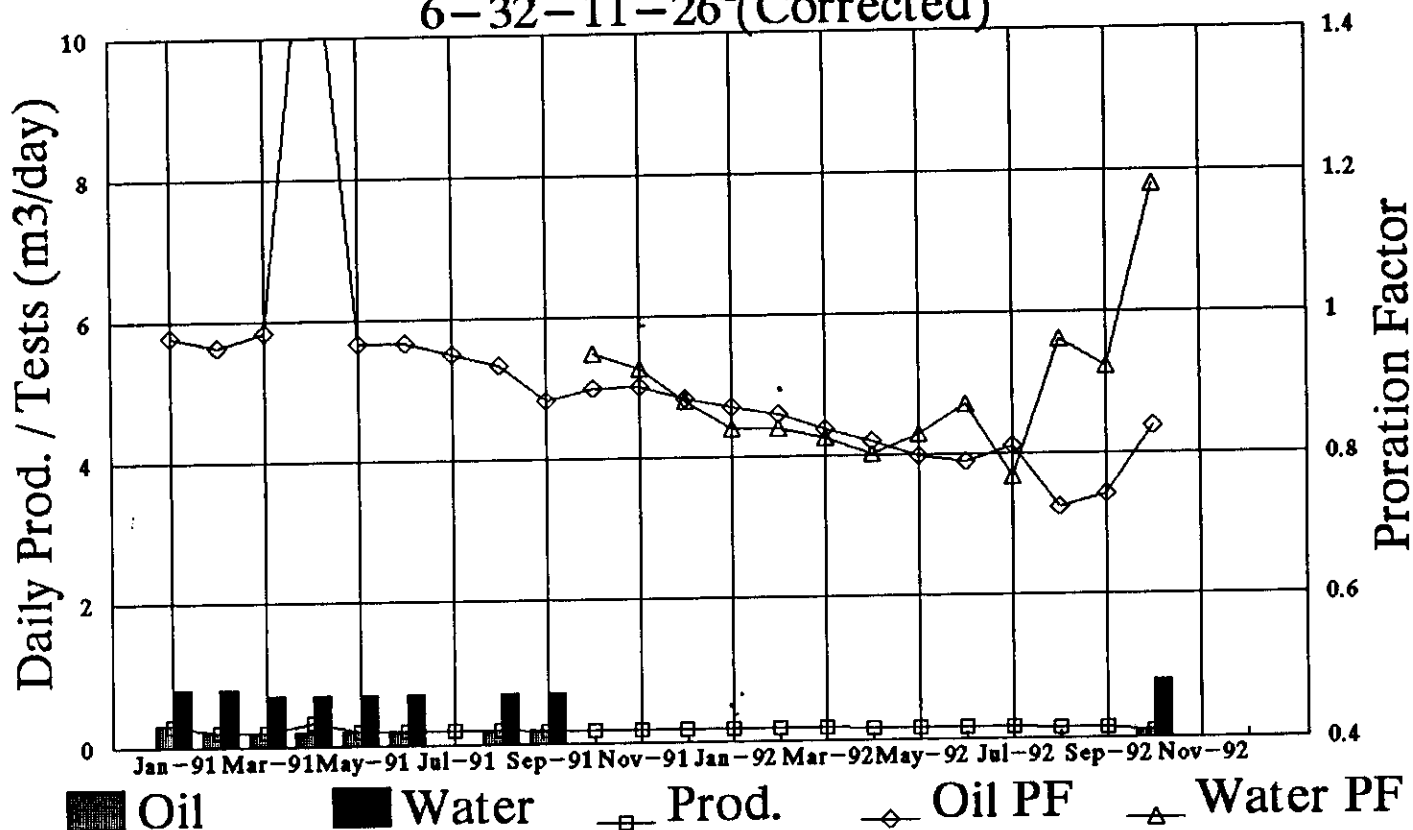


5-32-11-26 (As submitted)



NVSU #2 Testing/Profac Results

6-32-11-26 (Corrected)



6-32-11-26 (As submitted)

