



Canadian Natural

Feb 20, 2018

Petroleum Branch
360 -1395 Ellice Avenue
Winnipeg, Manitoba
R3G 3P2


Attn: Leo Leonen

Re: South Pierson Unit No. 1 2017 Waterflood Progress Report

Please find the attached 2017 Waterflood Progress Report for South Pierson Unit No.1.

If you have any questions or concerns, please contact the undersigned at (587) 955-0171.

Yours truly,



John Donohoe, P.Eng.
Exploitation Engineer
Canadian Natural Resources Ltd.

Canadian Natural Resources

Suite 2500, 855 – 2 Street SW Calgary, Alberta, Canada T2P 4J8 T 403.517.6700 F 403.517.7350 www.cnrl.com

South Pierson Unit No. 1 2017 Waterflood Progress Report

Section 1

a) Refer to attachments for production rate, injection rate, GOR and WORs for pool and patterns.

b) Refer to attachments for cumulative volumes of oil, gas, and water produced and injected fluids for the patterns and injected fluids.

c) Refer to attachments for wellhead injection pressures for each injection well.

d) There were no reservoir pressure surveys conducted to report for the 2017 calendar year within SPU #1.

e) Refer to attachments for South Pierson Unit # 1 well servicing summaries.

f) Refer to attachments for VRRs and Cum VRRs for the patterns and pool.

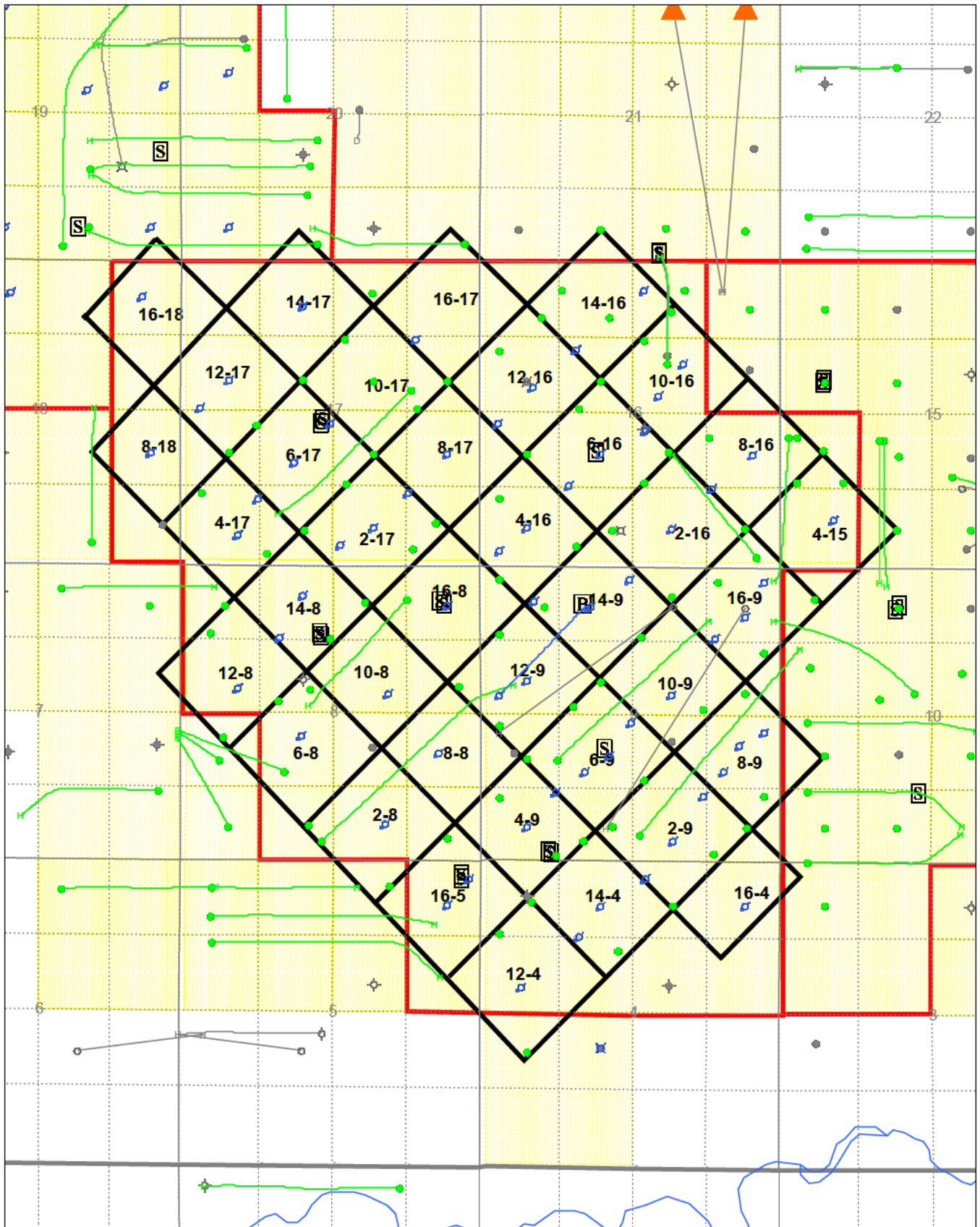
g) Produced water and source water is currently being filtered utilizing a bag-type filtration system prior to injection into Unit 1. The clean Tilston source water being used is compatible with Spearfish fluids and reservoir rock.

h) CNRL began utilizing a conventional bag-type system in 2015 which along with the higher quality Tilston source water has significantly improved the quality of the injection water. Injection rates have also improved in the Unit as the result of a number of clean outs and workovers on injection wells.

i) CNRL is continually trying to improve the injectivity into the Spearfish formation, and will continue to perform injector workovers in order to improve the injection rates in the Unit and to improve the effectiveness of the waterflood. In 2017 CNRL drilled 6 horizontal infill wells and converted 5 vertical producers to injection wells. CNRL also drilled a Lodgepole Disposal Well (Non unit zone) which disposes of fluid from SPU1 and SPU2. CNRL will continue to evaluate infill drilling opportunities within SPU 1 and plans to drill 6 HZ infill wells in 2018. There are also plans to convert 12 vertical producers to injection wells.

List of Appendices

1. Map of Unit 1 Patterns
2. Group Plot of Unit Production, Injection, Ratios and VRRs
3. Group Plot of Unit Cumulative Production, Injection
4. Tabular Data of Unit Production, Injection, Ratios and VRRs
5. List of Well Servicing Activity
6. Pattern Production, Injection, Ratios and VRRs
7. Pattern Cumulative Production, Injection
8. Tabular Data of Pattern Production, Injection, Ratios and VRRs
9. Injection Well Plots of Daily Rates and Pressures
10. Tabular Data of Injection Well Rates and Pressures



Datum: NAD27 Projection: Stereographic DLS Version AB: ATS 2.6, BC: PRB 2.0, SK: STS 2.5, MB: MLI07

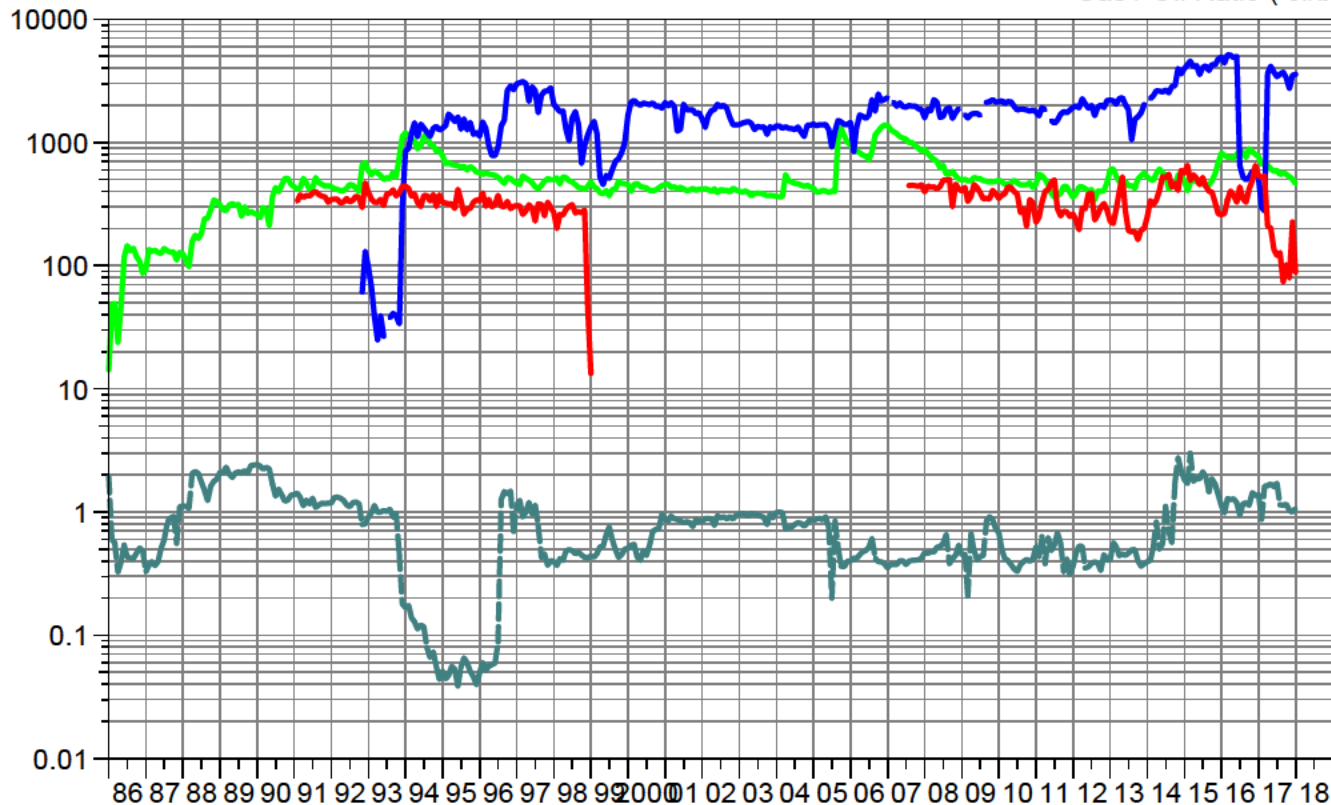


South Pierson Unit 1

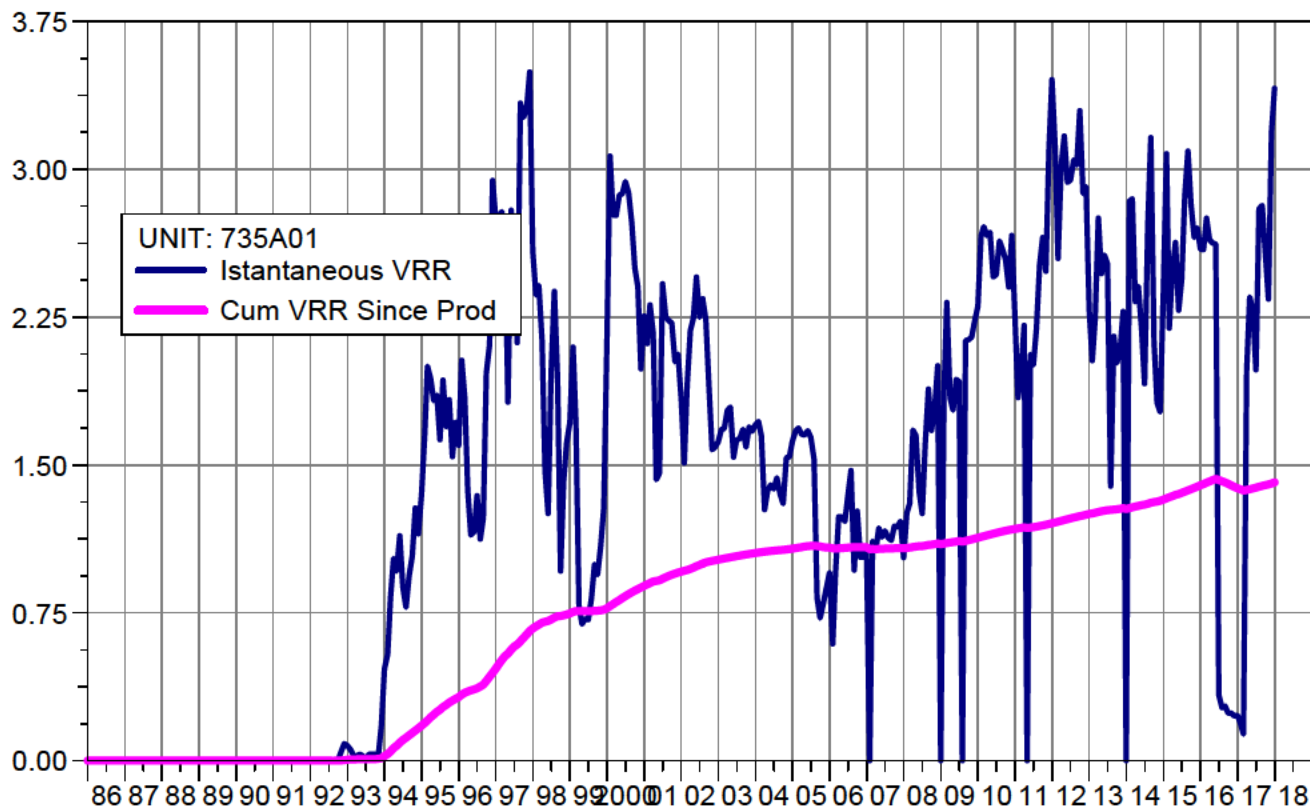
UNIT: 735A01

Cumulative Oil Prod : 5980.64 Mbbl

- Water / Oil Ratio (bbl/bbl)
- Oil Rate (CD) (bbl/d)
- Water Inj Rate (CD) (bbl/d)
- Gas / Oil Ratio (cf/bbl)



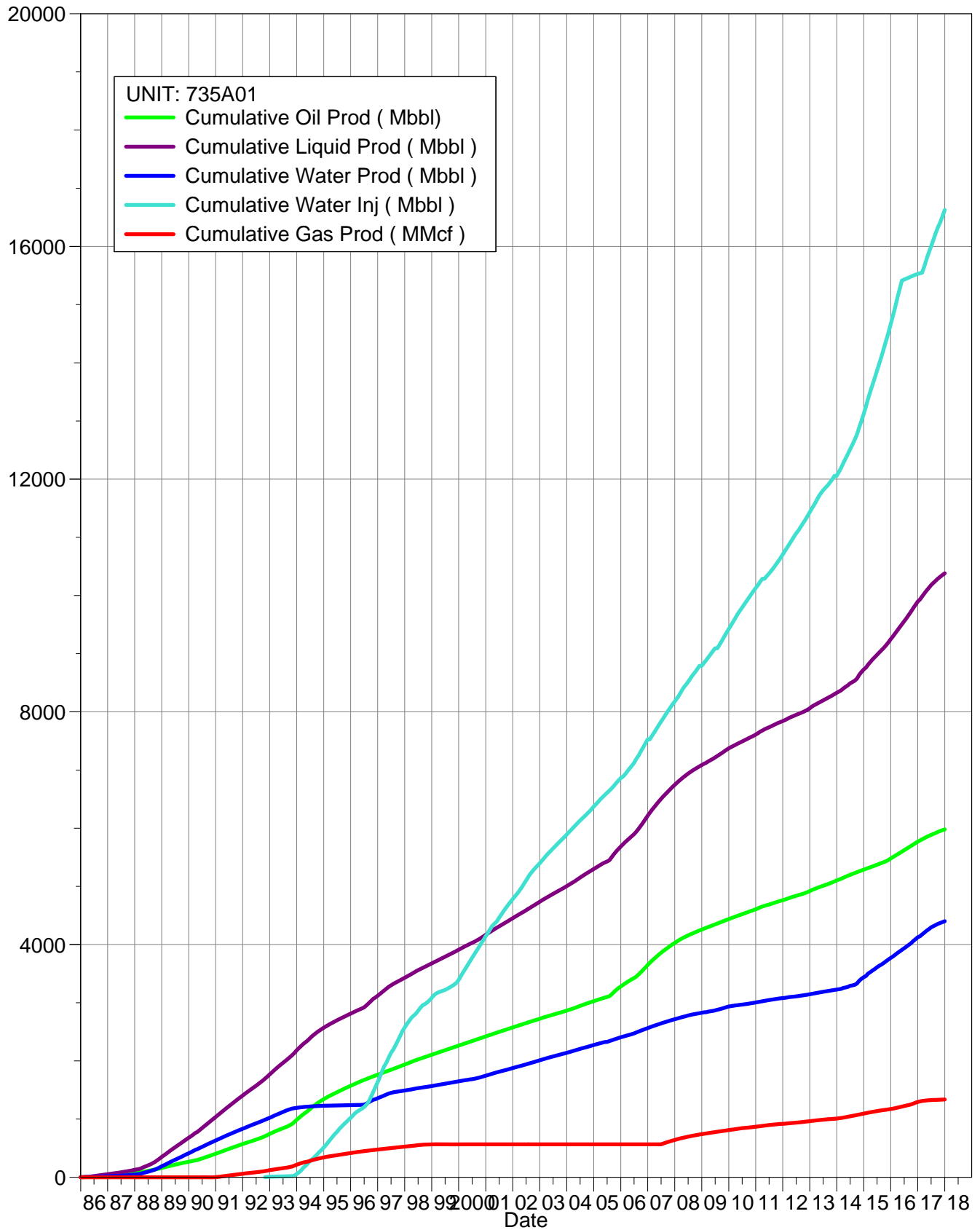
Date



Date

South Pierson Unit 1 Cumulative Production Plot

UNIT: 735A01



UNIT: 735A01													
South Pierson Unit # 1 Group Production and Injection													
@name()	Date	Oil Rate (CD) bbl/d	Monthly Oil Prod bbl	Water Rate (CD) bbl/d	Monthly Water Prod bbl	Gas Rate (CD) Mcf/d	Monthly Gas Prod Mcf	Water Inj Rate (CD) bbl/d	INJ WINJ bbl	Gas Oil Ratio cf/bbl	Water Oil Ratio bbl/bbl	Inst. VRR	Cum VRR Since Prod
UNIT: 735A01	17-Jan	671.83	20827	586.23	18173	348.02	10788.63	296.57	9193.75	518.02	1	0.187	1.377
UNIT: 735A01	17-Feb	662.05	18537	1075.2	30106	354.16	9916.36	278.07	7786.09	534.94	2	0.134	1.37
UNIT: 735A01	17-Mar	651.67	20202	1061.73	32914	135.88	4212.33	3637.79	112771.52	208.51	2	1.98	1.373
UNIT: 735A01	17-Apr	611.26	18338	1034.82	31045	123.42	3702.74	4145.16	124354.89	201.92	2	2.352	1.378
UNIT: 735A01	17-May	582.22	18049	932.95	28922	78.81	2443.07	3710	115009.87	135.36	2	2.282	1.382
UNIT: 735A01	17-Jun	593.48	17804	1015.55	30466	71.74	2152.08	3414.72	102441.58	120.87	2	1.983	1.384
UNIT: 735A01	17-Jul	546.32	16936	625.06	19377	69.64	2158.79	3570.08	110672.61	127.47	1	2.8	1.389
UNIT: 735A01	17-Aug	567.88	17604	642.99	19933	41.64	1290.75	3715.04	115166.11	73.32	1	2.817	1.394
UNIT: 735A01	17-Sep	551.76	16553	637.91	19137	56.1	1683.1	3342.37	100271.09	101.68	1	2.582	1.398
UNIT: 735A01	17-Oct	525.34	16286	541.85	16797	41.6	1289.69	2732.63	84711.62	79.19	1	2.342	1.401
UNIT: 735A01	17-Nov	502.92	15088	499.9	14997	113.21	3396.21	3497.98	104939.32	225.1	1	3.185	1.406
UNIT: 735A01	17-Dec	462.82	14347	494.3	15323	41.1	1274.15	3563.72	110475.36	88.81	1	3.41	1.412
-----			----		-----		-----		-----				
		210570		277190		44307.89		1097793.79		Sum			

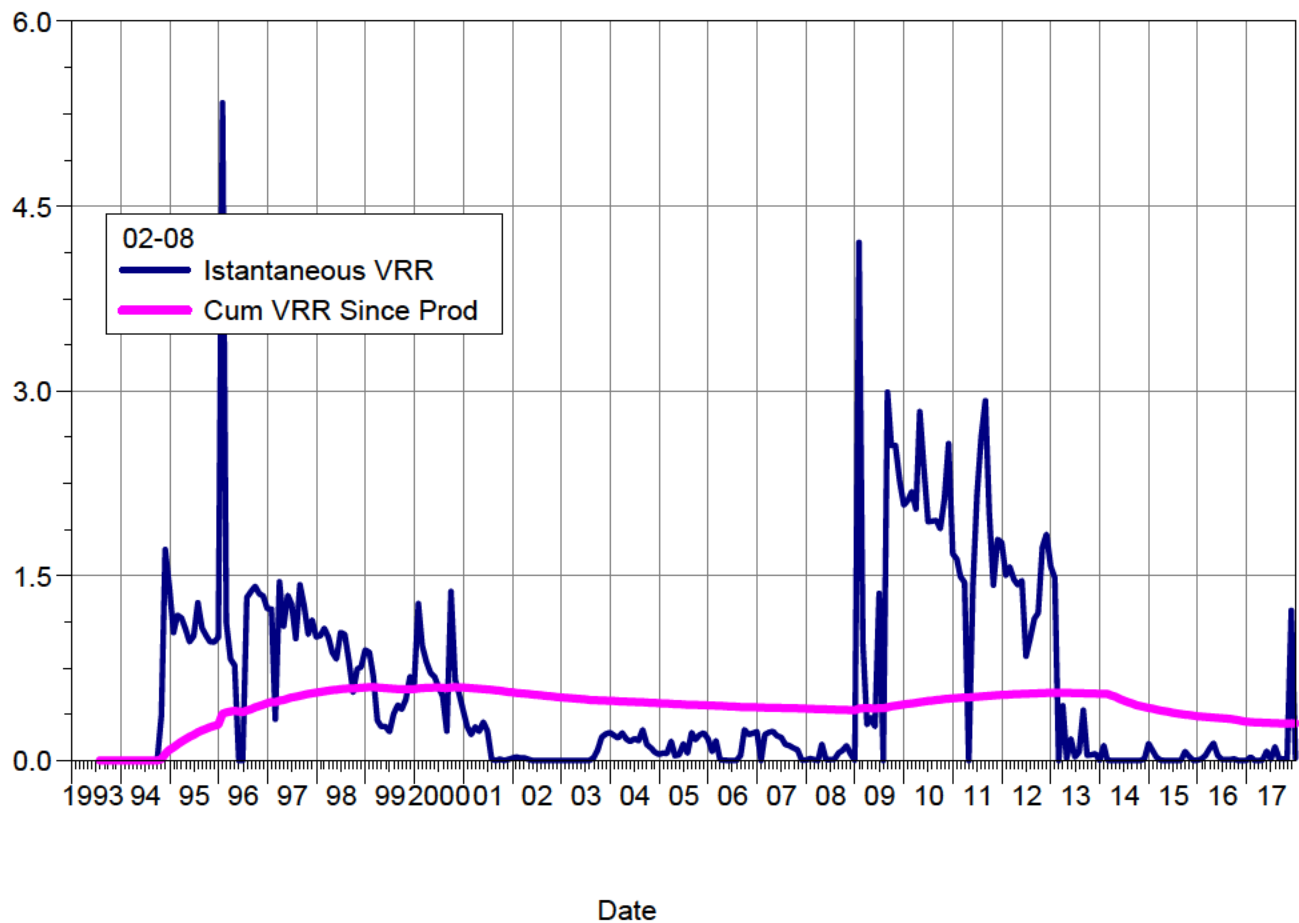
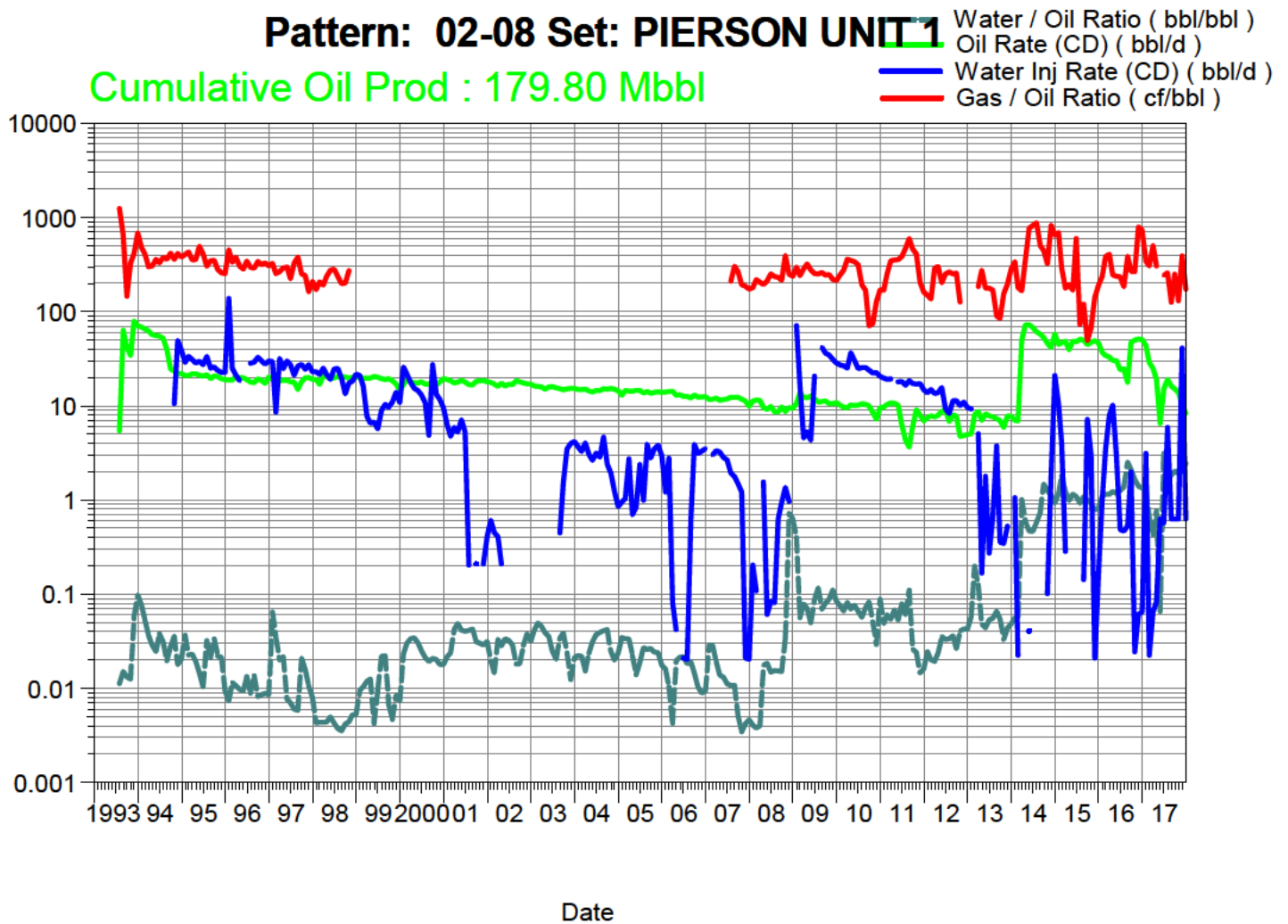
UWI	Unit	Job Type	Total Fld Est (Cost) (\$)	Job Start Date	Job End Date
100/12-08-002-29W1/00	SPU1	Stimulation	8,424.75	1/28/2017	1/28/2017
1B0/02-17-002-29W1/00	SPU1	Stimulation	8,884.80	2/4/2017	2/4/2017
102/05-09-002-29W1/00	SPU1	Stimulation	25,439.74	2/17/2017	2/21/2017
1D0/04-17-002-29W1/00	SPU1	Stimulation	9,723.35	2/22/2017	2/22/2017
100/14-08-002-29W1/00	SPU1	Stimulation	9,668.35	2/23/2017	2/24/2017
1B0/14-08-002-29W1/00	SPU1	Stimulation	8,118.65	2/25/2017	2/25/2017
1D0/06-17-002-29W1/00	SPU1	Stimulation	8,324.75	2/26/2017	2/26/2017
1B0/16-17-002-29W1/00	SPU1	Stimulation	8,701.45	2/27/2017	2/27/2017
100/13-08-002-29W1/00	SPU1	Stimulation	7,472.60	3/5/2017	3/5/2017
102/13-08-002-29W1/00	SPU1	Stimulation	20,016.15	3/5/2017	3/6/2017
1B0/01-09-002-29W1/00	SPU1	Stimulation	8,117.45	3/5/2017	3/5/2017
100/01-09-002-29W1/00	SPU1	Stimulation	11,478.50	3/6/2017	3/9/2017
1B0/15-17-002-29W1/00	SPU1	Tubing Repair	26,601.99	3/9/2017	3/11/2017
1C0/13-09-002-29W1/00	SPU1	Stimulation	9,734.77	3/11/2017	3/11/2017
102/11-08-002-29W1/00	SPU1	Stimulation	8,465.25	3/13/2017	3/13/2017
102/08-16-002-29W1/00	SPU1	Stimulation	9,037.30	3/14/2017	3/14/2017
1C0/12-16-002-29W1/00	SPU1	Stimulation	28,418.69	3/14/2017	3/16/2017
102/03-08-002-29W1/00	SPU1	Parted Rods	12,689.81	3/16/2017	3/17/2017
1C0/04-17-002-29W1/00	SPU1	Tubing Repair	25,515.89	3/21/2017	3/22/2017
102/13-08-002-29W1/00	SPU1	Wax Removal	9,293.26	3/23/2017	3/23/2017
102/03-08-002-29W1/00	SPU1	Parted Rods	15,403.62	3/31/2017	3/31/2017
102/01-08-002-29W1/00	SPU1	Pump Repair	6,531.90	4/4/2017	4/4/2017
102/01-16-002-29W1/00	SPU1	Tubing Repair	19,820.29	5/10/2017	5/11/2017
102/08-16-002-29W1/00	SPU1	Pump Repair	10,854.60	5/11/2017	5/12/2017
102/15-16-002-29W1/00	SPU1	Pump Repair	11,326.74	5/15/2017	5/15/2017
1B0/09-17-002-29W1/00	SPU1	Tubing Repair	21,534.67	5/16/2017	5/17/2017
104/05-15-002-29W1/00	SPU1	Tubing Repair	31,310.45	5/17/2017	5/18/2017
100/15-17-002-29W1/00	SPU1	Tubing Repair	24,440.72	5/18/2017	5/19/2017
102/03-08-002-29W1/00	SPU1	Scale Removal	57,686.21	5/26/2017	5/31/2017
100/15-16-002-29W1/00	SPU1	Stimulation	39,528.07	6/1/2017	6/5/2017
100/01-18-002-29W1/00	SPU1	Pump Repair	10,479.42	6/15/2017	6/15/2017
100/09-09-002-29W1/00	SPU1	Tubing Repair	29,926.18	6/21/2017	6/23/2017
104/05-15-002-29W1/00	SPU1	Pump Repair	3,479.50	6/26/2017	6/26/2017
102/02-08-002-29W1/00	SPU1	Polished Rod Repair	7,439.00	6/27/2017	6/27/2017
100/05-16-002-29W1/00	SPU1	Pump Repair	11,572.38	6/28/2017	6/29/2017
103/02-09-002-29W1/00	SPU1	Liner Reconfiguration	271,390.75	7/10/2017	8/2/2017
102/13-09-002-29W1/00	SPU1	Tubing Repair	28,597.52	7/10/2017	7/12/2017
103/15-09-002-29W1/00	SPU1	Polished Rod Repair	6,684.50	7/20/2017	7/20/2017
1C0/04-09-002-29W1/00	SPU1	Polished Rod Repair	4,733.80	8/18/2017	8/18/2017
100/07-09-002-29W1/00	SPU1	Conversion	160,712.96	8/21/2017	9/5/2017
103/06-08-002-29W1/00	SPU1	Parted Rods	11,319.54	8/28/2017	8/28/2017
1B0/07-09-002-29W1/00	SPU1	Conversion	92,557.64	8/31/2017	9/11/2017
103/02-09-002-29W1/00	SPU1	Polished Rod Repair	5,435.91	9/12/2017	9/12/2017
100/11-17-002-29W1/00	SPU1	Tubing Repair	31,511.67	9/13/2017	9/18/2017
102/02-08-002-29W1/00	SPU1	Polished Rod Repair	4,658.73	9/13/2017	9/13/2017
100/03-09-002-29W1/00	SPU1	Tubing Repair	26,168.64	9/29/2017	9/30/2017
1C0/13-09-002-29W1/00	SPU1	Pump Repair	12,576.97	10/2/2017	10/3/2017
102/09-09-002-29W1/00	SPU1	Conversion	81,631.43	10/3/2017	10/6/2017
1A0/10-09-002-29W1/00	SPU1	Conversion	78,346.14	10/3/2017	10/10/2017
104/16-09-002-29W1/00	SPU1	Pump Repair	10,447.09	10/3/2017	10/4/2017
100/11-17-002-29W1/00	SPU1	Pump Repair	7,781.28	10/10/2017	10/10/2017
1C0/04-17-002-29W1/00	SPU1	Tubing Repair	22,396.86	10/11/2017	10/12/2017
100/09-09-002-29W1/00	SPU1	Conversion	84,710.60	10/13/2017	10/17/2017
100/12-09-002-29W1/00	SPU1	ESP Repair	163,048.82	10/19/2017	10/30/2017
104/05-15-002-29W1/00	SPU1	Tubing Repair	34,152.15	11/14/2017	11/16/2017
100/03-09-002-29W1/00	SPU1	Pump Repair	12,402.24	11/15/2017	11/16/2017
1C0/13-09-002-29W1/00	SPU1	Tubing Repair	21,672.59	11/16/2017	11/20/2017

[illegible]

South Pierson Unit 1

Pattern: 02-08 Set: PIERSON UNIT 1

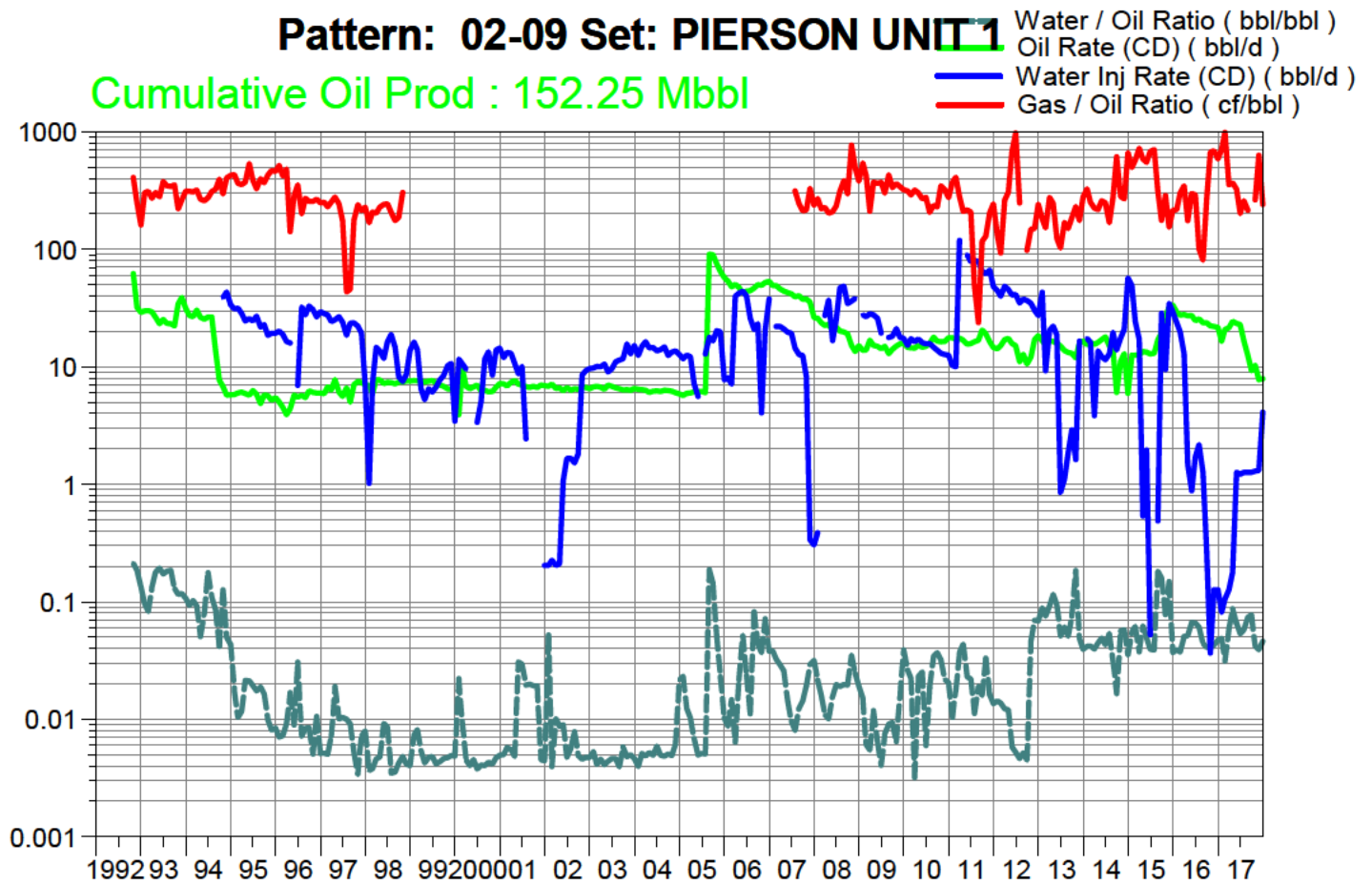
Cumulative Oil Prod : 179.80 Mbbl



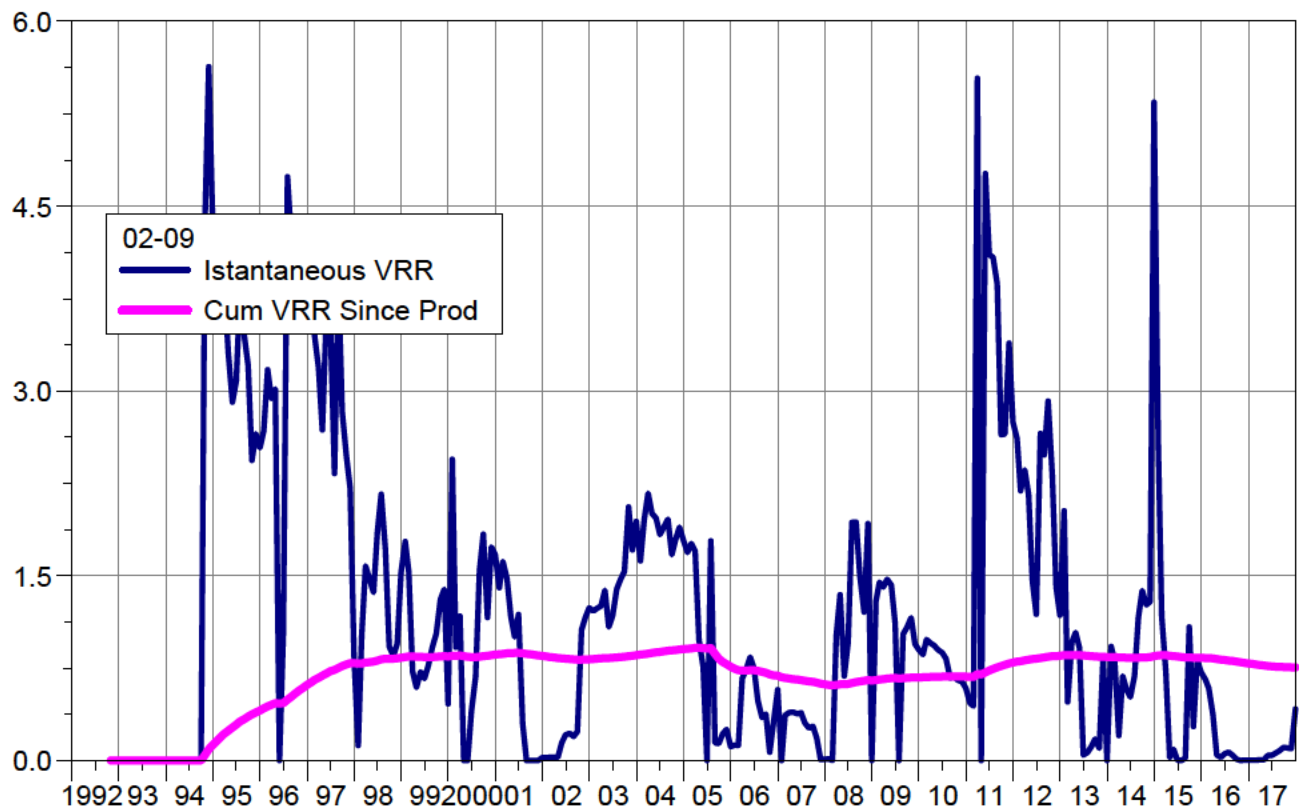
South Pierson Unit 1

Pattern: 02-09 Set: PIERSON UNIT 1

Cumulative Oil Prod : 152.25 Mbbl



Date



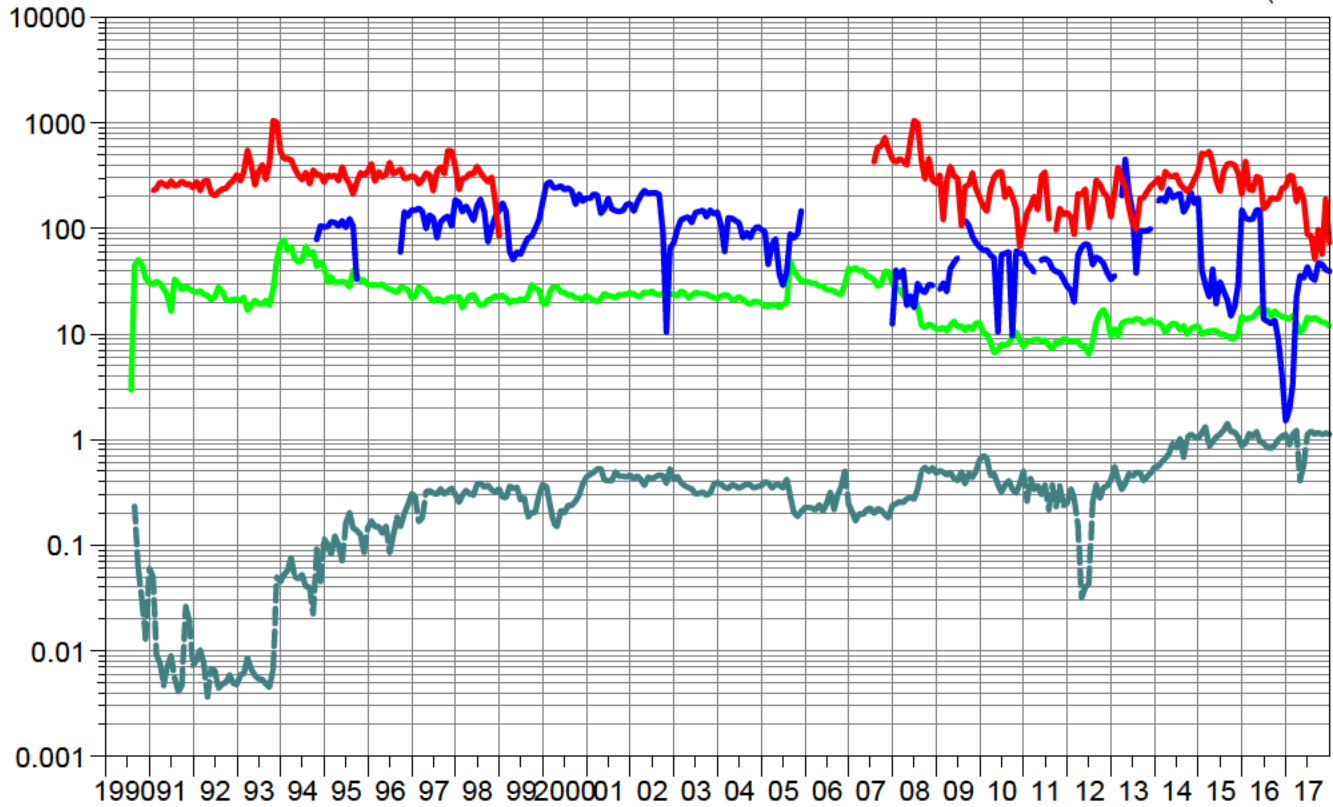
Date

South Pierson Unit 1

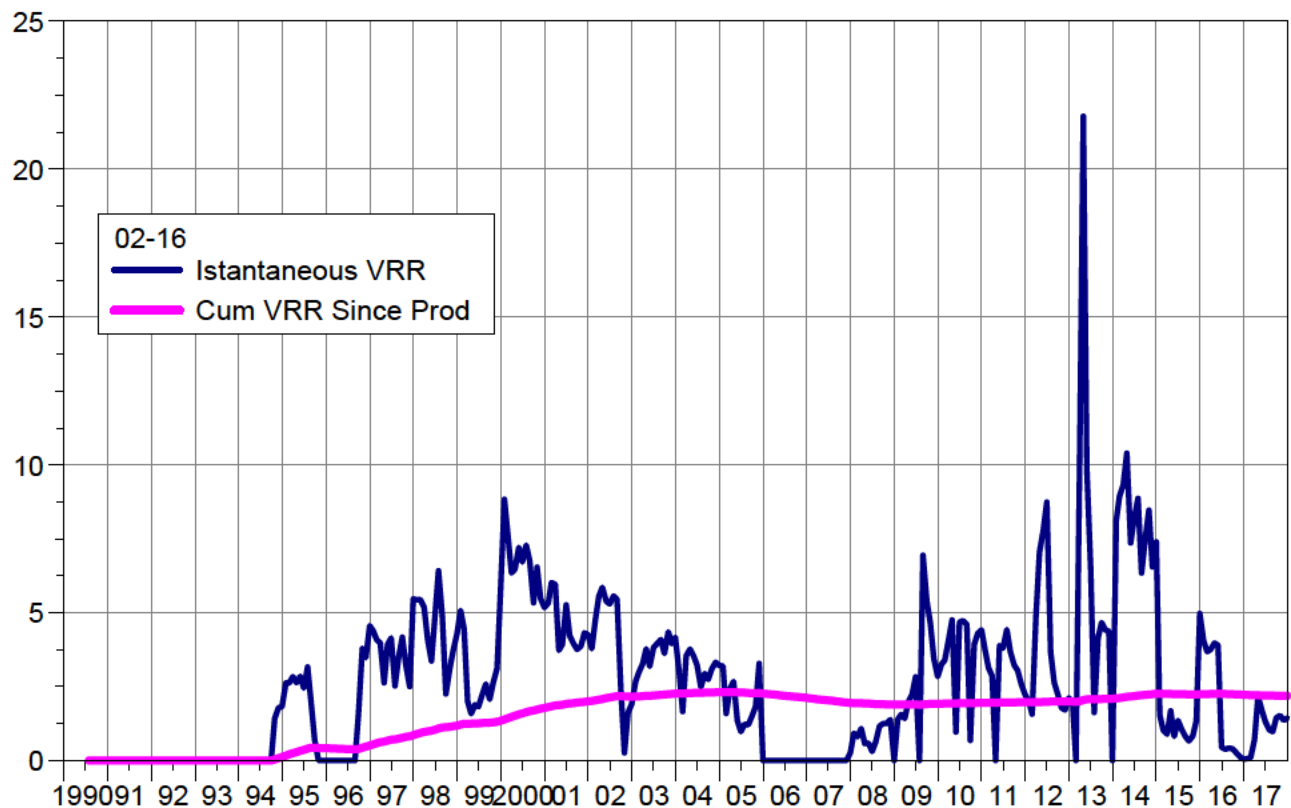
Pattern: 02-16 Set: PIERSON UNIT 1

Cumulative Oil Prod : 220.25 Mbbl

Water / Oil Ratio (bbl/bbl)
Oil Rate (CD) (bbl/d)
Water Inj Rate (CD) (bbl/d)
Gas / Oil Ratio (cf/bbl)



Date

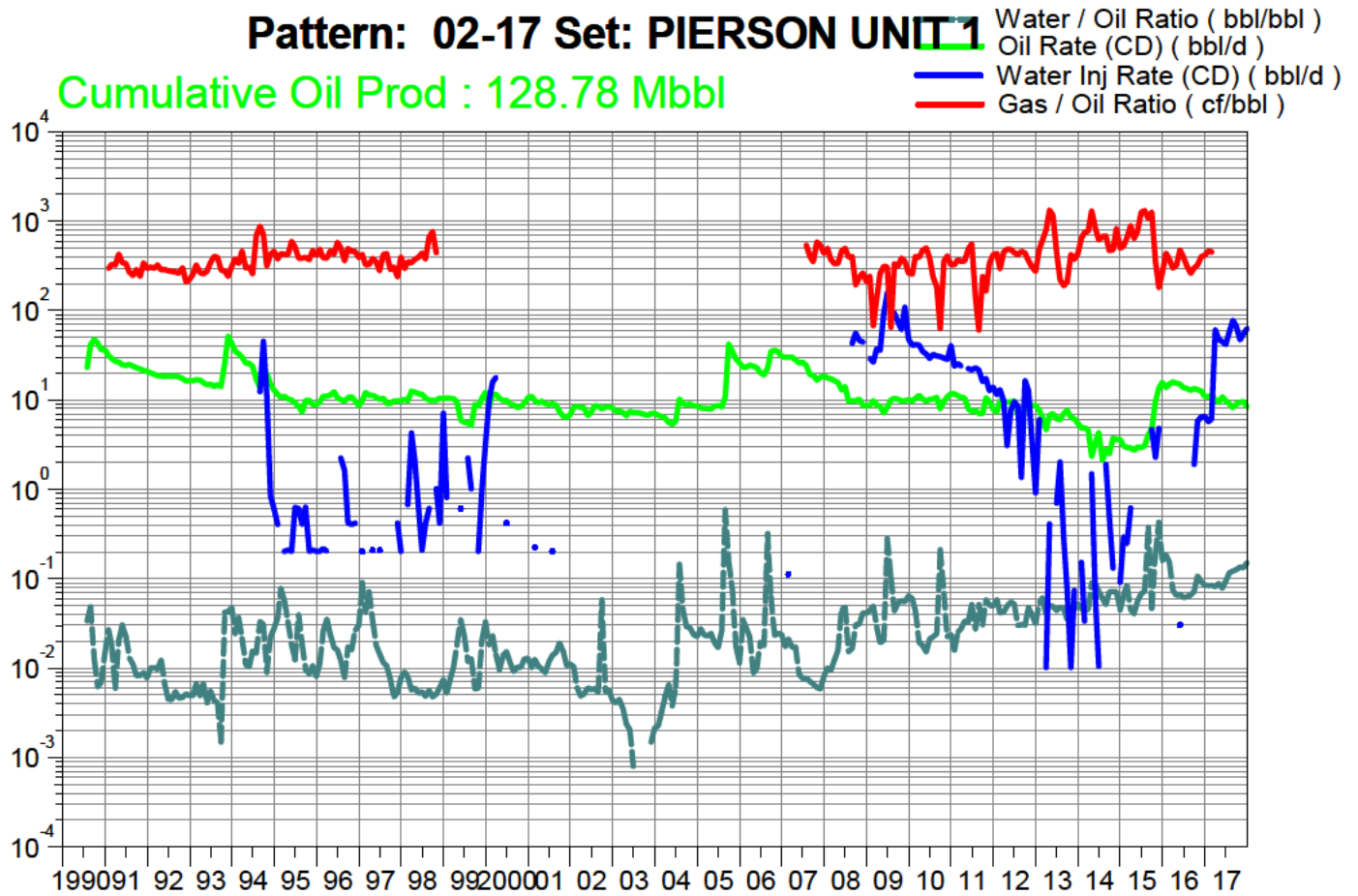


Date

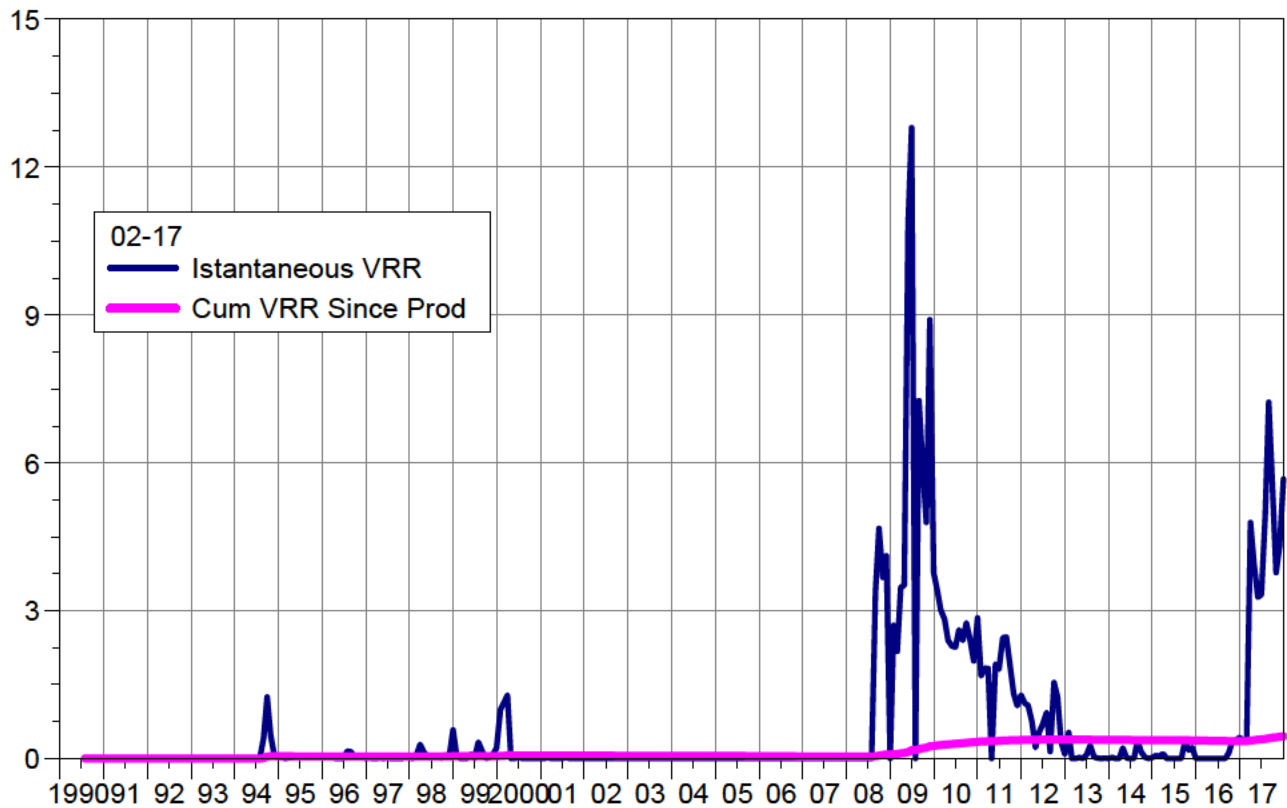
South Pierson Unit 1

Pattern: 02-17 Set: PIERSON UNIT 1

Cumulative Oil Prod : 128.78 Mbbl



Date

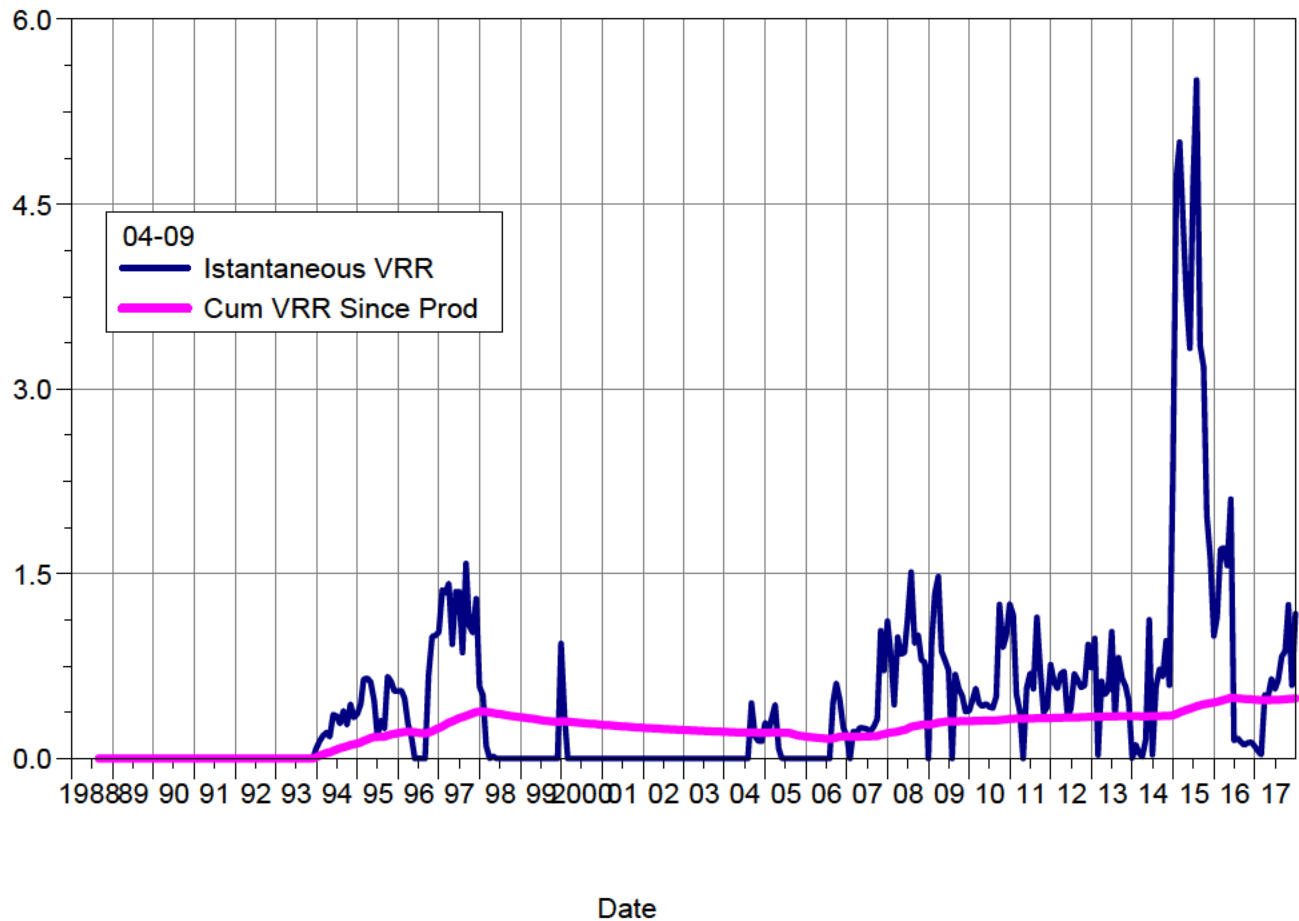
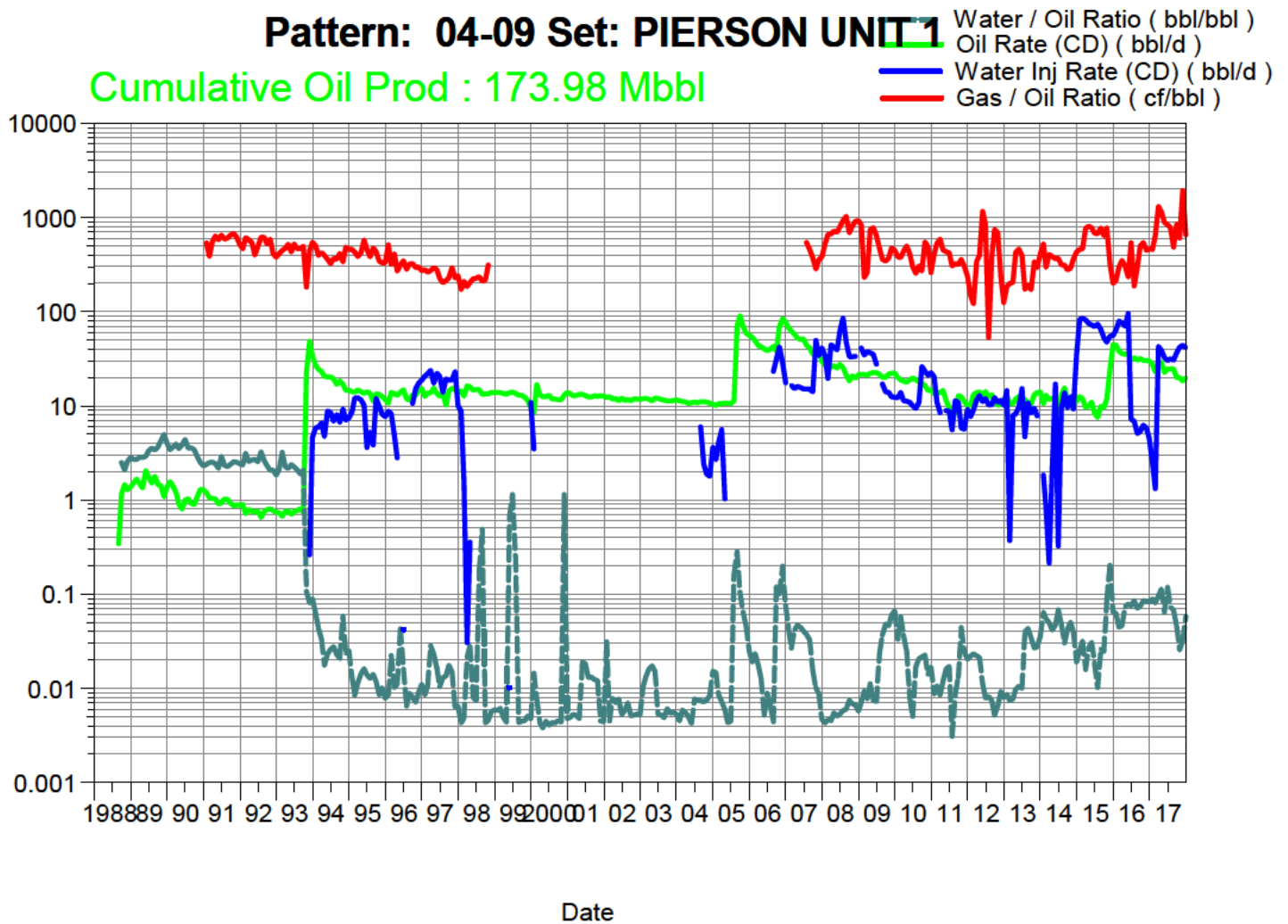


Date

South Pierson Unit 1

Pattern: 04-09 Set: PIERSON UNIT 1

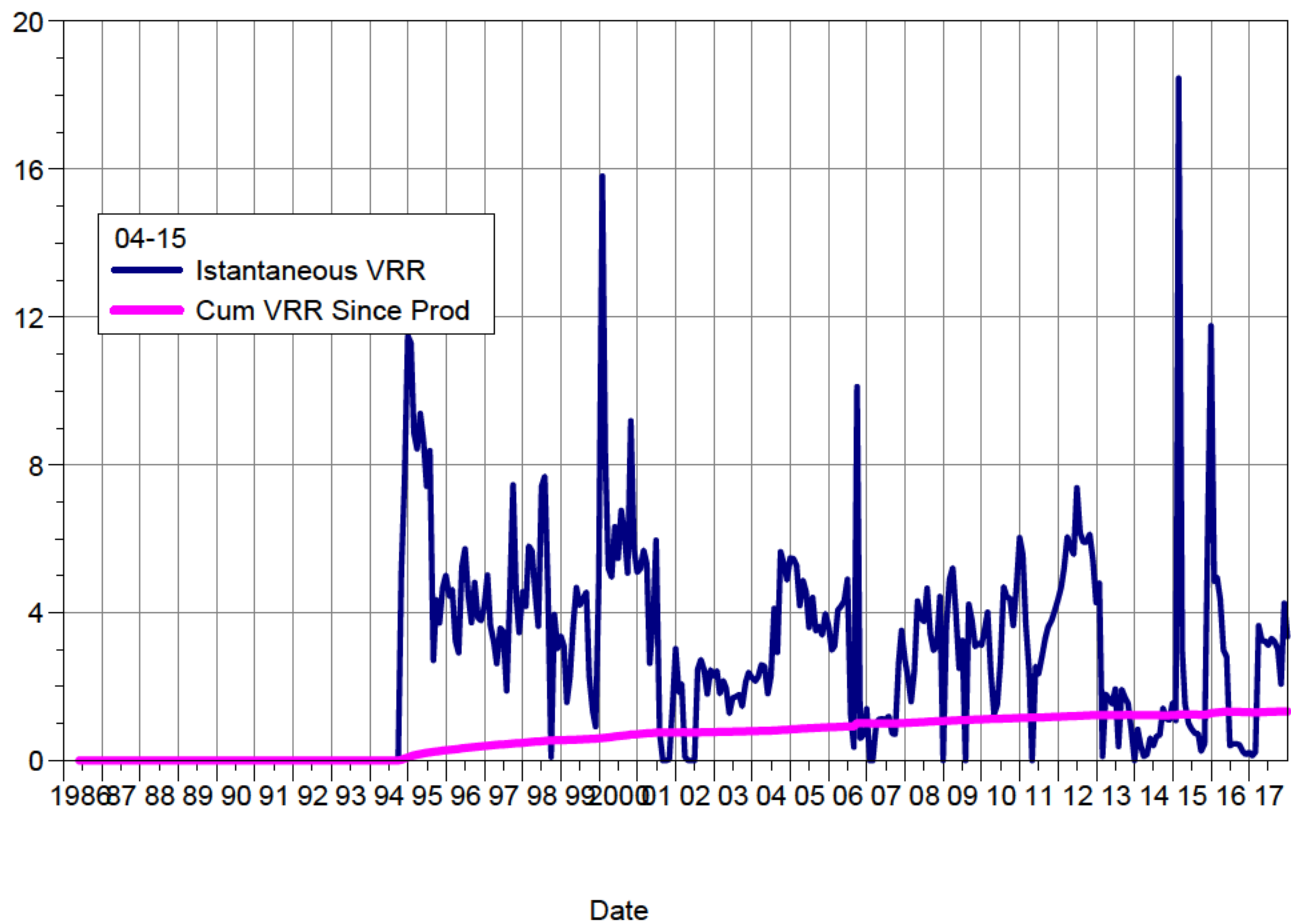
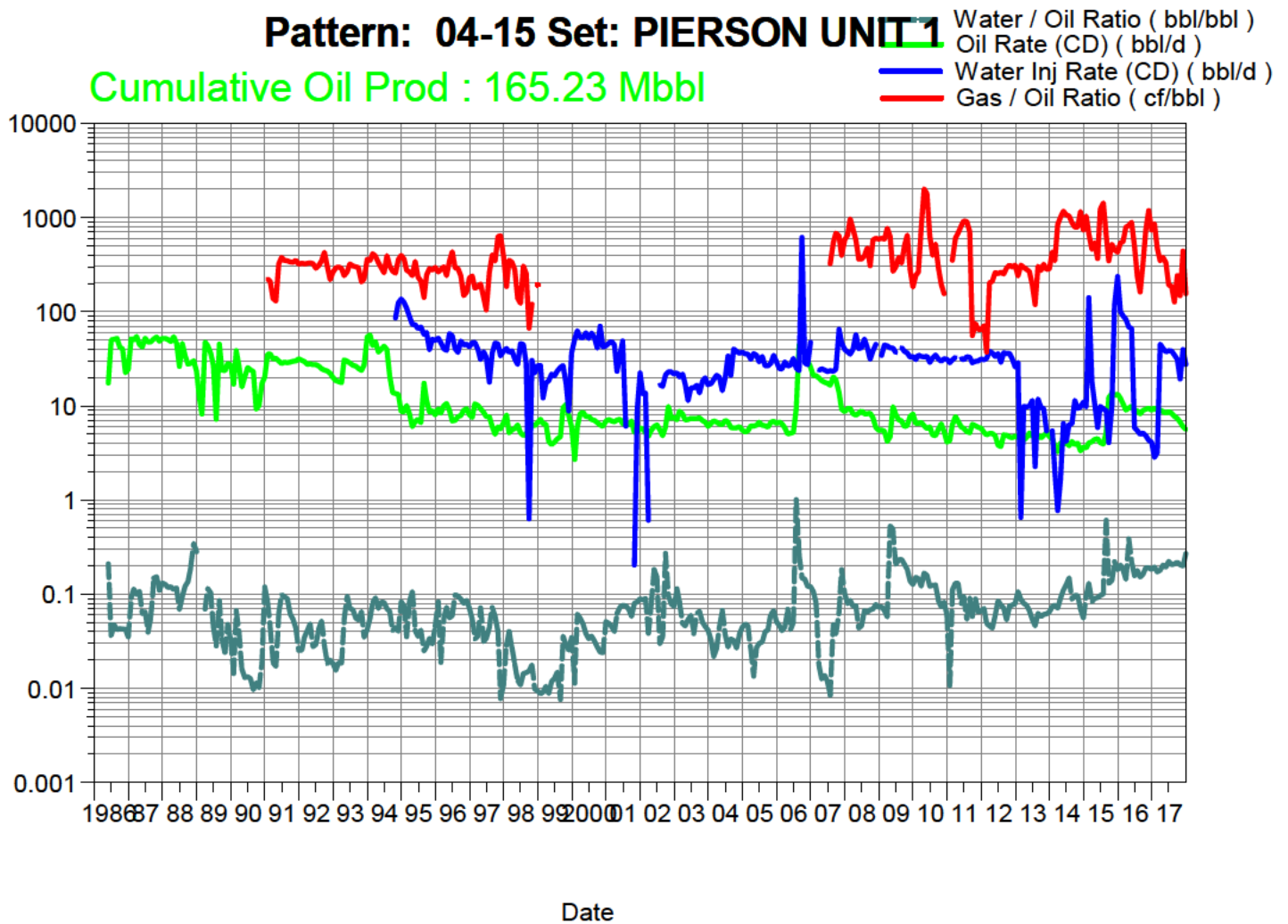
Cumulative Oil Prod : 173.98 Mbbl



South Pierson Unit 1

Pattern: 04-15 Set: PIERSON UNIT 1

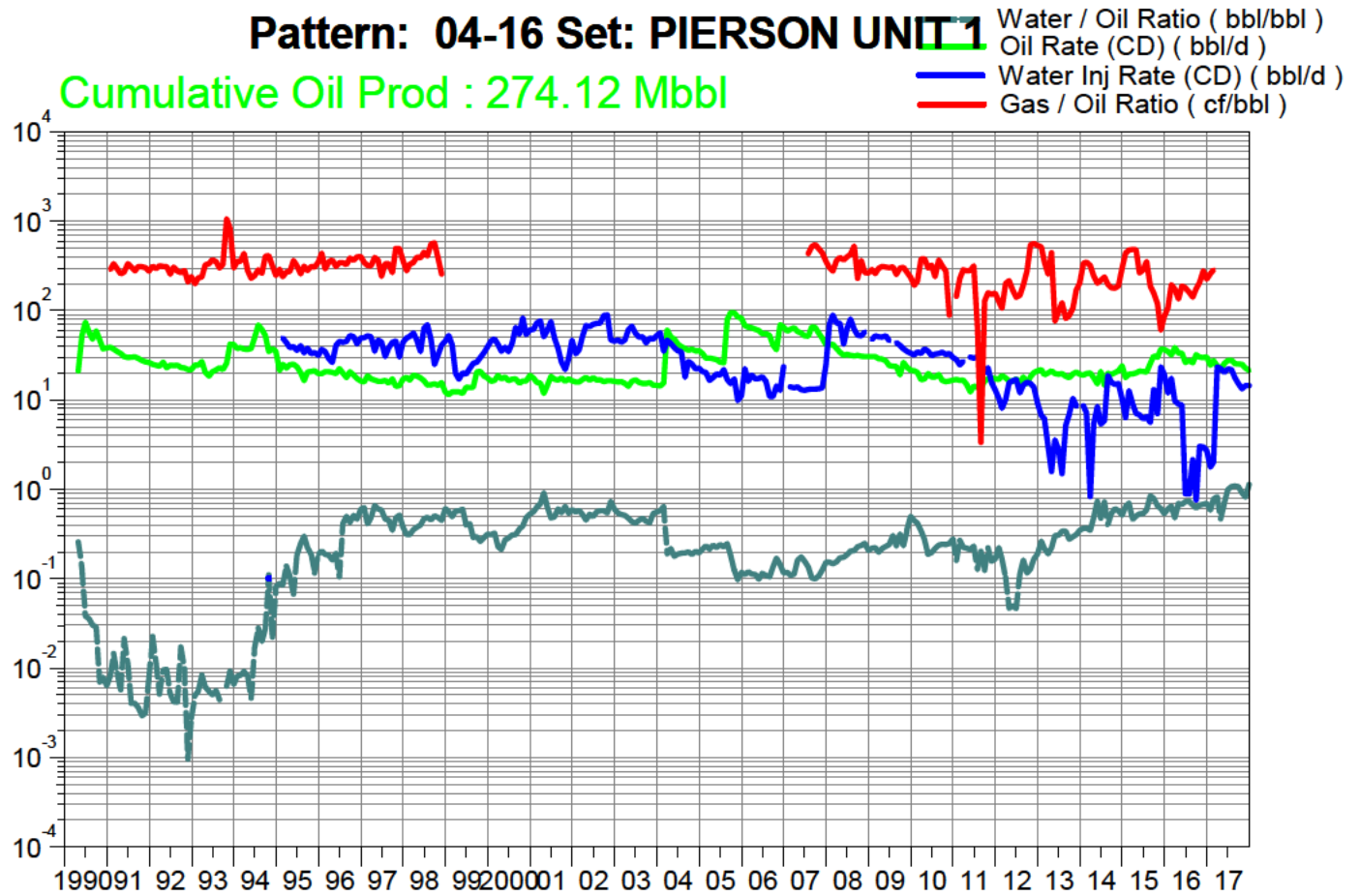
Cumulative Oil Prod : 165.23 Mbbbl



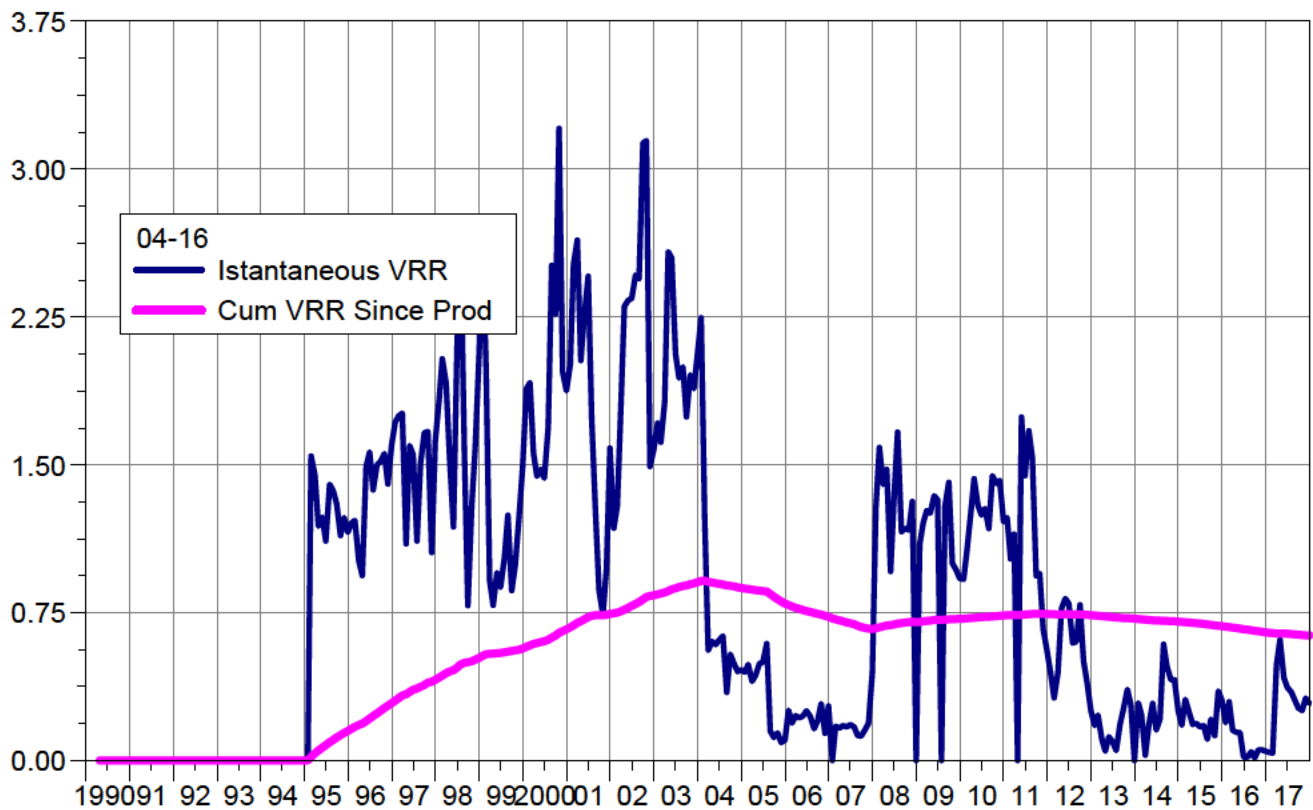
South Pierson Unit 1

Pattern: 04-16 Set: PIERSON UNIT 1

Cumulative Oil Prod : 274.12 Mbbl



Date



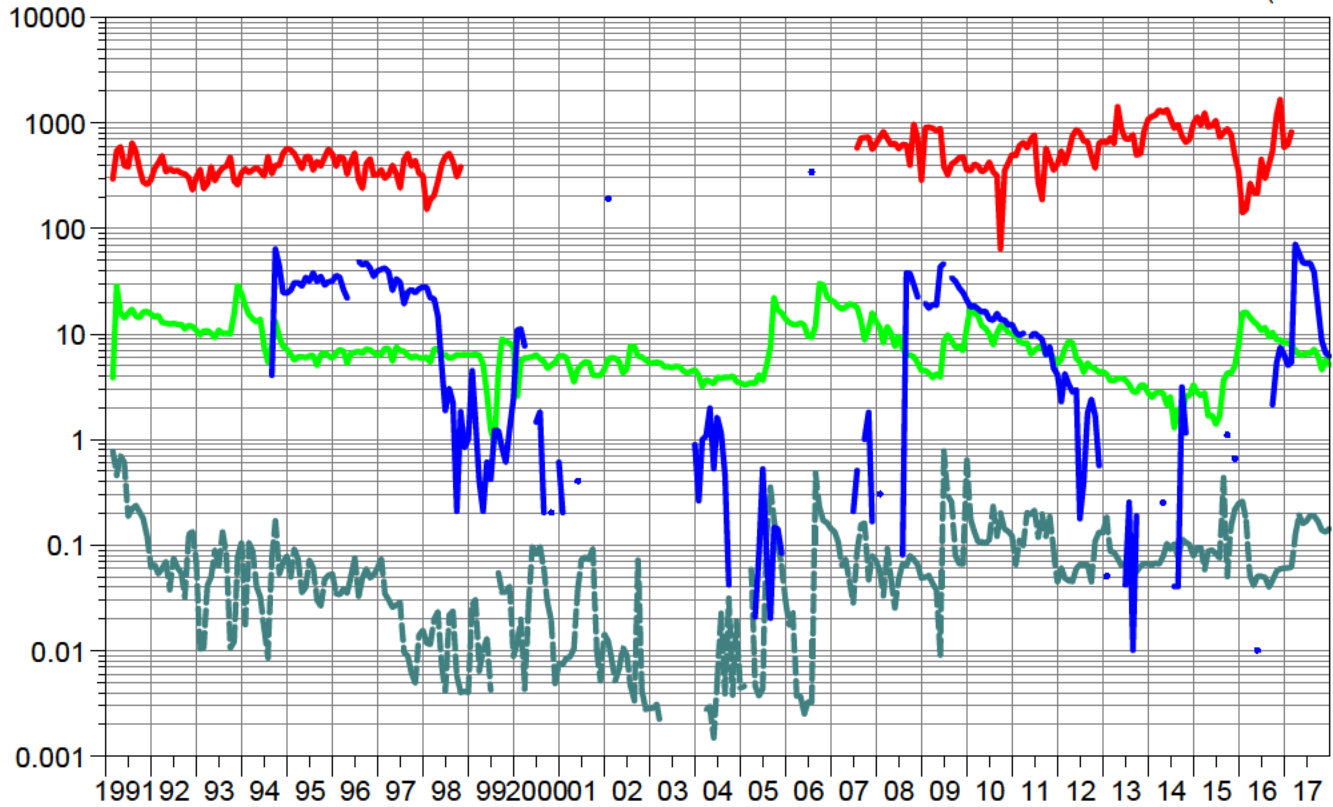
Date

South Pierson Unit 1

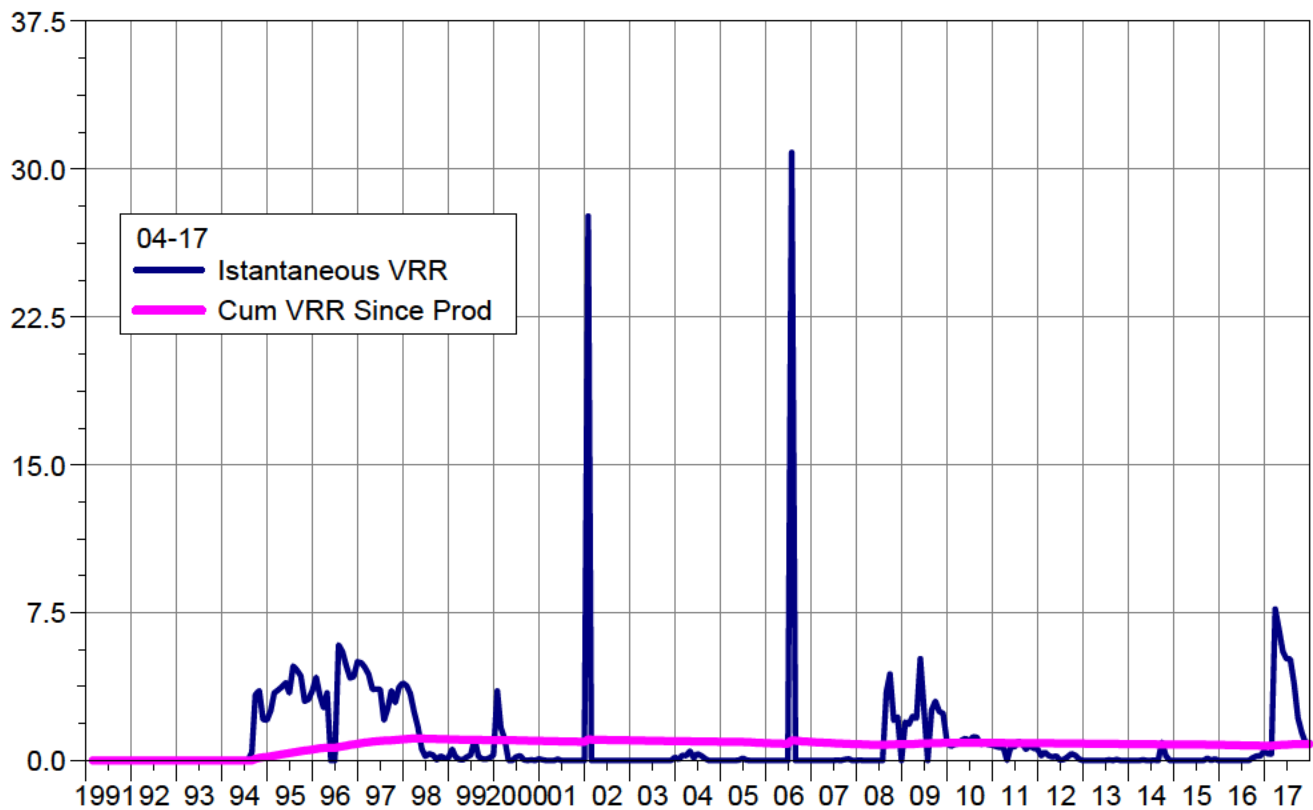
Pattern: 04-17 Set: PIERSON UNIT 1

Cumulative Oil Prod : 78.31 Mbbbl

Water / Oil Ratio (bbl/bbl)
Oil Rate (CD) (bbl/d)
Water Inj Rate (CD) (bbl/d)
Gas / Oil Ratio (cf/bbl)



Date

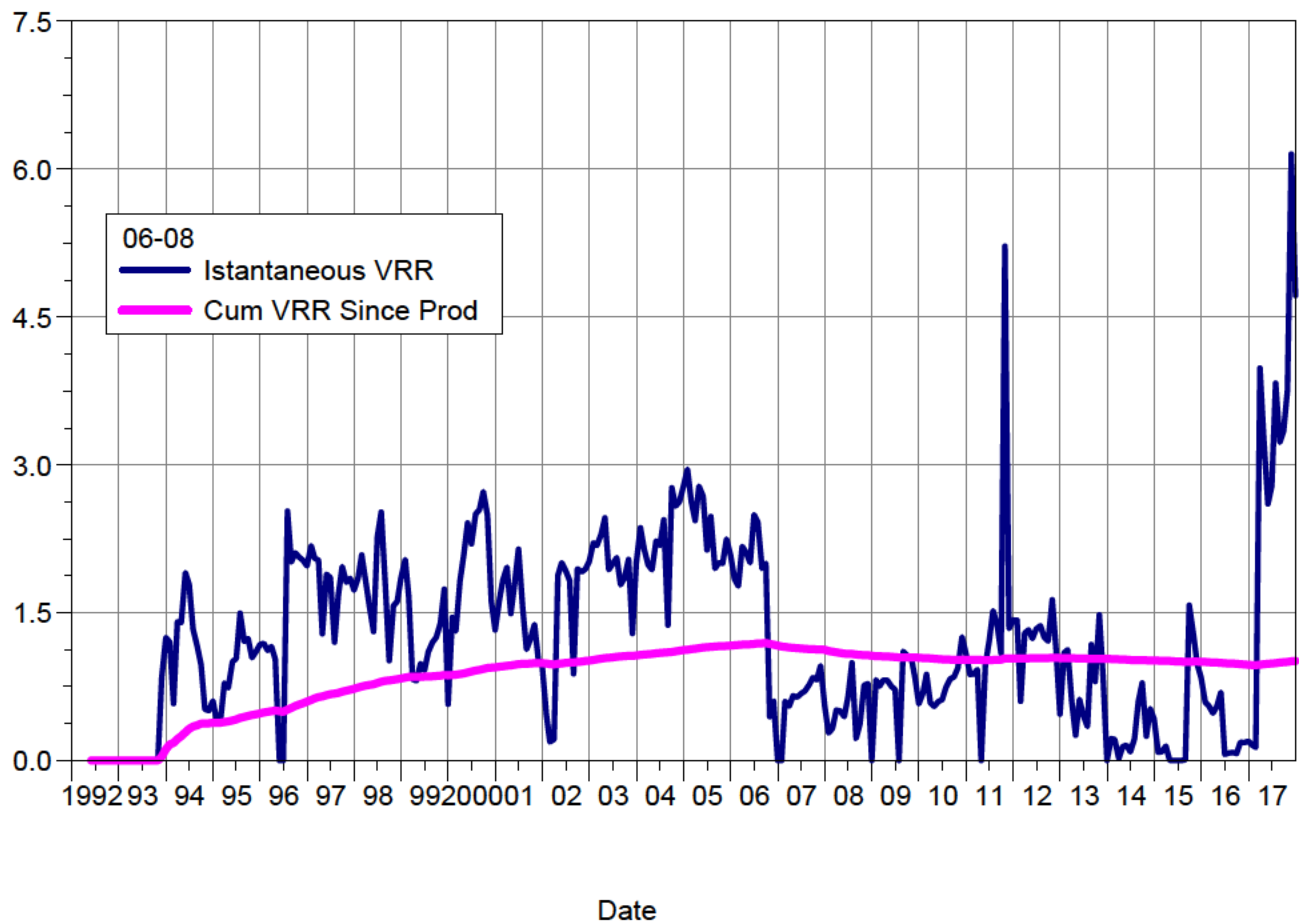
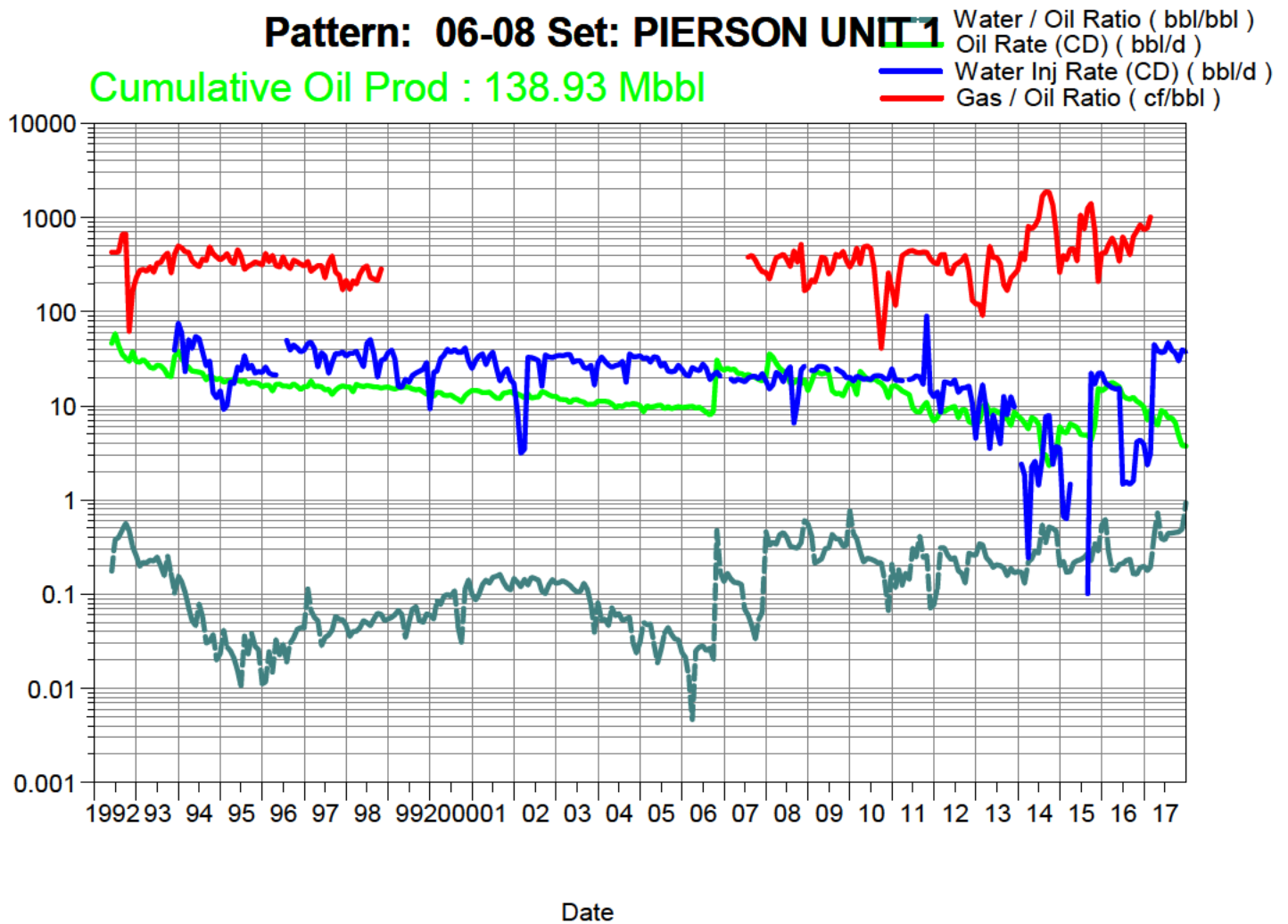


Date

South Pierson Unit 1

Pattern: 06-08 Set: PIERSON UNIT 1

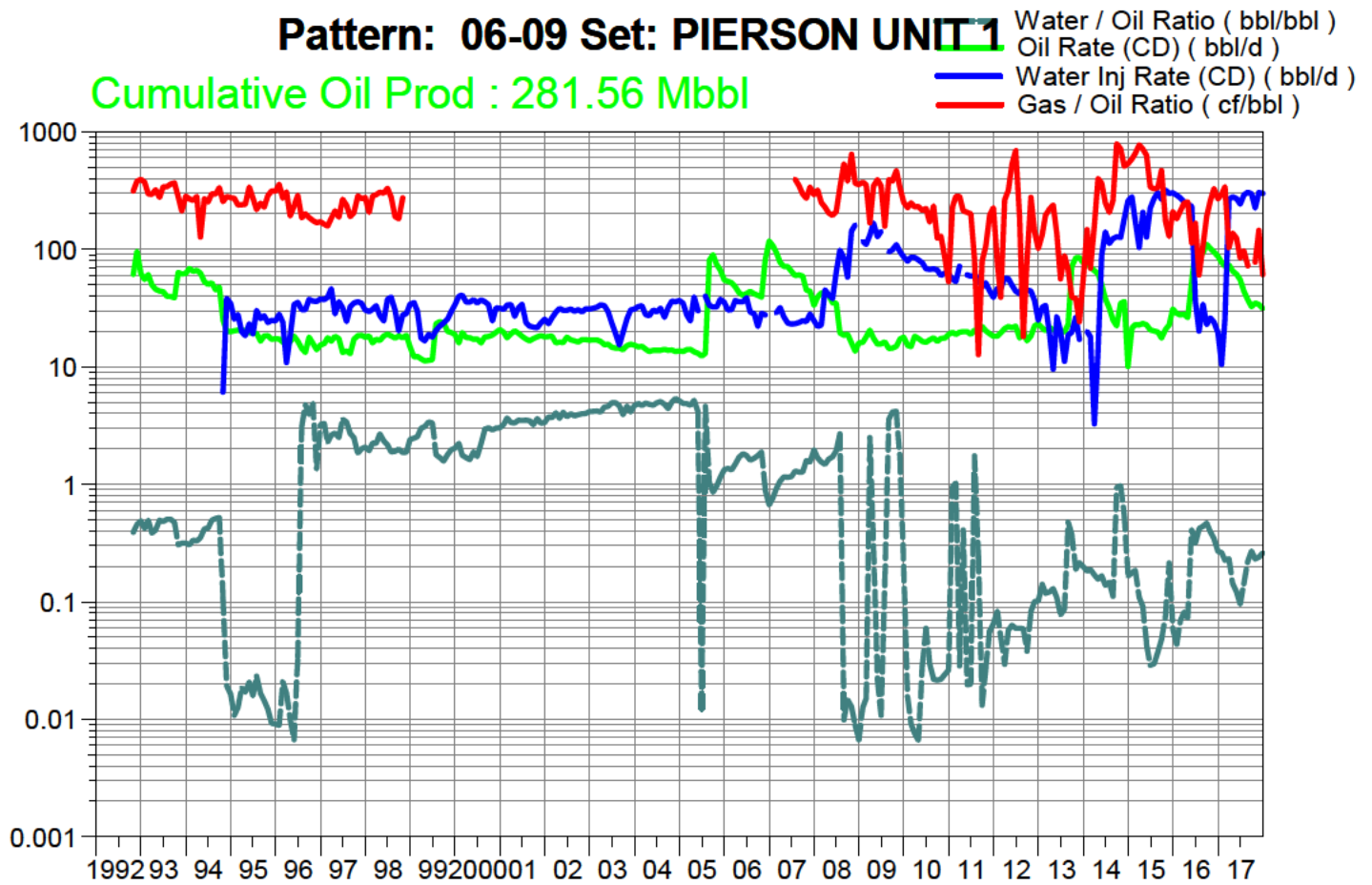
Cumulative Oil Prod : 138.93 Mbbl



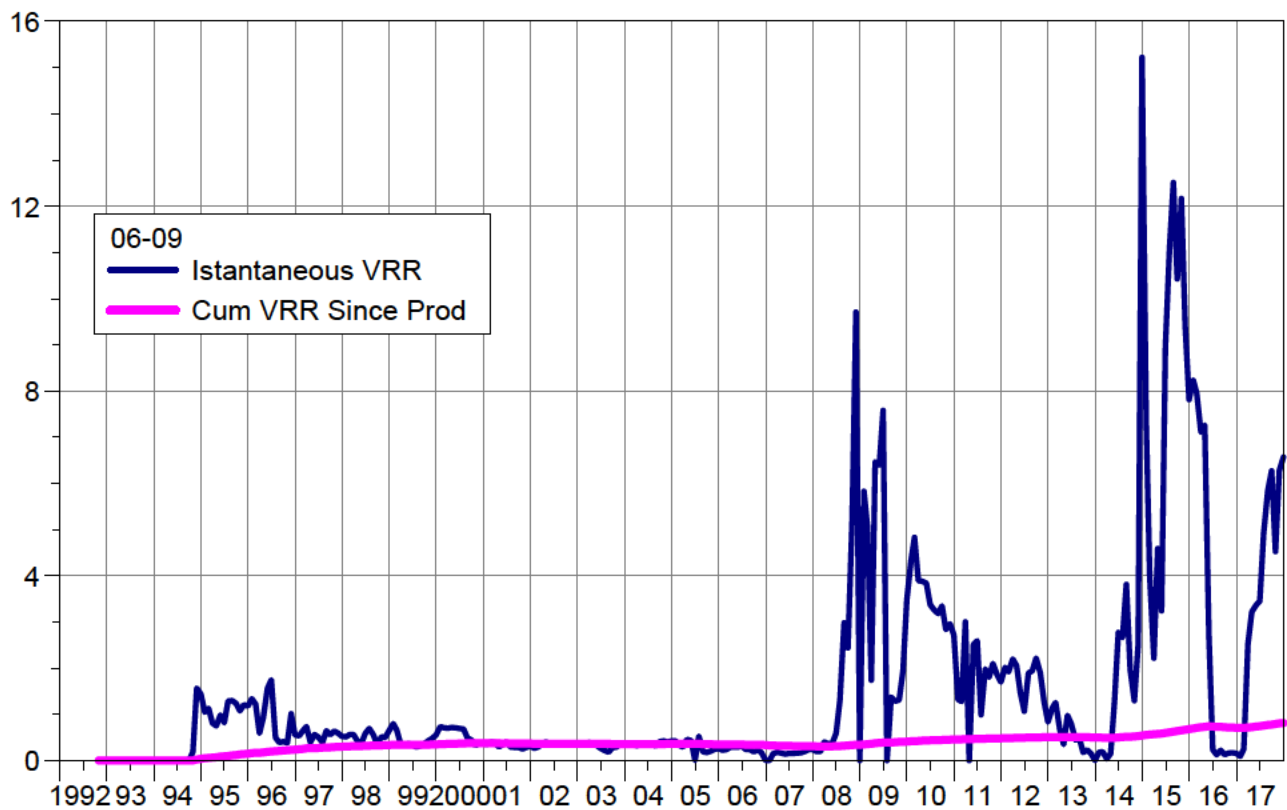
South Pierson Unit 1

Pattern: 06-09 Set: PIERSON UNIT 1

Cumulative Oil Prod : 281.56 Mbbl



Date



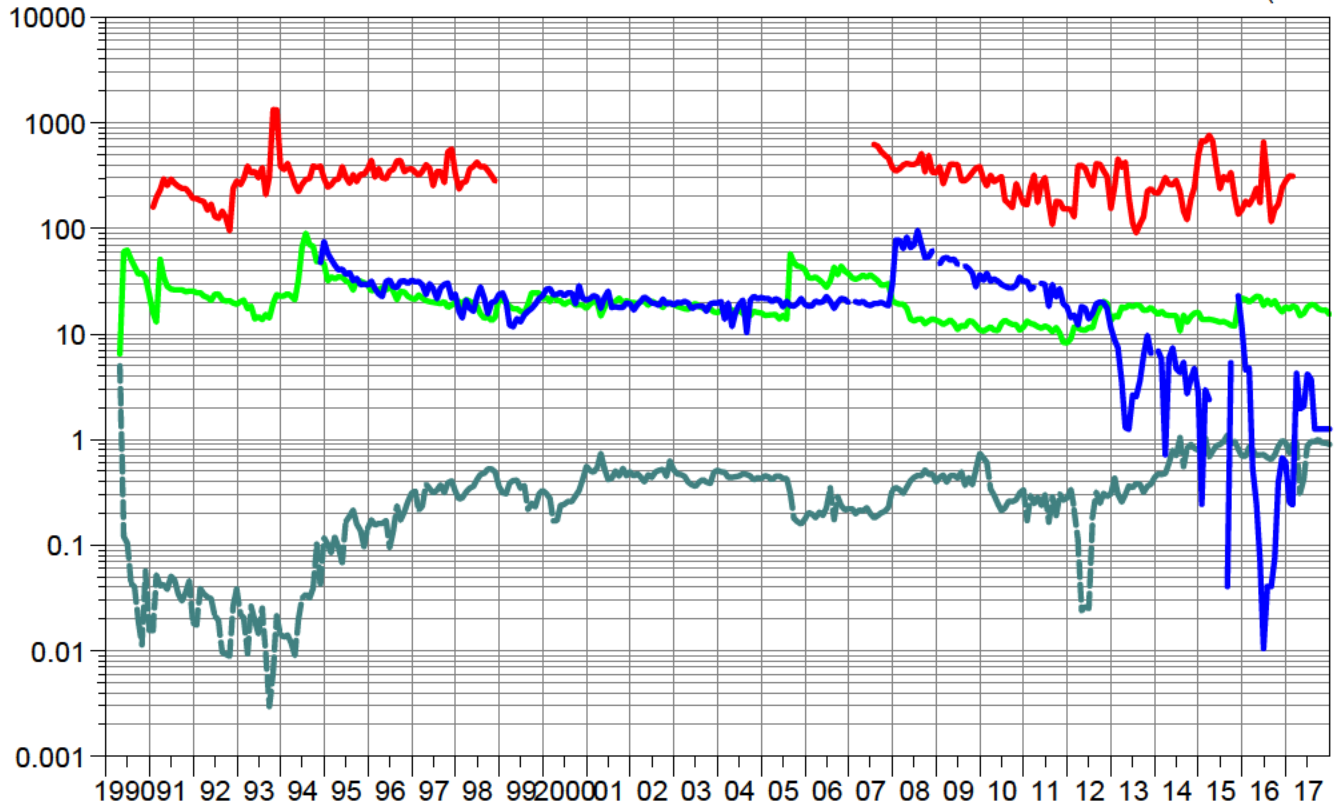
Date

South Pierson Unit 1

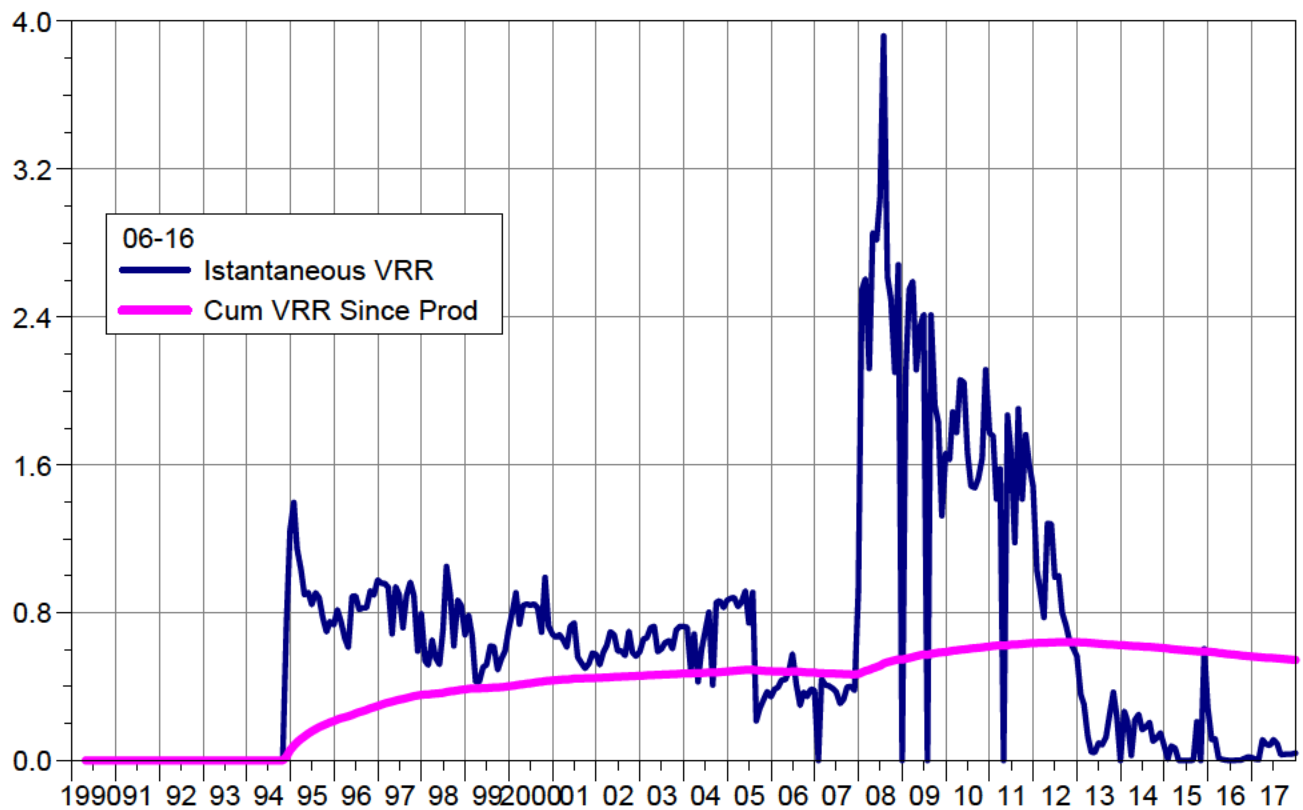
Pattern: 06-16 Set: PIERSON UNIT 1

Cumulative Oil Prod : 216.66 Mbbl

Water / Oil Ratio (bbl/bbl)
Oil Rate (CD) (bbl/d)
Water Inj Rate (CD) (bbl/d)
Gas / Oil Ratio (cf/bbl)



Date

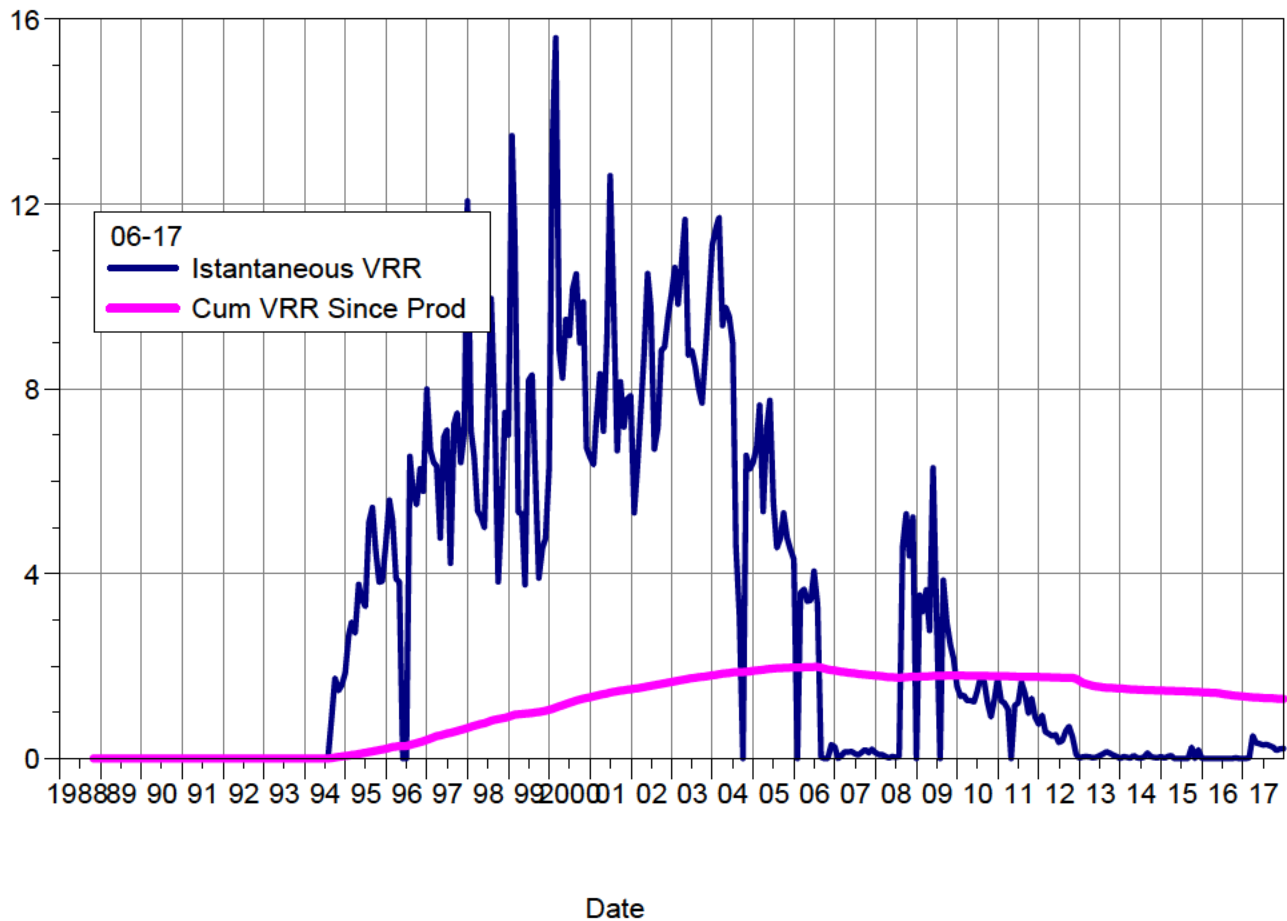
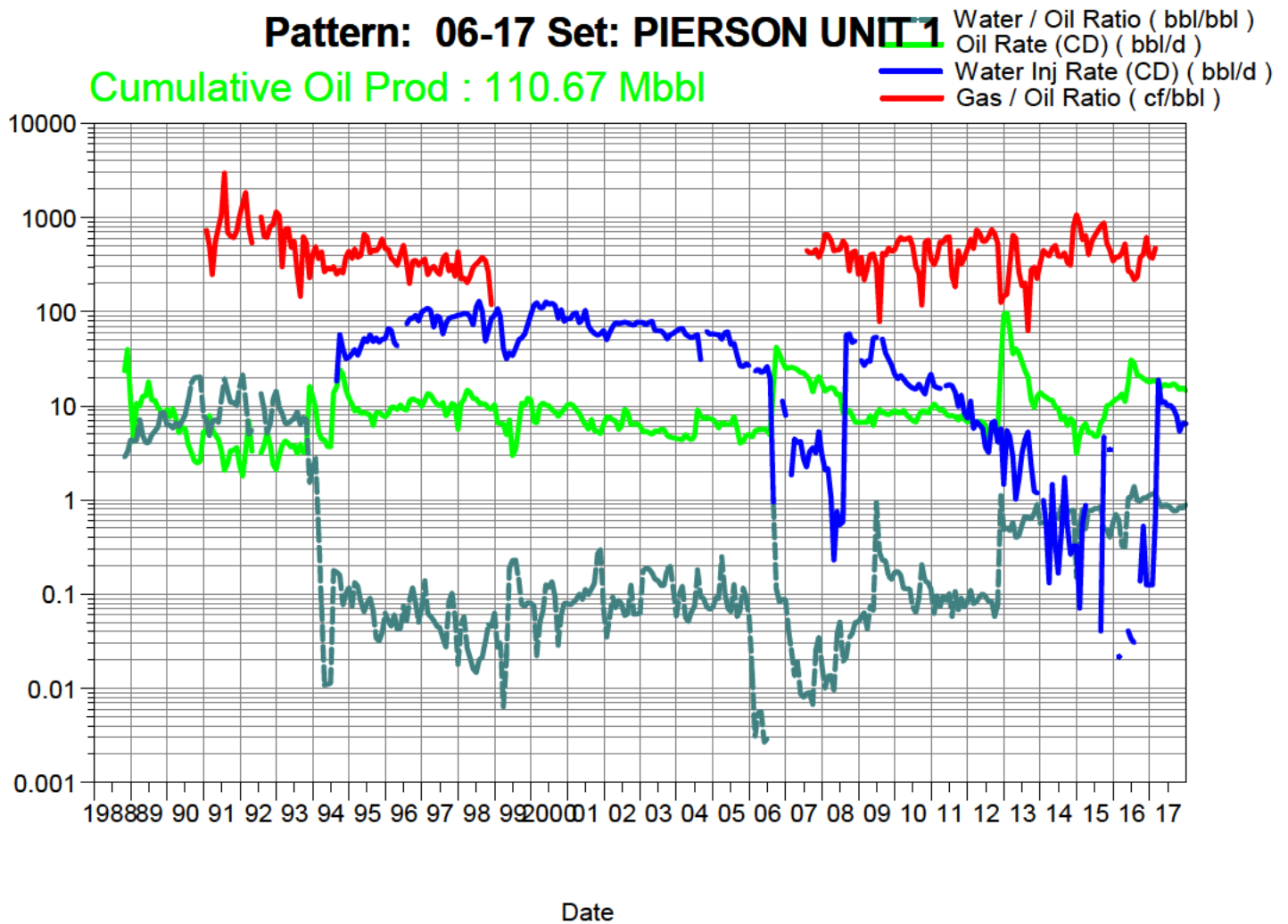


Date

South Pierson Unit 1

Pattern: 06-17 Set: PIERSON UNIT 1

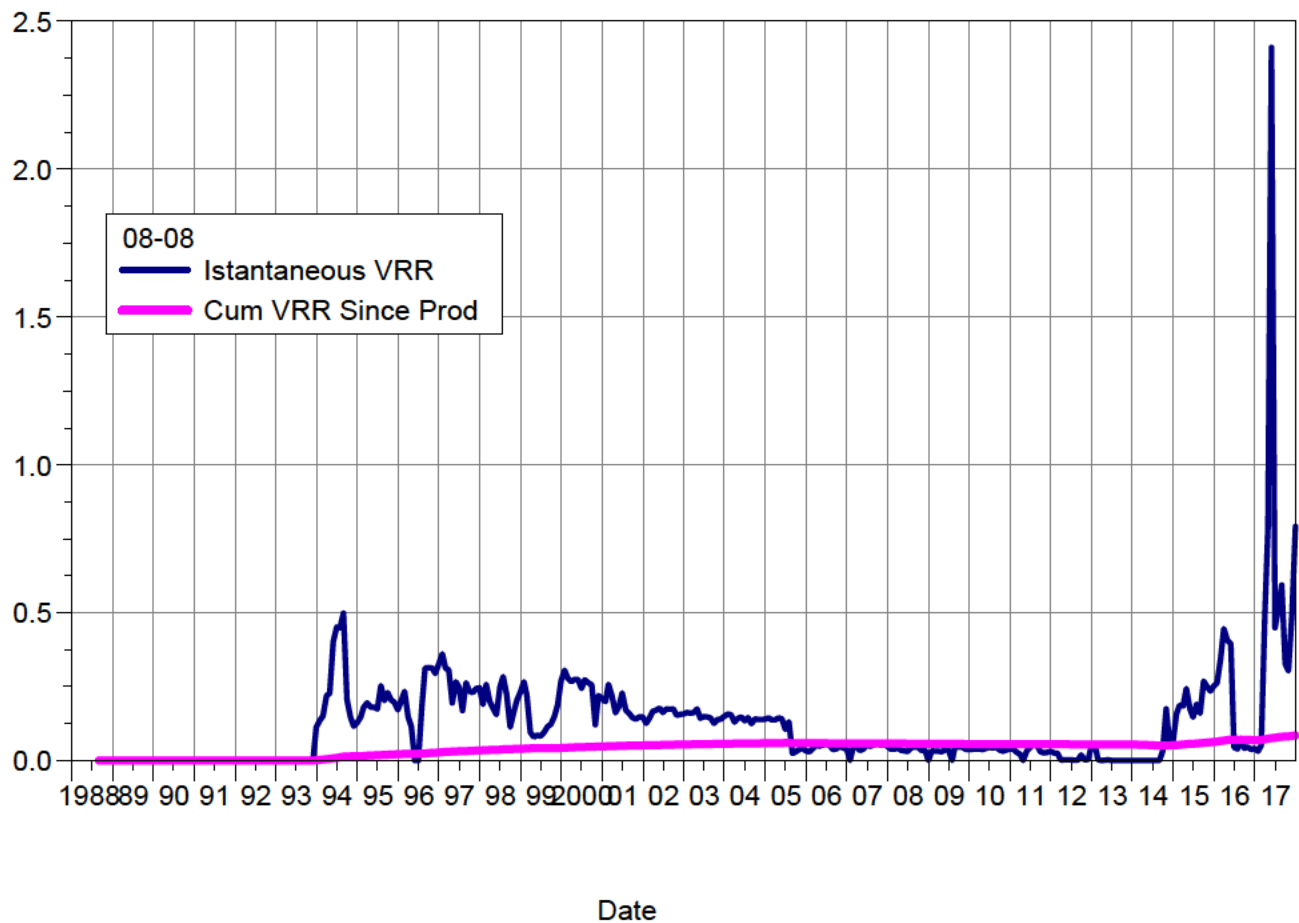
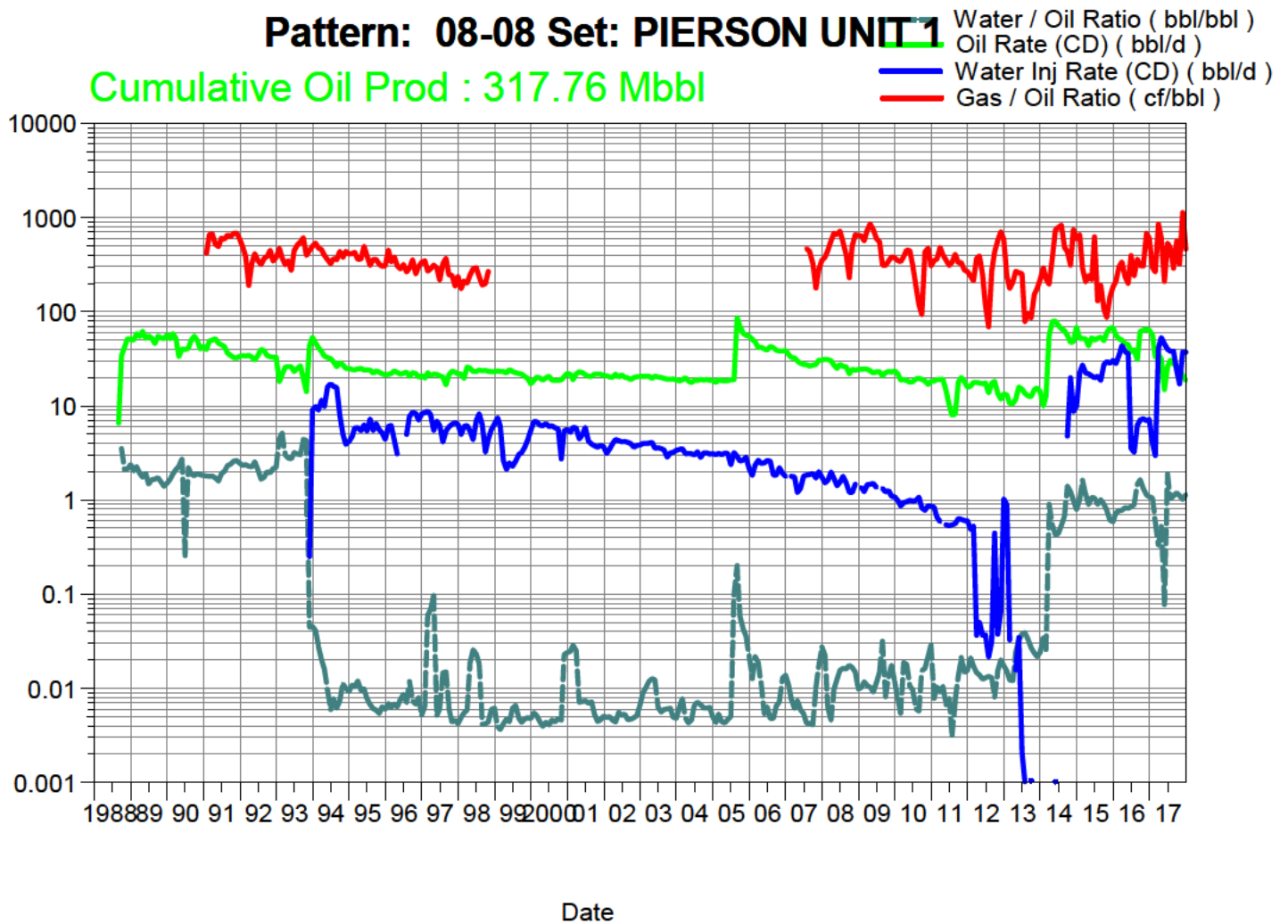
Cumulative Oil Prod : 110.67 Mbbl



South Pierson Unit 1

Pattern: 08-08 Set: PIERSON UNIT 1

Cumulative Oil Prod : 317.76 Mbbbl

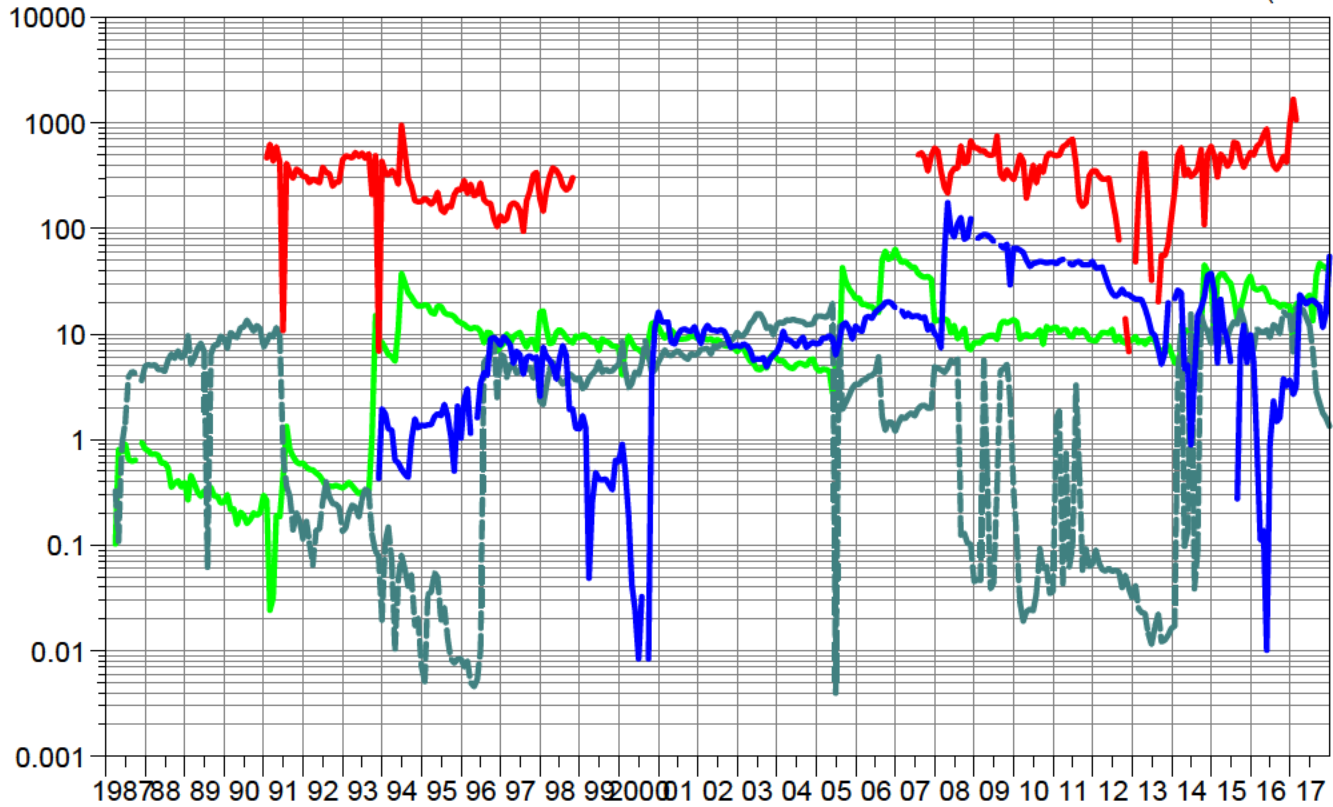


South Pierson Unit 1

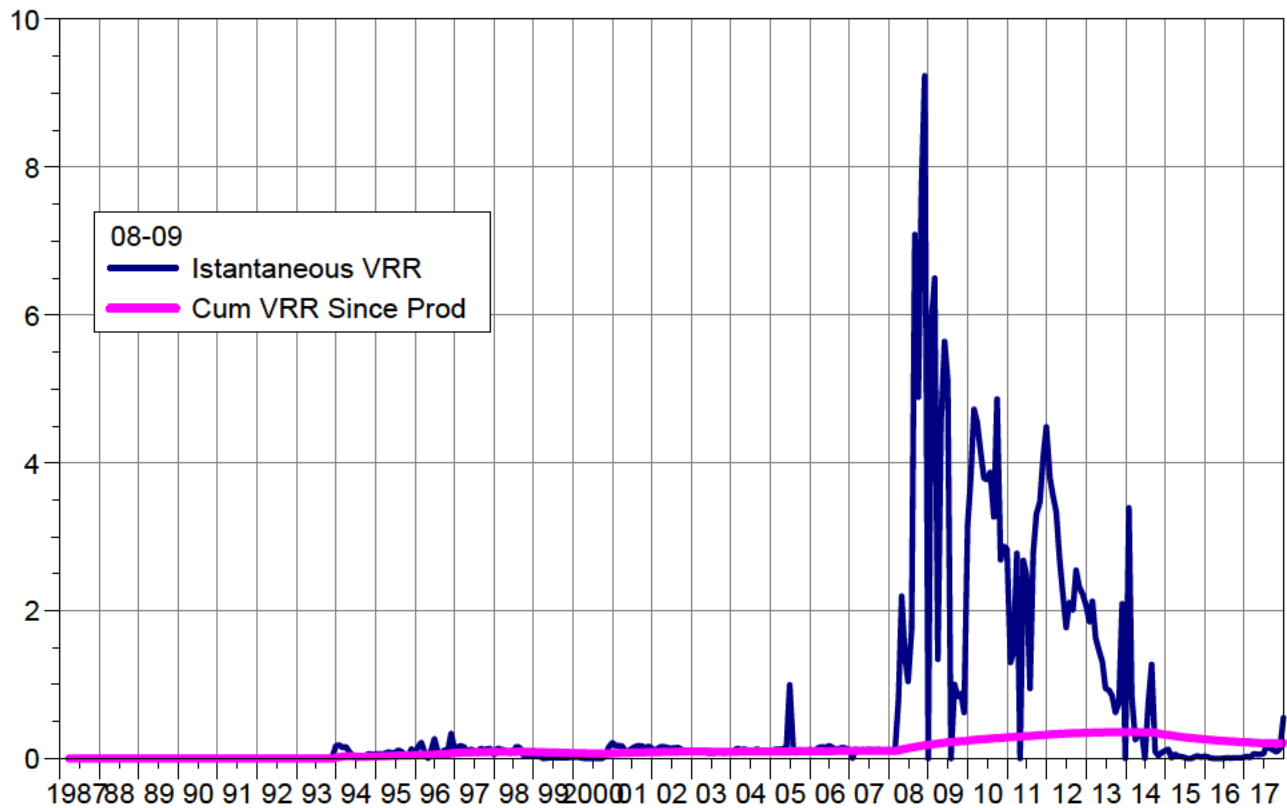
Pattern: 08-09 Set: PIERSON UNIT 1

Cumulative Oil Prod : 129.42 Mbbl

Water / Oil Ratio (bbl/bbl)
Oil Rate (CD) (bbl/d)
Water Inj Rate (CD) (bbl/d)
Gas / Oil Ratio (cf/bbl)



Date



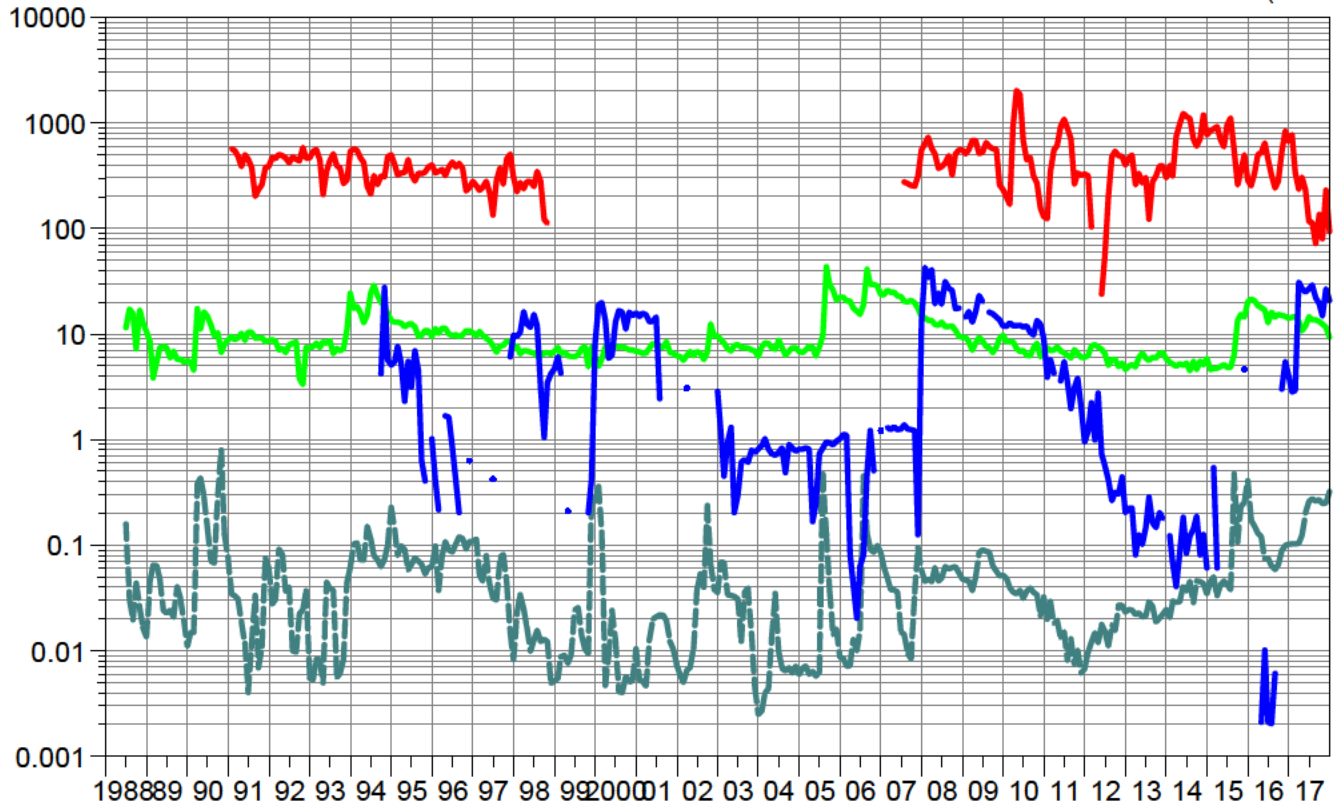
Date

South Pierson Unit 1

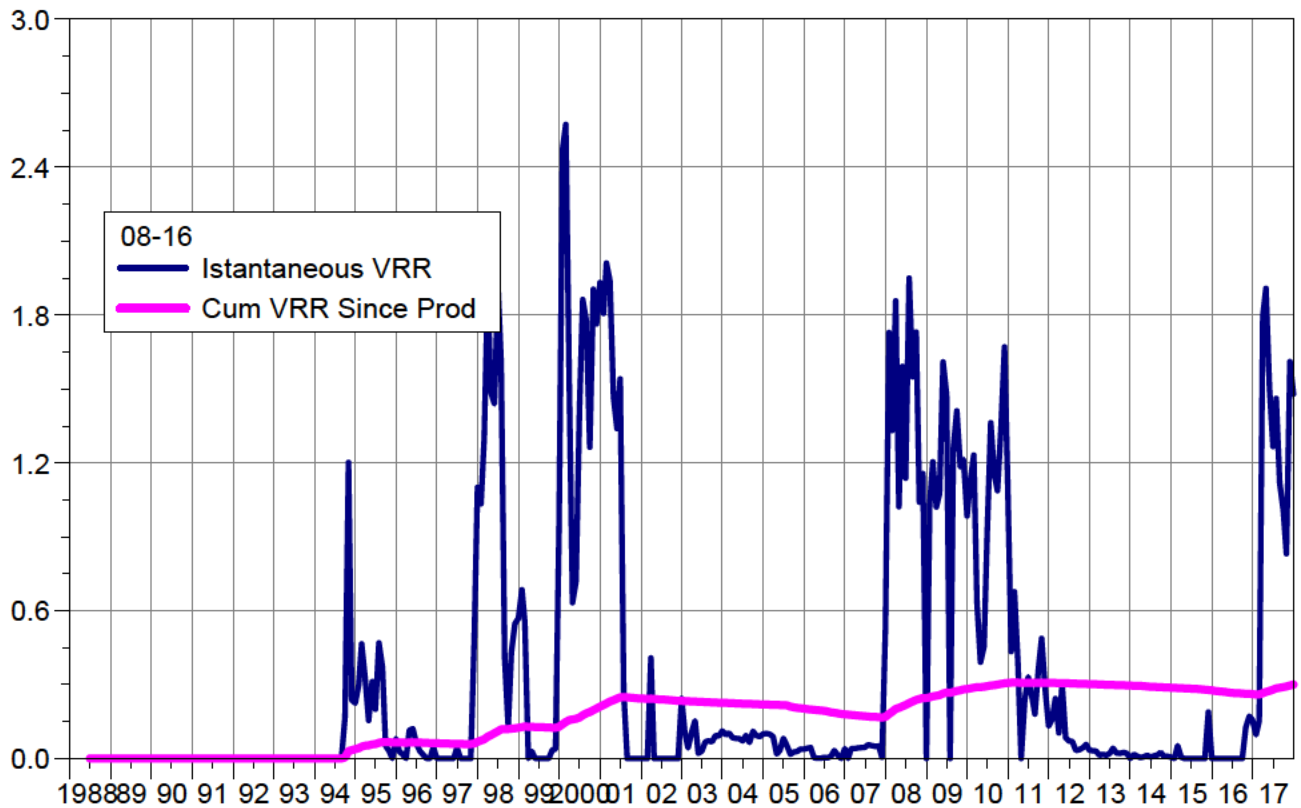
Pattern: 08-16 Set: PIERSON UNIT 1

Cumulative Oil Prod : 109.17 Mbbl

Water / Oil Ratio (bbl/bbl)
Oil Rate (CD) (bbl/d)
Water Inj Rate (CD) (bbl/d)
Gas / Oil Ratio (cf/bbl)



Date



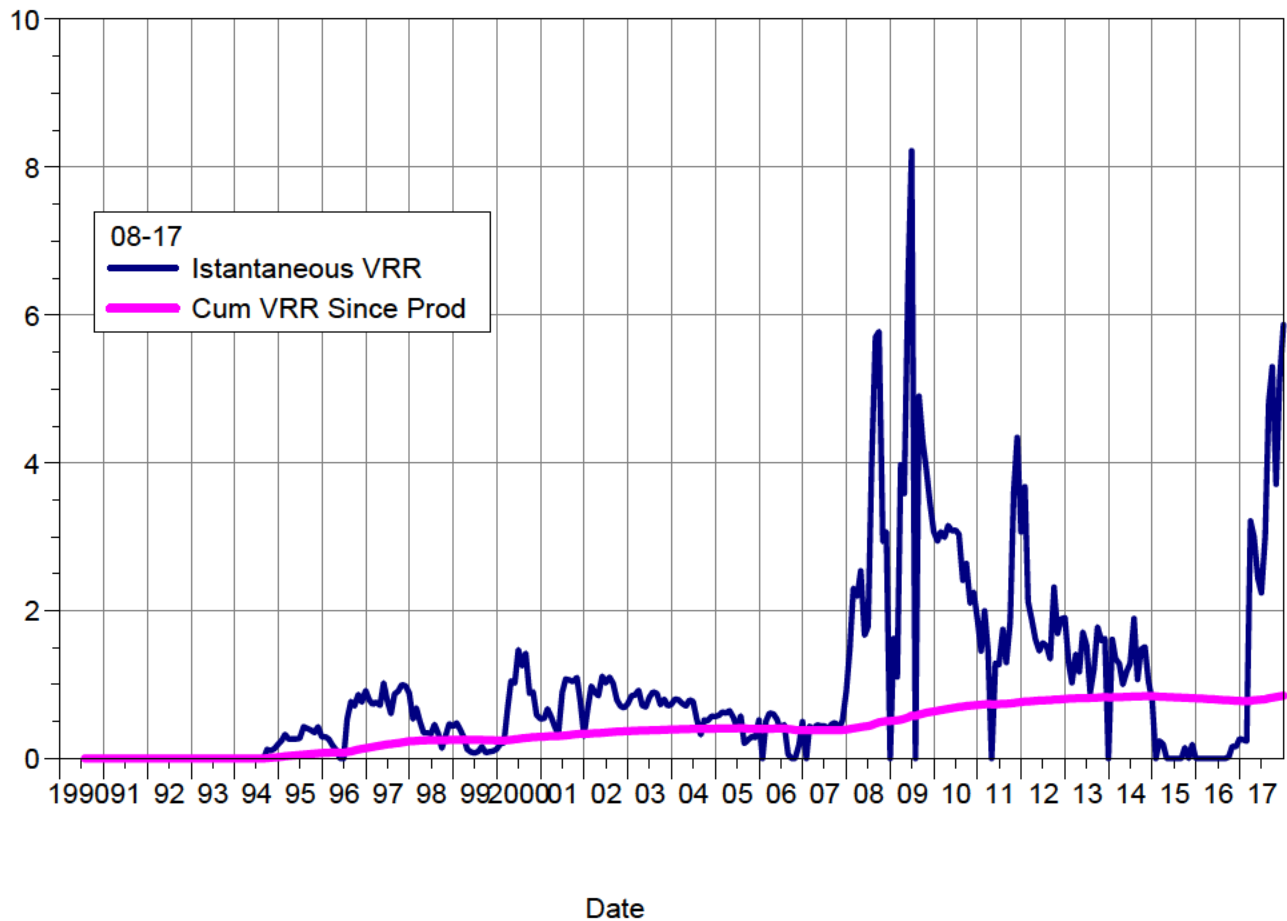
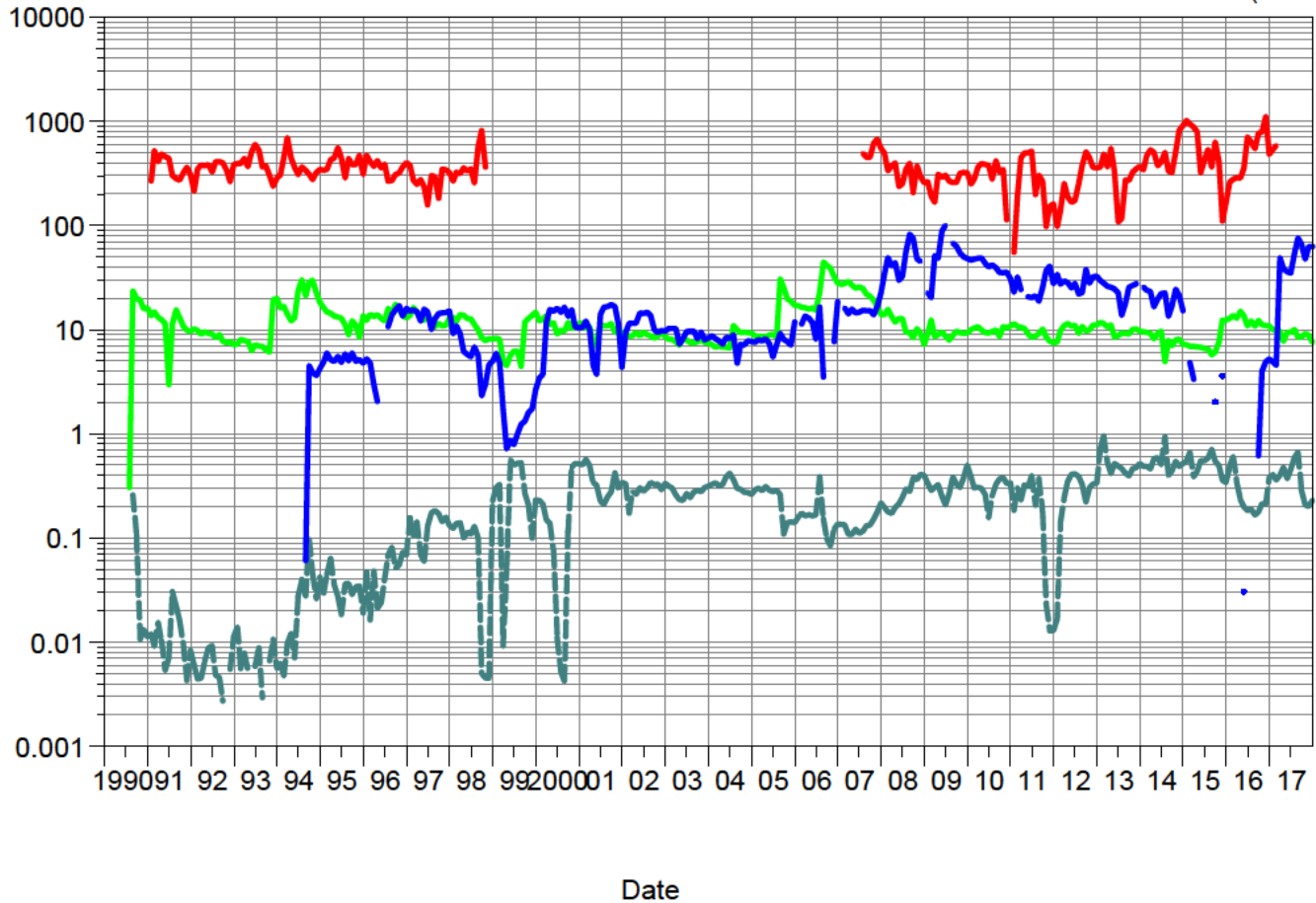
Date

South Pierson Unit 1

Pattern: 08-17 Set: PIERSON UNIT 1

Cumulative Oil Prod : 117.59 Mbbl

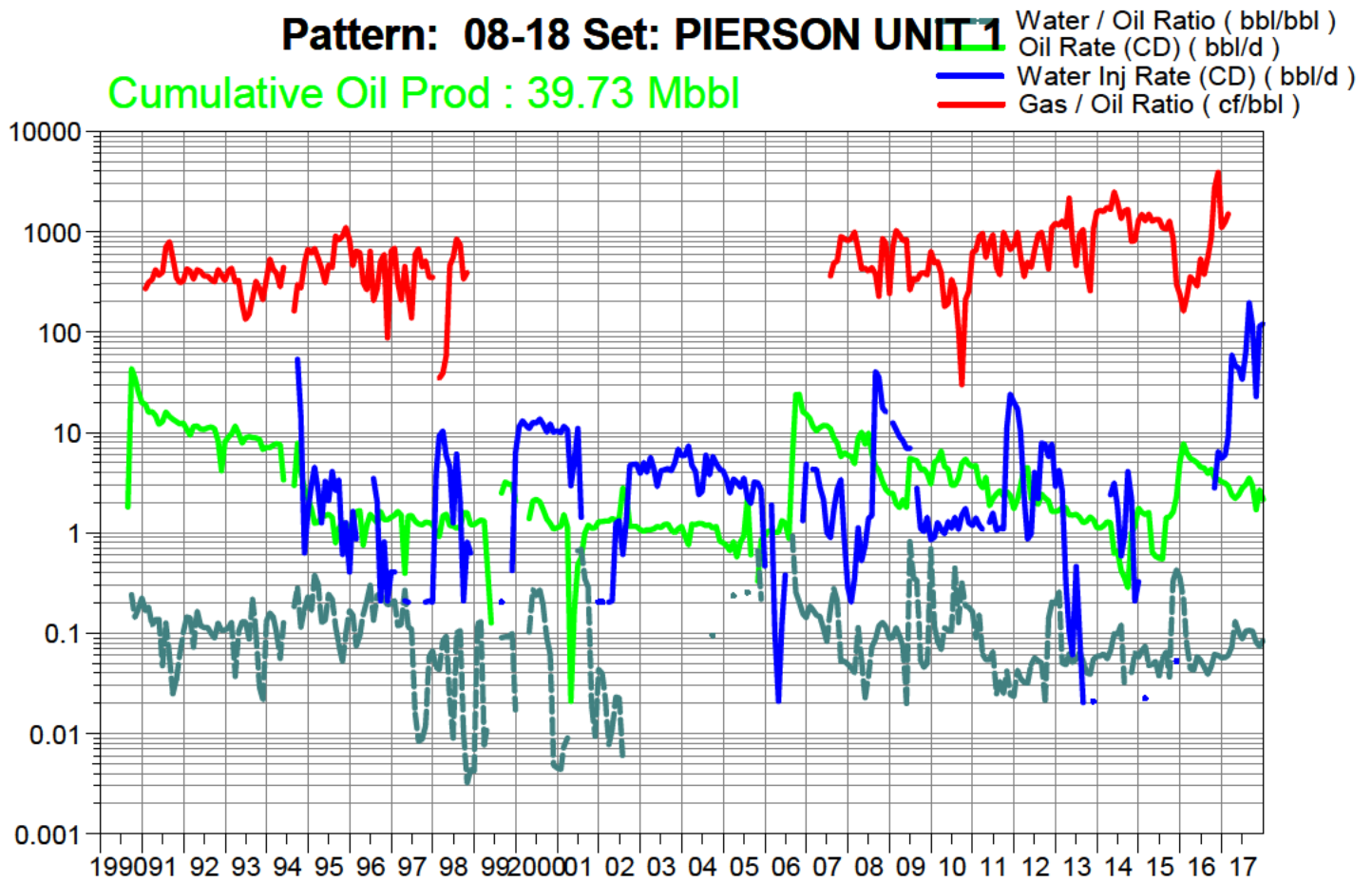
Water / Oil Ratio (bbl/bbl)
Oil Rate (CD) (bbl/d)
Water Inj Rate (CD) (bbl/d)
Gas / Oil Ratio (cf/bbl)



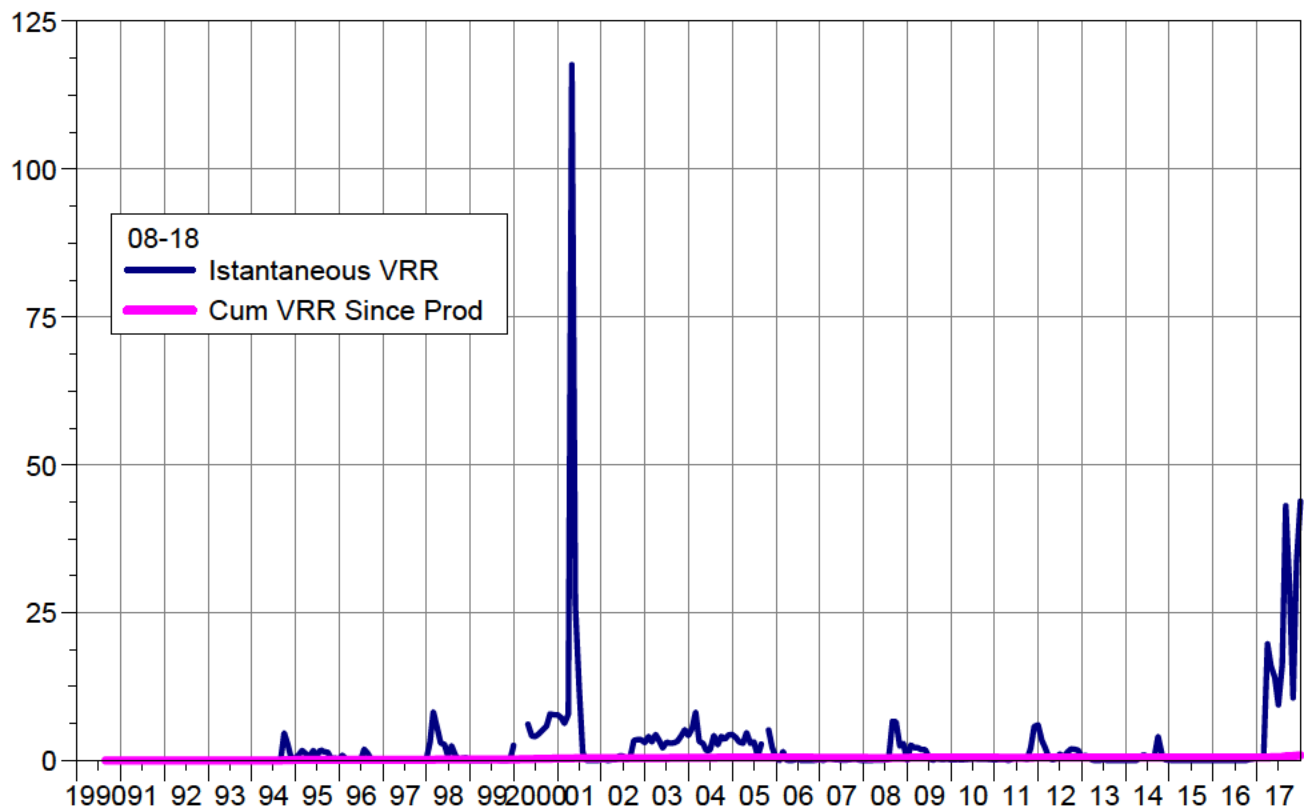
South Pierson Unit 1

Pattern: 08-18 Set: PIERSON UNIT 1

Cumulative Oil Prod : 39.73 Mbbbl



Date

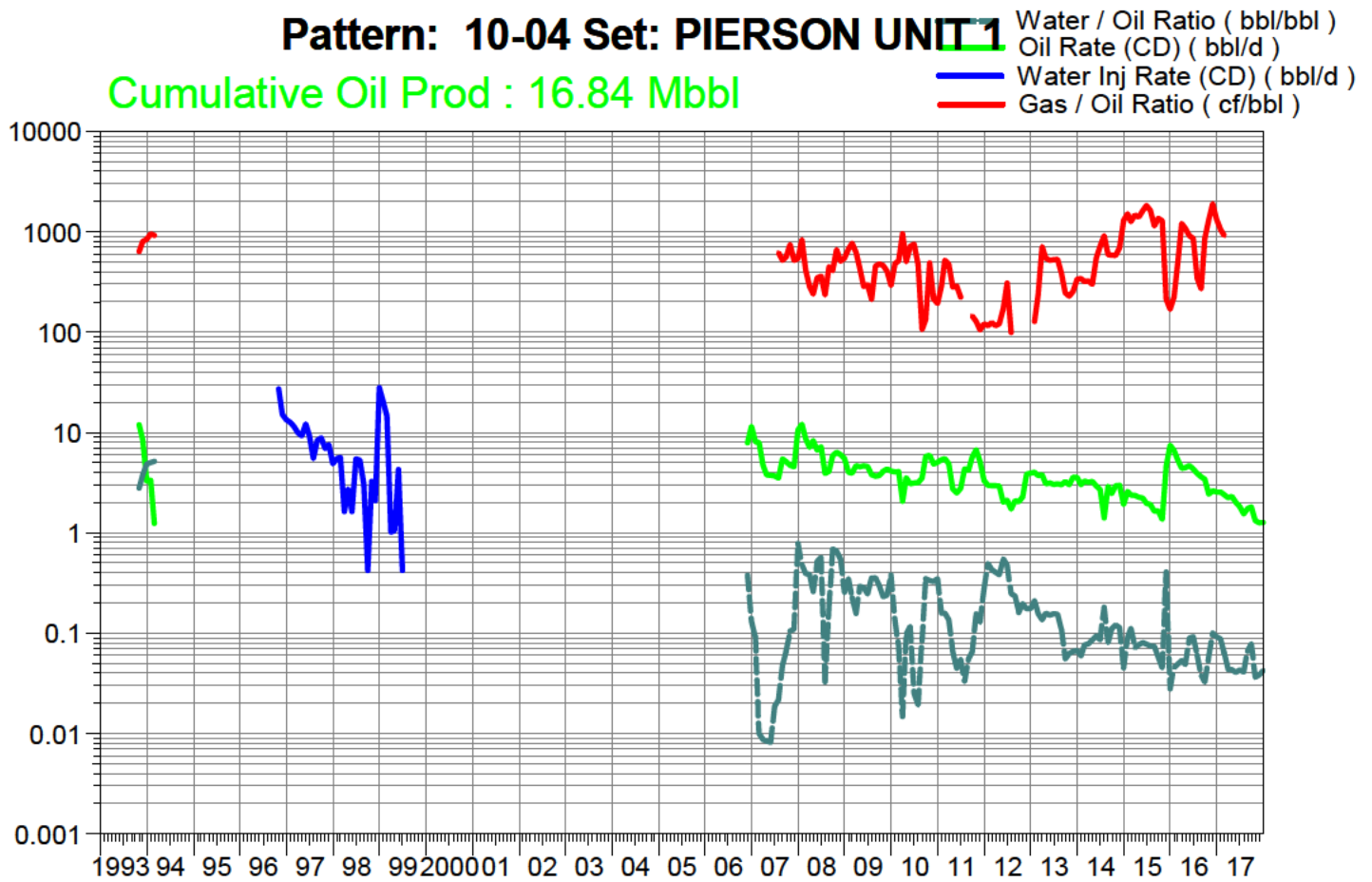


Date

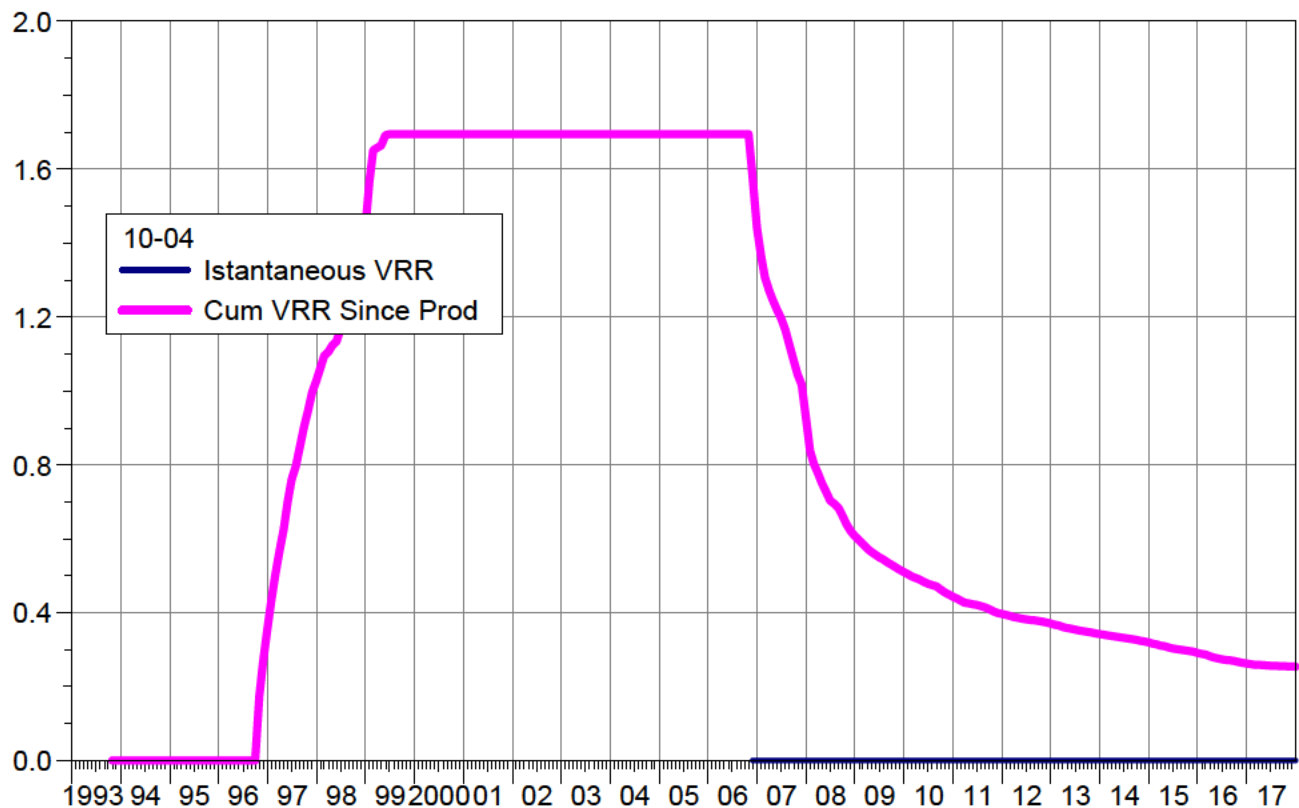
South Pierson Unit 1

Pattern: 10-04 Set: PIERSON UNIT 1

Cumulative Oil Prod : 16.84 Mbbl



Date



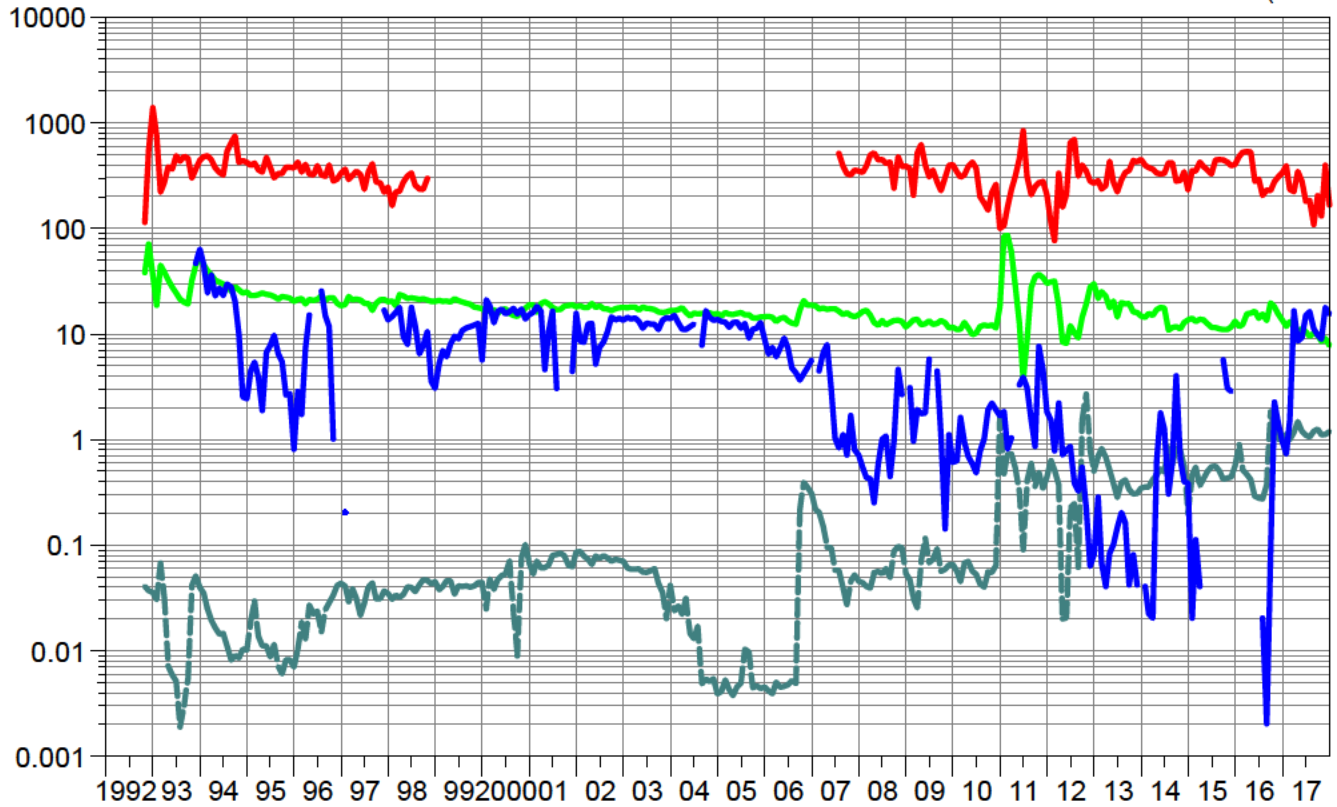
Date

South Pierson Unit 1

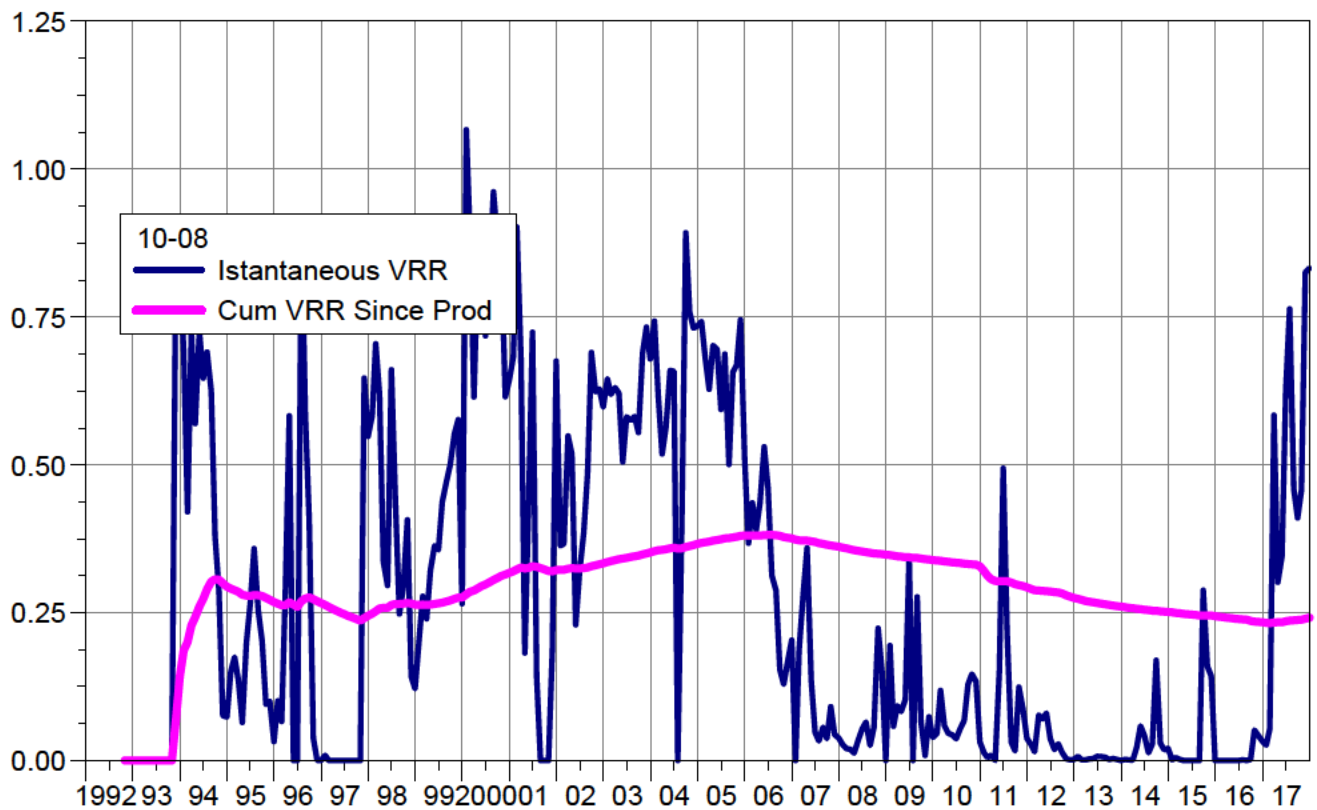
Pattern: 10-08 Set: PIERSON UNIT 1

Cumulative Oil Prod : 173.66 Mbbl

Water / Oil Ratio (bbl/bbl)
Oil Rate (CD) (bbl/d)
Water Inj Rate (CD) (bbl/d)
Gas / Oil Ratio (cf/bbl)



Date



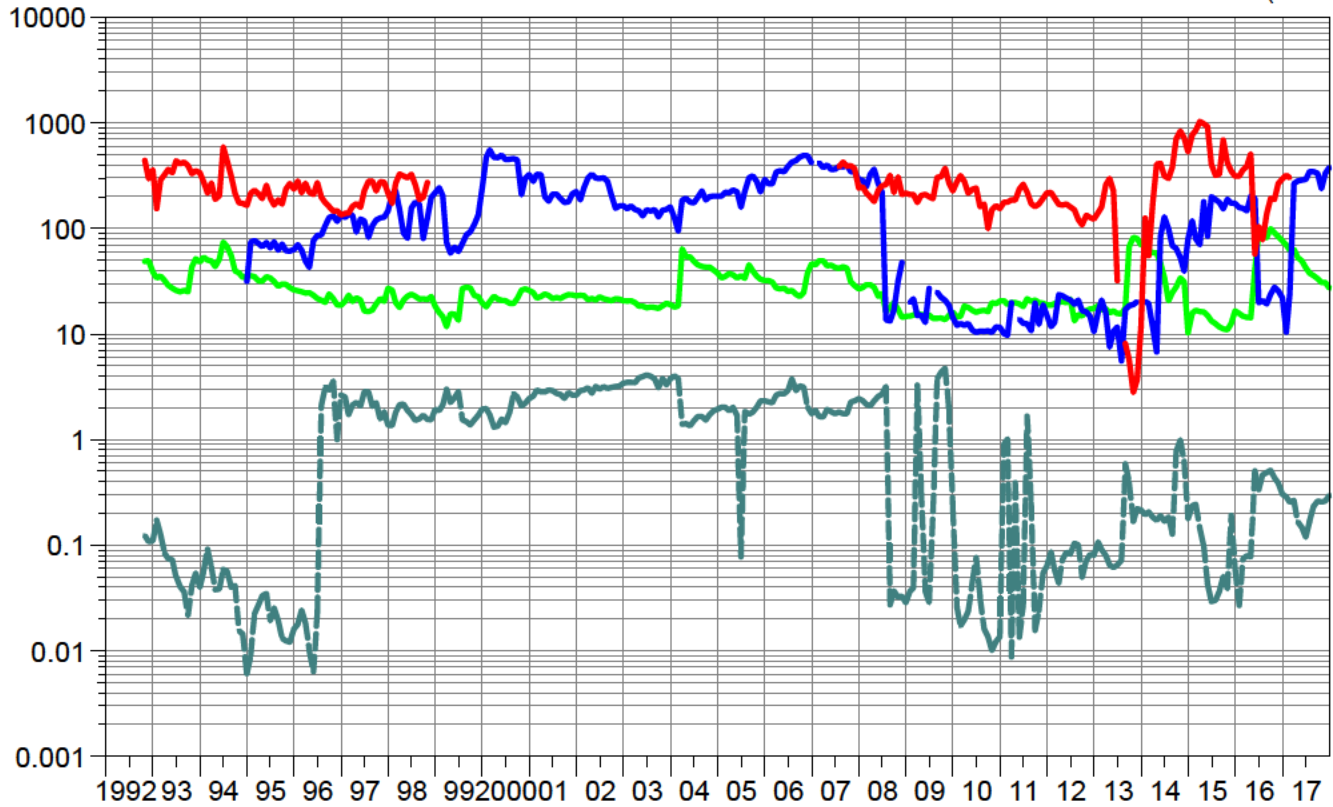
Date

South Pierson Unit 1

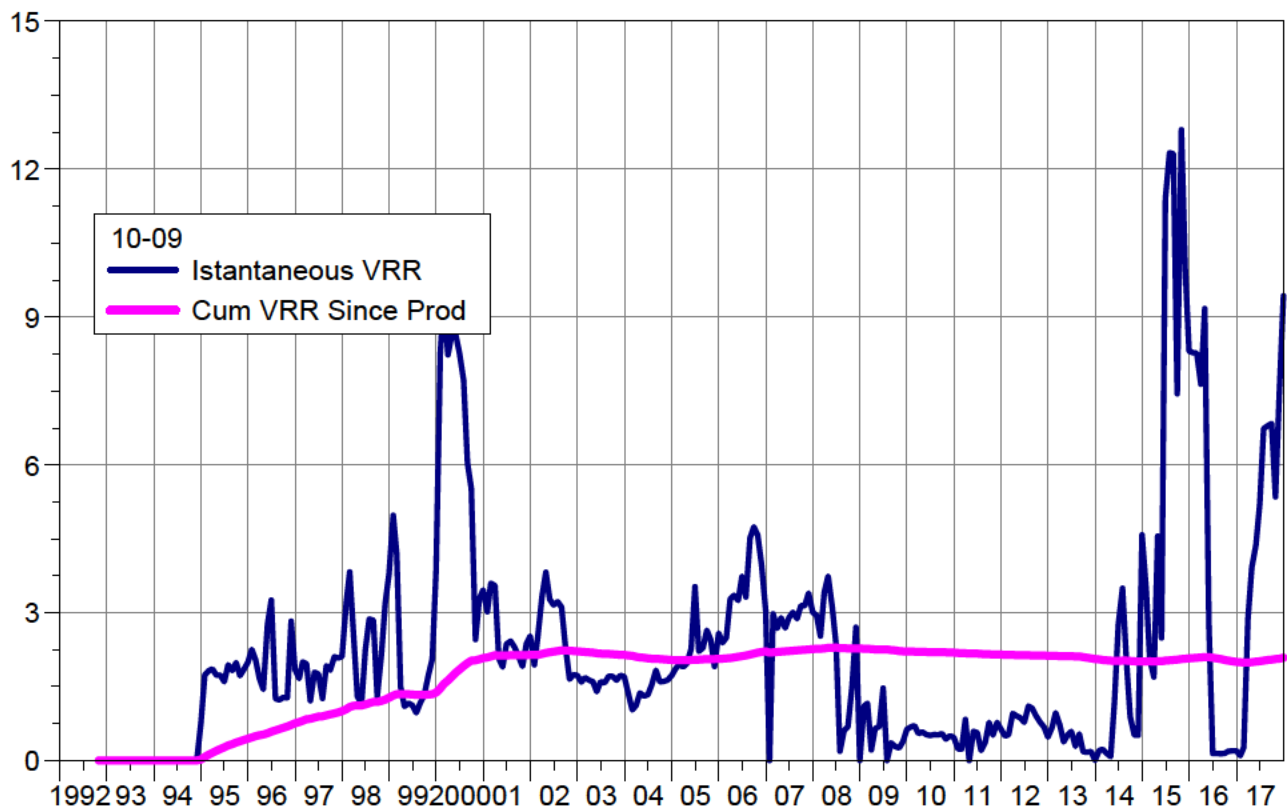
Pattern: 10-09 Set: PIERSON UNIT 1

Cumulative Oil Prod : 265.61 Mbbl

Water / Oil Ratio (bbl/bbl)
Oil Rate (CD) (bbl/d)
Water Inj Rate (CD) (bbl/d)
Gas / Oil Ratio (cf/bbl)



Date

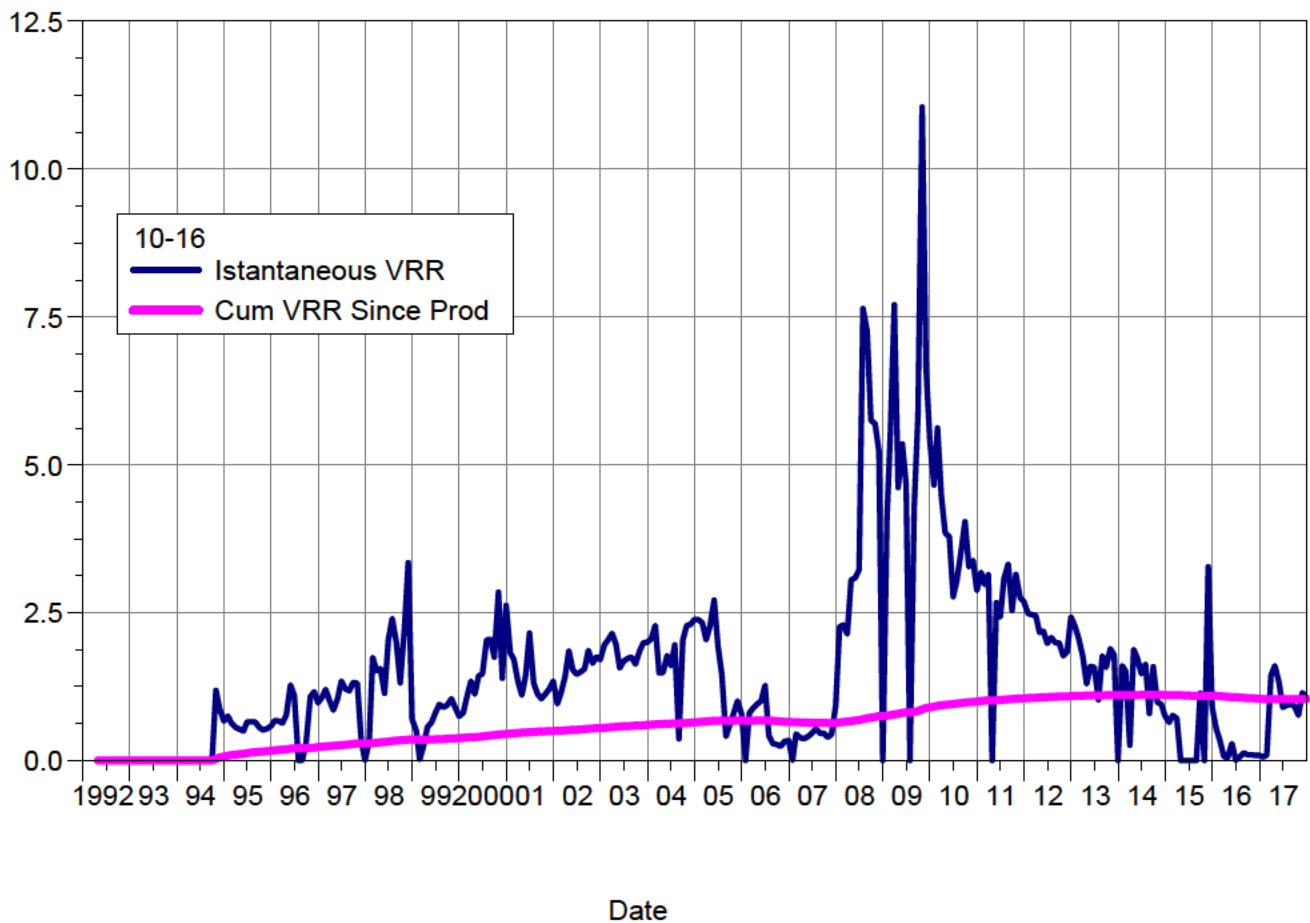
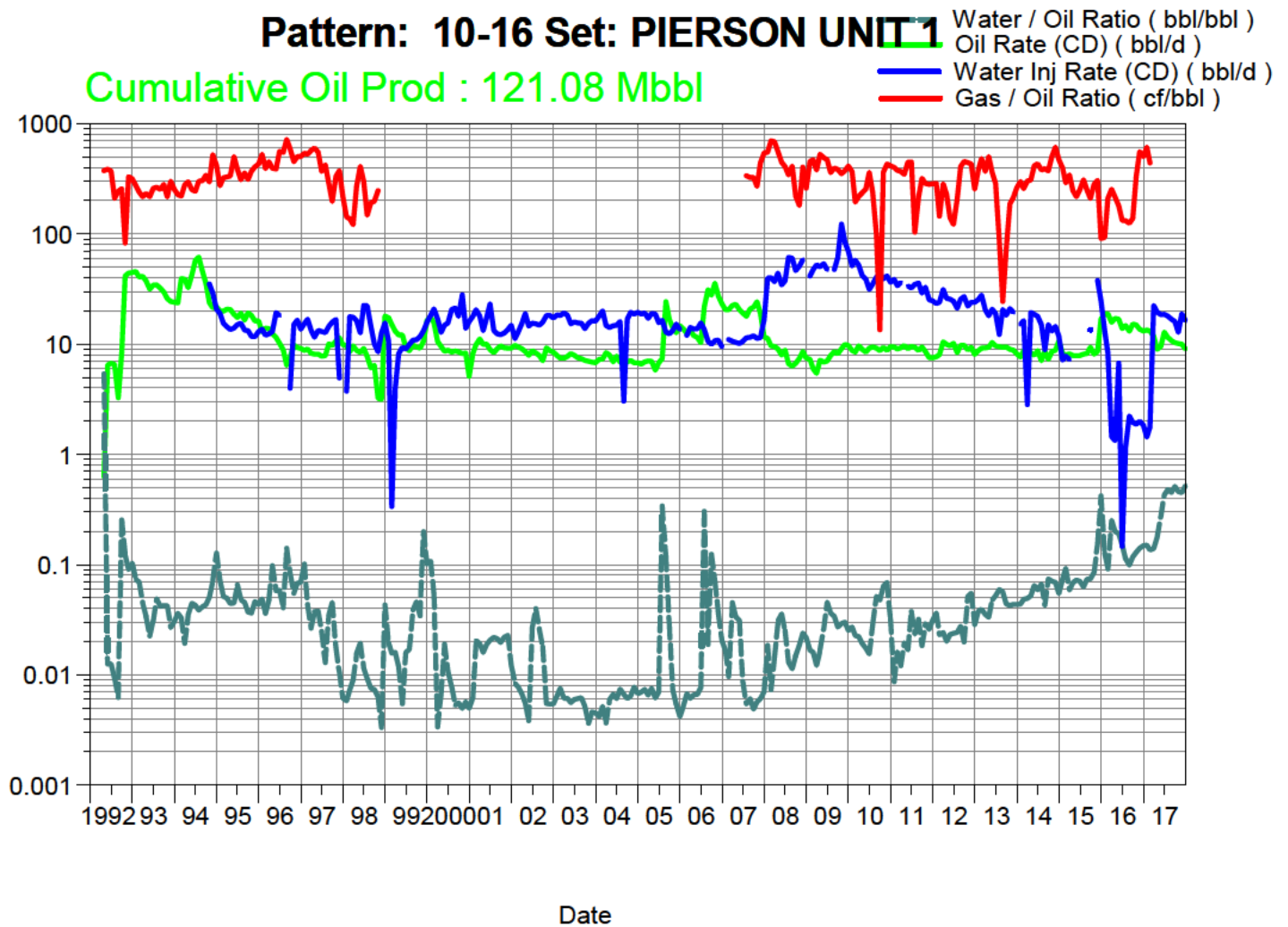


Date

South Pierson Unit 1

Pattern: 10-16 Set: PIERSON UNIT 1

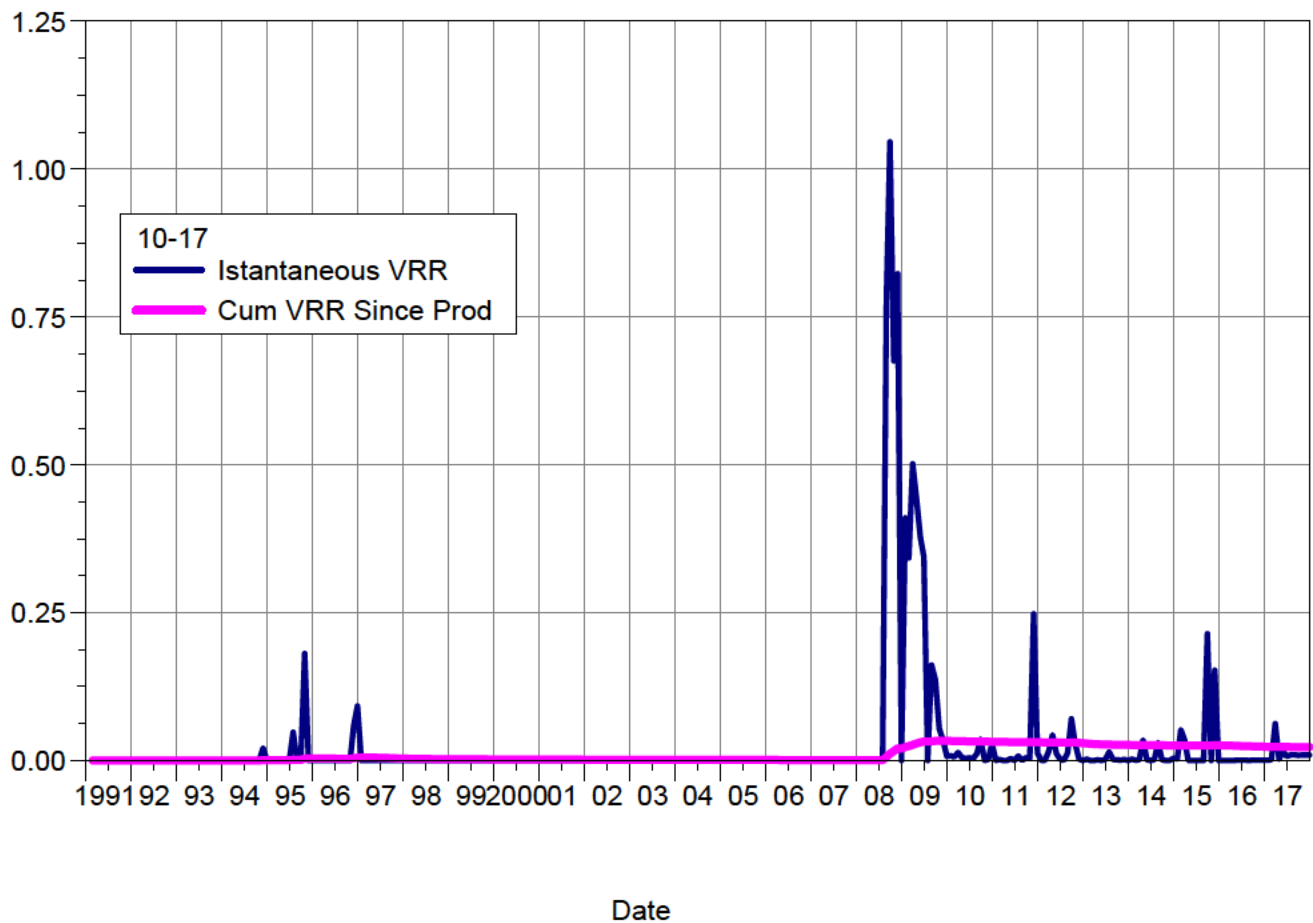
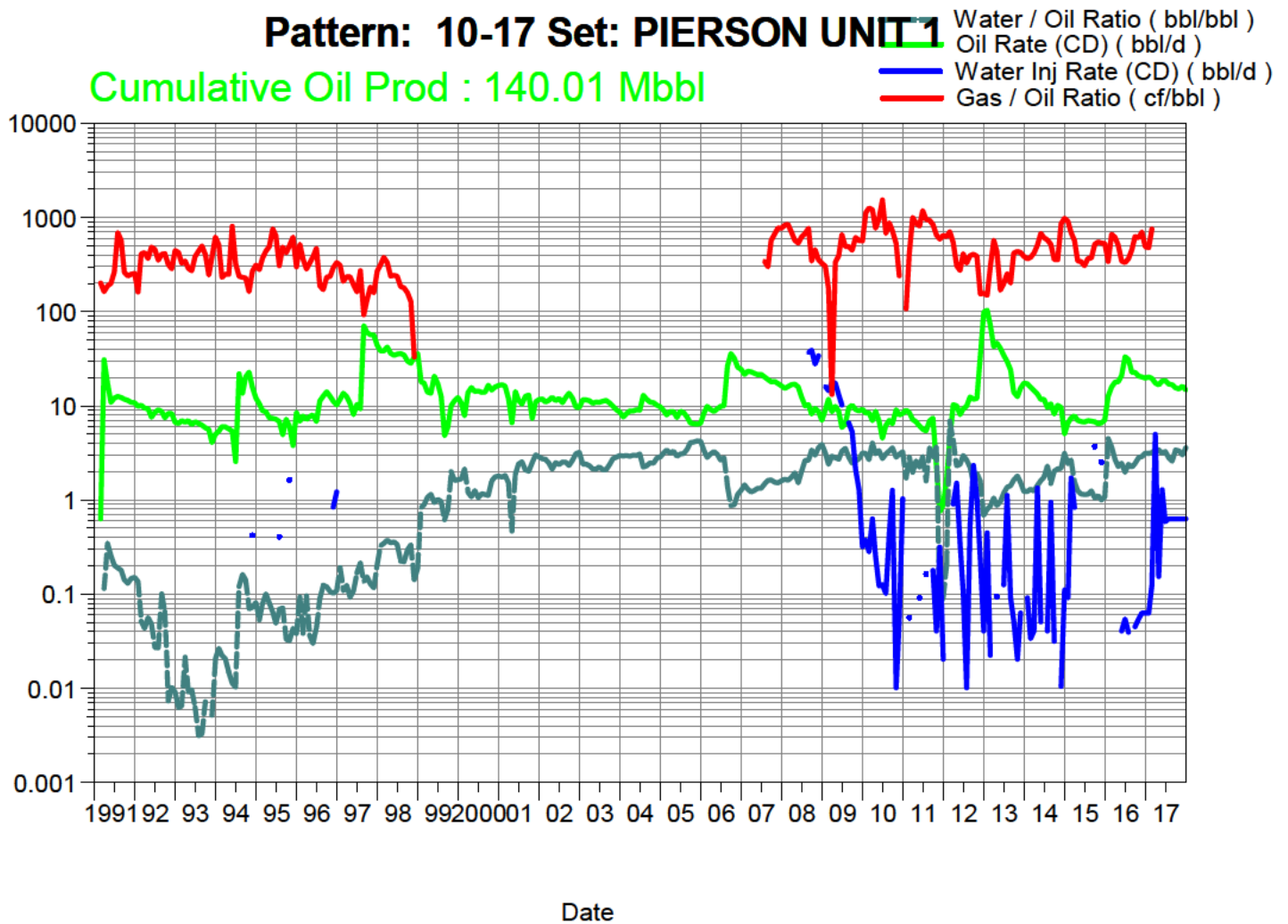
Cumulative Oil Prod : 121.08 Mbbl



South Pierson Unit 1

Pattern: 10-17 Set: PIERSON UNIT 1

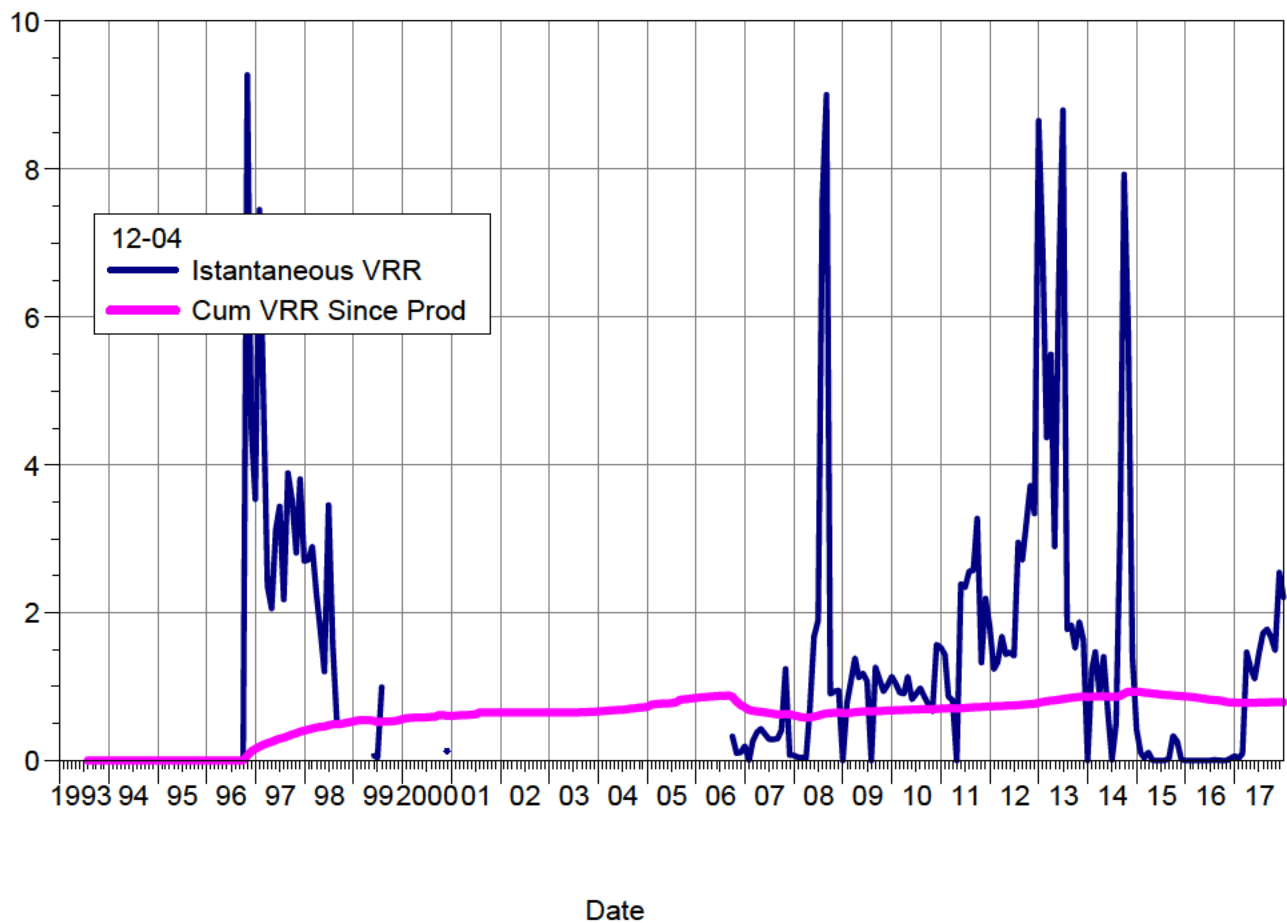
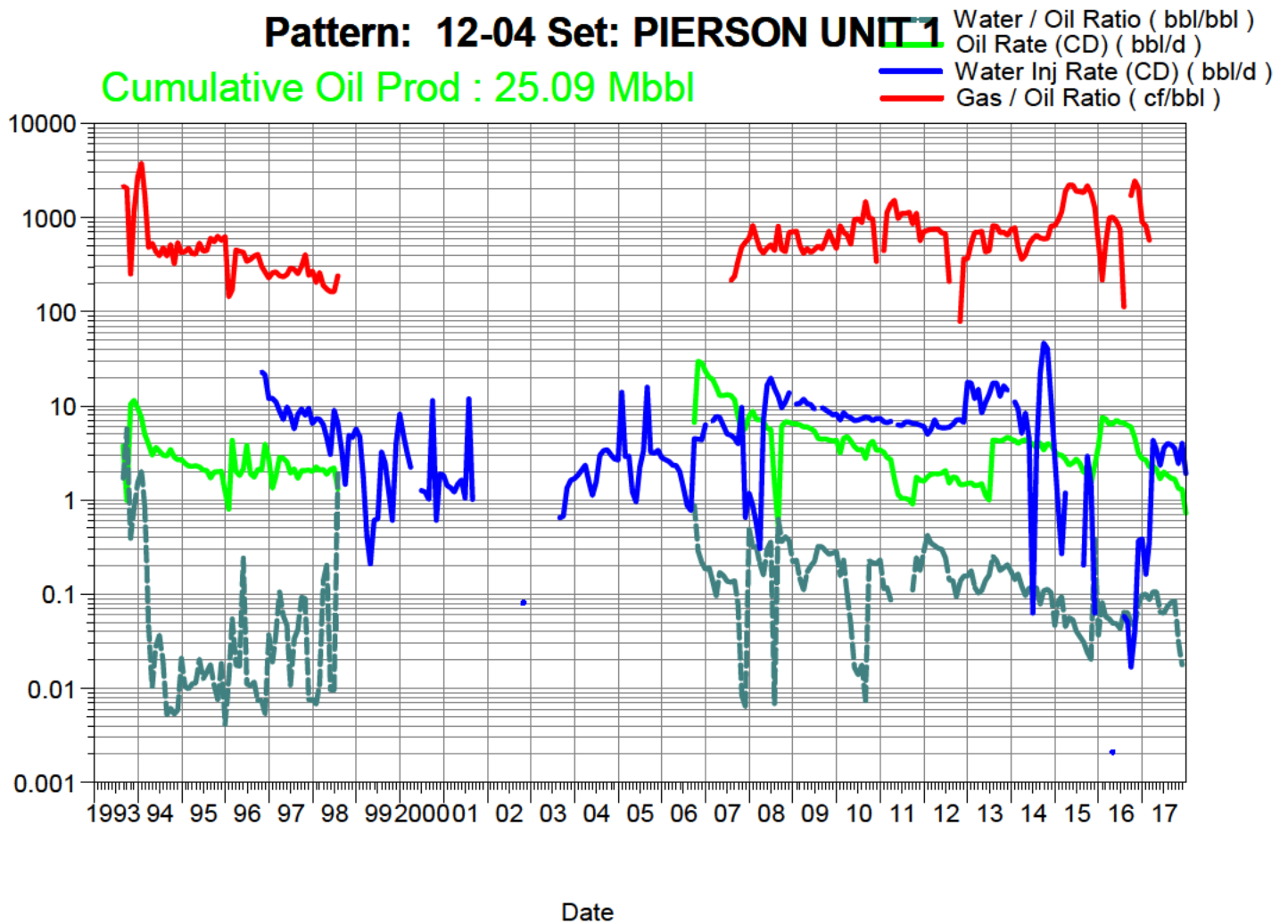
Cumulative Oil Prod : 140.01 Mbbl



South Pierson Unit 1

Pattern: 12-04 Set: PIERSON UNIT 1

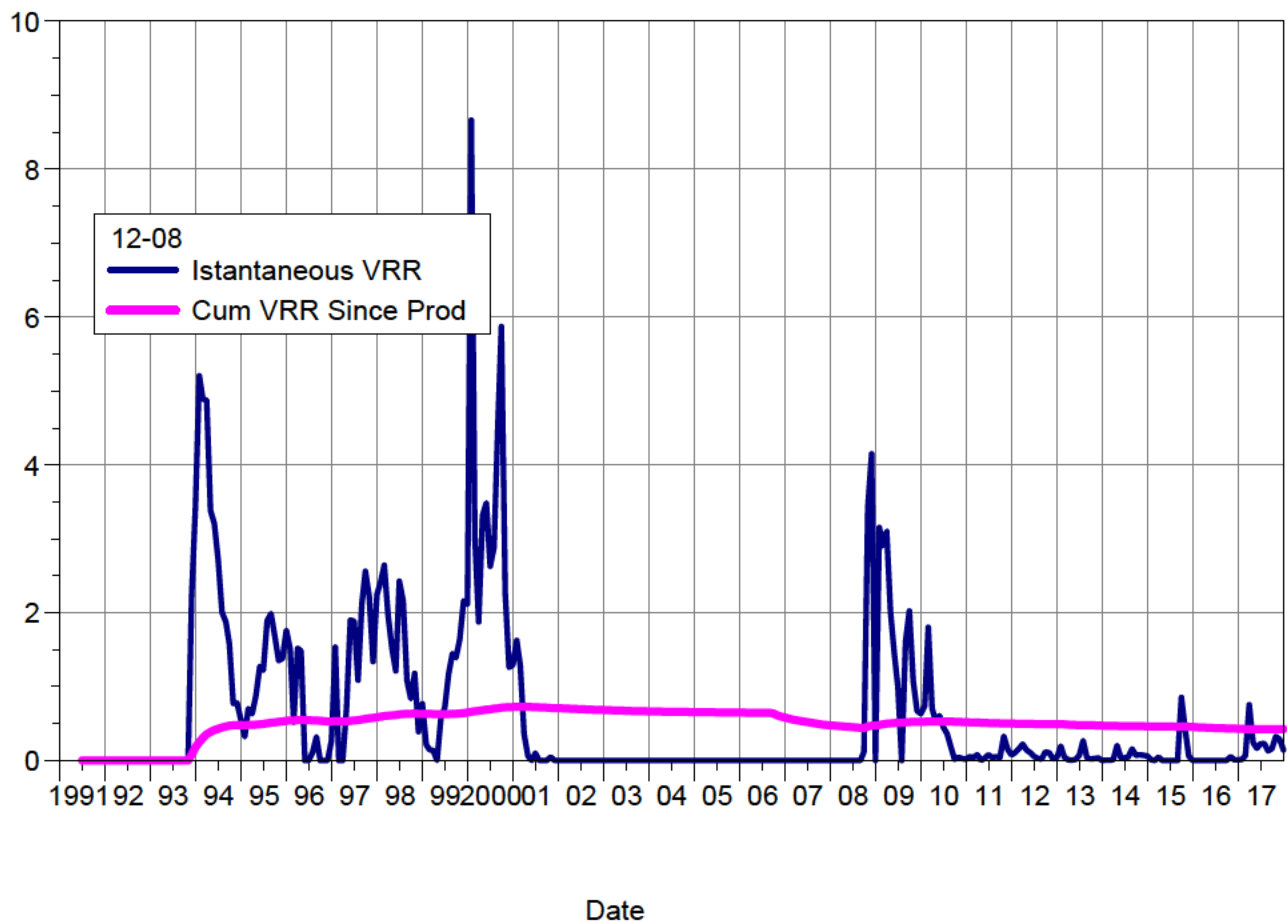
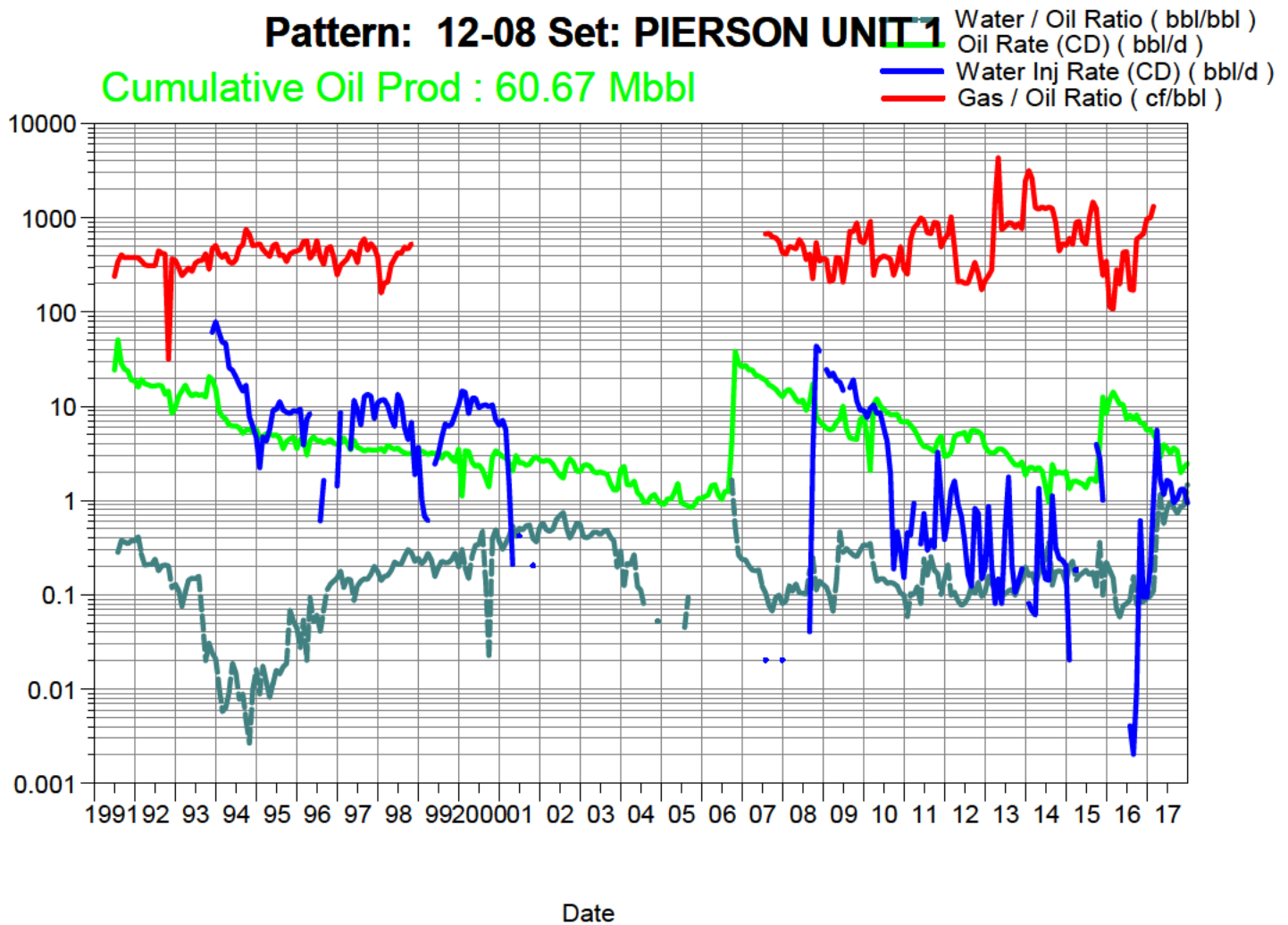
Cumulative Oil Prod : 25.09 Mbbl



South Pierson Unit 1

Pattern: 12-08 Set: PIERSON UNIT 1

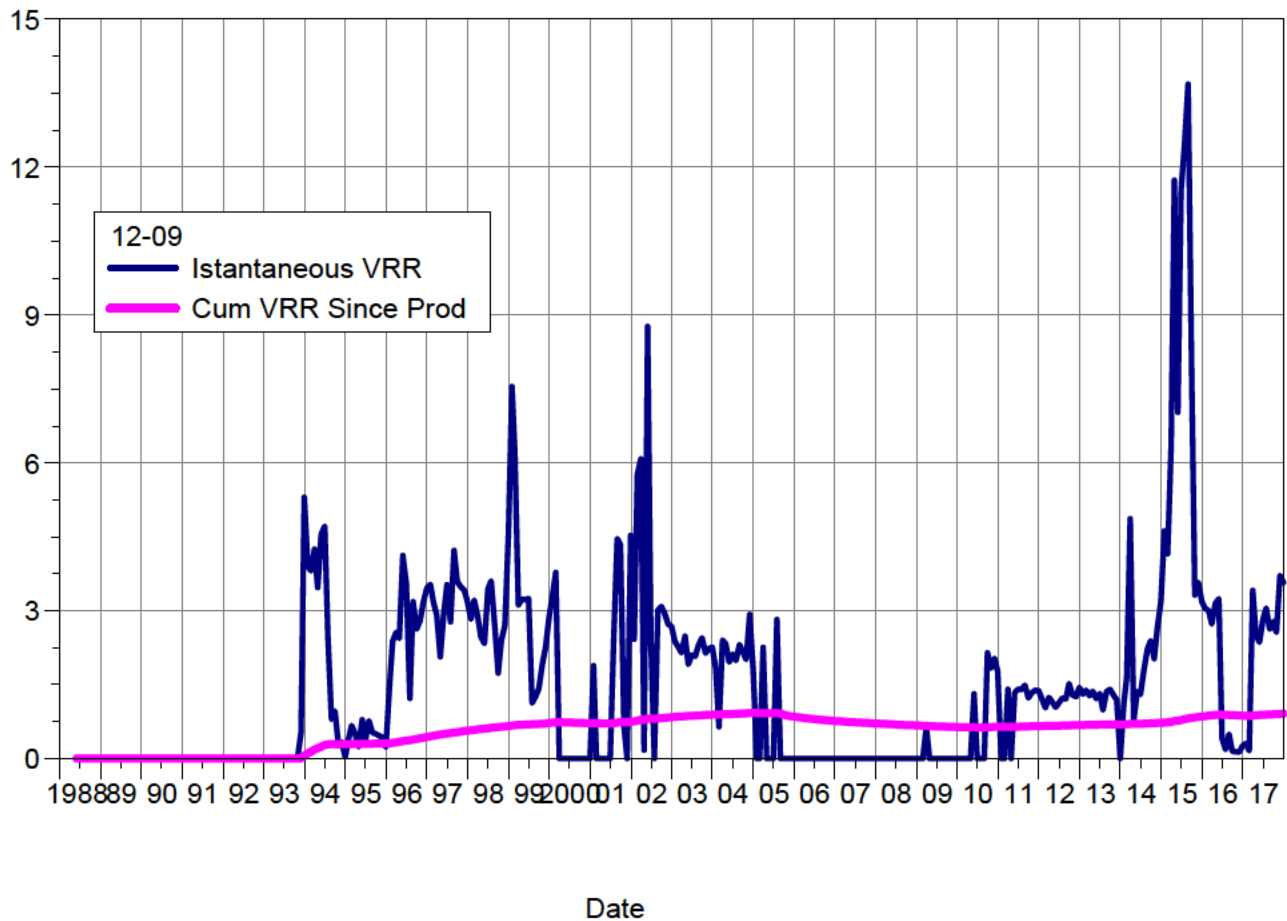
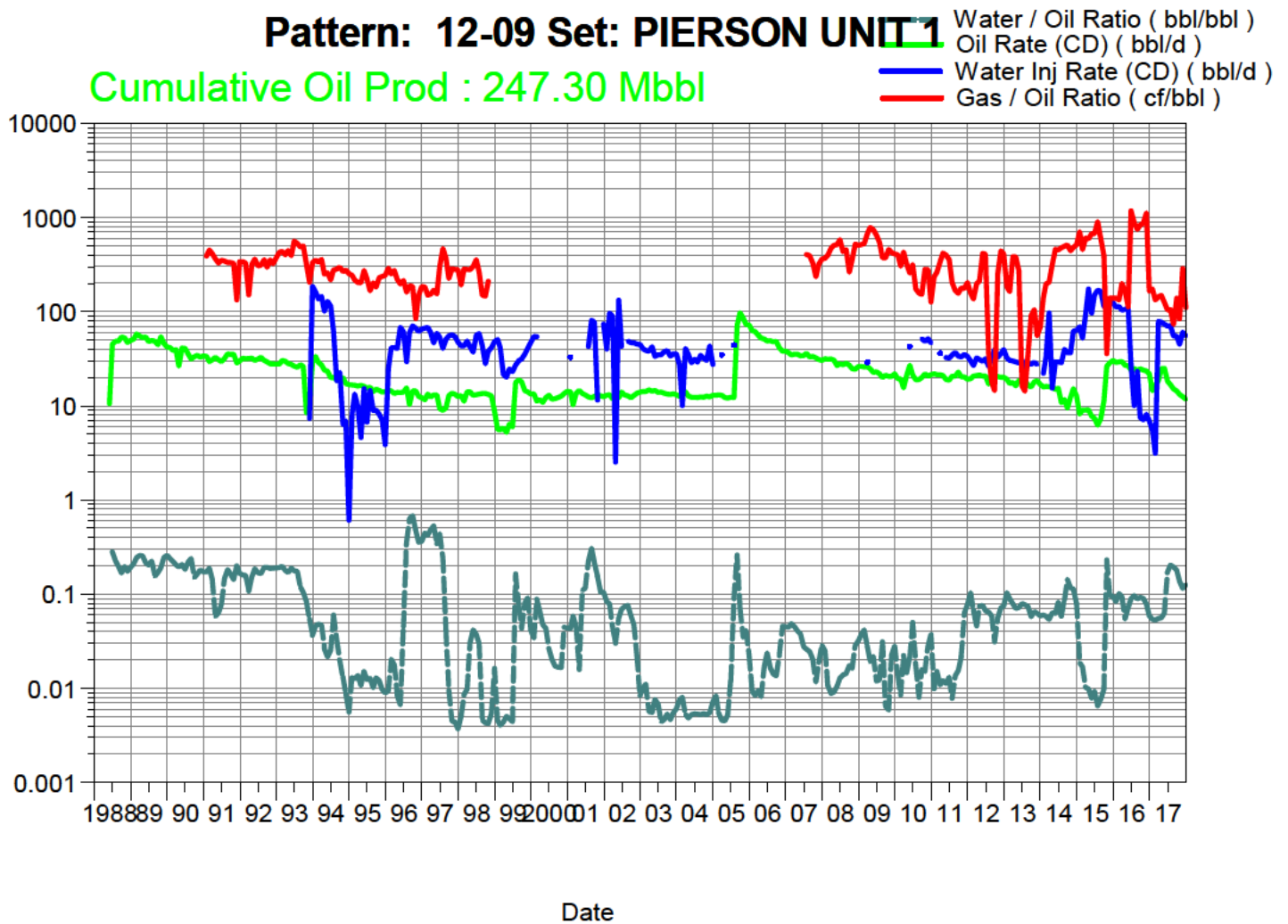
Cumulative Oil Prod : 60.67 Mbbbl



South Pierson Unit 1

Pattern: 12-09 Set: PIERSON UNIT 1

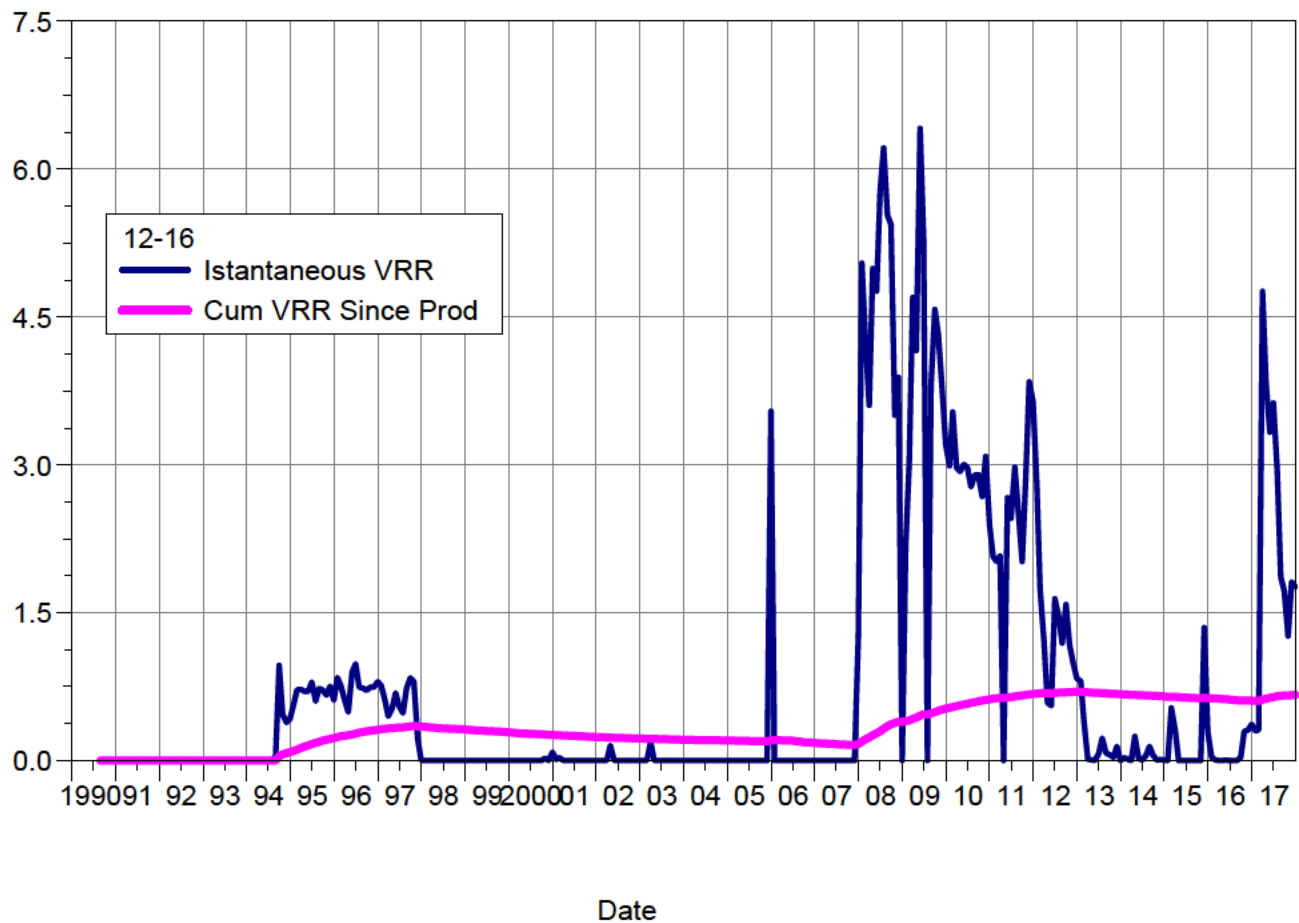
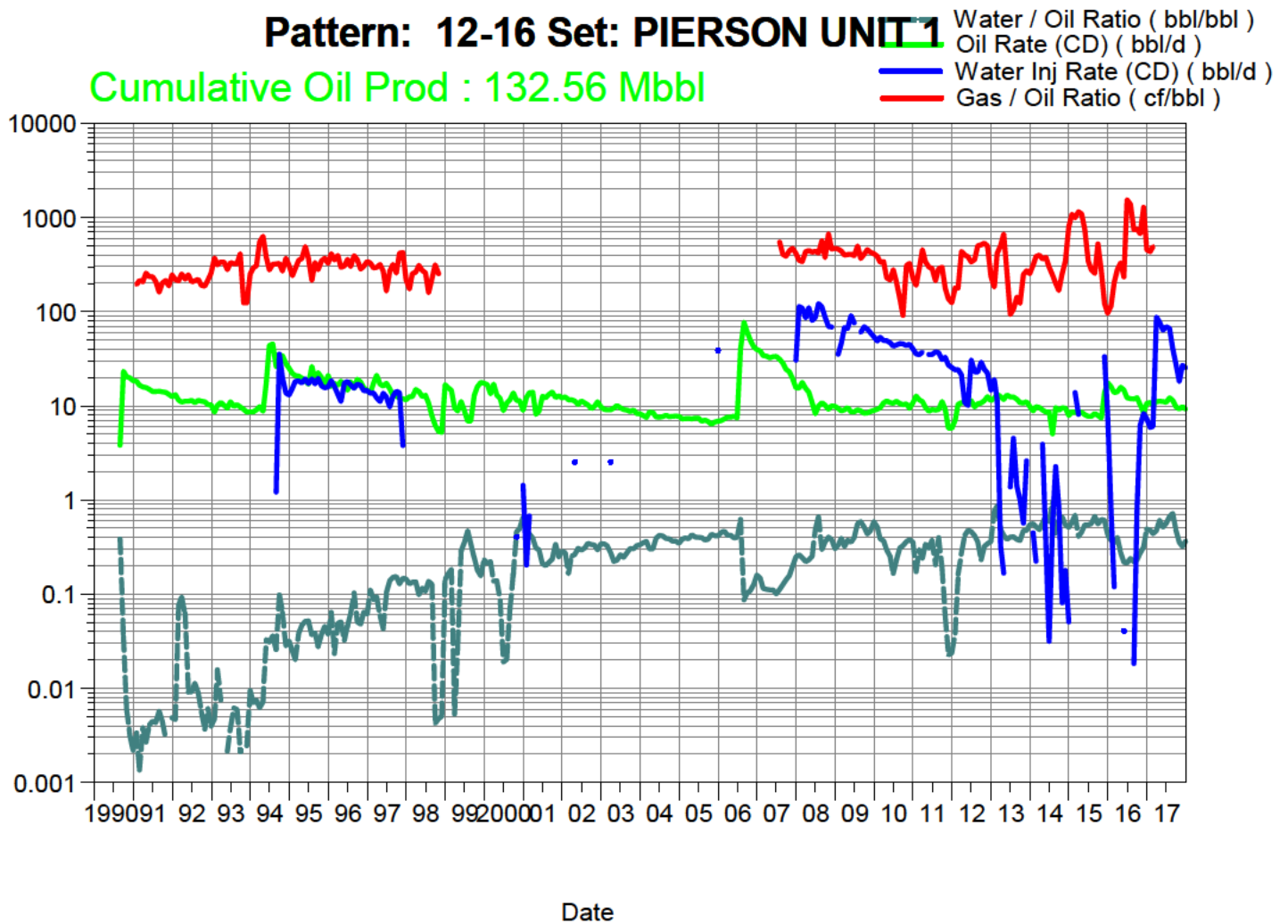
Cumulative Oil Prod : 247.30 Mbbl



South Pierson Unit 1

Pattern: 12-16 Set: PIERSON UNIT 1

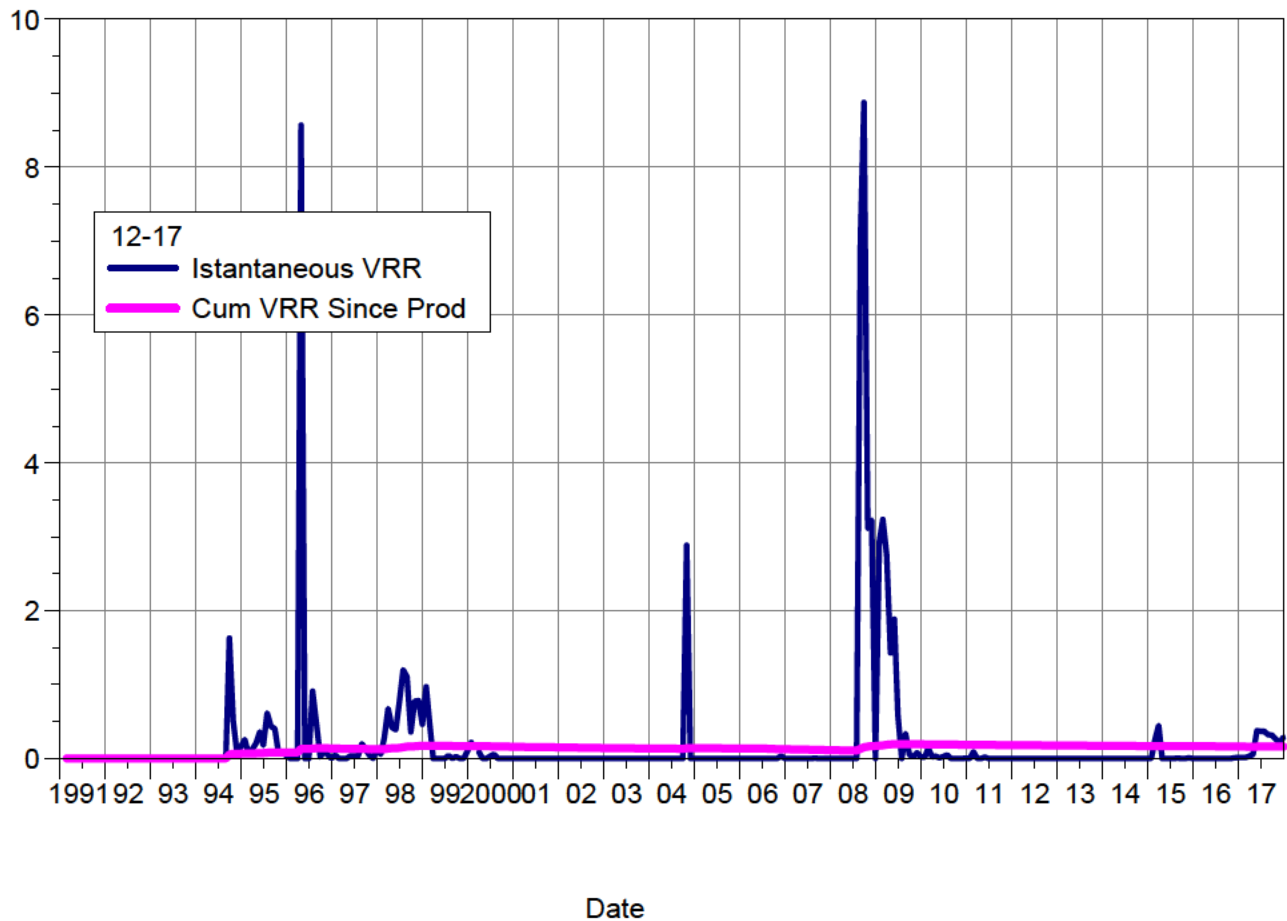
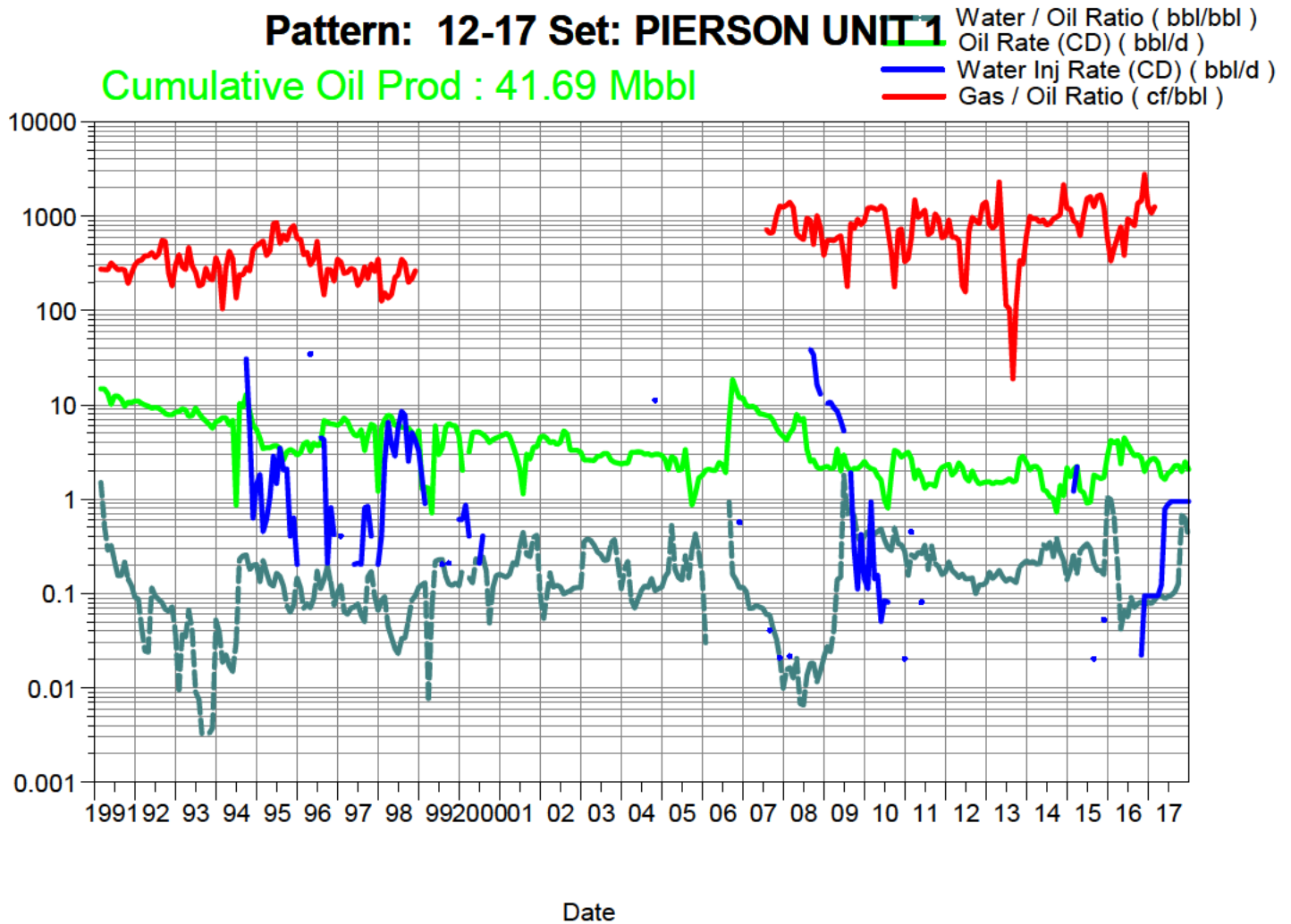
Cumulative Oil Prod : 132.56 Mbbl



South Pierson Unit 1

Pattern: 12-17 Set: PIERSON UNIT 1

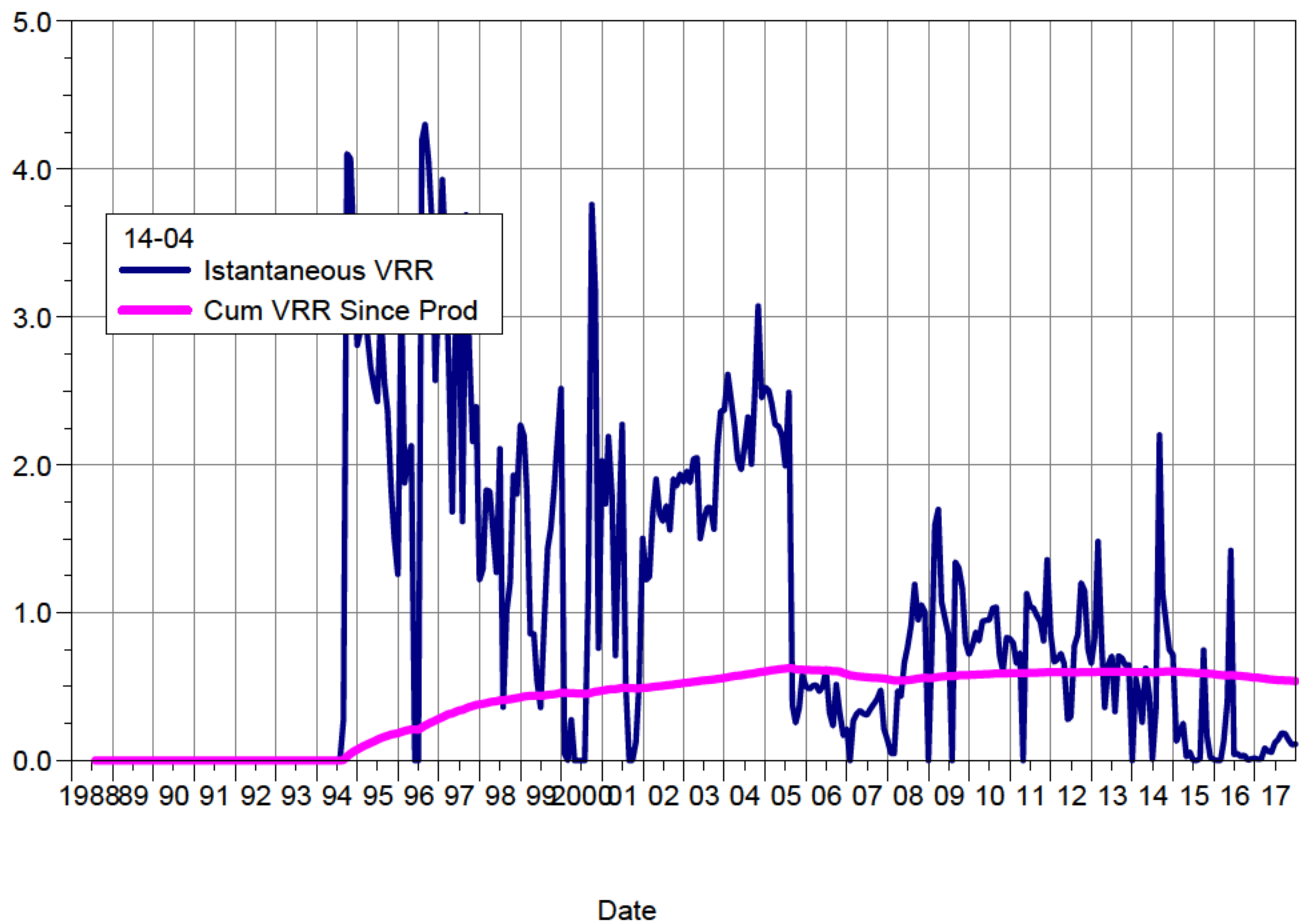
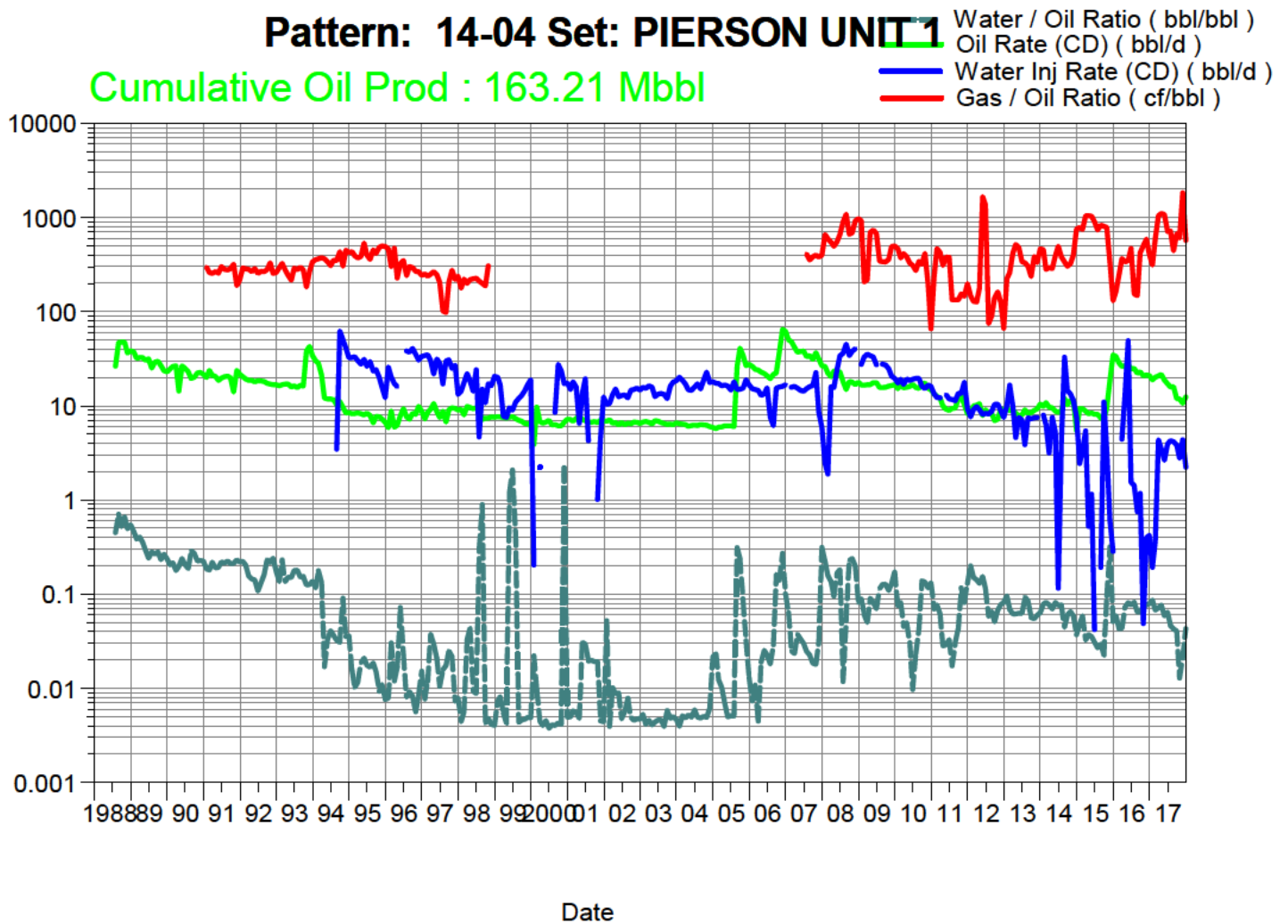
Cumulative Oil Prod : 41.69 Mbbl



South Pierson Unit 1

Pattern: 14-04 Set: PIERSON UNIT 1

Cumulative Oil Prod : 163.21 Mbbl

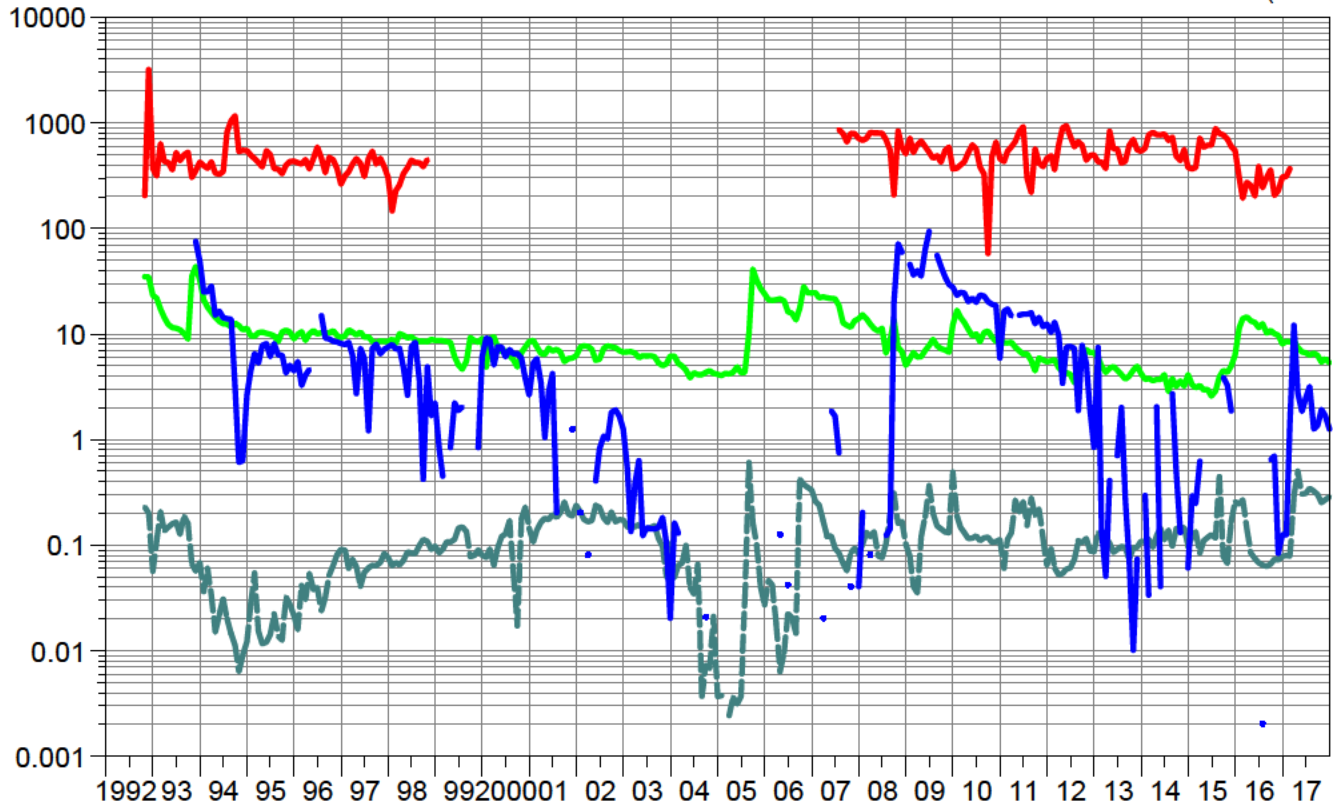


South Pierson Unit 1

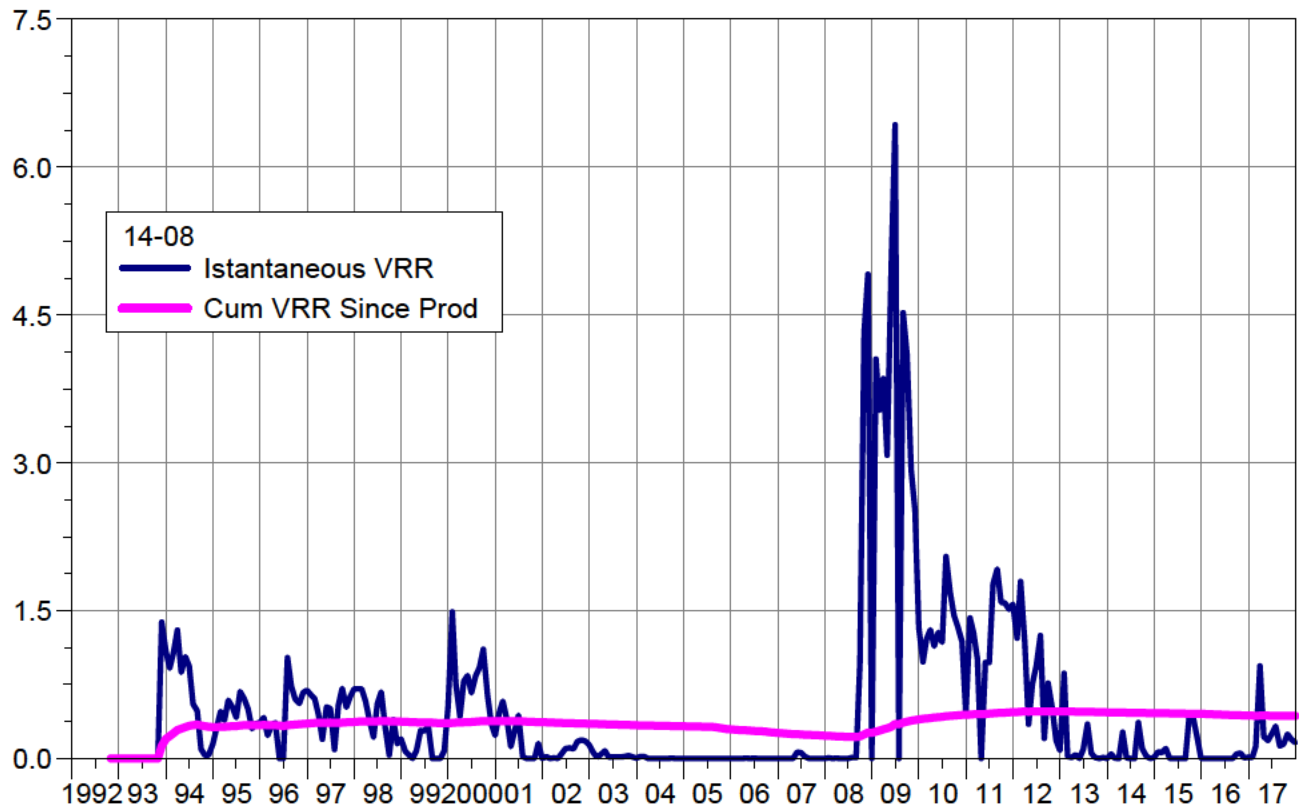
Pattern: 14-08 Set: PIERSON UNIT 1

Cumulative Oil Prod : 87.88 Mbbl

Water / Oil Ratio (bbl/bbl)
Oil Rate (CD) (bbl/d)
Water Inj Rate (CD) (bbl/d)
Gas / Oil Ratio (cf/bbl)



Date



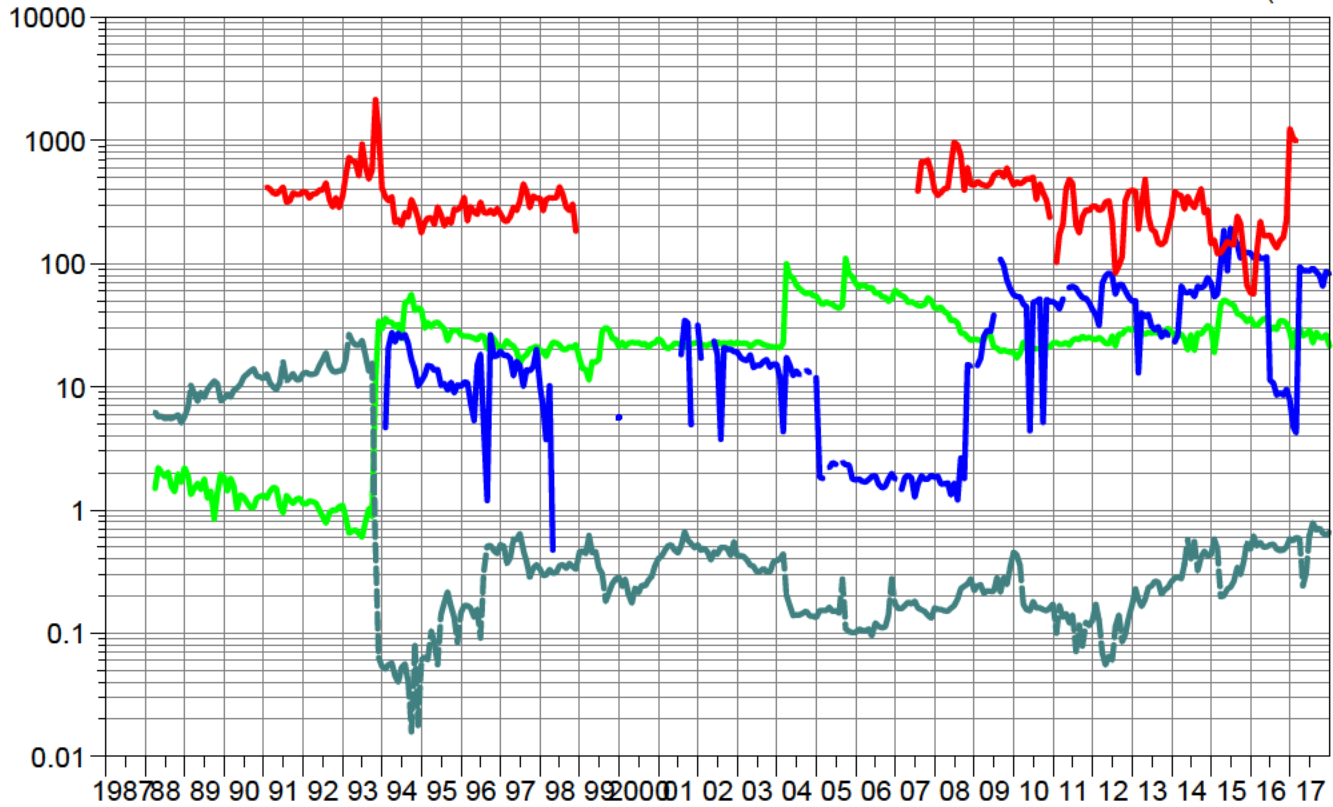
Date

South Pierson Unit 1

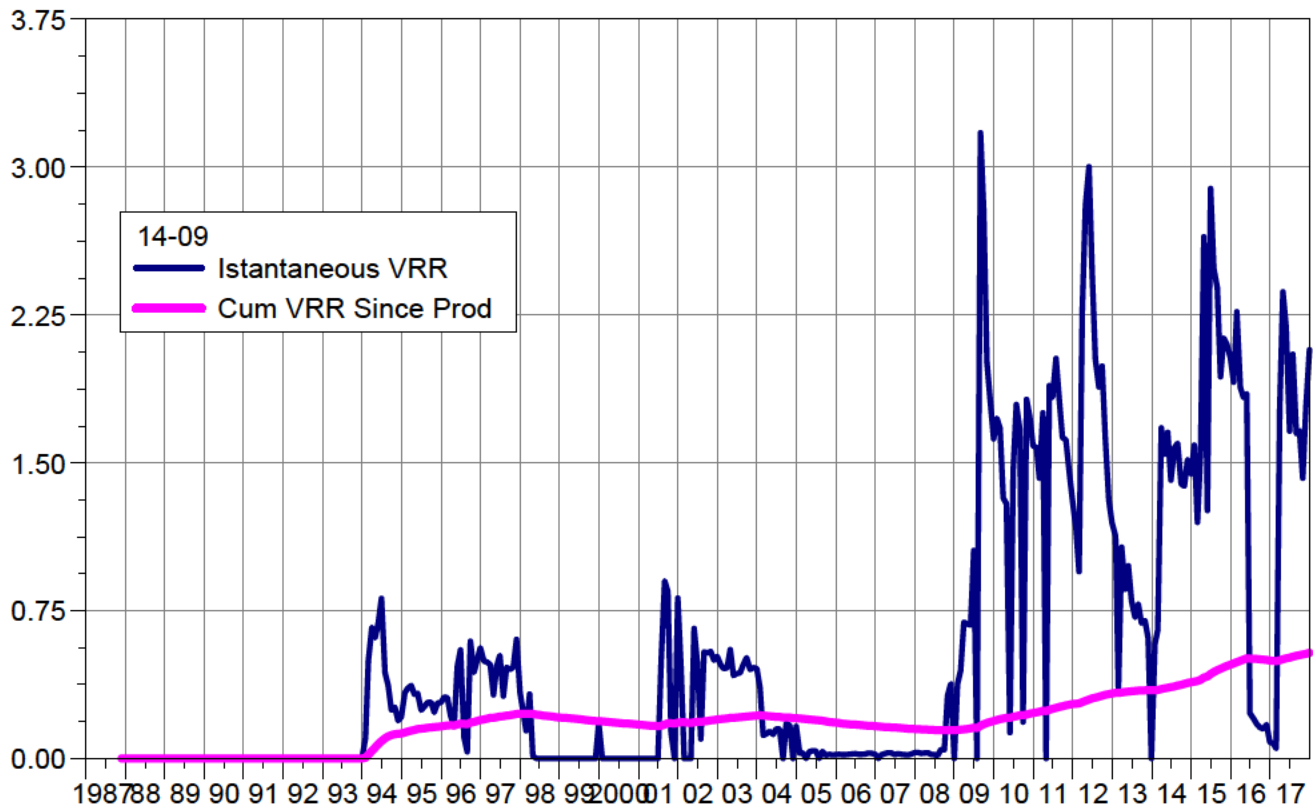
Pattern: 14-09 Set: PIERSON UNIT 1

Cumulative Oil Prod : 277.23 Mbbl

Water / Oil Ratio (bbl/bbl)
Oil Rate (CD) (bbl/d)
Water Inj Rate (CD) (bbl/d)
Gas / Oil Ratio (cf/bbl)



Date

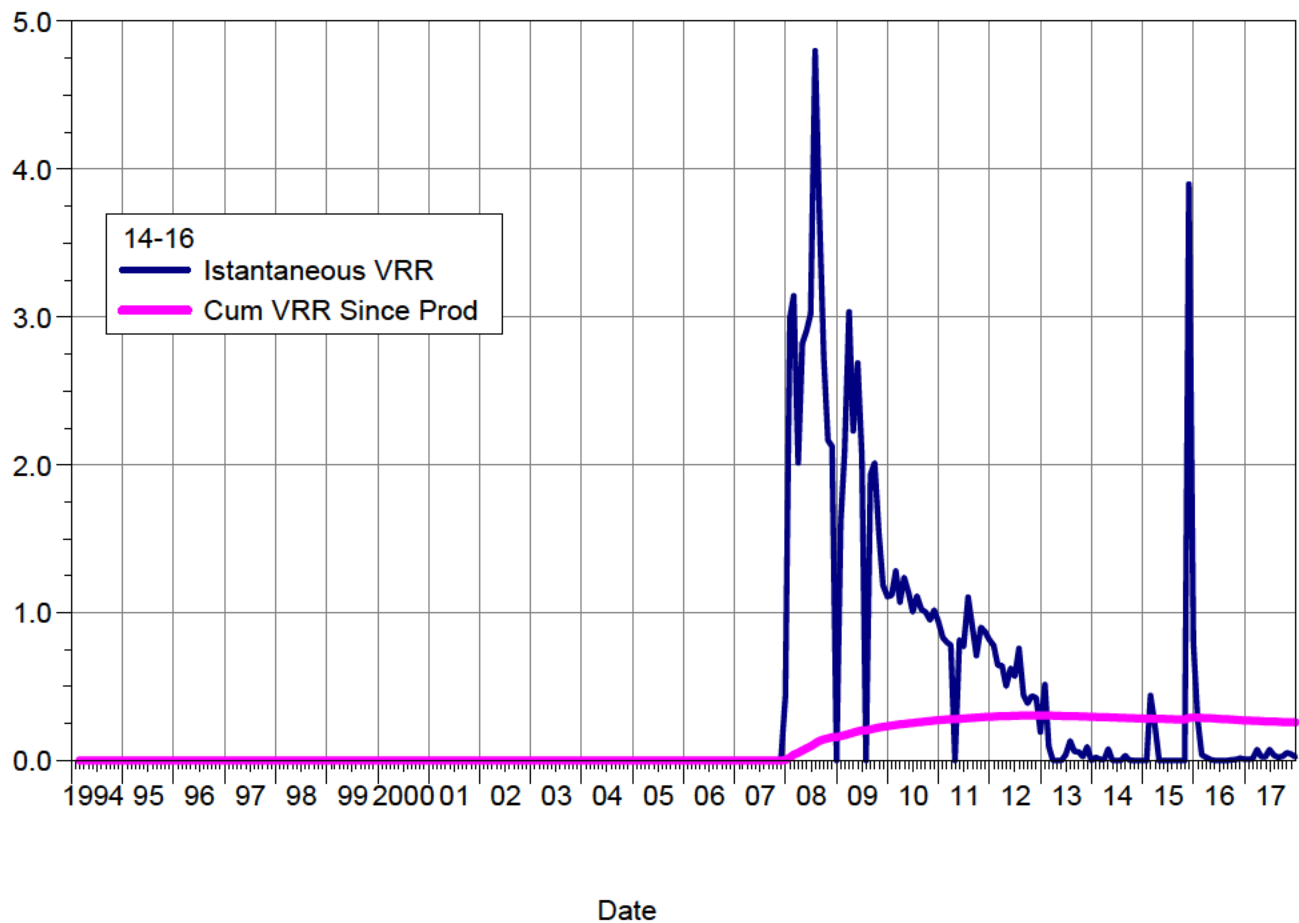
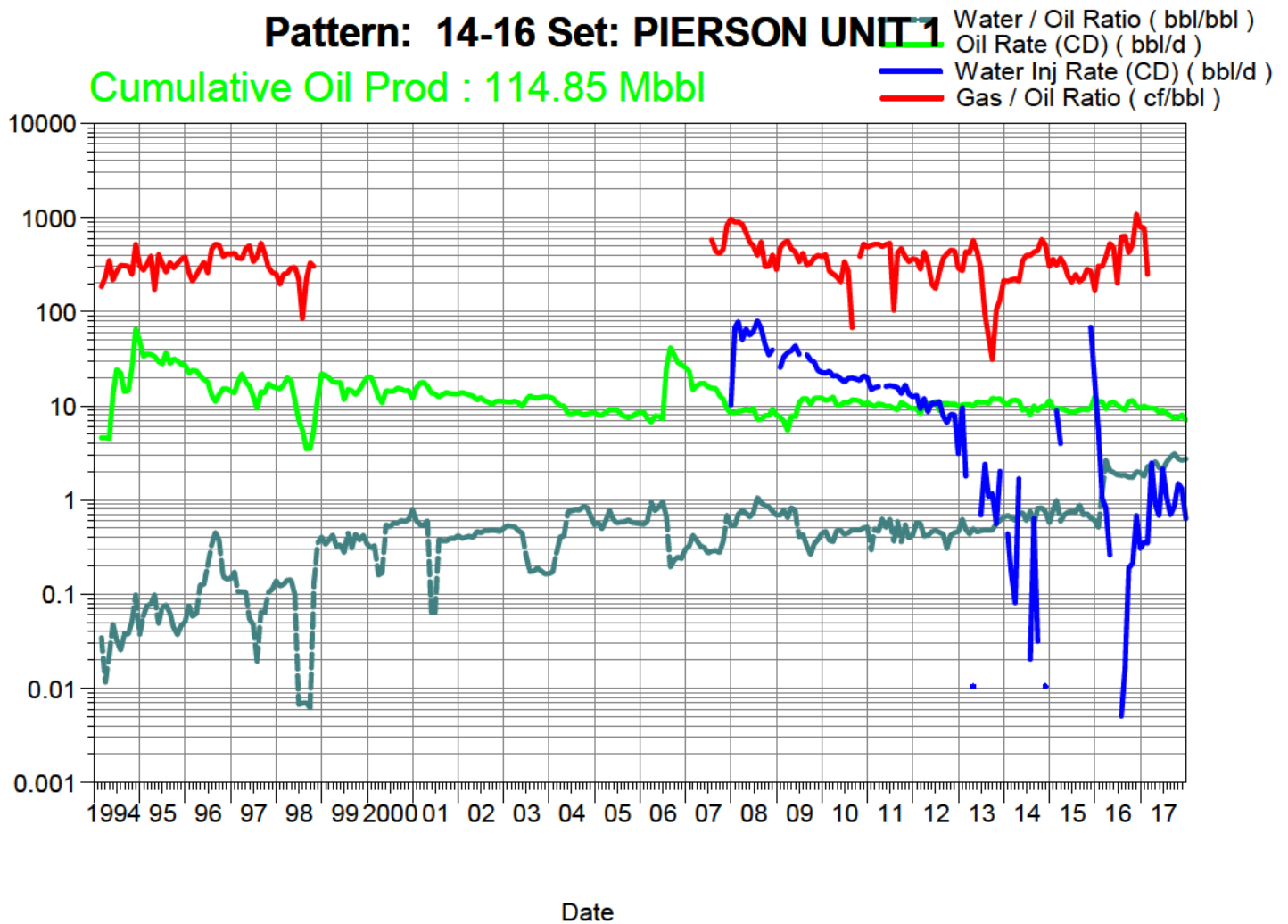


Date

South Pierson Unit 1

Pattern: 14-16 Set: PIERSON UNIT 1

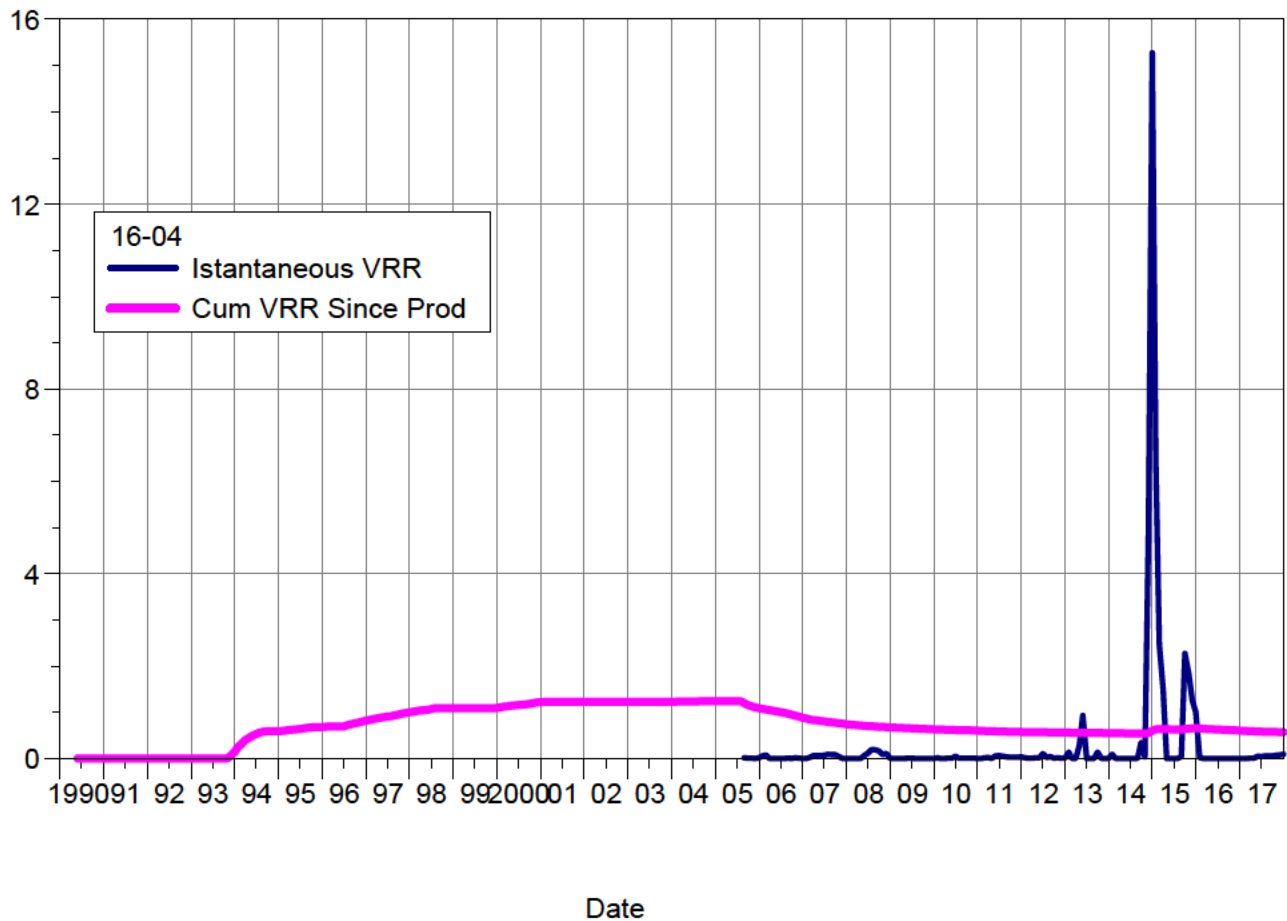
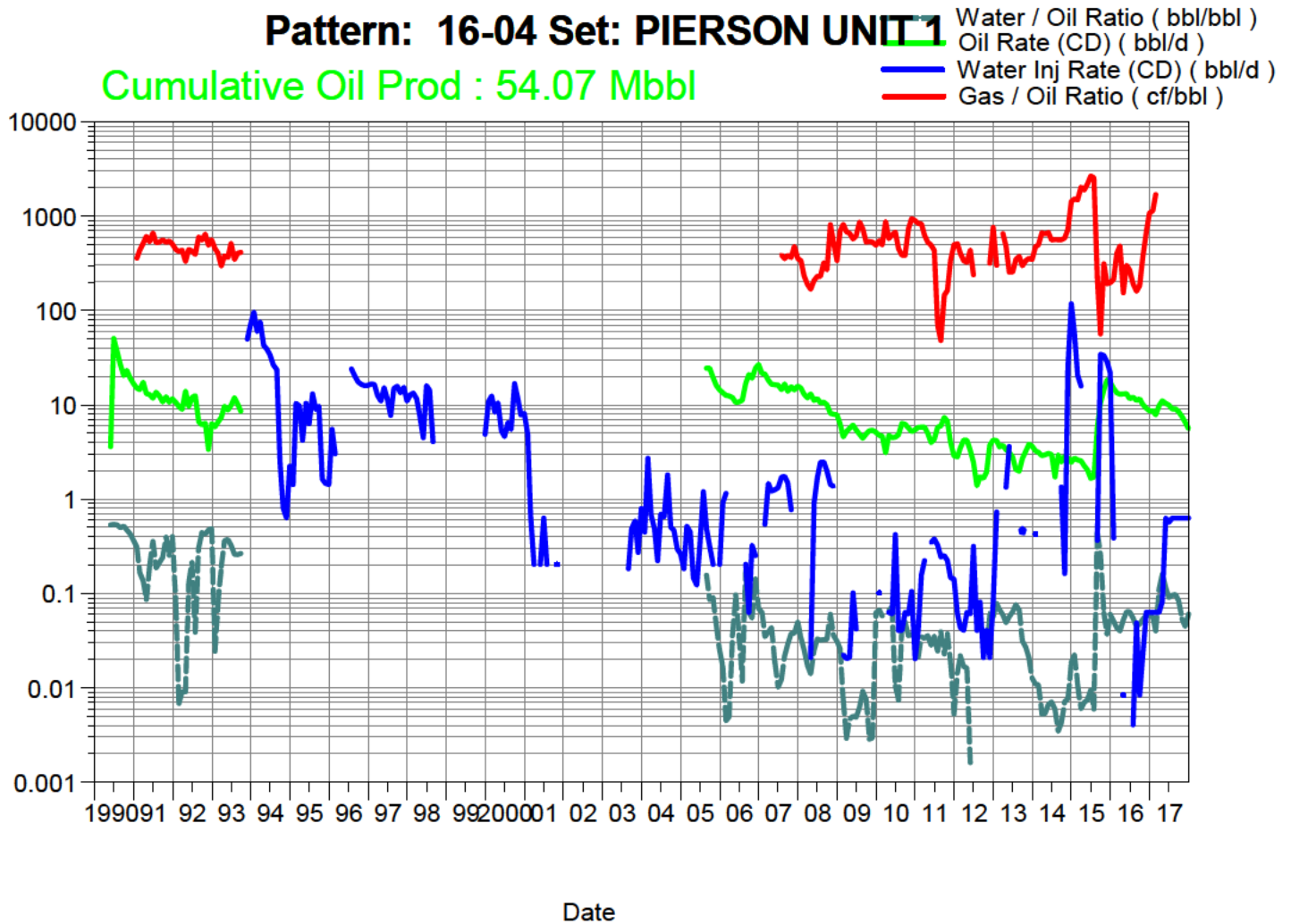
Cumulative Oil Prod : 114.85 Mbbl



South Pierson Unit 1

Pattern: 16-04 Set: PIERSON UNIT 1

Cumulative Oil Prod : 54.07 Mbbl

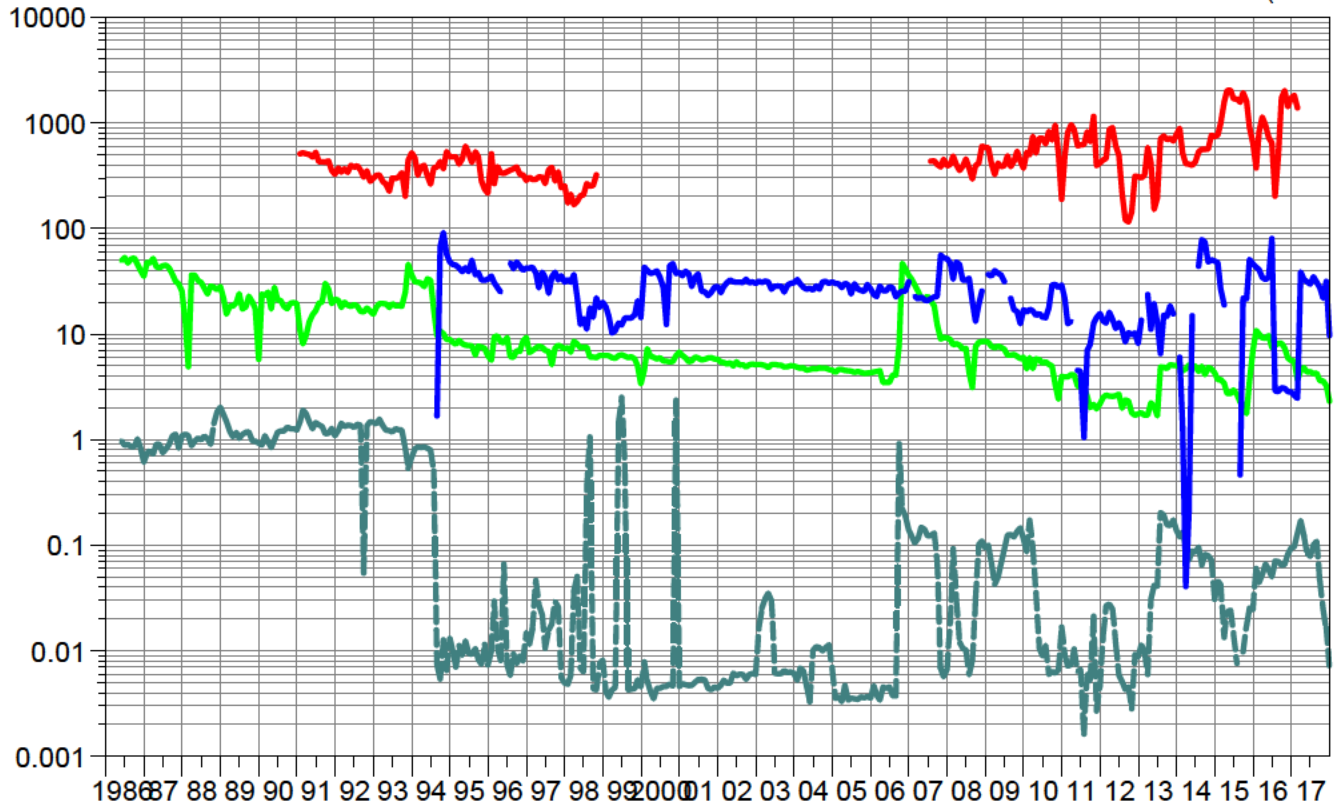


South Pierson Unit 1

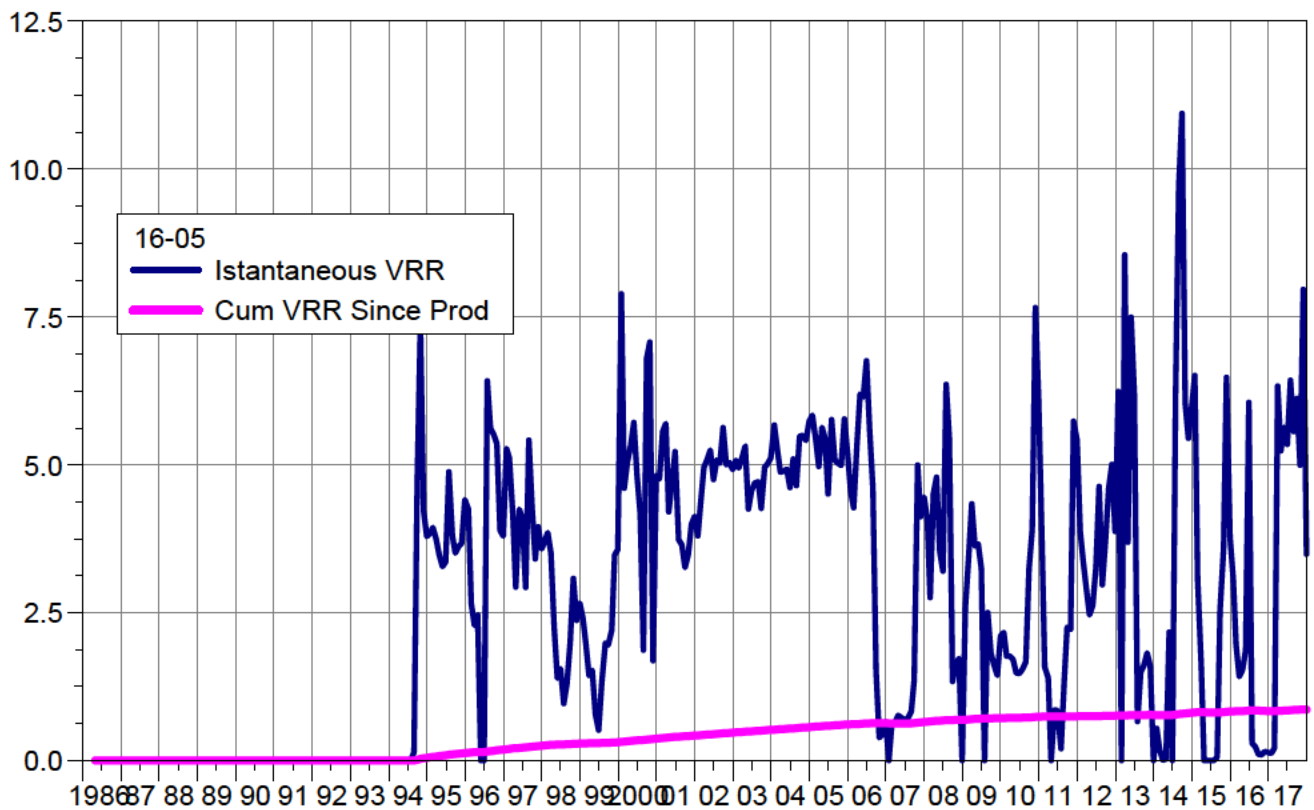
Pattern: 16-05 Set: PIERSON UNIT 1

Cumulative Oil Prod : 132.75 Mbbl

Water / Oil Ratio (bbl/bbl)
Oil Rate (CD) (bbl/d)
Water Inj Rate (CD) (bbl/d)
Gas / Oil Ratio (cf/bbl)



Date

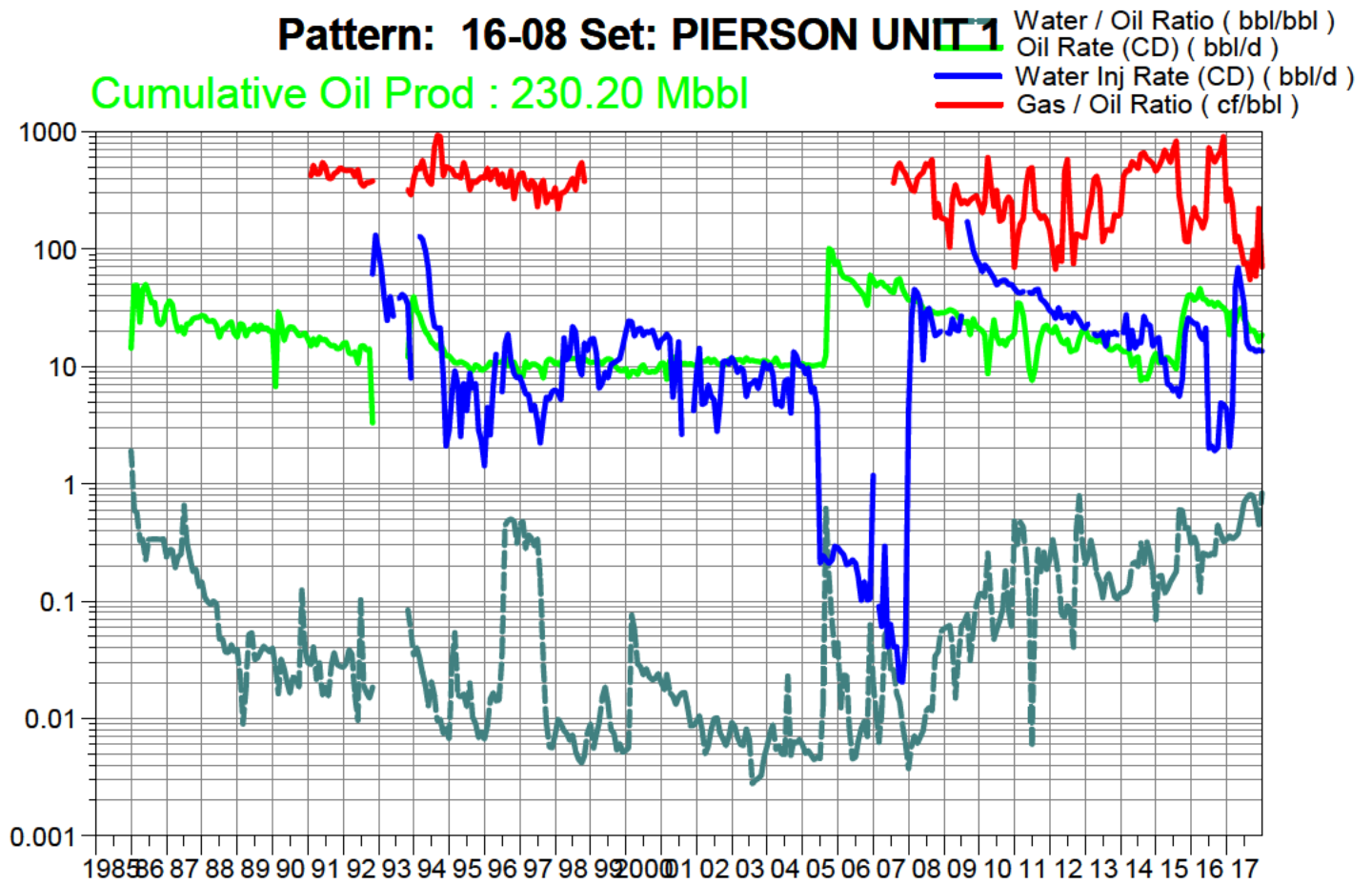


Date

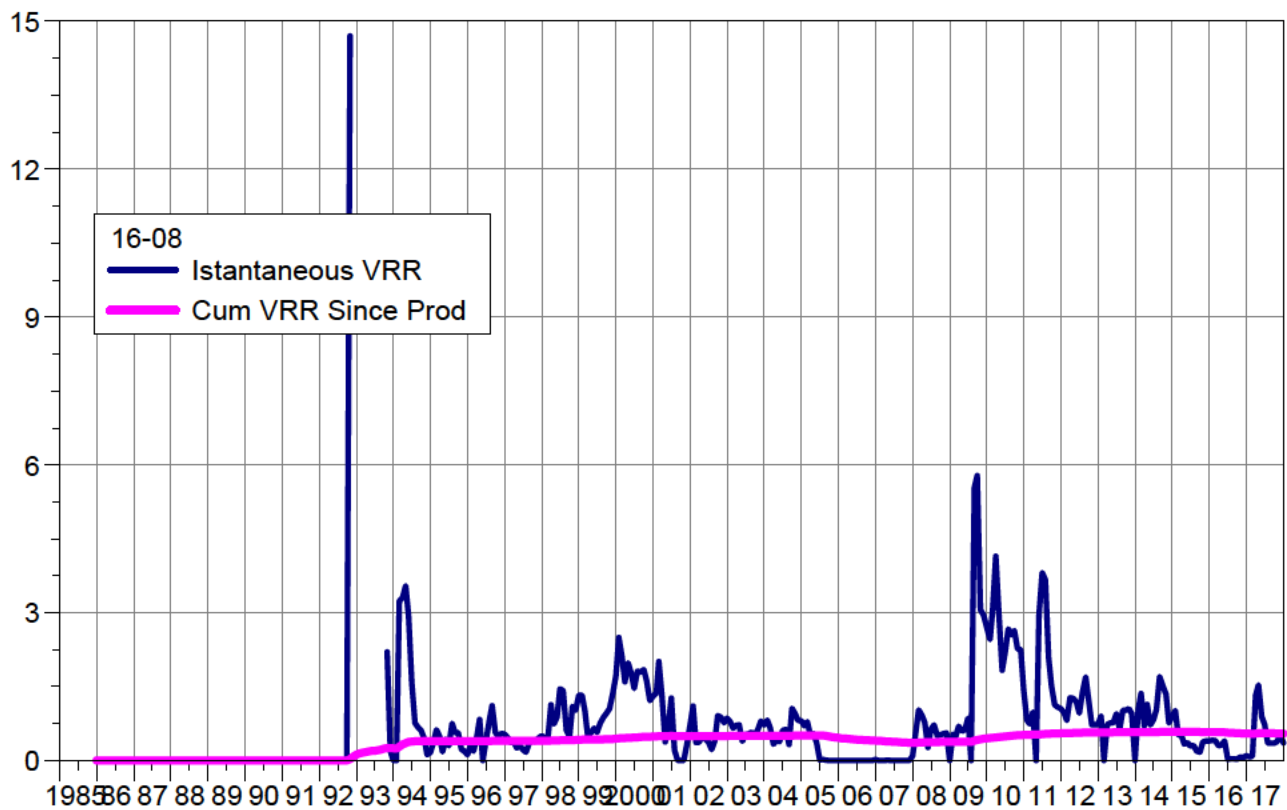
South Pierson Unit 1

Pattern: 16-08 Set: PIERSON UNIT 1

Cumulative Oil Prod : 230.20 Mbbl



Date



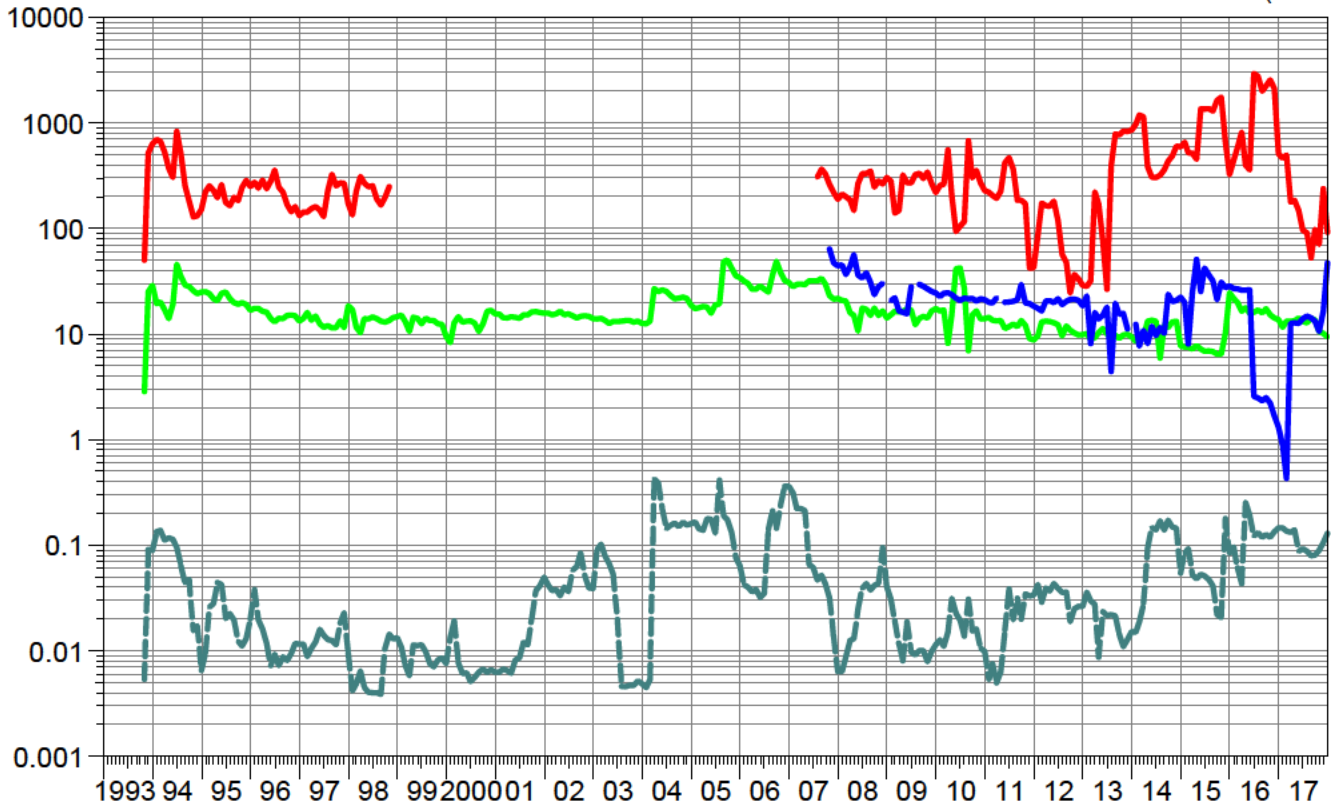
Date

South Pierson Unit 1

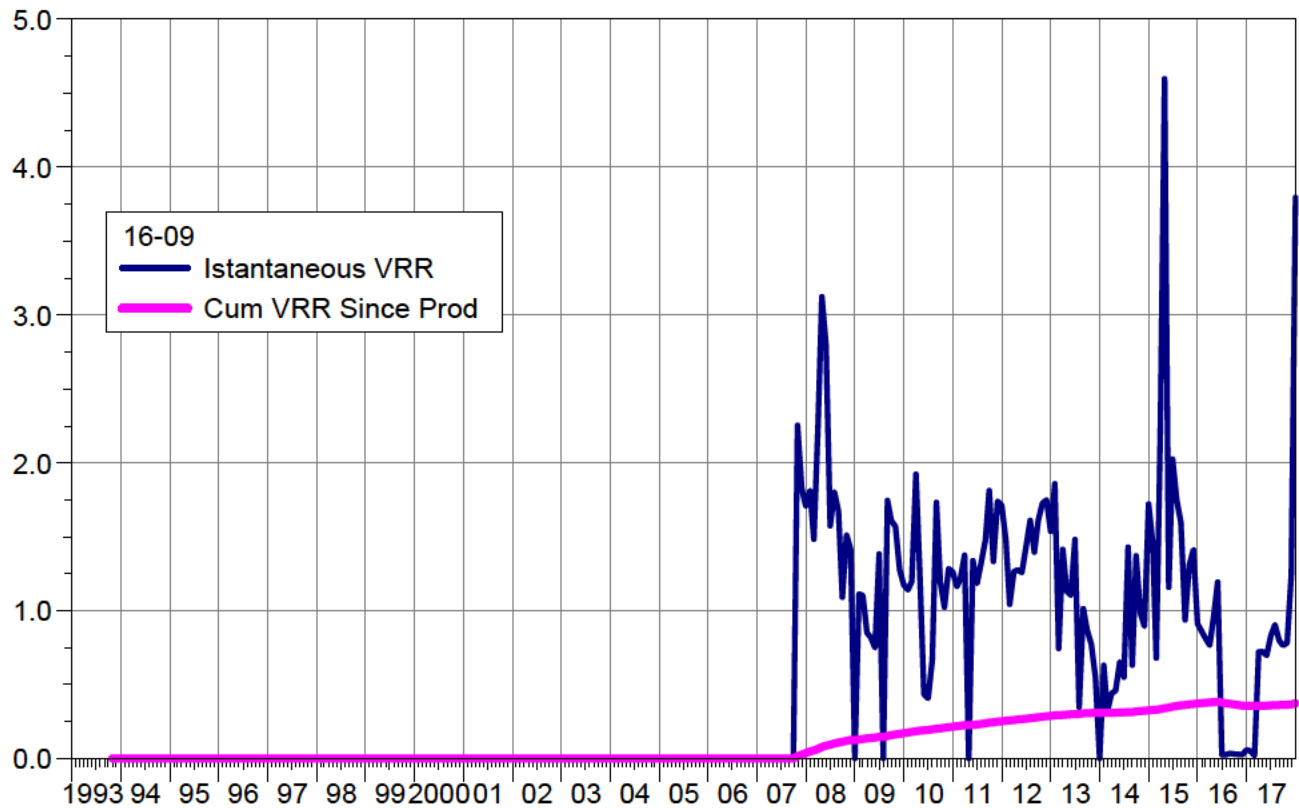
Pattern: 16-09 Set: PIERSON UNIT 1

Cumulative Oil Prod : 148.15 Mbbl

Water / Oil Ratio (bbl/bbl)
Oil Rate (CD) (bbl/d)
Water Inj Rate (CD) (bbl/d)
Gas / Oil Ratio (cf/bbl)



Date



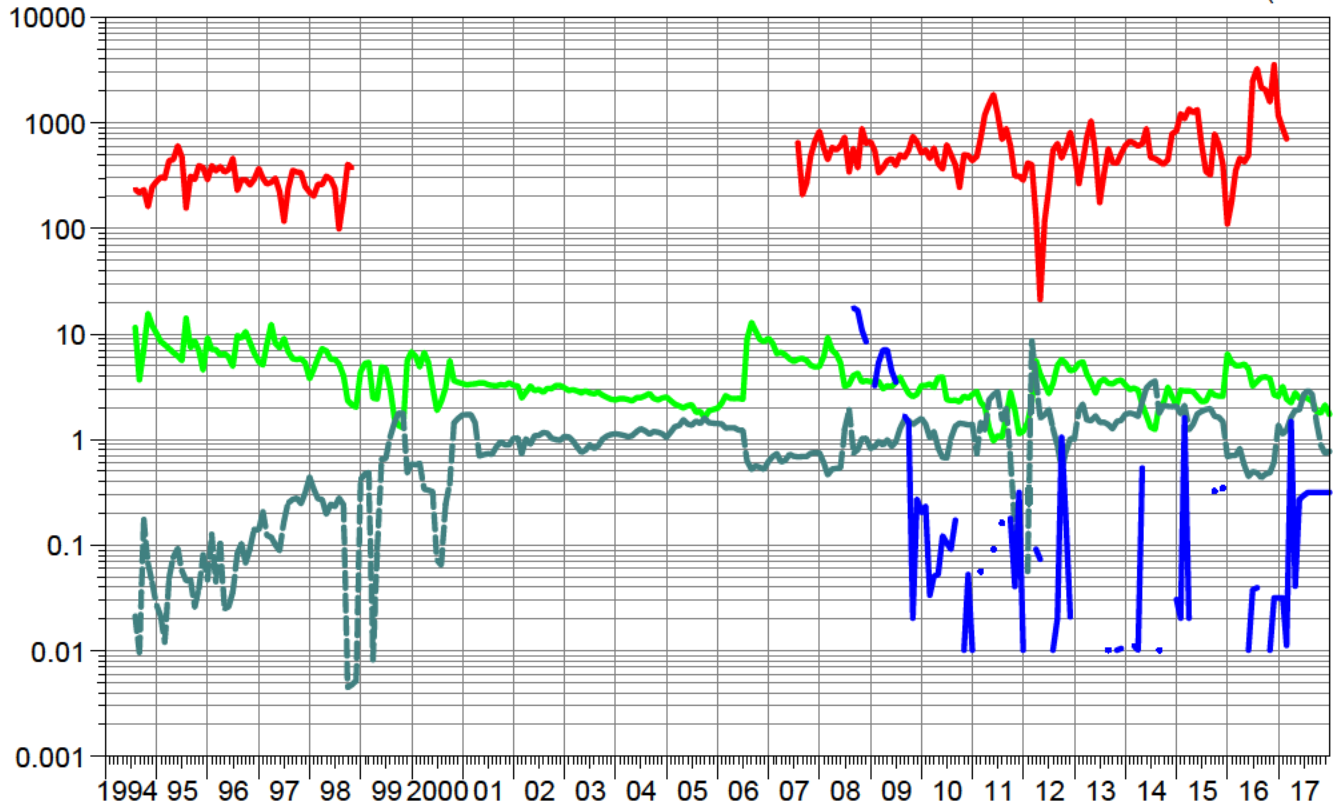
Date

South Pierson Unit 1

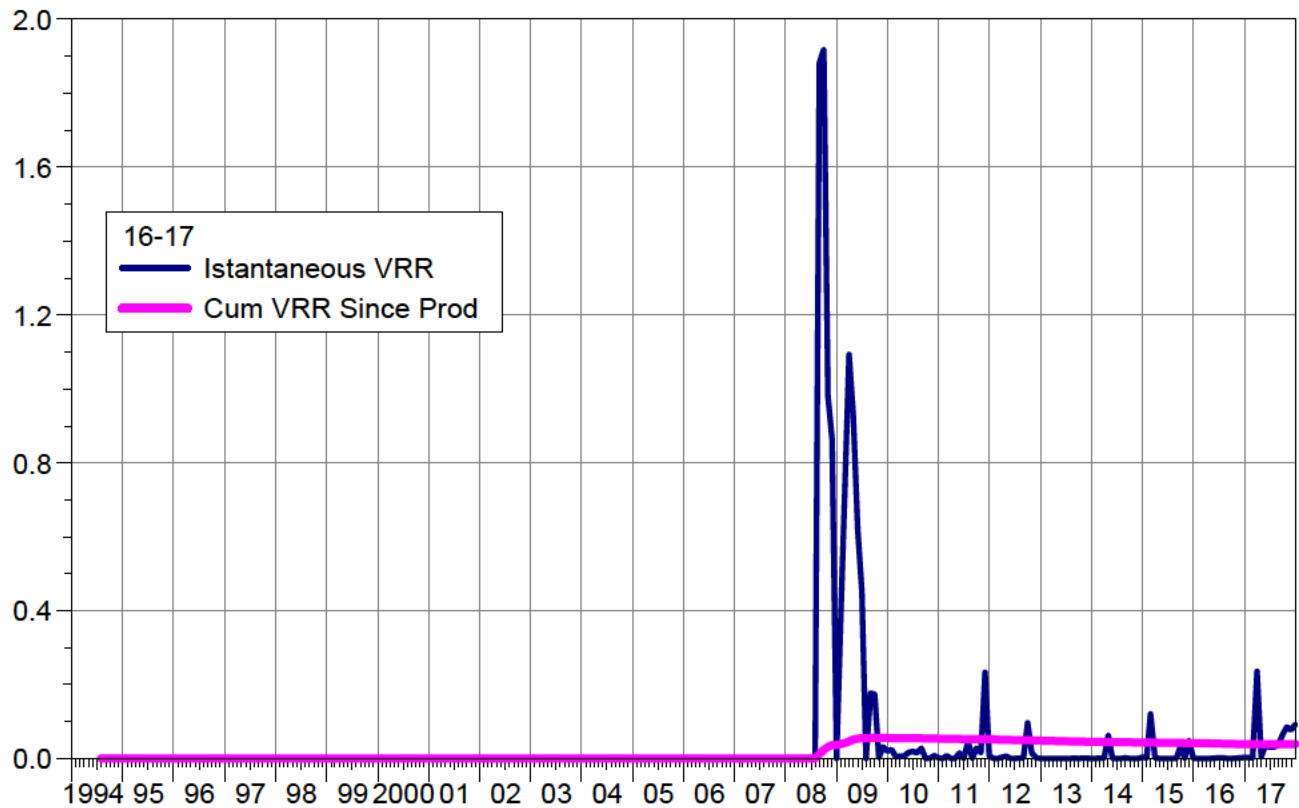
Pattern: 16-17 Set: PIERSON UNIT 1

Cumulative Oil Prod : 35.50 Mbbl

Water / Oil Ratio (bbl/bbl)
Oil Rate (CD) (bbl/d)
Water Inj Rate (CD) (bbl/d)
Gas / Oil Ratio (cf/bbl)



Date

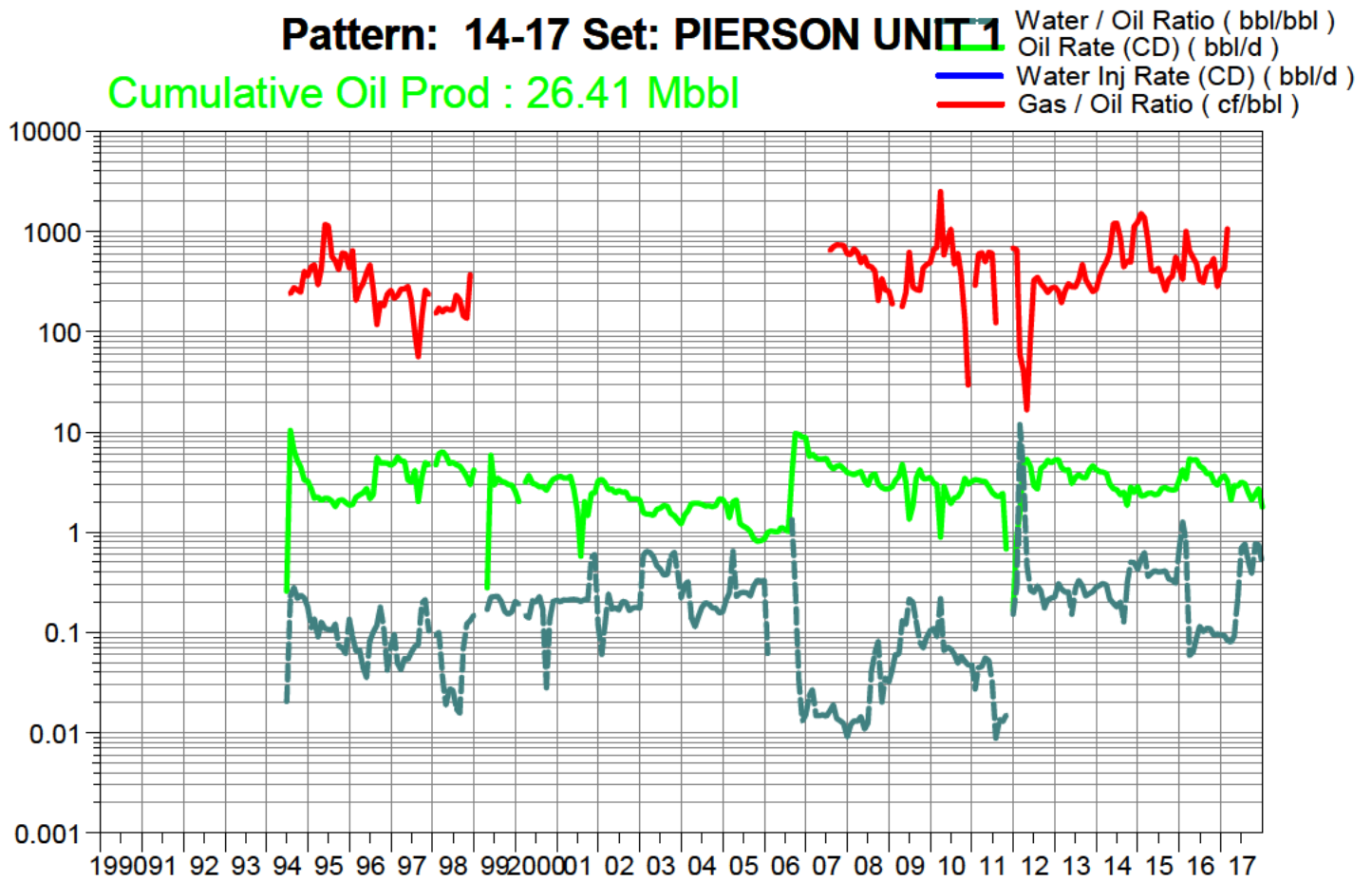


Date

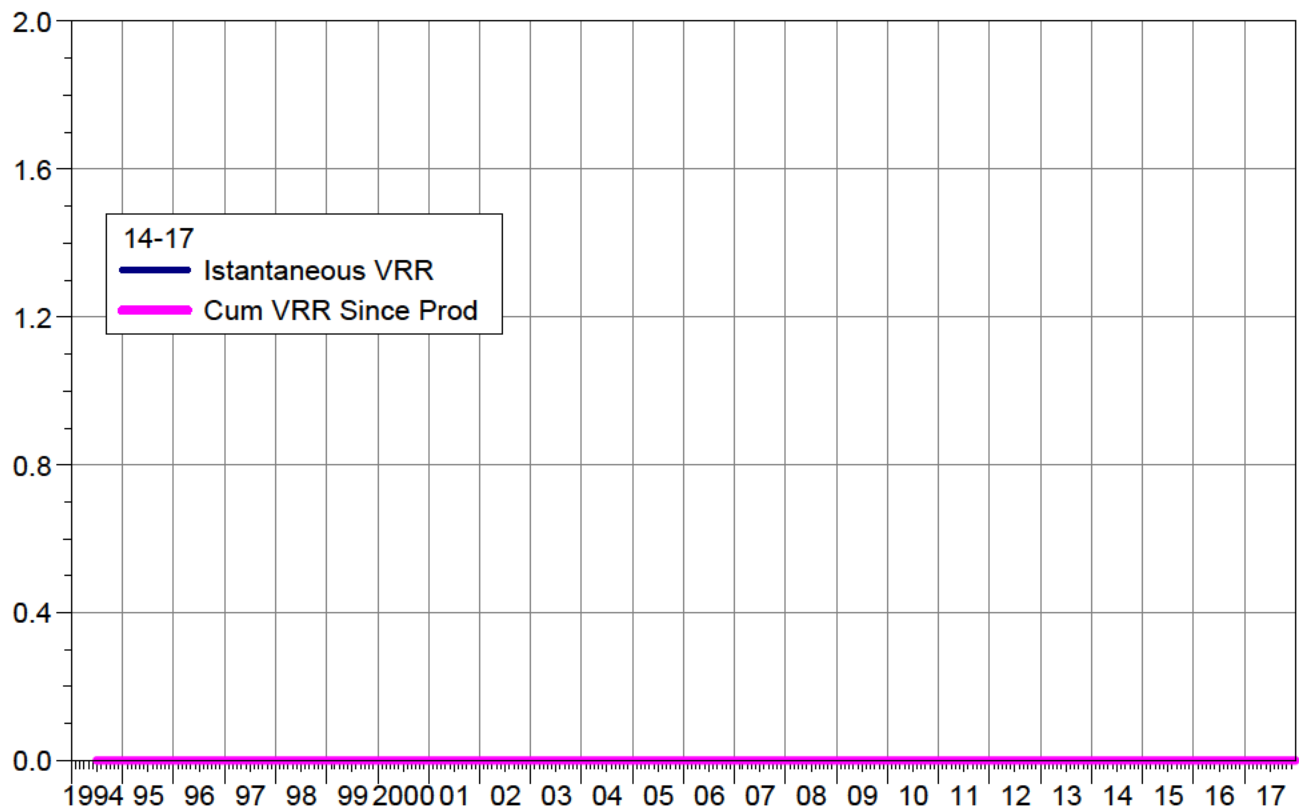
South Pierson Unit 1

Pattern: 14-17 Set: PIERSON UNIT 1

Cumulative Oil Prod : 26.41 Mbbbl



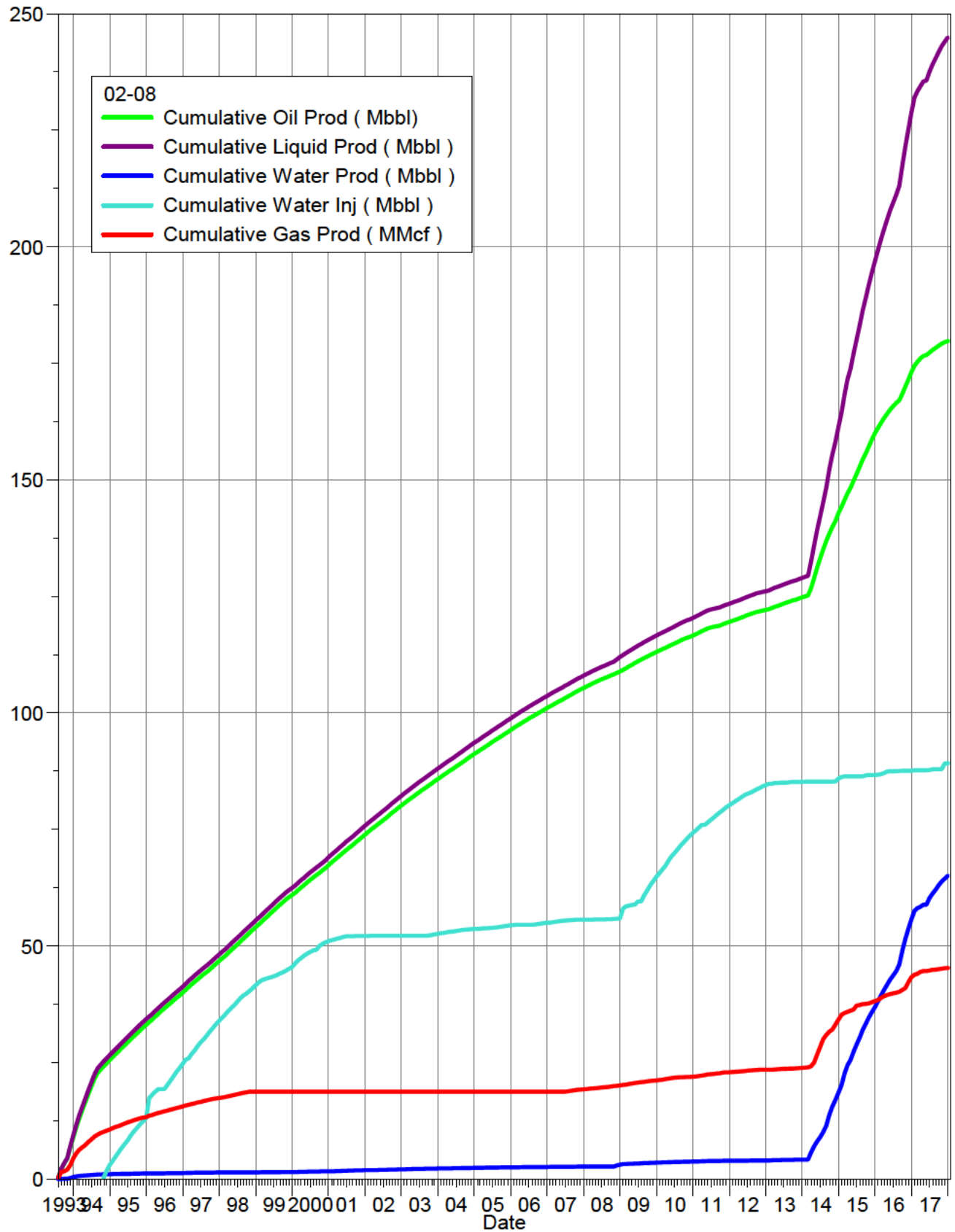
Date



Date

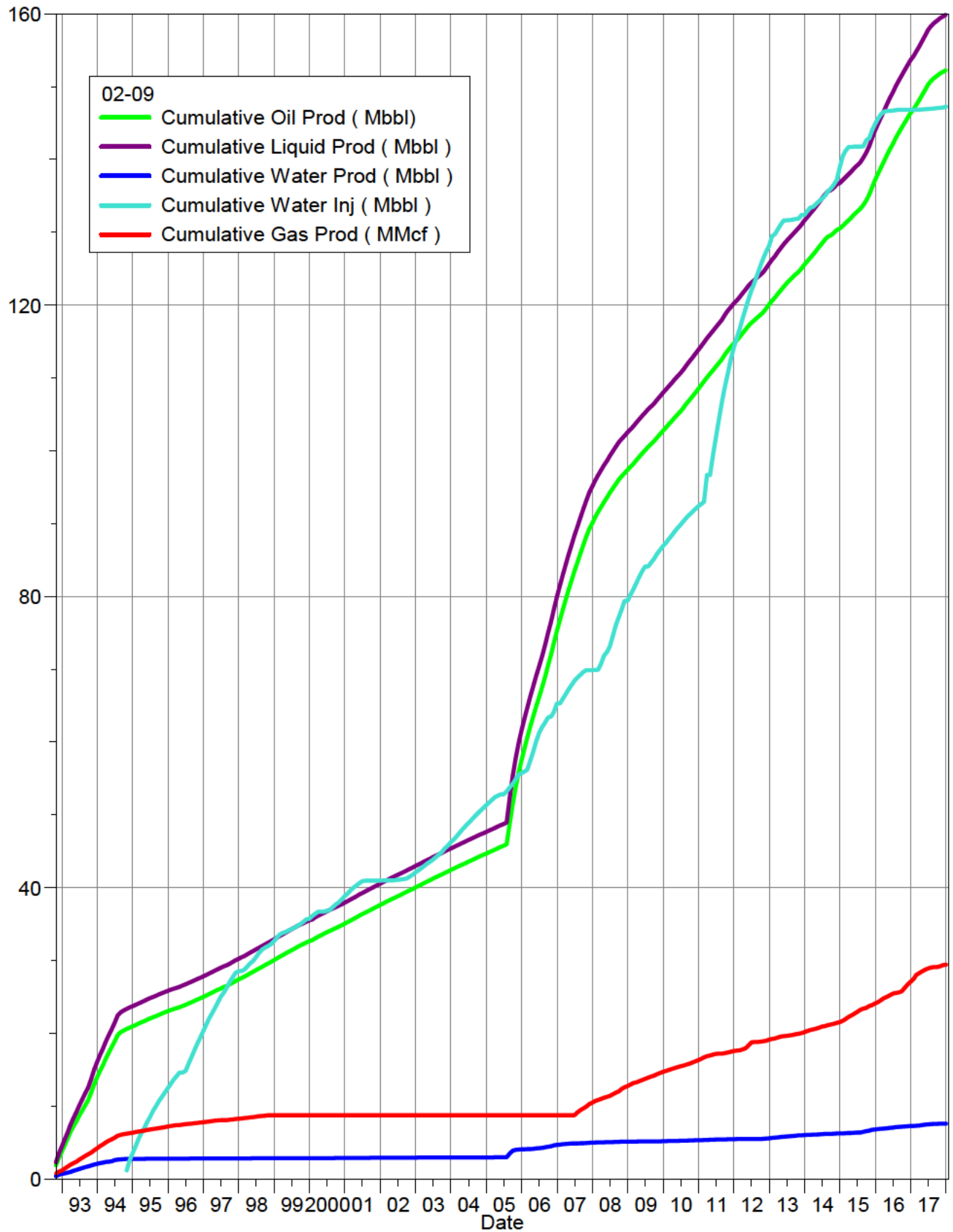
South Pierson Unit 1 Cumulative Production Plot

Pattern: 02-08 Set: PIERSON UNIT 1



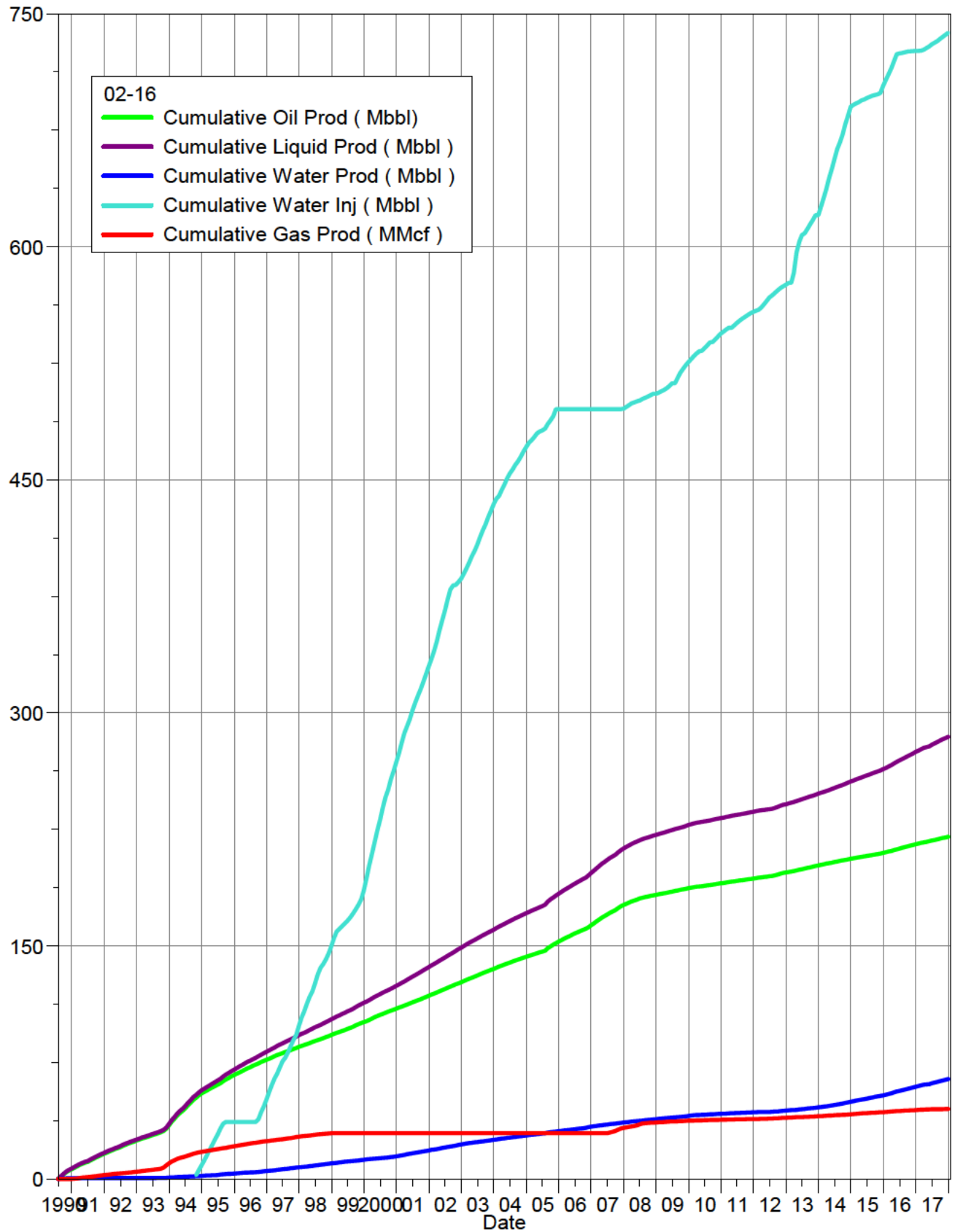
South Pierson Unit 1 Cumulative Production Plot

Pattern: 02-09 Set: PIERSON UNIT 1



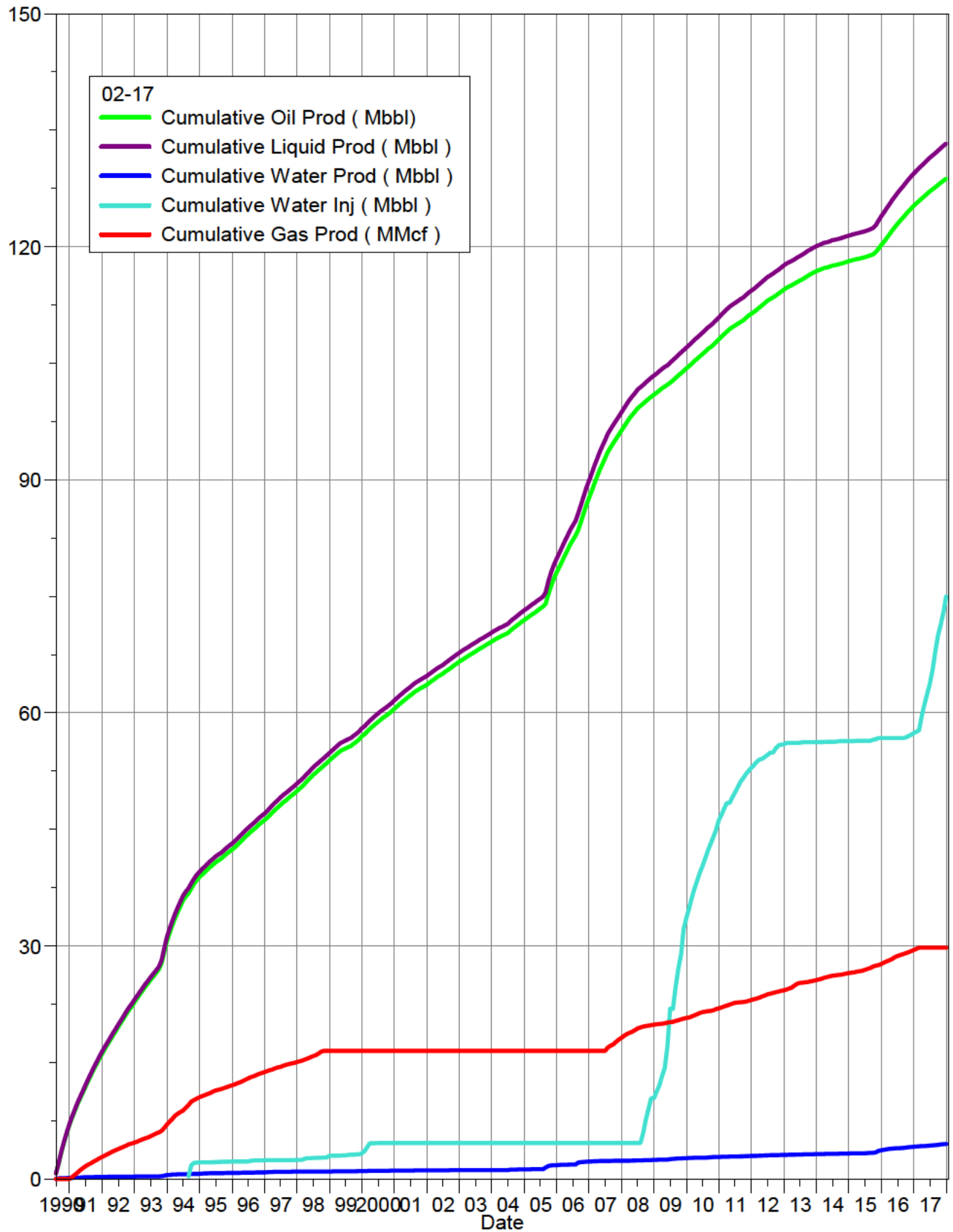
South Pierson Unit 1 Cumulative Production Plot

Pattern: 02-16 Set: PIERSON UNIT 1



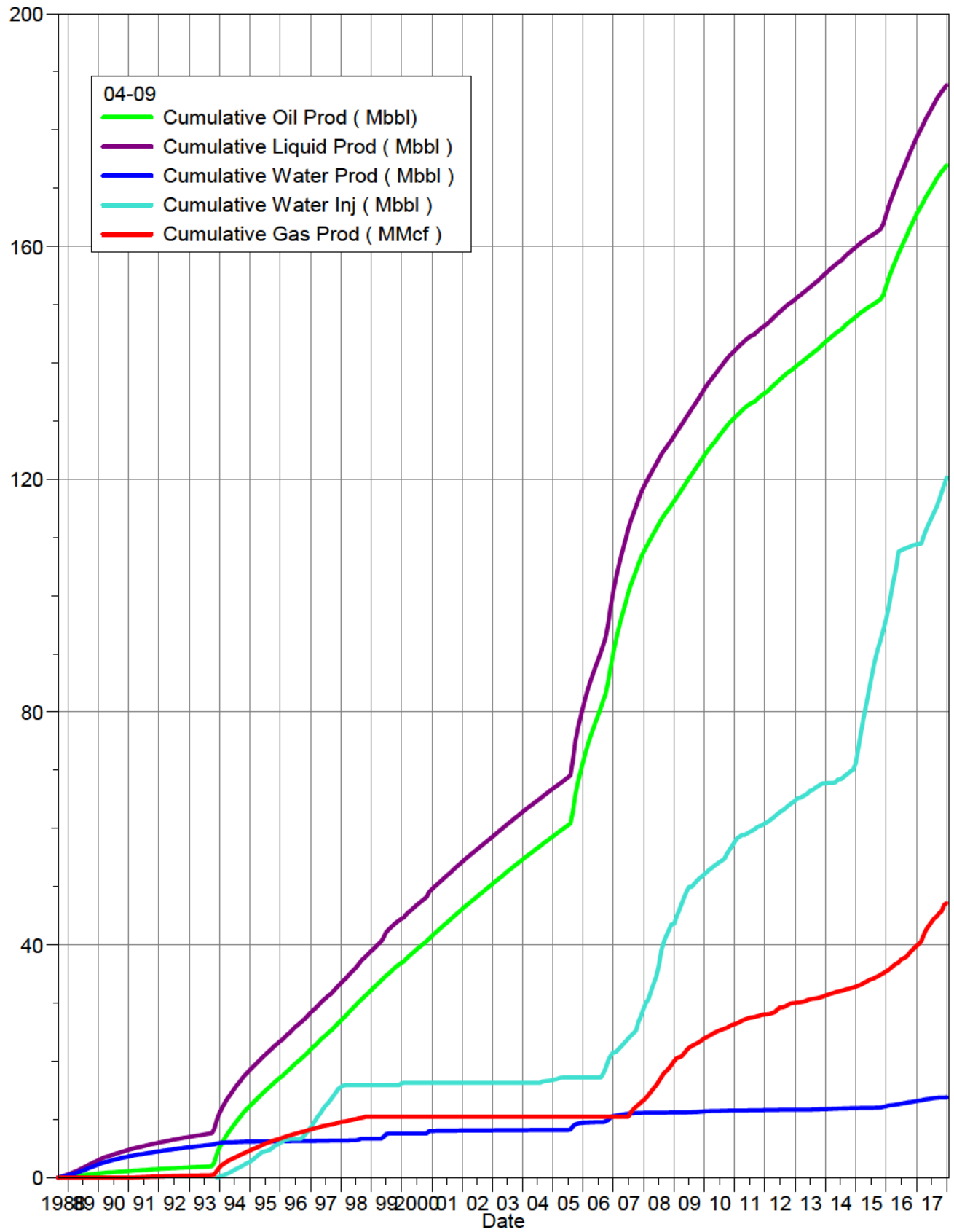
South Pierson Unit 1 Cumulative Production Plot

Pattern: 02-17 Set: PIERSON UNIT 1



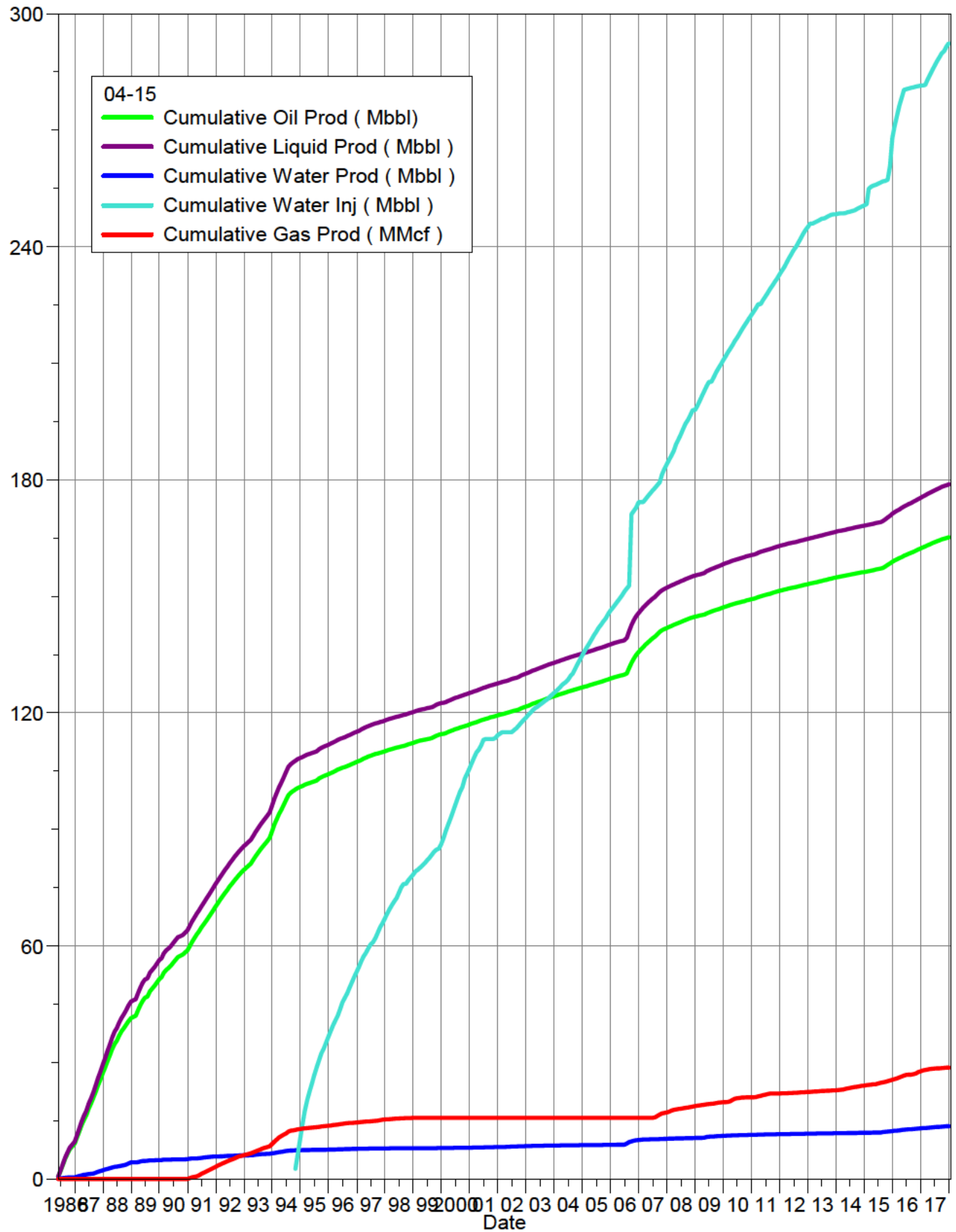
South Pierson Unit 1 Cumulative Production Plot

Pattern: 04-09 Set: PIERSON UNIT 1



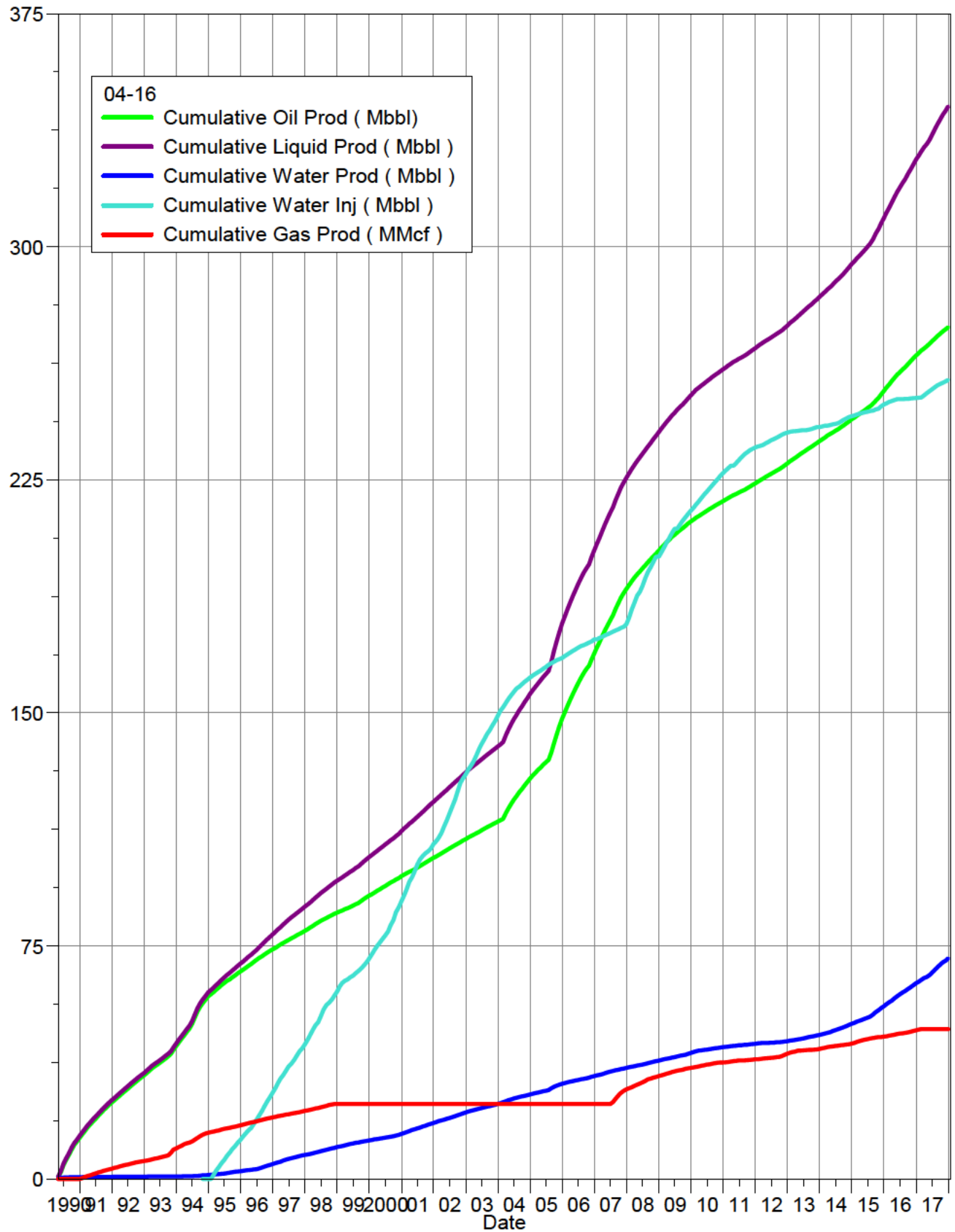
South Pierson Unit 1 Cumulative Production Plot

Pattern: 04-15 Set: PIERSON UNIT 1



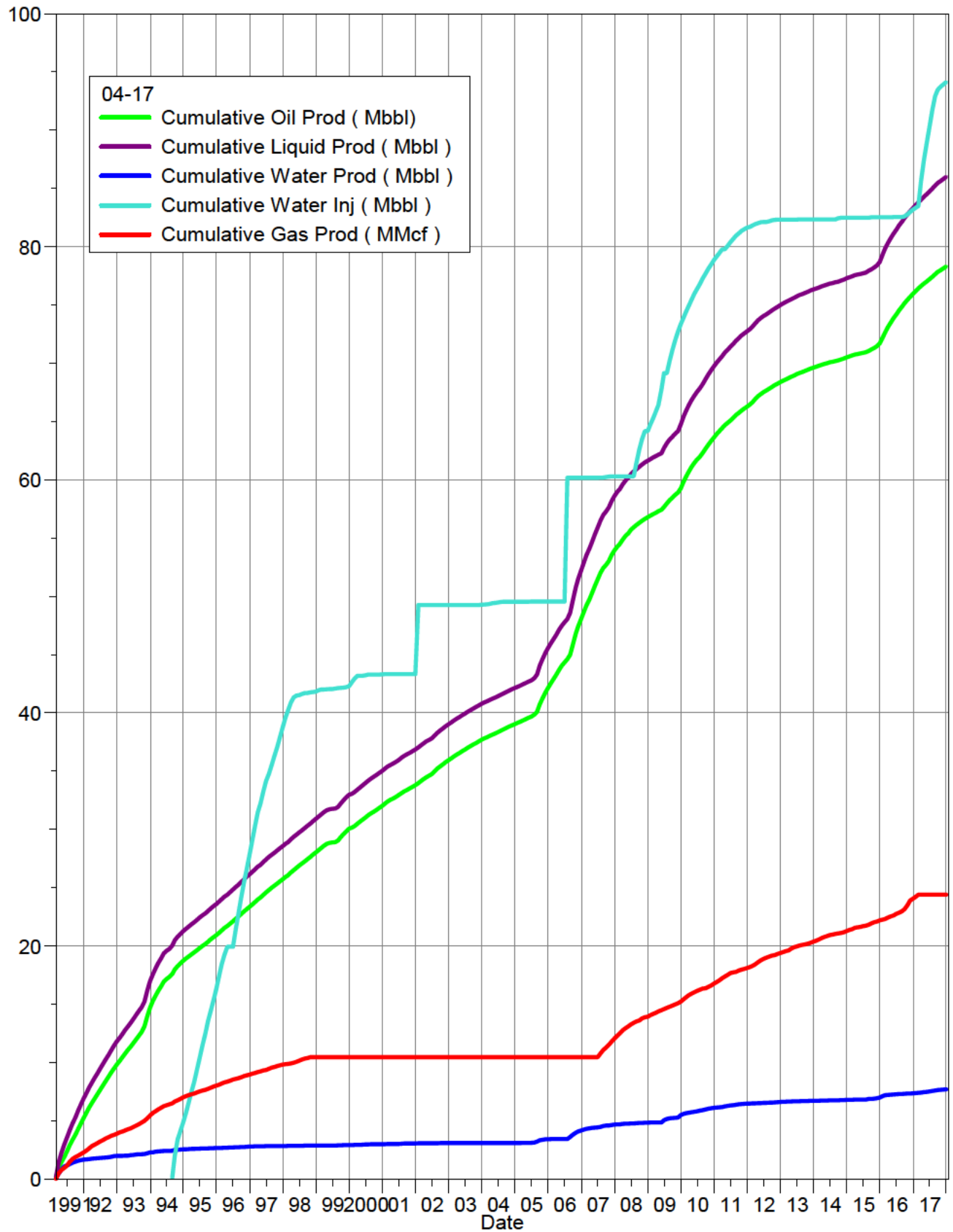
South Pierson Unit 1 Cumulative Production Plot

Pattern: 04-16 Set: PIERSON UNIT 1



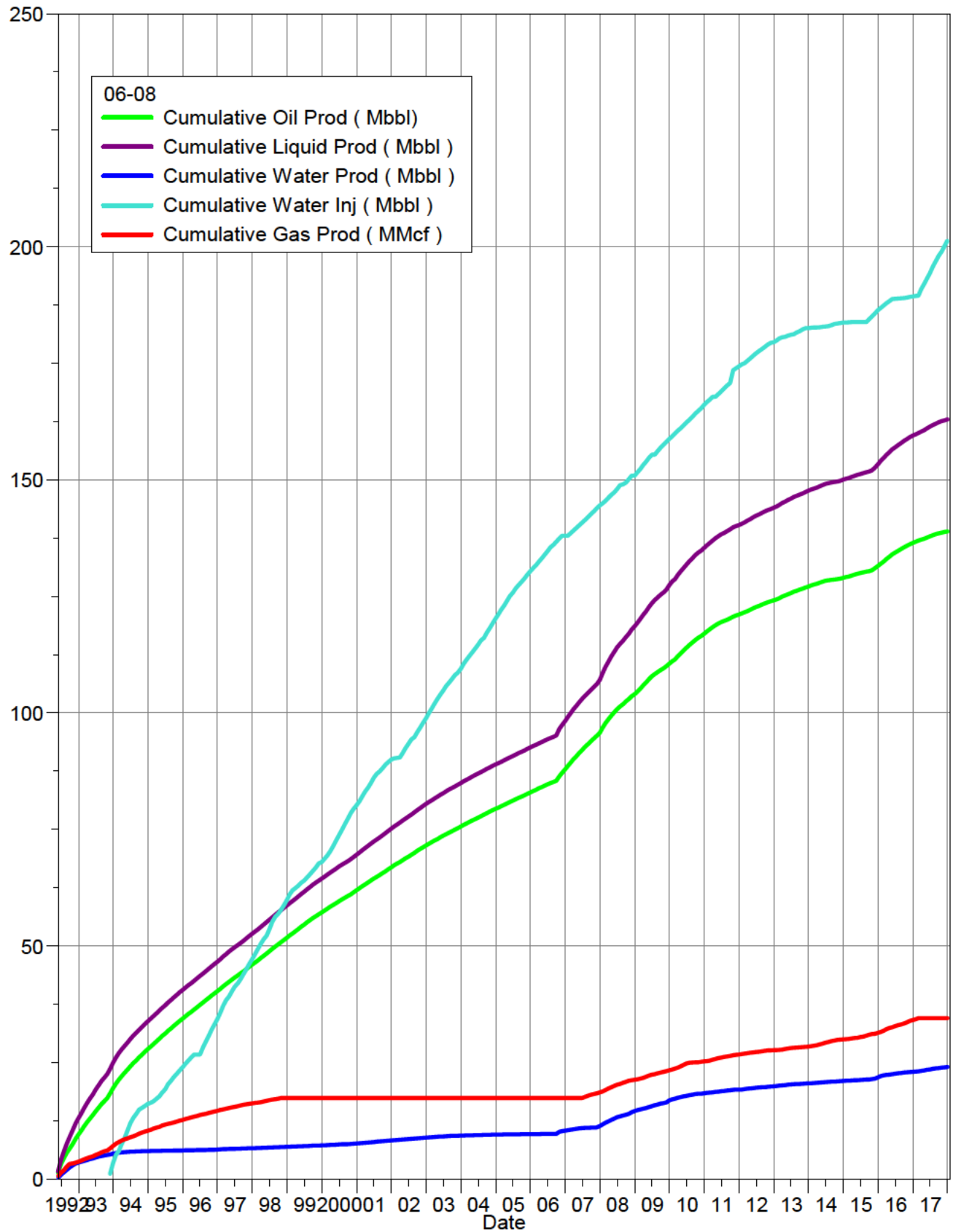
South Pierson Unit 1 Cumulative Production Plot

Pattern: 04-17 Set: PIERSON UNIT 1



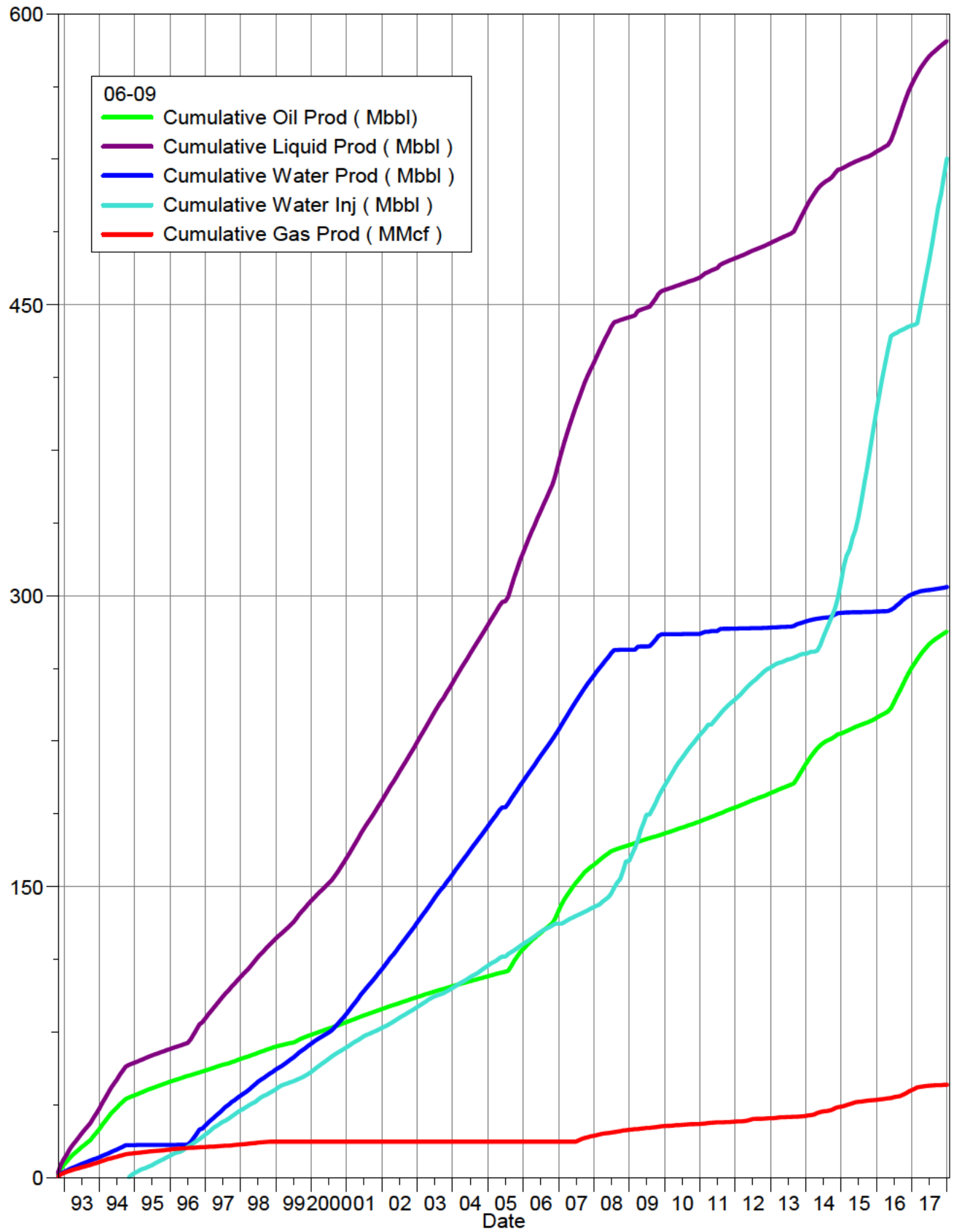
South Pierson Unit 1 Cumulative Production Plot

Pattern: 06-08 Set: PIERSON UNIT 1



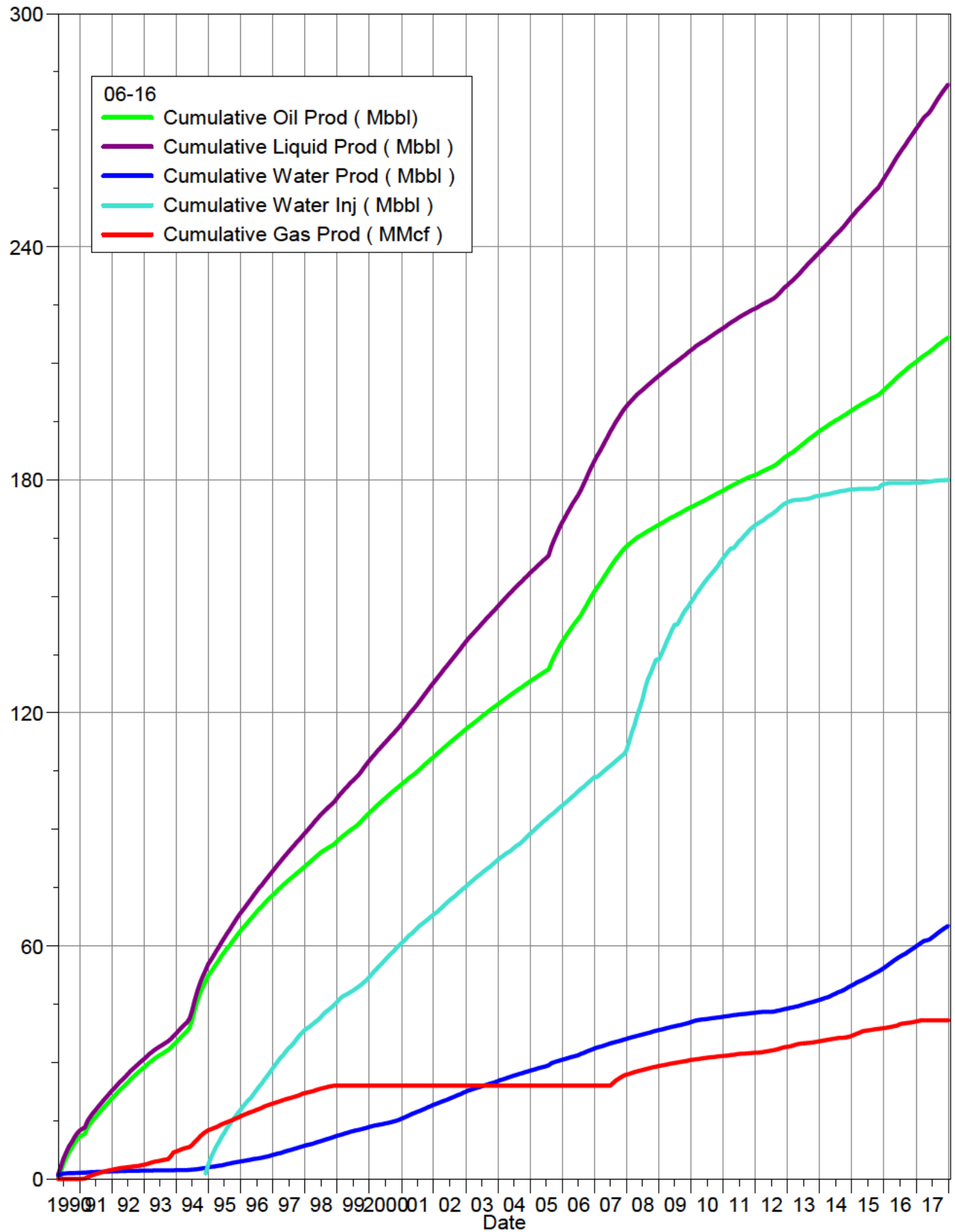
South Pierson Unit 1 Cumulative Production Plot

Pattern: 06-09 Set: PIERSON UNIT 1



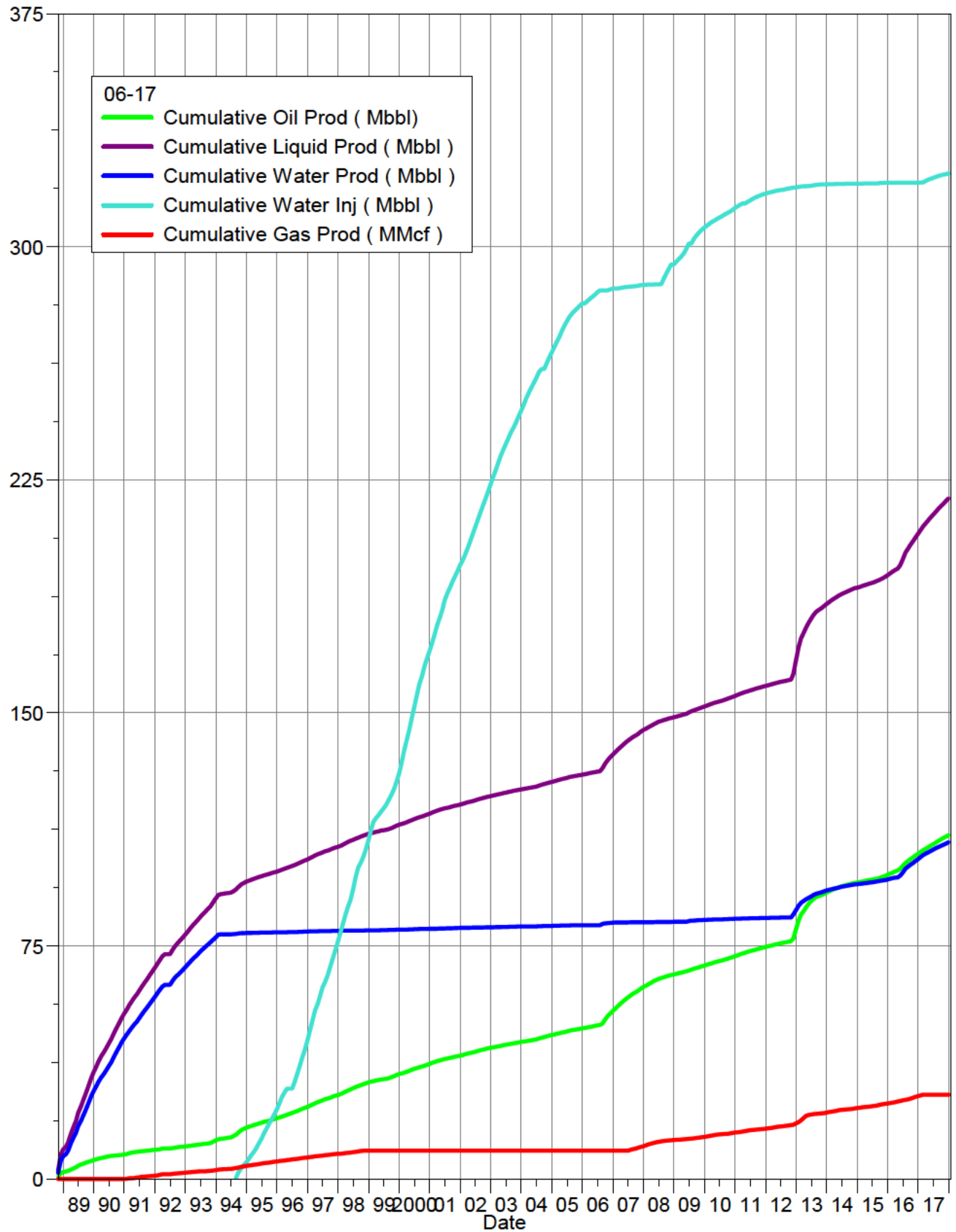
South Pierson Unit 1 Cumulative Production Plot

Pattern: 06-16 Set: PIERSON UNIT 1



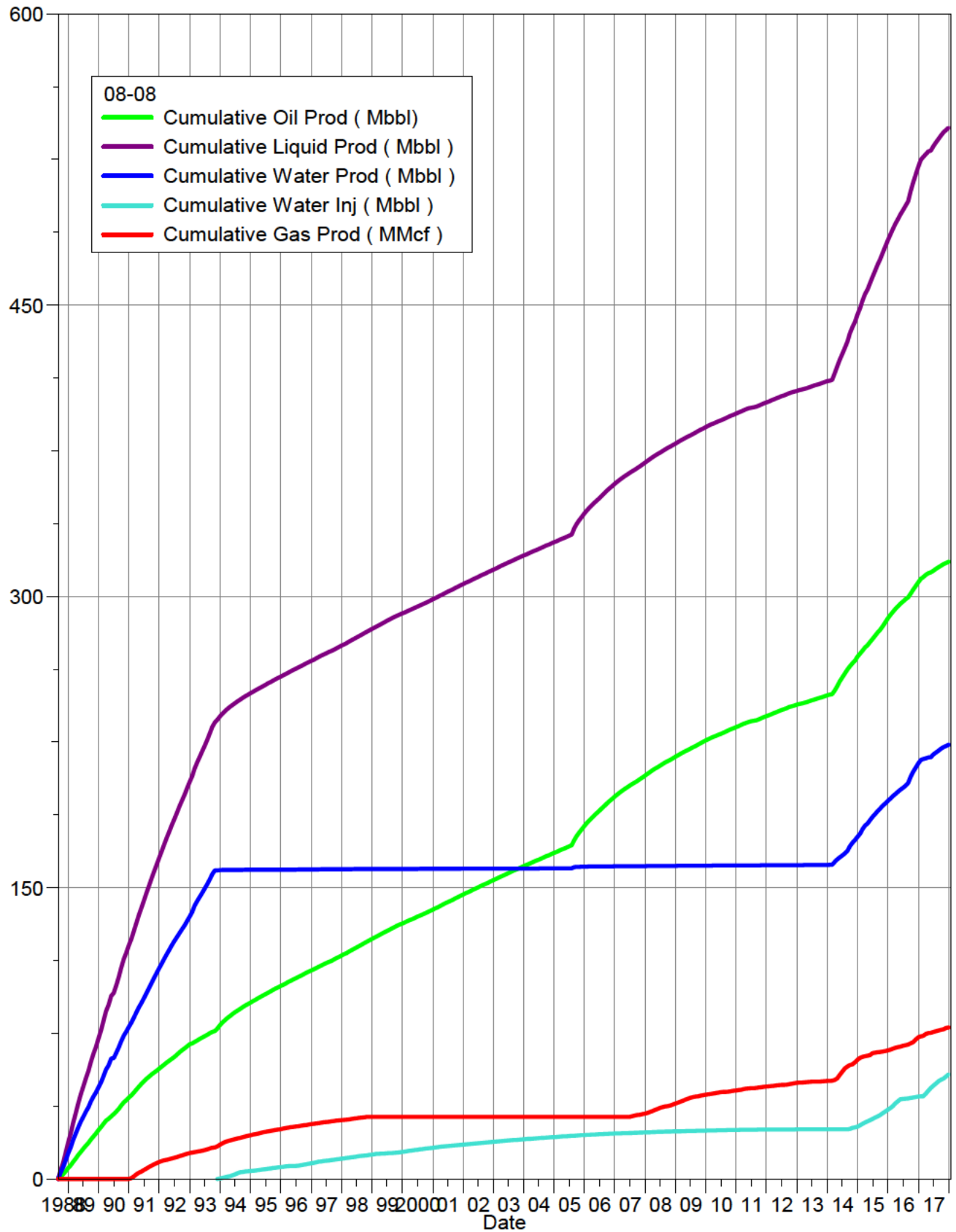
South Pierson Unit 1 Cumulative Production Plot

Pattern: 06-17 Set: PIERSON UNIT 1



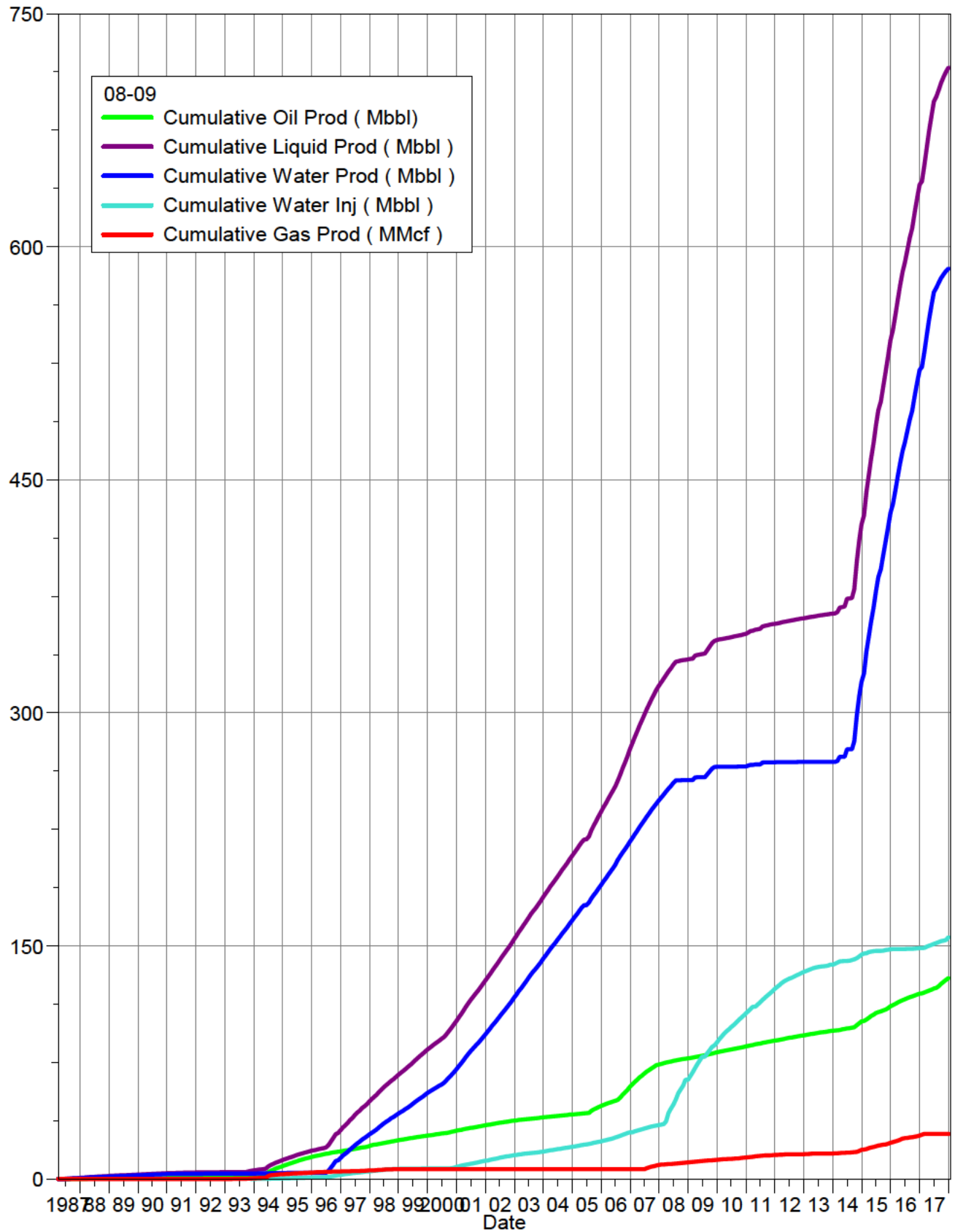
South Pierson Unit 1 Cumulative Production Plot

Pattern: 08-08 Set: PIERSON UNIT 1



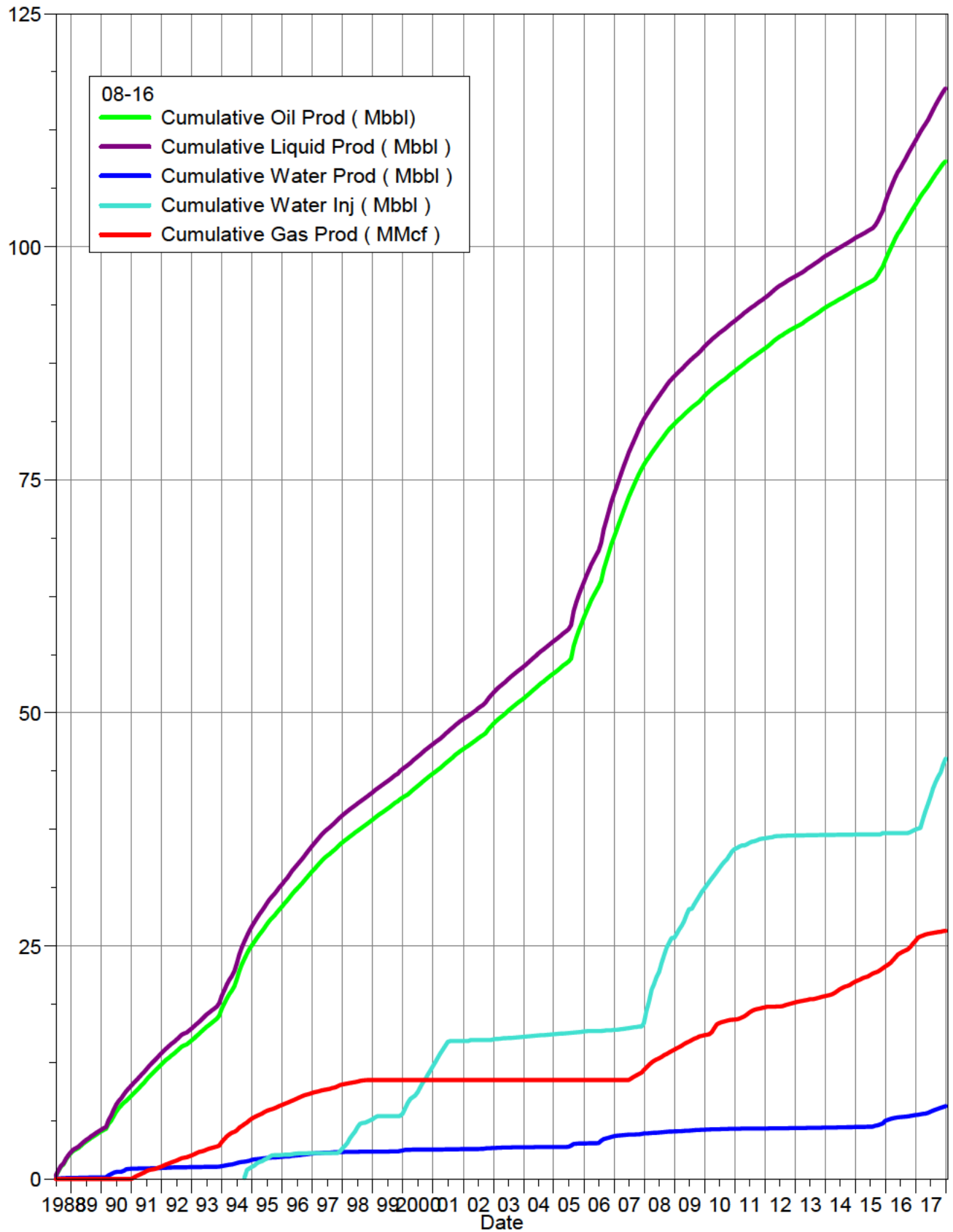
South Pierson Unit 1 Cumulative Production Plot

Pattern: 08-09 Set: PIERSON UNIT 1



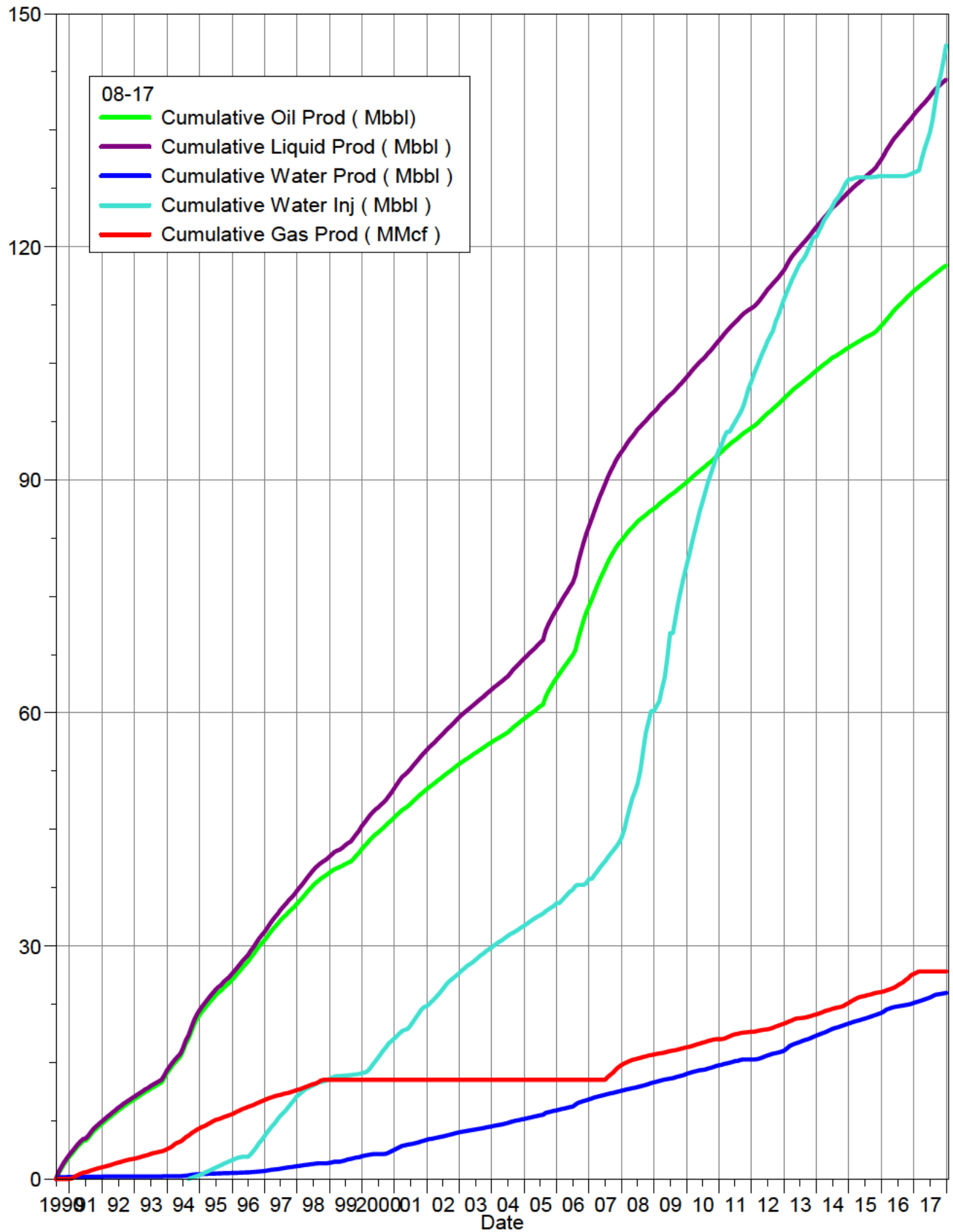
South Pierson Unit 1 Cumulative Production Plot

Pattern: 08-16 Set: PIERSON UNIT 1



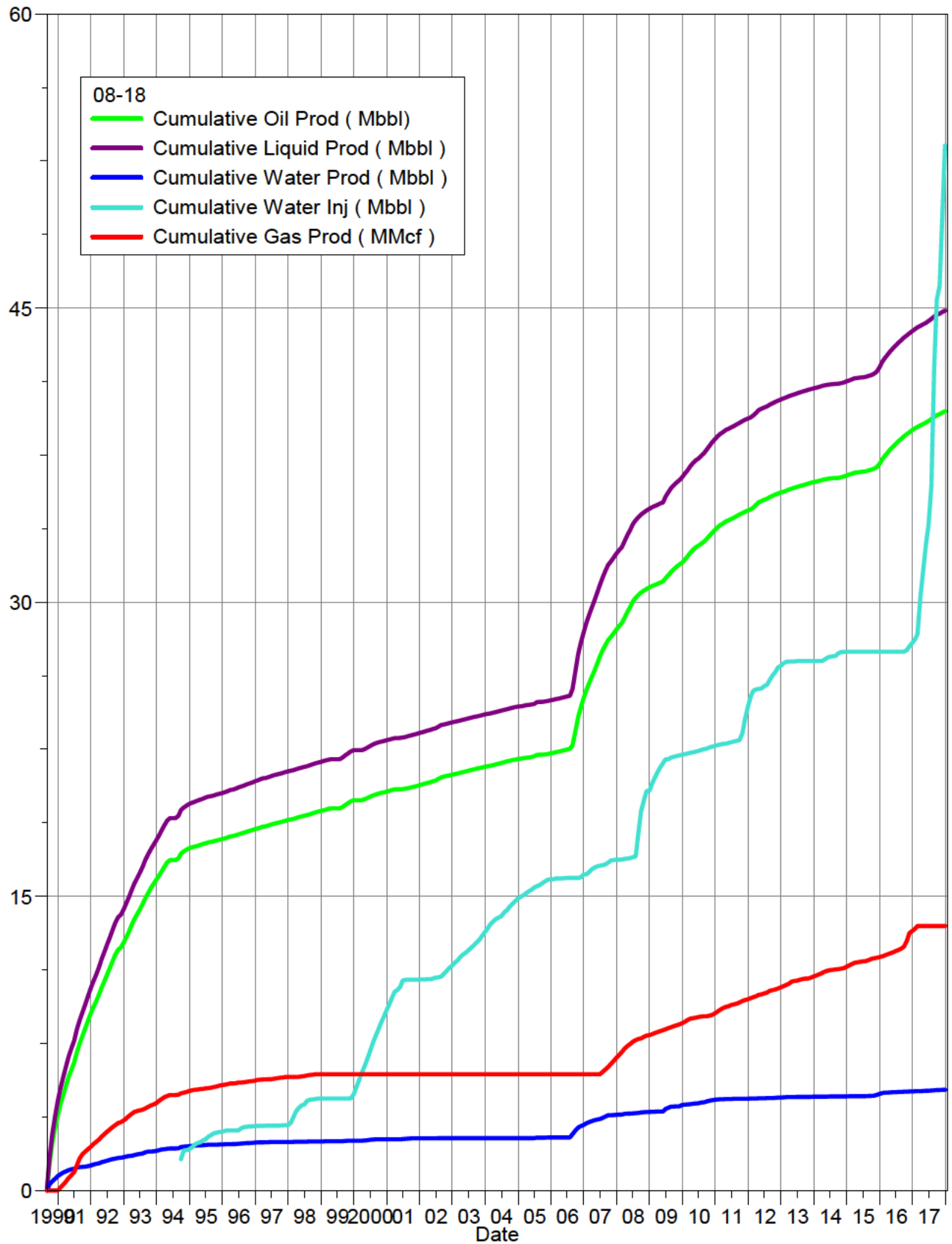
South Pierson Unit 1 Cumulative Production Plot

Pattern: 08-17 Set: PIERSON UNIT 1



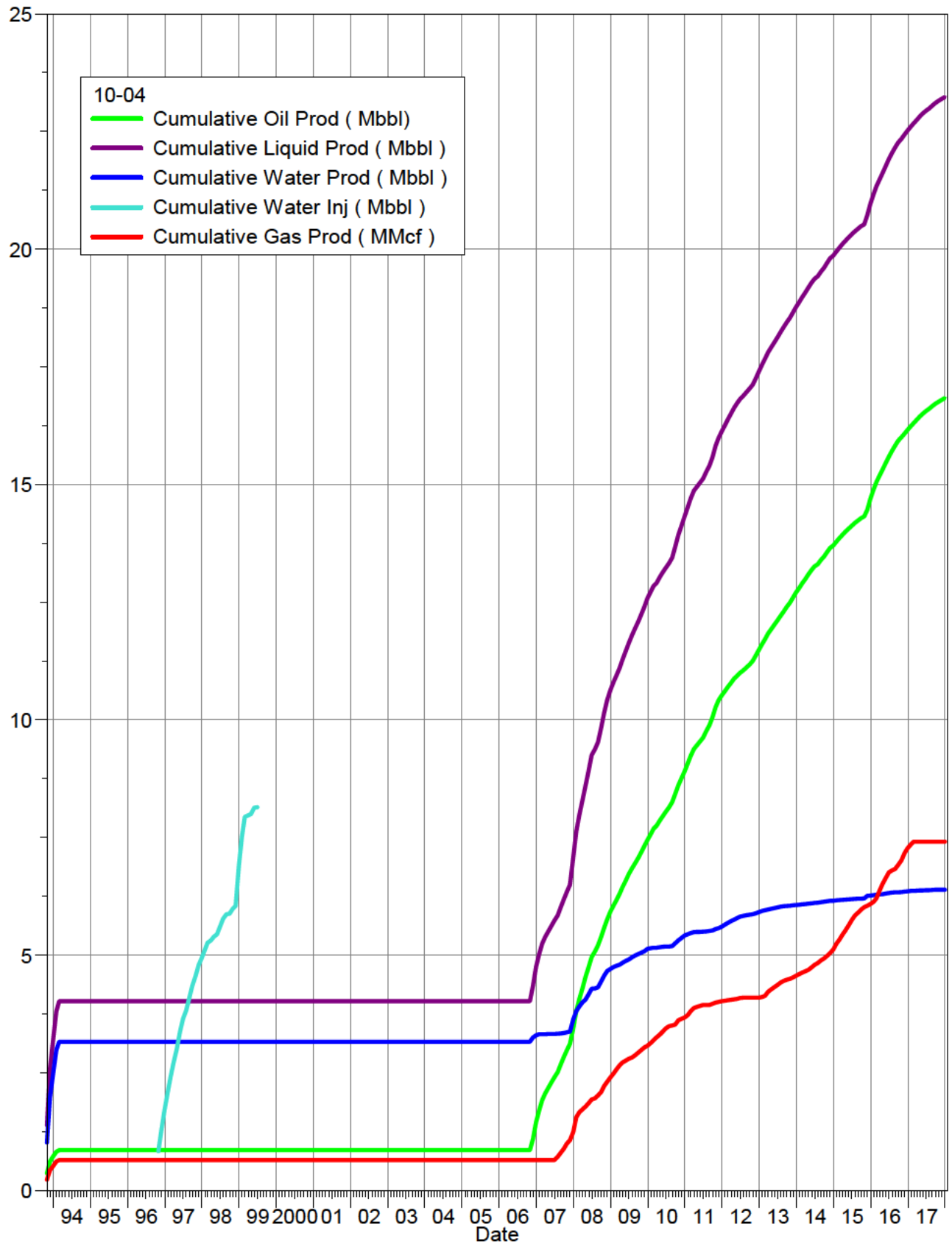
South Pierson Unit 1 Cumulative Production Plot

Pattern: 08-18 Set: PIERSON UNIT 1



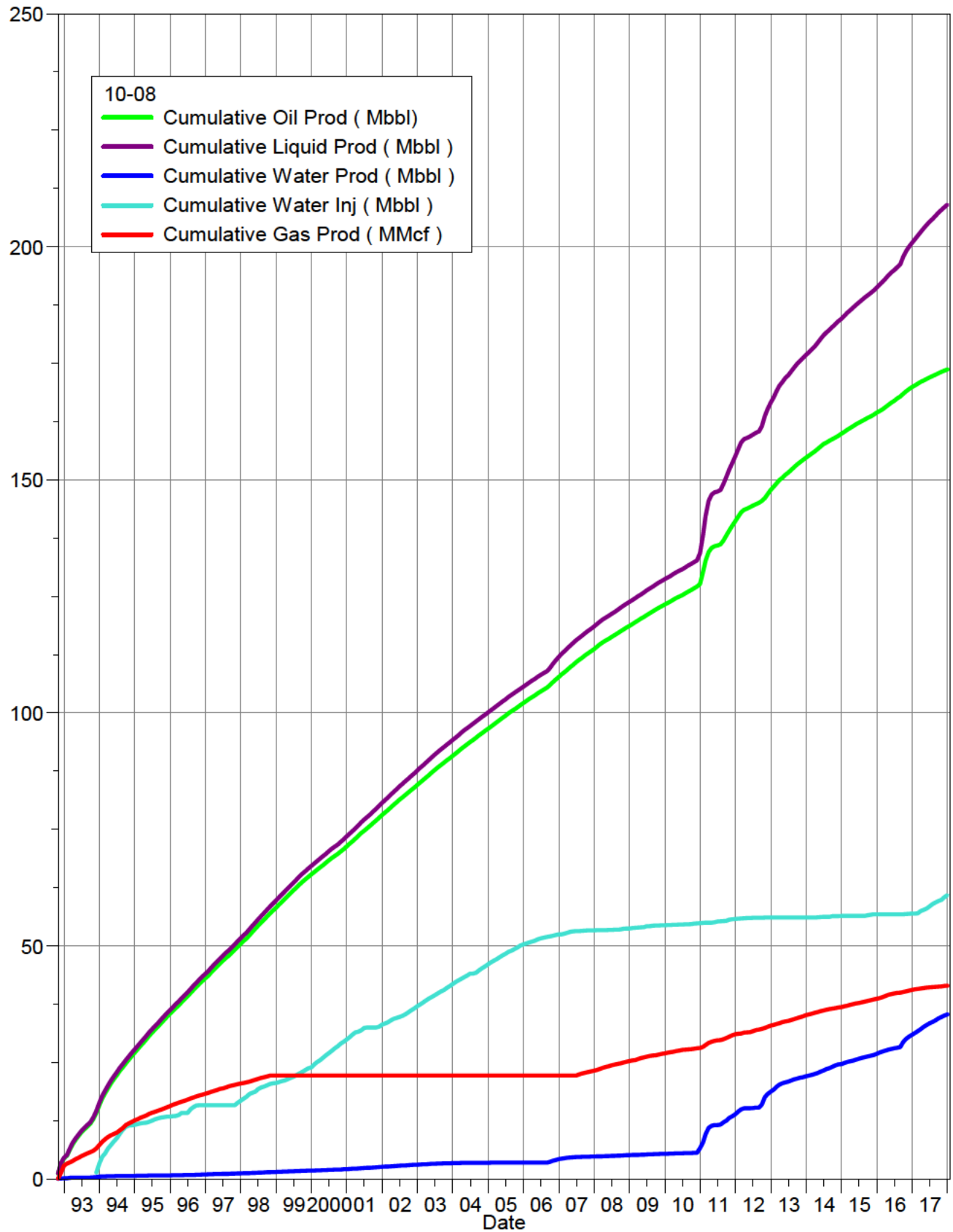
South Pierson Unit 1 Cumulative Production Plot

Pattern: 10-04 Set: PIERSON UNIT 1



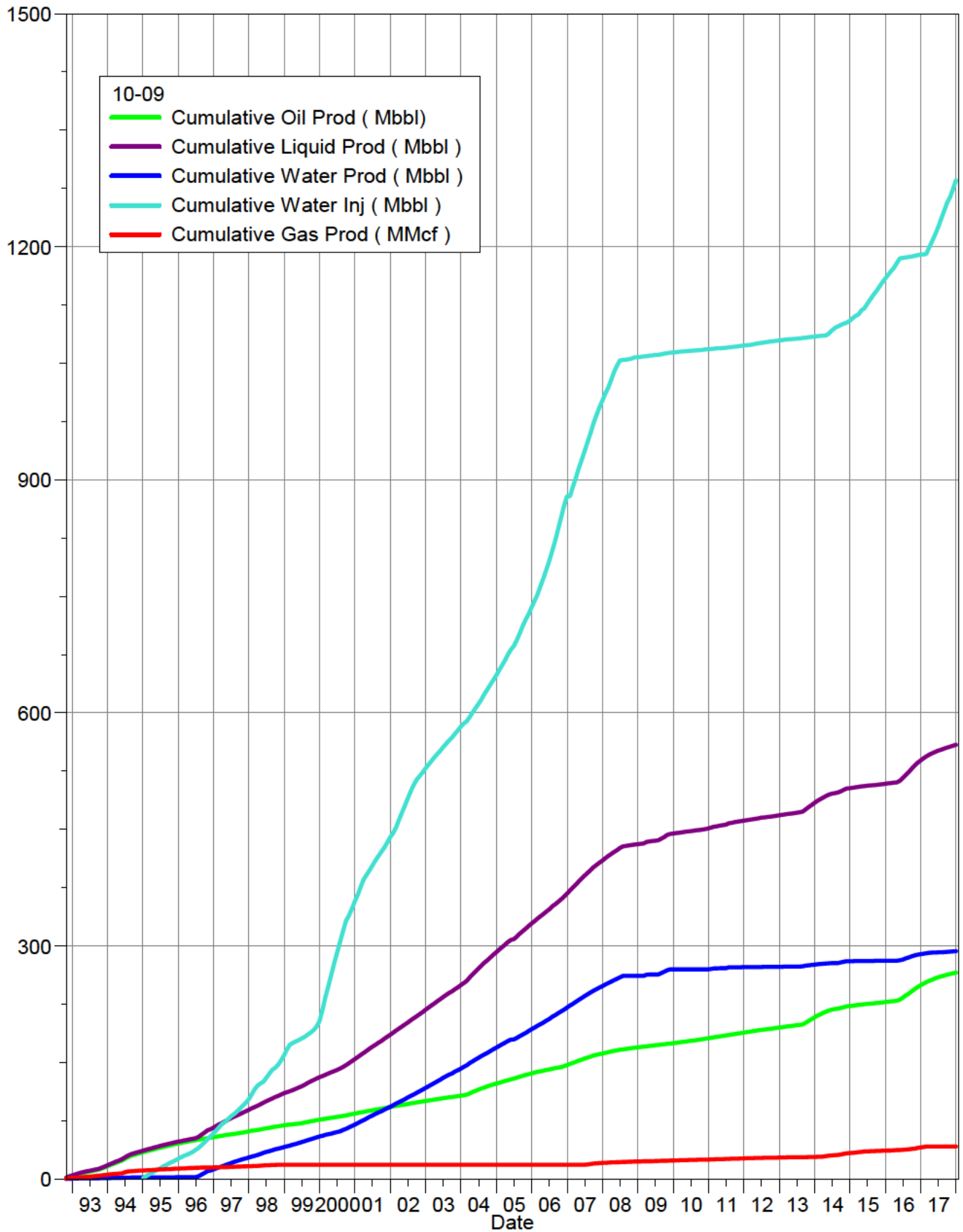
South Pierson Unit 1 Cumulative Production Plot

Pattern: 10-08 Set: PIERSON UNIT 1



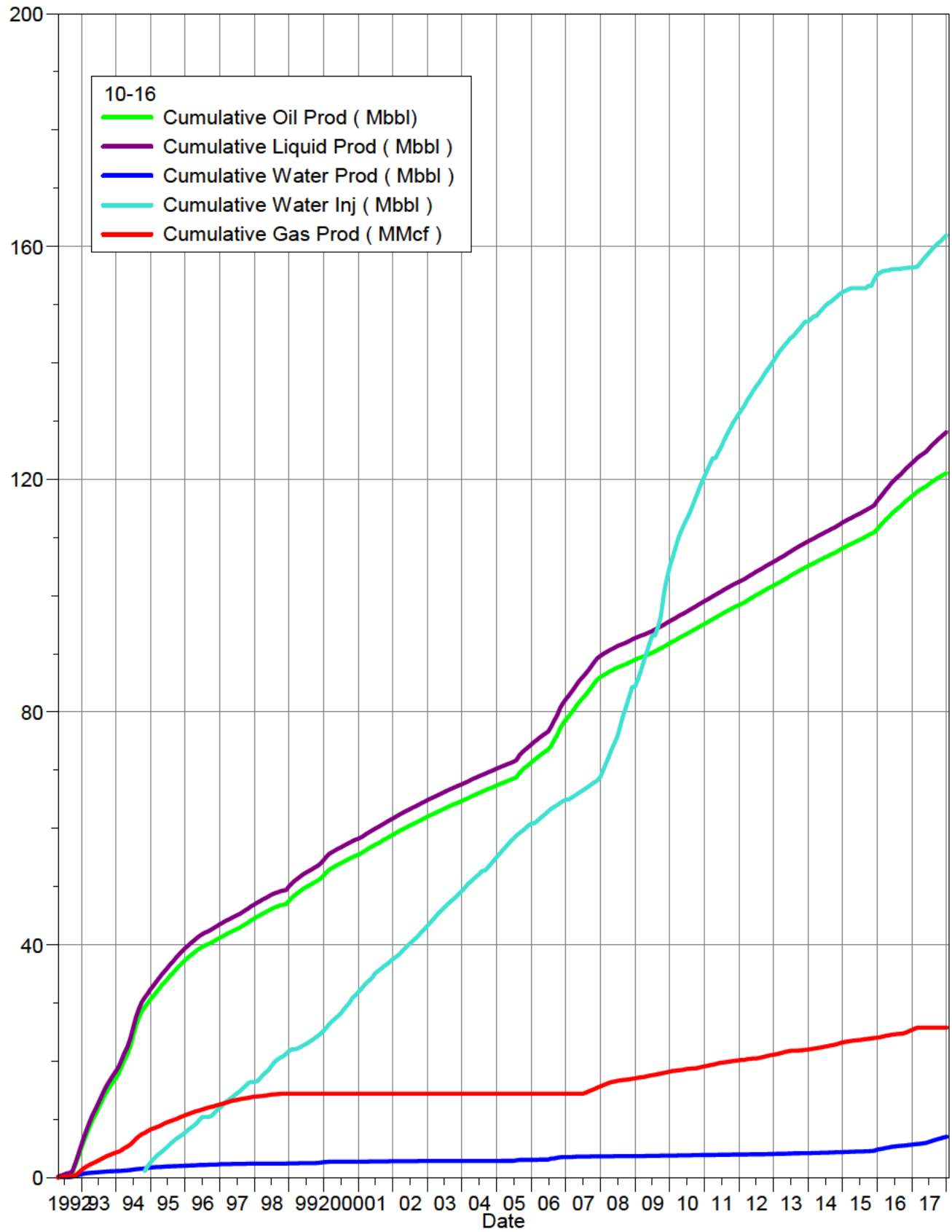
South Pierson Unit 1 Cumulative Production Plot

Pattern: 10-09 Set: PIERSON UNIT 1



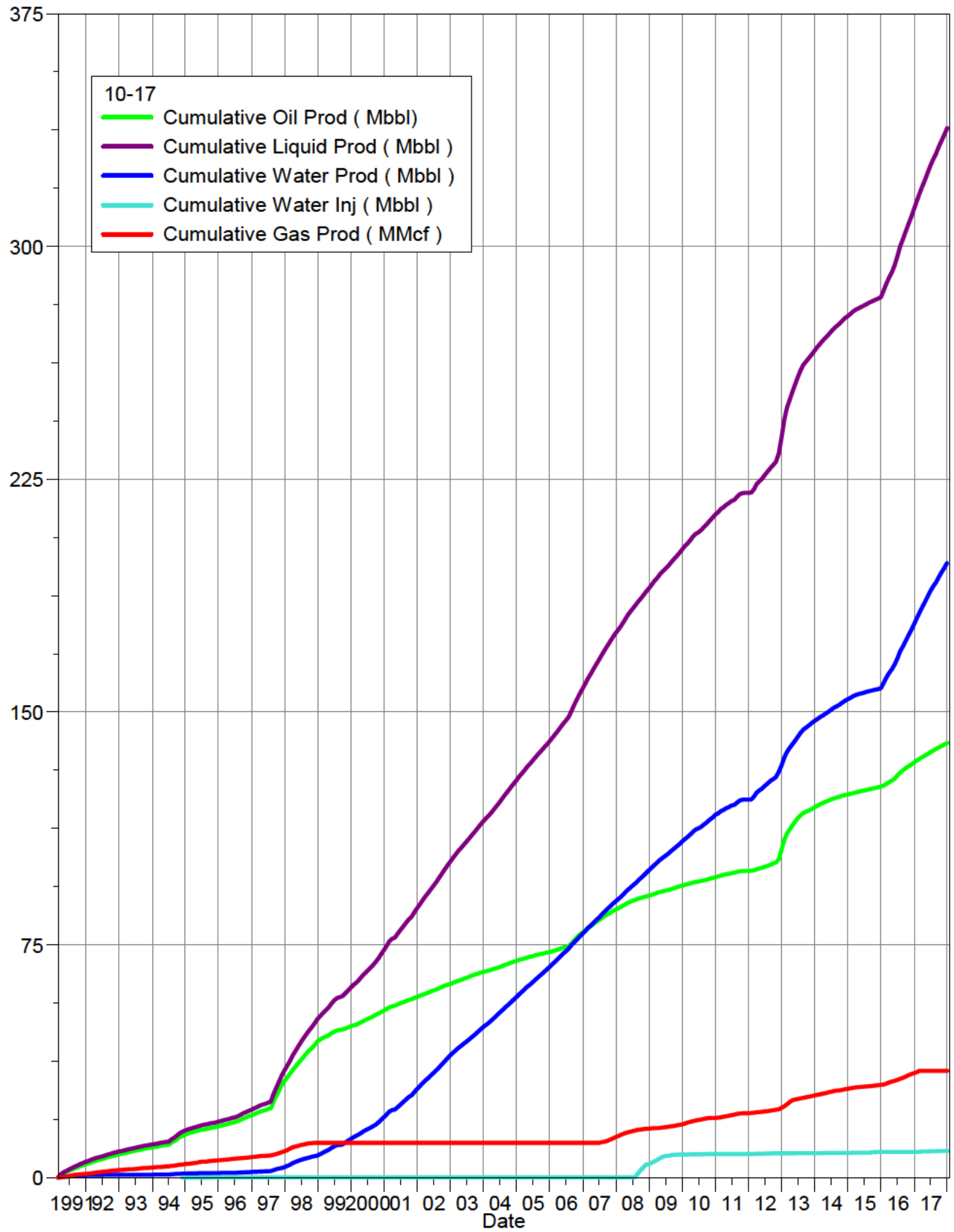
South Pierson Unit 1 Cumulative Production Plot

Pattern: 10-16 Set: PIERSON UNIT 1



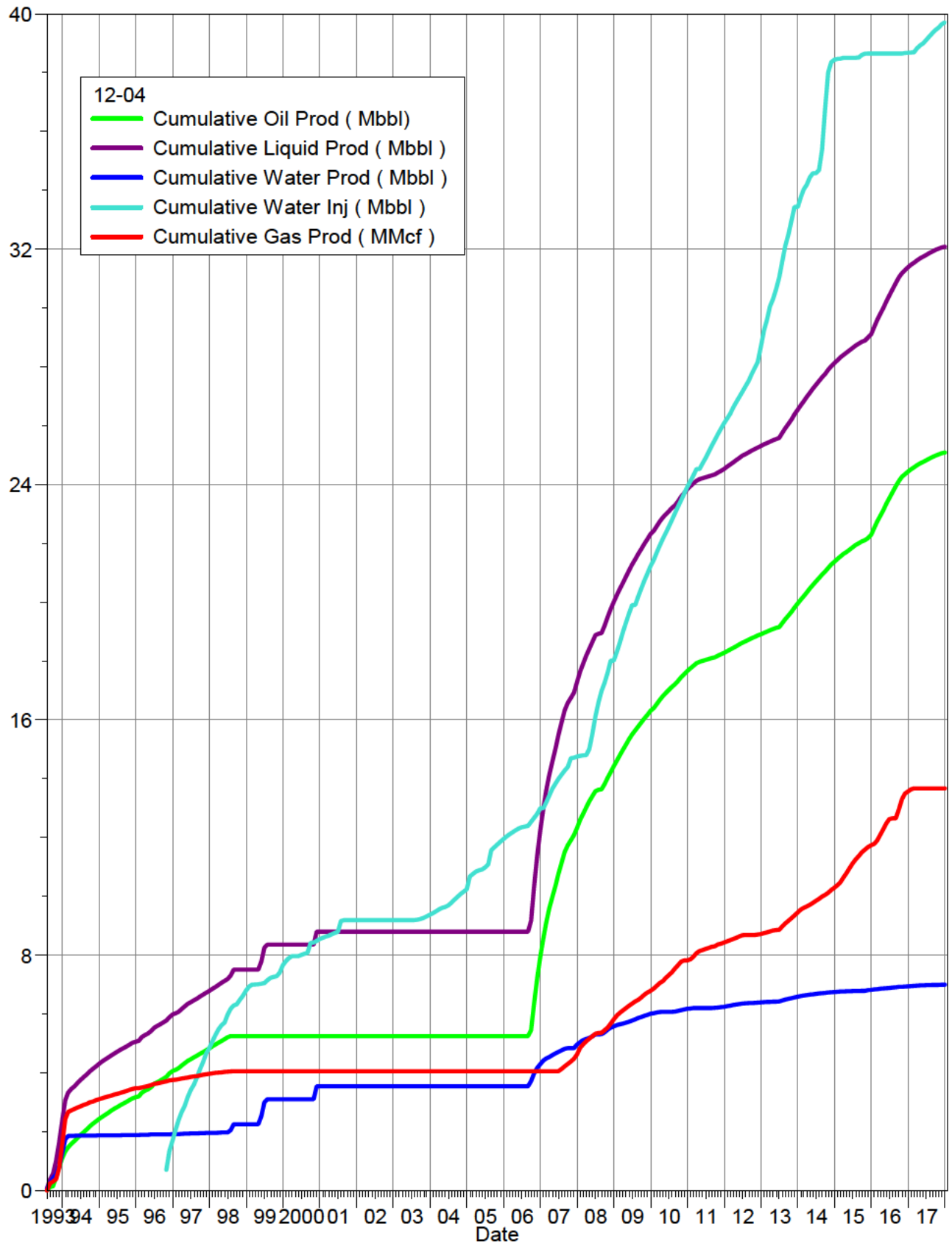
South Pierson Unit 1 Cumulative Production Plot

Pattern: 10-17 Set: PIERSON UNIT 1



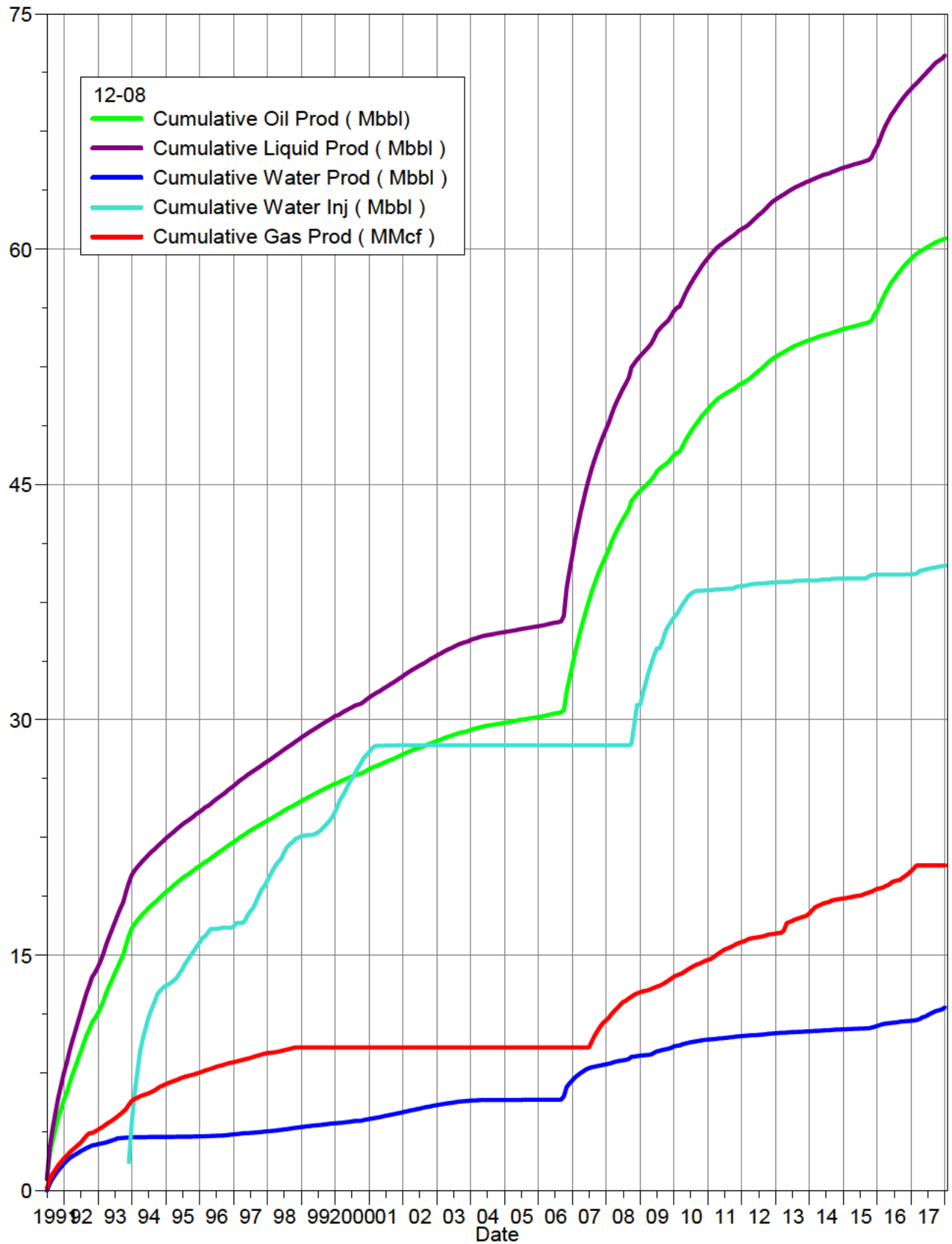
South Pierson Unit 1 Cumulative Production Plot

Pattern: 12-04 Set: PIERSON UNIT 1



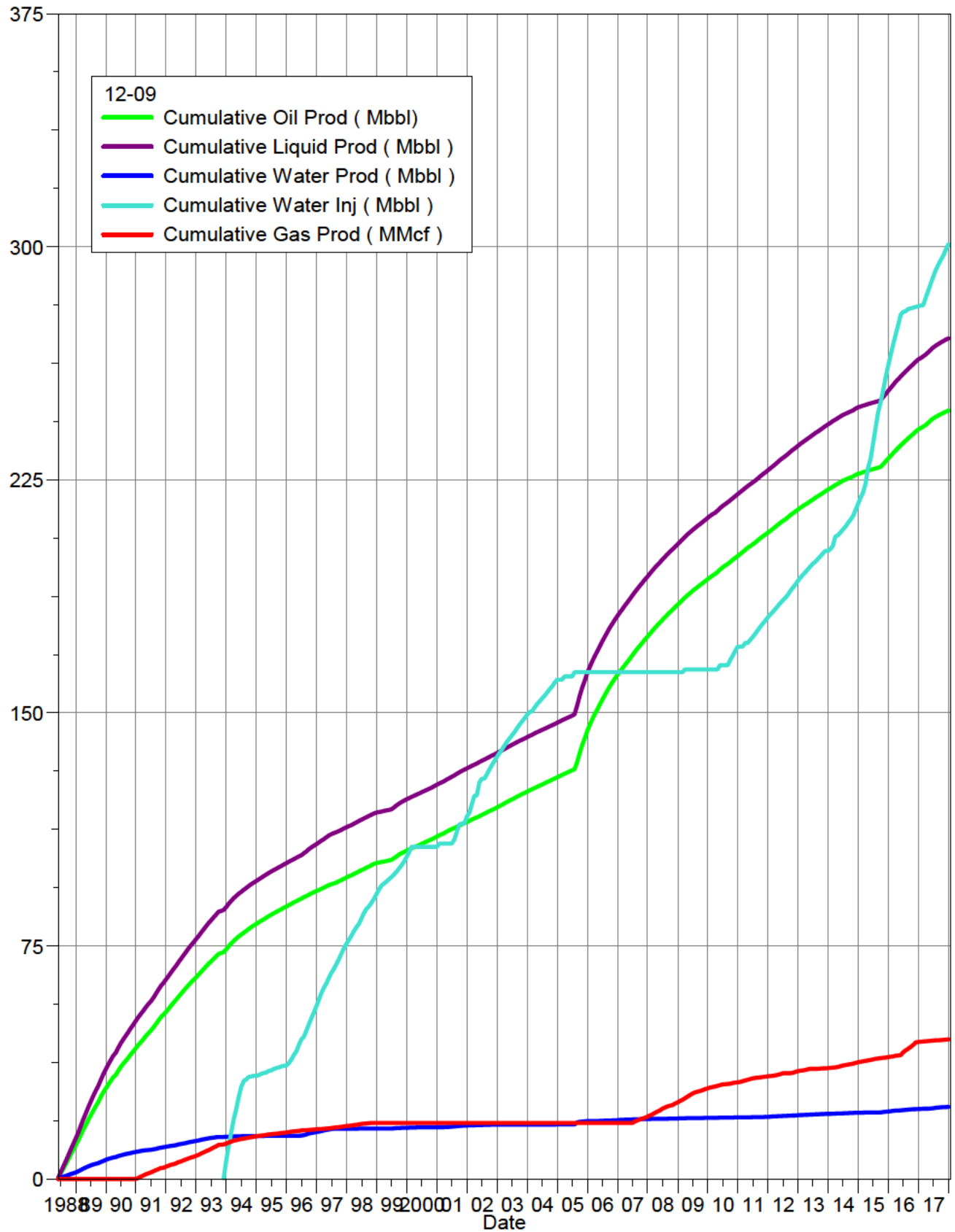
South Pierson Unit 1 Cumulative Production Plot

Pattern: 12-08 Set: PIERSON UNIT 1



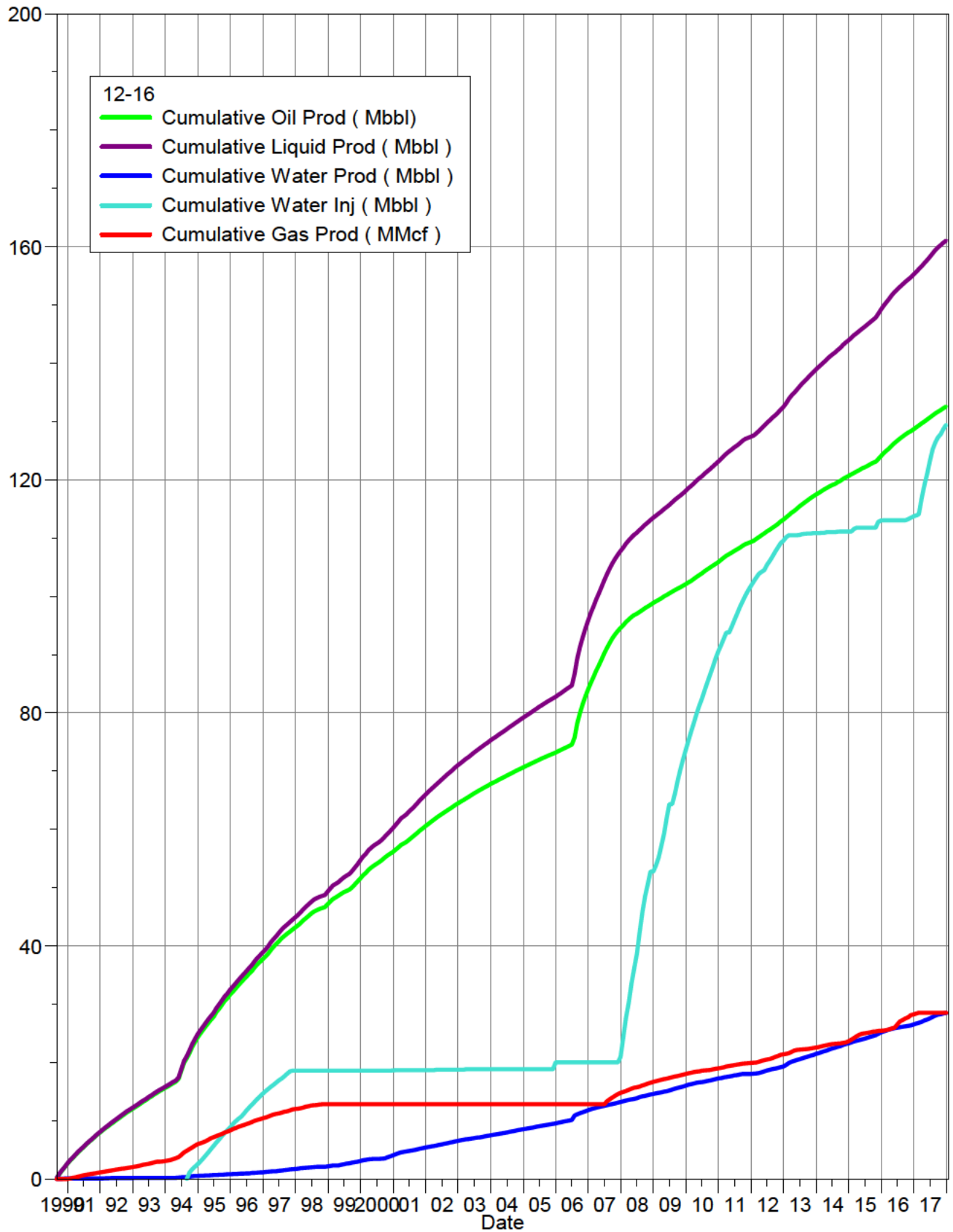
South Pierson Unit 1 Cumulative Production Plot

Pattern: 12-09 Set: PIERSON UNIT 1



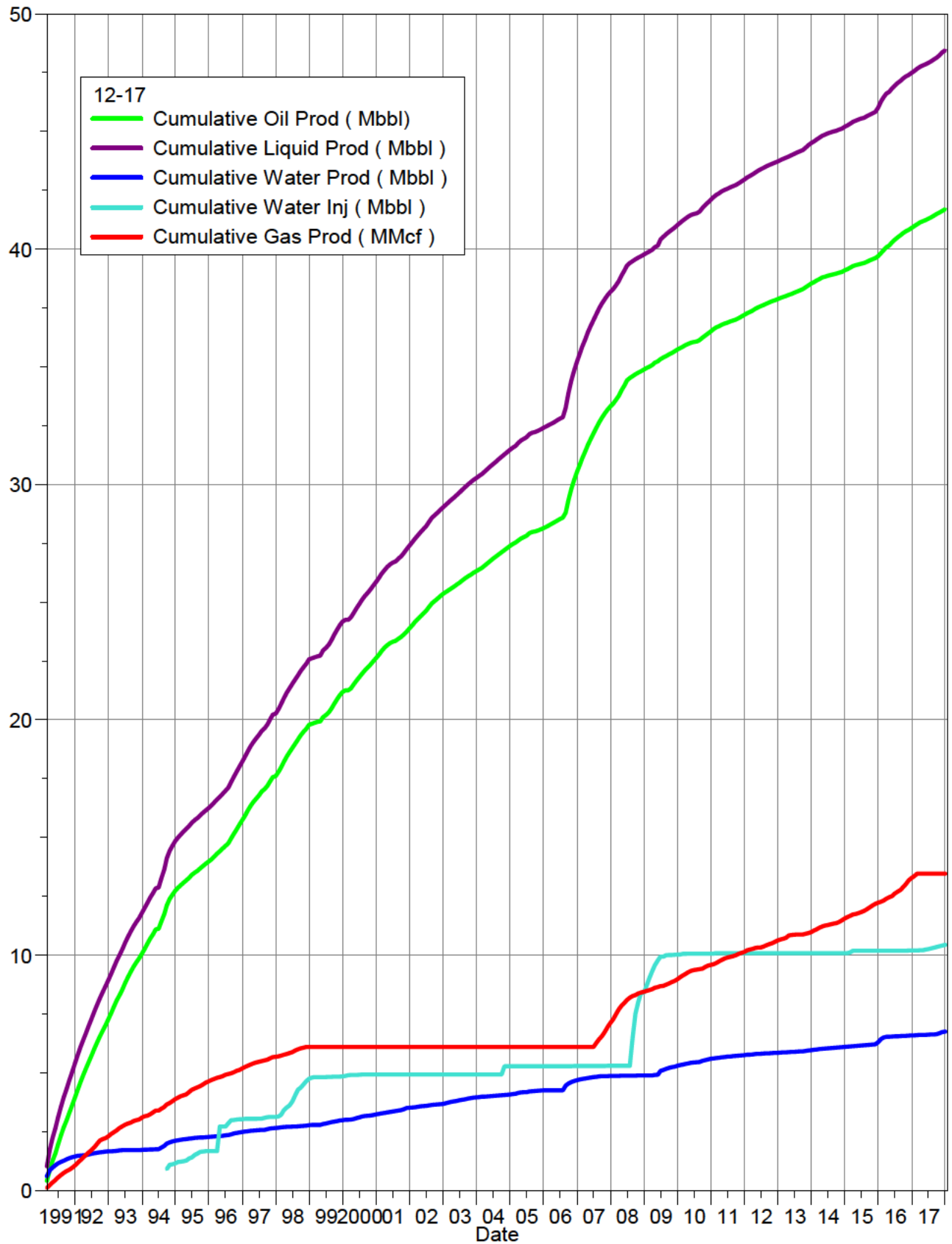
South Pierson Unit 1 Cumulative Production Plot

Pattern: 12-16 Set: PIERSON UNIT 1



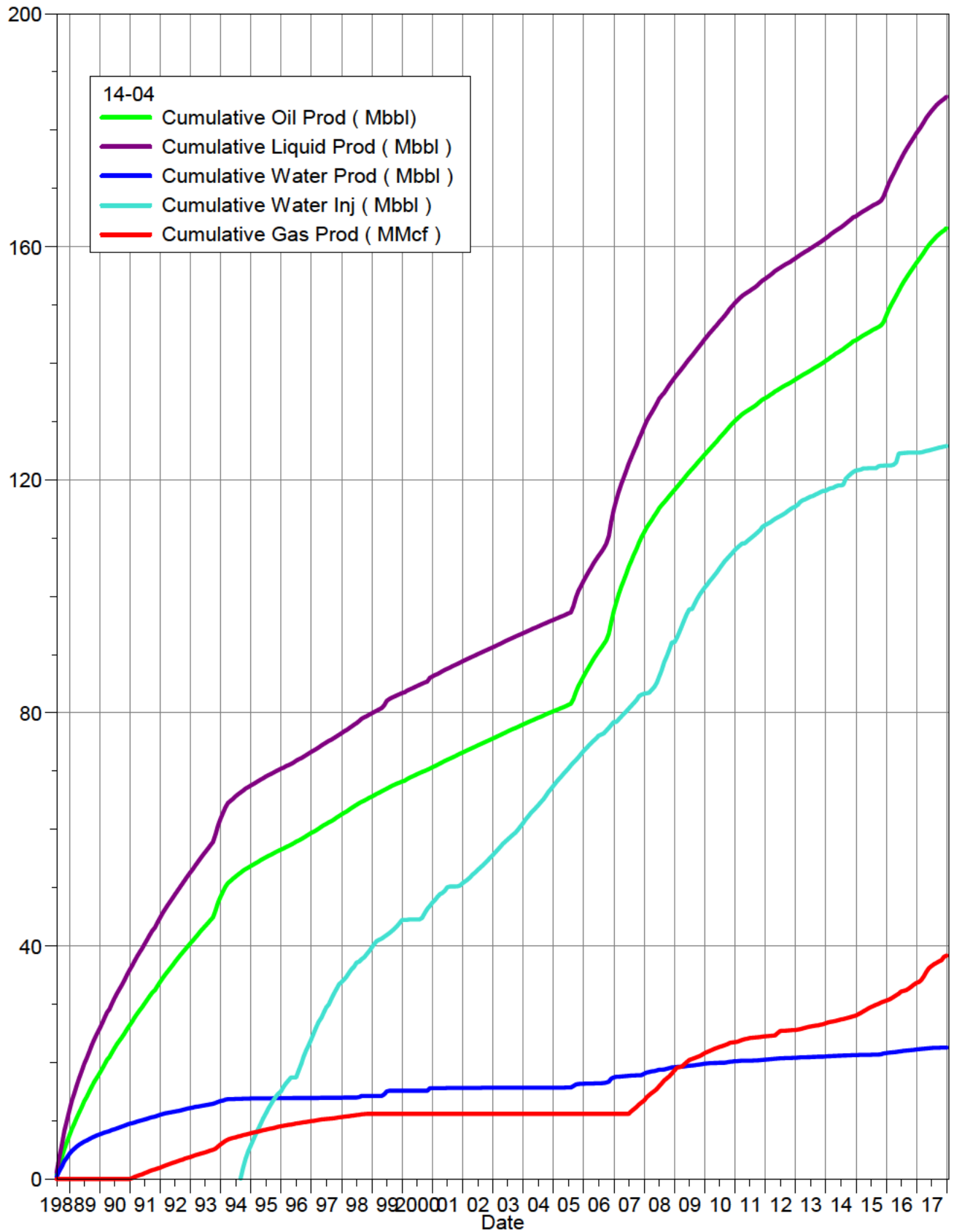
South Pierson Unit 1 Cumulative Production Plot

Pattern: 12-17 Set: PIERSON UNIT 1



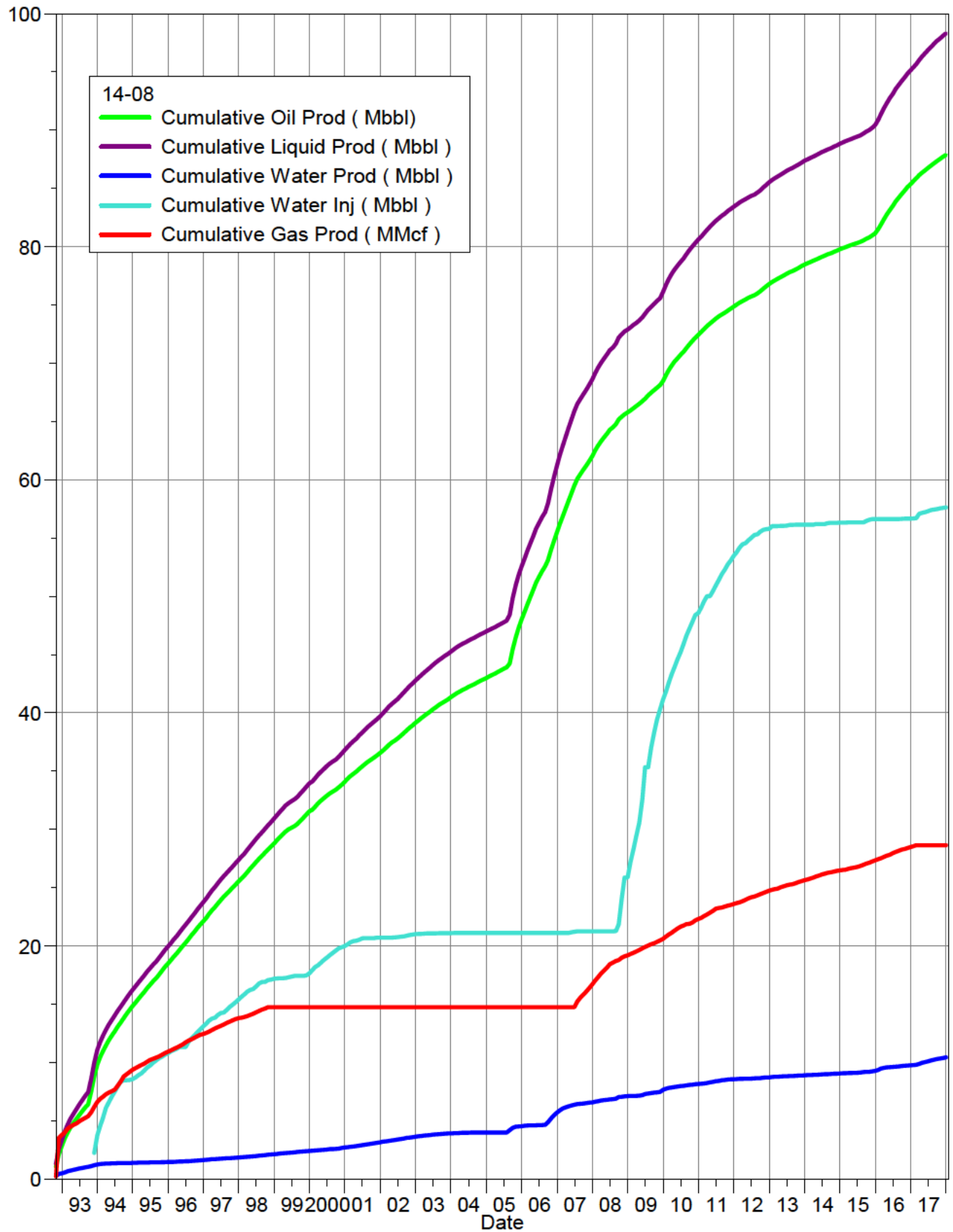
South Pierson Unit 1 Cumulative Production Plot

Pattern: 14-04 Set: PIERSON UNIT 1



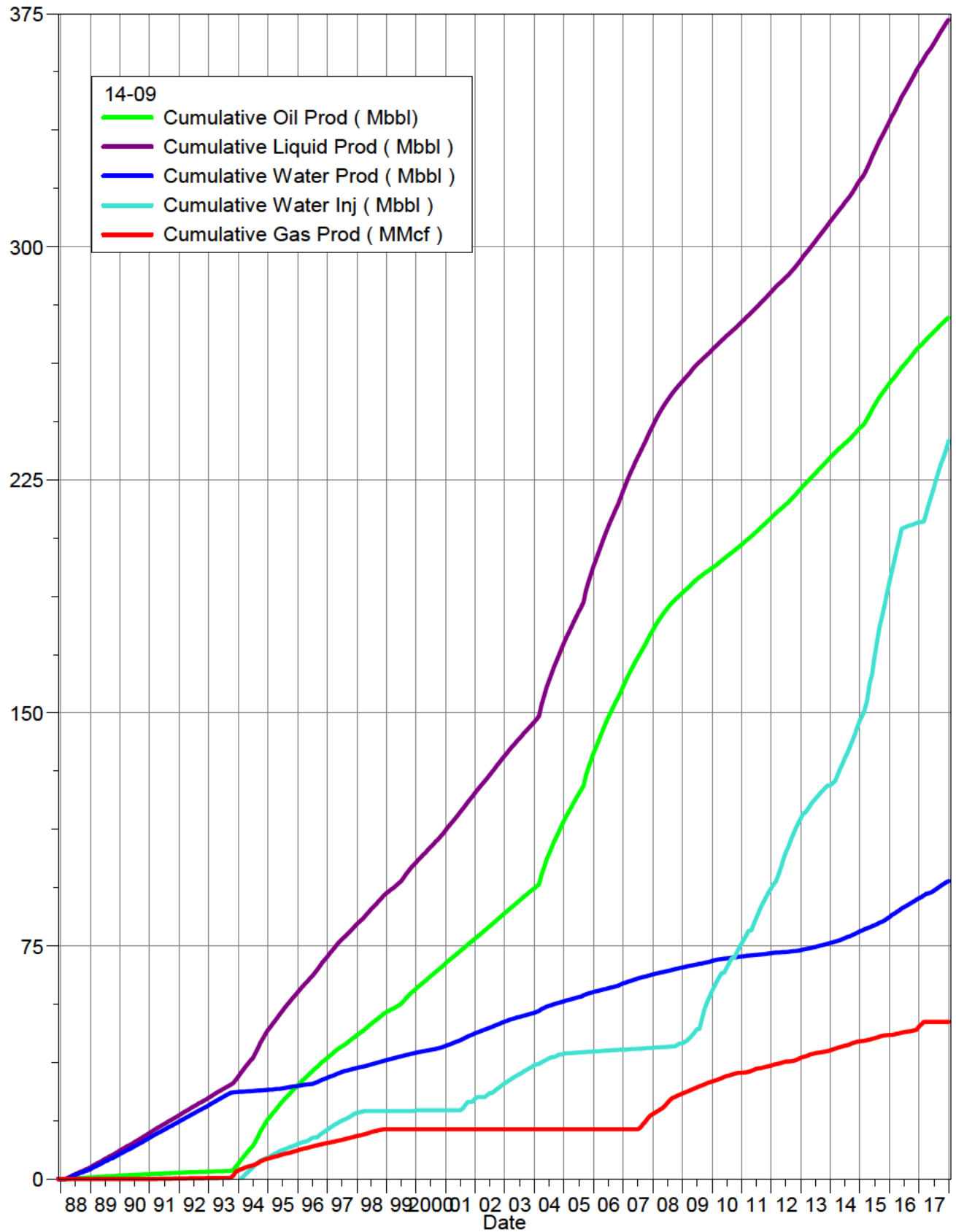
South Pierson Unit 1 Cumulative Production Plot

Pattern: 14-08 Set: PIERSON UNIT 1



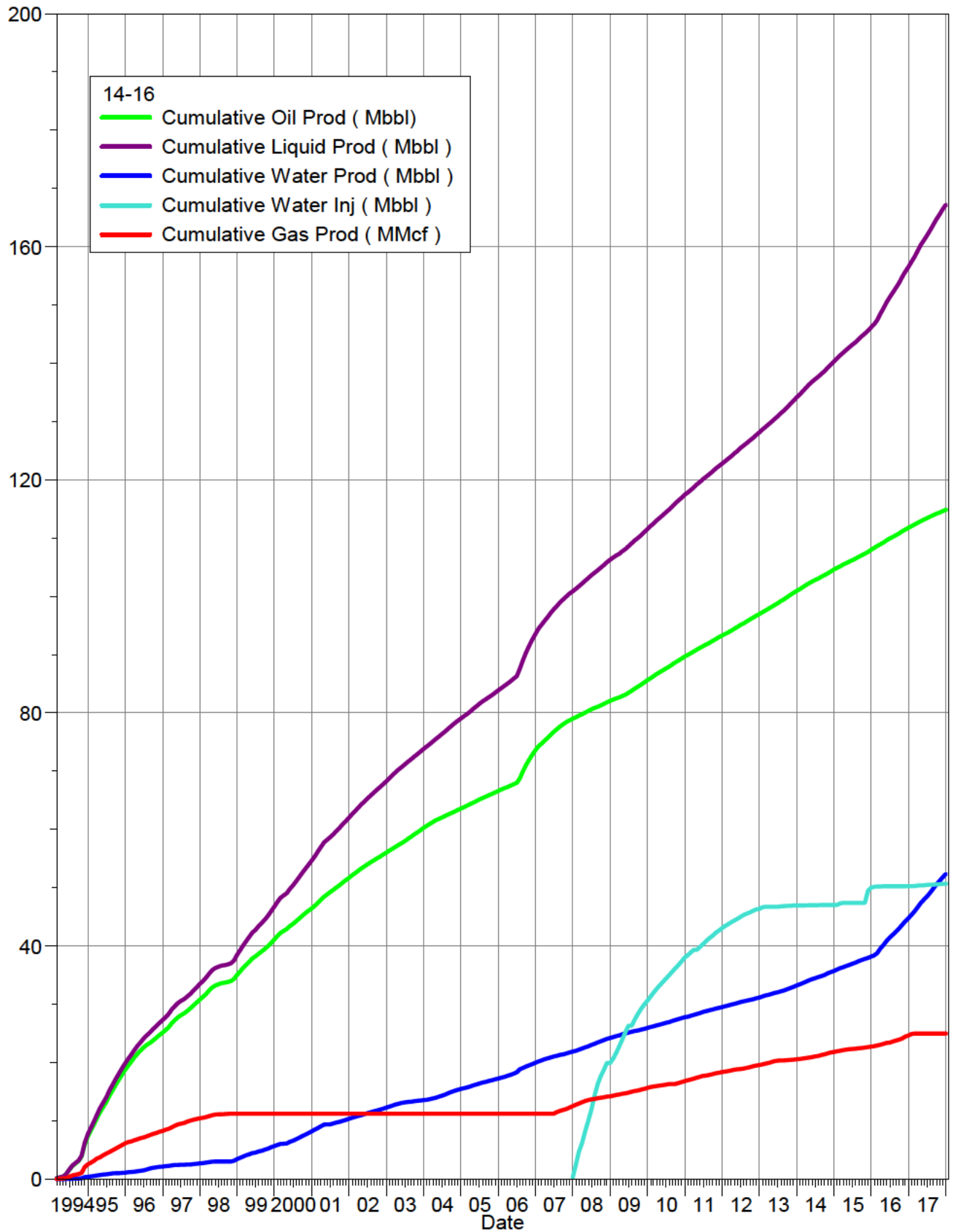
South Pierson Unit 1 Cumulative Production Plot

Pattern: 14-09 Set: PIERSON UNIT 1



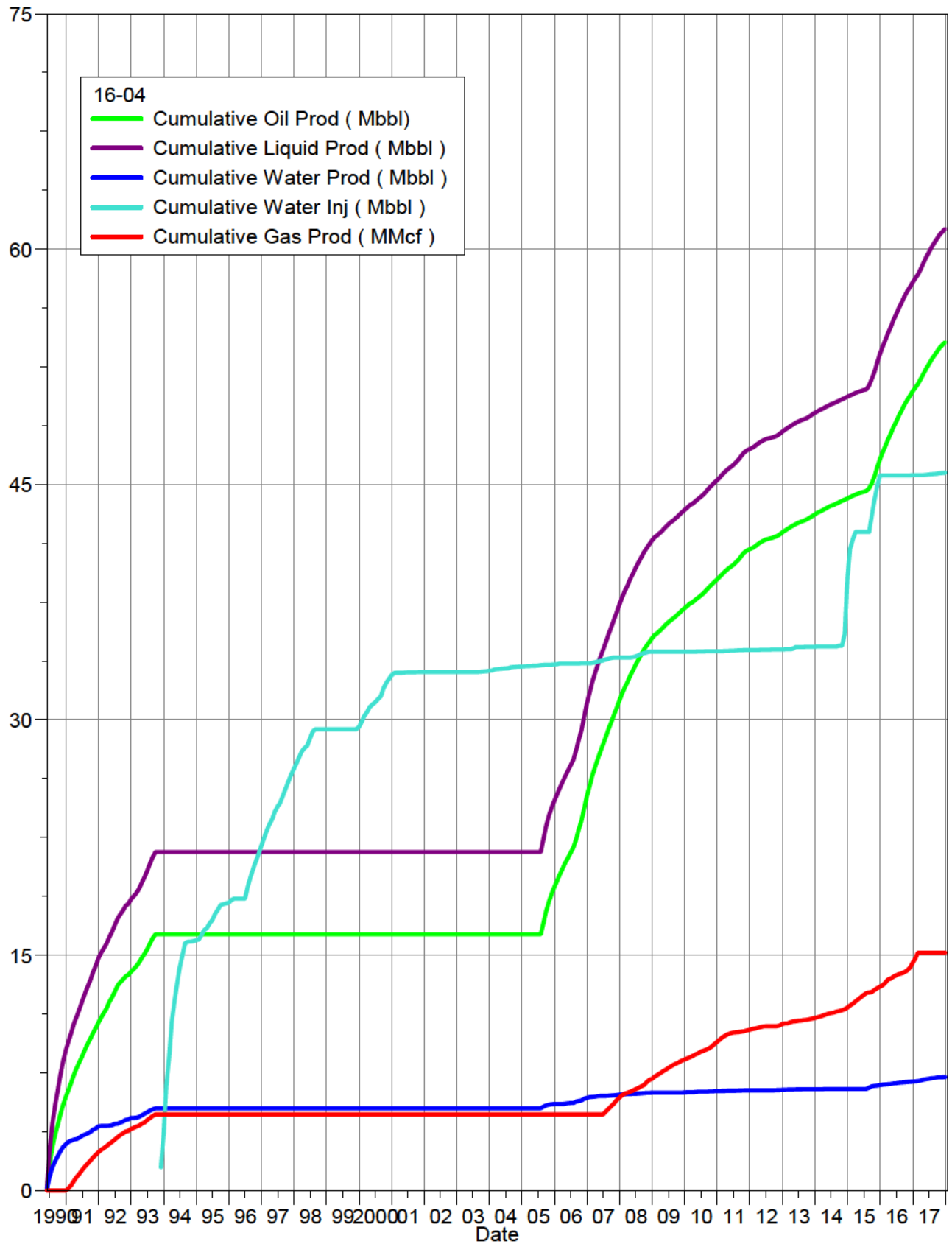
South Pierson Unit 1 Cumulative Production Plot

Pattern: 14-16 Set: PIERSON UNIT 1



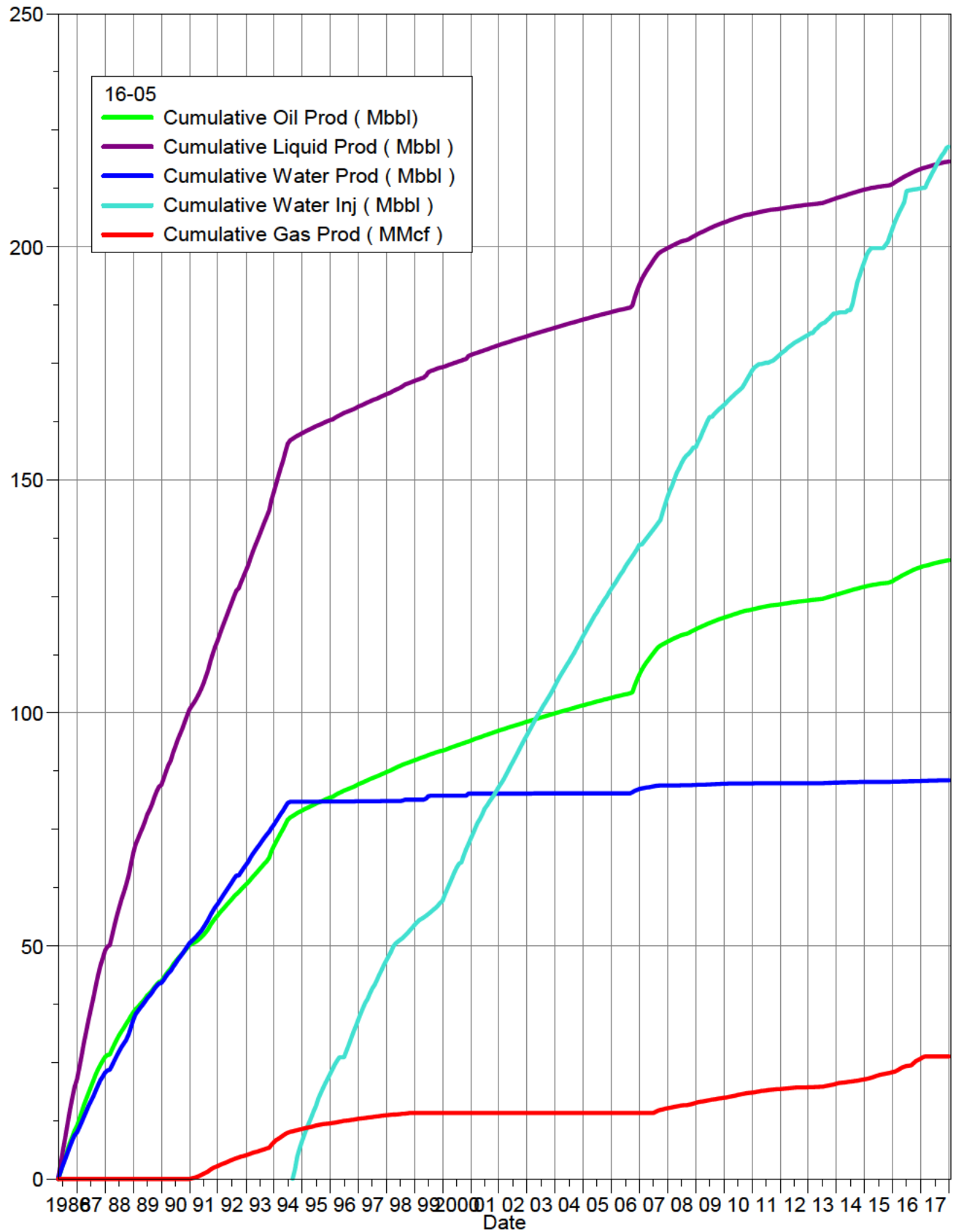
South Pierson Unit 1 Cumulative Production Plot

Pattern: 16-04 Set: PIERSON UNIT 1



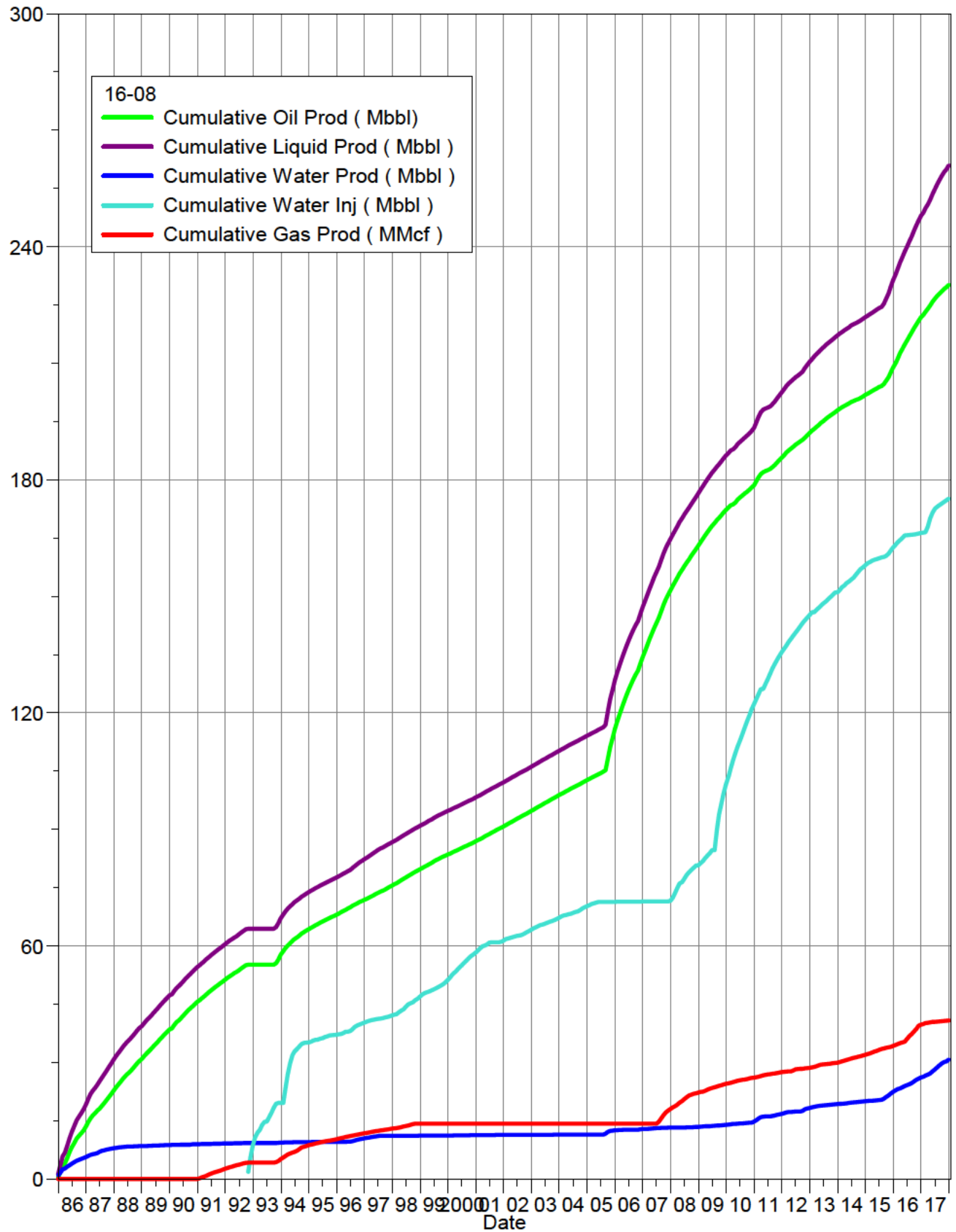
South Pierson Unit 1 Cumulative Production Plot

Pattern: 16-05 Set: PIERSON UNIT 1



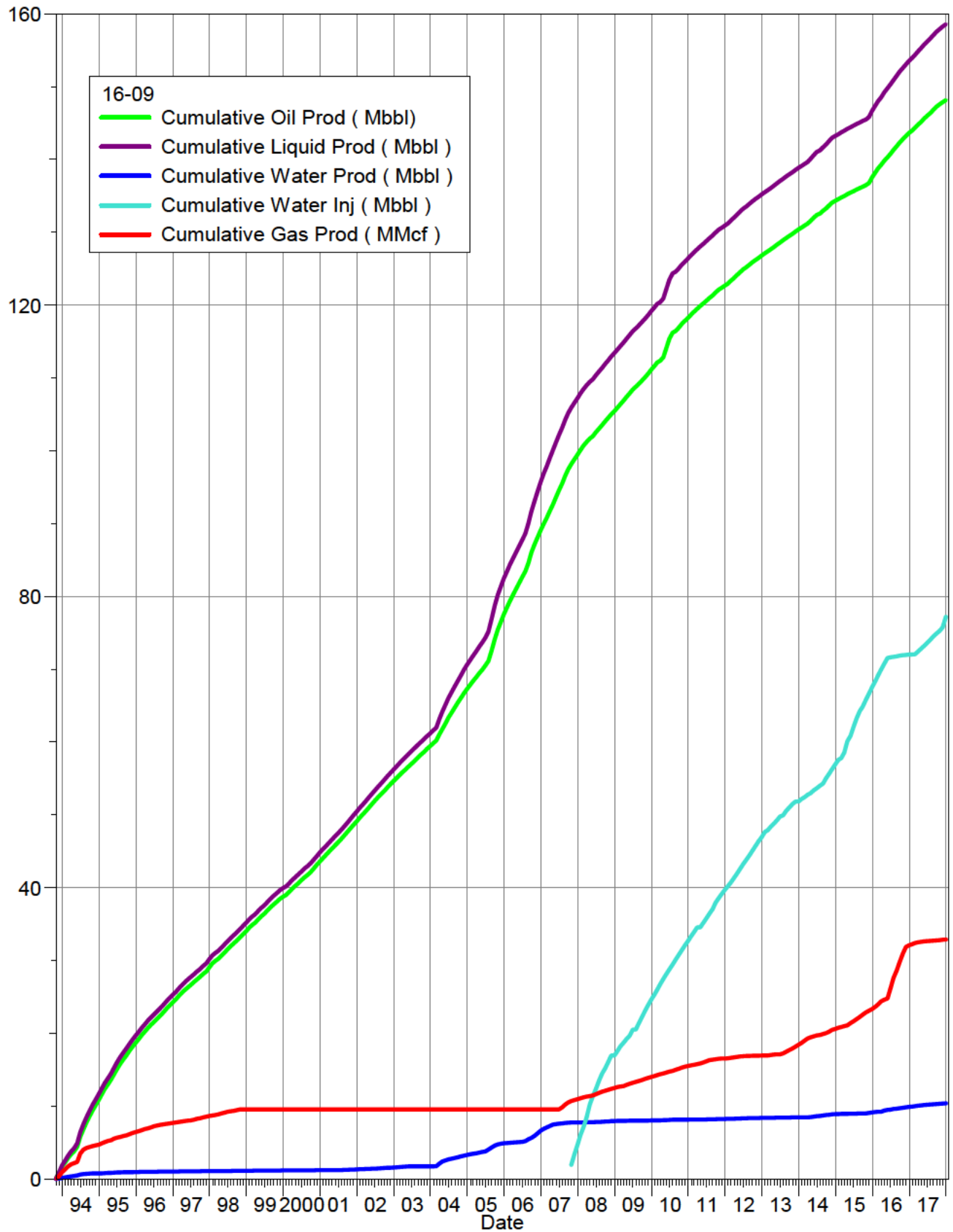
South Pierson Unit 1 Cumulative Production Plot

Pattern: 16-08 Set: PIERSON UNIT 1



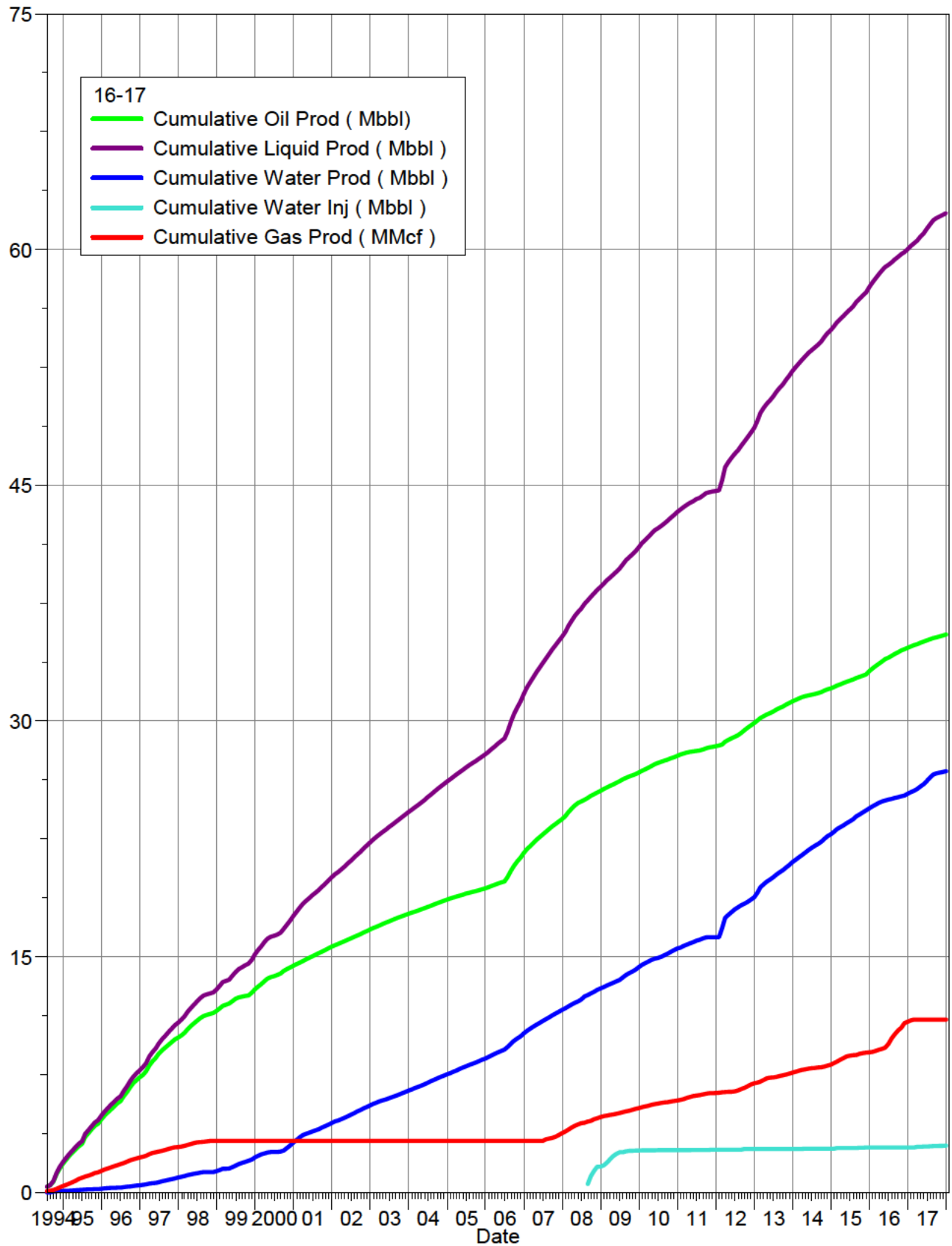
South Pierson Unit 1 Cumulative Production Plot

Pattern: 16-09 Set: PIERSON UNIT 1



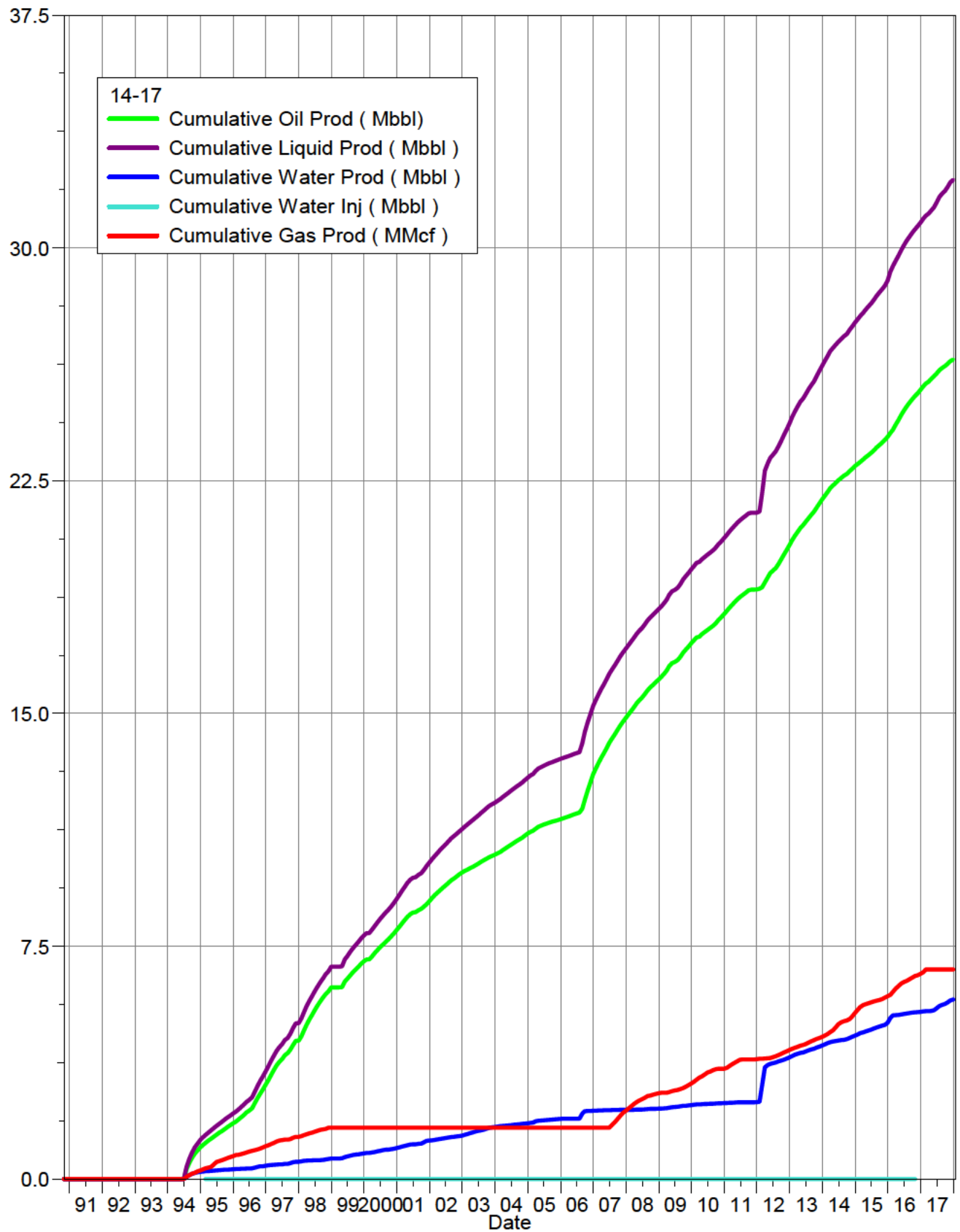
South Pierson Unit 1 Cumulative Production Plot

Pattern: 16-17 Set: PIERSON UNIT 1



South Pierson Unit 1 Cumulative Production Plot

Pattern: 14-17 Set: PIERSON UNIT 1



UWI	Date	Oil Rate (CD) bbl/d	Monthly Oil Prod bbl	Water Rate (CD) bbl/d	Monthly Water Prod bbl	Gas Rate (CD) Mcf/d	Monthly Gas Prod Mcf	Water Inj Rate (CD) bbl/d	INJ WINJ bbl	Gas Oil Ratio cf/bbl	Water Oil Ratio bbl/bbl	Inst. VRR	Cum VRR Since Prod	
00/01-08-002-29W1/0	17-Jan	12.34	382	1.12	35	34.18	1059.44			2770.36	0	0	0	
00/01-08-002-29W1/0	17-Feb	6.85	192	1.12	31	16.9	473.22			2466.74	0	0	0	
00/01-08-002-29W1/0	17-Mar	9.87	306	2.09	65	0	0			0	0	0	0	
00/01-08-002-29W1/0	17-Apr	11.82	355	1.48	44	0	0			0	0	0	0	
00/01-08-002-29W1/0	17-May	11.61	360	1.03	32	0	0			0	0	0	0	
00/01-08-002-29W1/0	17-Jun	10.57	317	0.87	26	0	0			0	0	0	0	
00/01-08-002-29W1/0	17-Jul	10.46	324	1.15	36	0	0			0	0	0	0	
00/01-08-002-29W1/0	17-Aug	11.26	349	1.29	40	0	0			0	0	0	0	
00/01-08-002-29W1/0	17-Sep	8.77	263	0.11	3	0	0			0	0	0	0	
00/01-08-002-29W1/0	17-Oct	9.87	306	0.19	6	0	0			0	0	0	0	
00/01-08-002-29W1/0	17-Nov	8.67	260	0.12	4	0	0			0	0	0	0	
00/01-08-002-29W1/0	17-Dec	7.2	223	0.06	2	0	0			0	0	0	0	
			3638		324		1532.66		0					Sum
UWI	Date	Oil Rate (CD) bbl/d	Monthly Oil Prod bbl	Water Rate (CD) bbl/d	Monthly Water Prod bbl	Gas Rate (CD) Mcf/d	Monthly Gas Prod Mcf	Water Inj Rate (CD) bbl/d	INJ WINJ bbl	Gas Oil Ratio cf/bbl	Water Oil Ratio bbl/bbl	Inst. VRR	Cum VRR Since Prod	
00/01-09-002-29W1/0	17-Jan	9.11	282	0.37	11	22.78	706.29			2500.93	0	0	0	
00/01-09-002-29W1/0	17-Feb	8.83	247	0.43	12	32.41	907.59			3671.63	0	0	0	
00/01-09-002-29W1/0	17-Mar	11.23	348	1.8	56	0	0			0	0	0	0	
00/01-09-002-29W1/0	17-Apr	12.36	371	1.52	46	0	0			0	0	0	0	
00/01-09-002-29W1/0	17-May	12.01	372	0.89	27	0	0			0	0	0	0	
00/01-09-002-29W1/0	17-Jun	11.89	357	0.65	19	0	0			0	0	0	0	
00/01-09-002-29W1/0	17-Jul	11.24	348	0.66	21	0	0			0	0	0	0	
00/01-09-002-29W1/0	17-Aug	10.96	340	0.65	20	0	0			0	0	0	0	
00/01-09-002-29W1/0	17-Sep	10.19	306	0.62	19	0	0			0	0	0	0	
00/01-09-002-29W1/0	17-Oct	9.39	291	0.51	16	0	0			0	0	0	0	
00/01-09-002-29W1/0	17-Nov	9.41	282	0.29	9	0	0			0	0	0	0	
00/01-09-002-29W1/0	17-Dec	8.01	248	0.45	14	0	0			0	0	0	0	
			3793		269		1613.88		0					Sum
UWI	Date	Oil Rate (CD) bbl/d	Monthly Oil Prod bbl	Water Rate (CD) bbl/d	Monthly Water Prod bbl	Gas Rate (CD) Mcf/d	Monthly Gas Prod Mcf	Water Inj Rate (CD) bbl/d	INJ WINJ bbl	Gas Oil Ratio cf/bbl	Water Oil Ratio bbl/bbl	Inst. VRR	Cum VRR Since Prod	
00/01-16-002-29W1/0	17-Jan	9.86	306	0.75	23	2.28	70.63			231.05	0	0	0	
00/01-16-002-29W1/0	17-Feb	9.73	272	0.79	22	3.28	91.82			337.13	0	0	0	
00/01-16-002-29W1/0	17-Mar	9.9	307	0.77	24	9.34	289.58			943.43	0	0	0	
00/01-16-002-29W1/0	17-Apr	9.91	297	0.83	25	9.81	294.17			989.62	0	0	0	
00/01-16-002-29W1/0	17-May	10.11	313	0.8	25	8.3	257.44			821.4	0	0	0	
00/01-16-002-29W1/0	17-Jun	10.4	312	0.86	26	5.01	150.44			482.32	0	0	0	
00/01-16-002-29W1/0	17-Jul	10.12	314	0.89	28	4.64	143.73			458.22	0	0	0	
00/01-16-002-29W1/0	17-Aug	10.65	330	0.93	29	2.93	90.76			274.95	0	0	0	
00/01-16-002-29W1/0	17-Sep	9.24	277	0.9	27	5.3	158.92			573.57	0	0	0	
00/01-16-002-29W1/0	17-Oct	6.78	210	0.72	22	2.96	91.82			436.93	0	0	0	
00/01-16-002-29W1/0	17-Nov	6.99	210	0.74	22	9.59	287.81			1372.08	0	0	0	
00/01-16-002-29W1/0	17-Dec	6.69	207	0.79	25	3.46	107.36			518.01	0	0	0	
			3356		297		2034.48		0					Sum

UWI	Date	Oil Rate (CD) bbl/d	Monthly Oil Prod bbl	Water Rate (CD) bbl/d	Monthly Water Prod bbl	Gas Rate (CD) Mcf/d	Monthly Gas Prod Mcf	Water Inj Rate (CD) bbl/d	INJ WINJ bbl	Gas Oil Ratio cf/bbl	Water Oil Ratio bbl/bbl	Inst. VRR	Cum VRR Since Prod	
00/01-17-002-29W1/0	17-Jan	9.13	283	0.18	6	3.76	116.54			411.74	0	0	0	
00/01-17-002-29W1/0	17-Feb	9.01	252	0.36	10	5.42	151.85			602.06	0	0	0	
00/01-17-002-29W1/0	17-Mar	8.74	271	0.43	13	0	0			0	0	0	0	
00/01-17-002-29W1/0	17-Apr	6.74	202	0.28	8	0	0			0	0	0	0	
00/01-17-002-29W1/0	17-May	11.37	352	0.59	18	0	0			0	0	0	0	
00/01-17-002-29W1/0	17-Jun	8.74	262	0.96	29	0	0			0	0	0	0	
00/01-17-002-29W1/0	17-Jul	8.31	258	1.04	32	0	0			0	0	0	0	
00/01-17-002-29W1/0	17-Aug	3.91	121	0.45	14	0	0			0	0	0	0	
00/01-17-002-29W1/0	17-Sep	7.65	229	1.05	32	0	0			0	0	0	0	
00/01-17-002-29W1/0	17-Oct	10.64	330	1.62	50	0	0			0	0	0	0	
00/01-17-002-29W1/0	17-Nov	10.78	323	1.54	46	0	0			0	0	0	0	
00/01-17-002-29W1/0	17-Dec	8.98	279	1.42	44	0	0			0	0	0	0	
			3163		303		268.39		0					Sum
UWI	Date	Oil Rate (CD) bbl/d	Monthly Oil Prod bbl	Water Rate (CD) bbl/d	Monthly Water Prod bbl	Gas Rate (CD) Mcf/d	Monthly Gas Prod Mcf	Water Inj Rate (CD) bbl/d	INJ WINJ bbl	Gas Oil Ratio cf/bbl	Water Oil Ratio bbl/bbl	Inst. VRR	Cum VRR Since Prod	
00/01-18-002-29W1/0	17-Jan	3.31	103	0.14	4	3.76	116.54			1136.7	0	0	0	
00/01-18-002-29W1/0	17-Feb	2.72	76	0.11	3	5.42	151.85			1995.27	0	0	0	
00/01-18-002-29W1/0	17-Mar	3.37	105	0.18	5	0	0			0	0	0	0	
00/01-18-002-29W1/0	17-Apr	3.16	95	0.2	6	0	0			0	0	0	0	
00/01-18-002-29W1/0	17-May	3.28	102	0.19	6	0	0			0	0	0	0	
00/01-18-002-29W1/0	17-Jun	2.97	89	0.13	4	0	0			0	0	0	0	
00/01-18-002-29W1/0	17-Jul	2.21	69	0.13	4	0	0			0	0	0	0	
00/01-18-002-29W1/0	17-Aug	2.03	63	0.13	4	0	0			0	0	0	0	
00/01-18-002-29W1/0	17-Sep	1.81	54	0.13	4	0	0			0	0	0	0	
00/01-18-002-29W1/0	17-Oct	1.74	54	0.13	4	0	0			0	0	0	0	
00/01-18-002-29W1/0	17-Nov	1.35	41	0.06	2	0	0			0	0	0	0	
00/01-18-002-29W1/0	17-Dec	1.29	40	0.06	2	0	0			0	0	0	0	
			889		49		268.39		0					Sum
UWI	Date	Oil Rate (CD) bbl/d	Monthly Oil Prod bbl	Water Rate (CD) bbl/d	Monthly Water Prod bbl	Gas Rate (CD) Mcf/d	Monthly Gas Prod Mcf	Water Inj Rate (CD) bbl/d	INJ WINJ bbl	Gas Oil Ratio cf/bbl	Water Oil Ratio bbl/bbl	Inst. VRR	Cum VRR Since Prod	
00/02-08-002-29W1/0	17-Jan							3.1	96.23				4.833	
00/02-08-002-29W1/0	17-Feb							0.02	0.63				4.833	
00/02-08-002-29W1/0	17-Mar							0.06	2.01				4.833	
00/02-08-002-29W1/0	17-Apr							0.08	2.45				4.833	
00/02-08-002-29W1/0	17-May							0.63	19.5				4.834	
00/02-08-002-29W1/0	17-Jun							0.57	16.98				4.835	
00/02-08-002-29W1/0	17-Jul							5.88	182.28				4.845	
00/02-08-002-29W1/0	17-Aug							0.63	19.5				4.846	
00/02-08-002-29W1/0	17-Sep							0.63	18.87				4.847	
00/02-08-002-29W1/0	17-Oct							0.63	19.5				4.848	
00/02-08-002-29W1/0	17-Nov							41	1229.97				4.916	
00/02-08-002-29W1/0	17-Dec							0.63	19.5				4.917	
			0		0		0		1627.42					Sum

UWI	Date	Oil Rate (CD) bbl/d	Monthly Oil Prod bbl	Water Rate (CD) bbl/d	Monthly Water Prod bbl	Gas Rate (CD) Mcf/d	Monthly Gas Prod Mcf	Water Inj Rate (CD) bbl/d	INJ WINJ bbl	Gas Oil Ratio cf/bbl	Water Oil Ratio bbl/bbl	Inst. VRR	Cum VRR Since Prod	
00/02-09-002-29W1/0	17-Jan							0.06	1.89				5.231	
00/02-09-002-29W1/0	17-Feb							0.06	1.76				5.231	
00/02-09-002-29W1/0	17-Mar							0.06	1.95				5.231	
00/02-09-002-29W1/0	17-Apr							0.08	2.45				5.231	
00/02-09-002-29W1/0	17-May							0.63	19.5				5.232	
00/02-09-002-29W1/0	17-Jun							0.57	16.98				5.233	
00/02-09-002-29W1/0	17-Jul							0.63	19.5				5.234	
00/02-09-002-29W1/0	17-Aug							0.63	19.5				5.235	
00/02-09-002-29W1/0	17-Sep							0.63	18.87				5.235	
00/02-09-002-29W1/0	17-Oct							0.63	19.5				5.236	
00/02-09-002-29W1/0	17-Nov							0.63	18.87				5.237	
00/02-09-002-29W1/0	17-Dec							0.63	19.5				5.238	
			0		0		0		160.26					Sum
UWI	Date	Oil Rate (CD) bbl/d	Monthly Oil Prod bbl	Water Rate (CD) bbl/d	Monthly Water Prod bbl	Gas Rate (CD) Mcf/d	Monthly Gas Prod Mcf	Water Inj Rate (CD) bbl/d	INJ WINJ bbl	Gas Oil Ratio cf/bbl	Water Oil Ratio bbl/bbl	Inst. VRR	Cum VRR Since Prod	
00/02-16-002-29W1/0	17-Jan							1.4	43.4				14.418	
00/02-16-002-29W1/0	17-Feb							1.86	52.21				14.419	
00/02-16-002-29W1/0	17-Mar							1.7	52.58				14.421	
00/02-16-002-29W1/0	17-Apr							17.63	528.78				14.433	
00/02-16-002-29W1/0	17-May							15.38	476.77				14.444	
00/02-16-002-29W1/0	17-Jun							23.29	698.8				14.46	
00/02-16-002-29W1/0	17-Jul							13.51	418.9				14.47	
00/02-16-002-29W1/0	17-Aug							13.03	403.81				14.479	
00/02-16-002-29W1/0	17-Sep							26.86	805.72				14.498	
00/02-16-002-29W1/0	17-Oct							29.34	909.51				14.519	
00/02-16-002-29W1/0	17-Nov							17.97	539.04				14.531	
00/02-16-002-29W1/0	17-Dec							18.62	577.28				14.544	
			0		0		0		5506.79					Sum
UWI	Date	Oil Rate (CD) bbl/d	Monthly Oil Prod bbl	Water Rate (CD) bbl/d	Monthly Water Prod bbl	Gas Rate (CD) Mcf/d	Monthly Gas Prod Mcf	Water Inj Rate (CD) bbl/d	INJ WINJ bbl	Gas Oil Ratio cf/bbl	Water Oil Ratio bbl/bbl	Inst. VRR	Cum VRR Since Prod	
00/02-17-002-29W1/0	17-Jan							2.39	74.22				0.204	
00/02-17-002-29W1/0	17-Feb							2.4	67.3				0.205	
00/02-17-002-29W1/0	17-Mar							26.21	812.64				0.227	
00/02-17-002-29W1/0	17-Apr							22.5	674.9				0.246	
00/02-17-002-29W1/0	17-May							20.53	636.53				0.263	
00/02-17-002-29W1/0	17-Jun							18.49	554.76				0.278	
00/02-17-002-29W1/0	17-Jul							15.2	471.11				0.29	
00/02-17-002-29W1/0	17-Aug							11.77	364.81				0.3	
00/02-17-002-29W1/0	17-Sep							8.91	267.32				0.307	
00/02-17-002-29W1/0	17-Oct							4.1	127.05				0.311	
00/02-17-002-29W1/0	17-Nov							1.01	30.19				0.312	
00/02-17-002-29W1/0	17-Dec							8.62	267.32				0.319	
			0		0		0		4348.14					Sum

UWI	Date	Oil Rate (CD) bbl/d	Monthly Oil Prod bbl	Water Rate (CD) bbl/d	Monthly Water Prod bbl	Gas Rate (CD) Mcf/d	Monthly Gas Prod Mcf	Water Inj Rate (CD) bbl/d	INJ WINJ bbl	Gas Oil Ratio cf/bbl	Water Oil Ratio bbl/bbl	Inst. VRR	Cum VRR Since Prod	
00/03-08-002-29W1/0	17-Jan	2.98	92	0.18	6	2.39	74.16			802.08	0	0	0	
00/03-08-002-29W1/0	17-Feb	3.68	103	0.2	6	4.67	130.66			1266.71	0	0	0	
00/03-08-002-29W1/0	17-Mar	2.33	72	0.11	3	0	0			0	0	0	0	
00/03-08-002-29W1/0	17-Apr	2.93	88	0.12	4	0	0			0	0	0	0	
00/03-08-002-29W1/0	17-May	2.99	93	0.12	4	0	0			0	0	0	0	
00/03-08-002-29W1/0	17-Jun	3.02	91	0.16	5	0	0			0	0	0	0	
00/03-08-002-29W1/0	17-Jul	1.73	54	0.05	2	0	0			0	0	0	0	
00/03-08-002-29W1/0	17-Aug	1.34	42	0	0	0	0			0	0	0	0	
00/03-08-002-29W1/0	17-Sep	2.07	62	0	0	0	0			0	0	0	0	
00/03-08-002-29W1/0	17-Oct	2.12	66	0	0	0	0			0	0	0	0	
00/03-08-002-29W1/0	17-Nov	1.95	58	0	0	0	0			0	0	0	0	
00/03-08-002-29W1/0	17-Dec	2.1	65	0	0	0	0			0	0	0	0	
			886		29		204.83		0					Sum
UWI	Date	Oil Rate (CD) bbl/d	Monthly Oil Prod bbl	Water Rate (CD) bbl/d	Monthly Water Prod bbl	Gas Rate (CD) Mcf/d	Monthly Gas Prod Mcf	Water Inj Rate (CD) bbl/d	INJ WINJ bbl	Gas Oil Ratio cf/bbl	Water Oil Ratio bbl/bbl	Inst. VRR	Cum VRR Since Prod	
00/03-09-002-29W1/0	17-Jan	8.89	275	0.08	3	2.96	91.82			333.29	0	0	0	
00/03-09-002-29W1/0	17-Feb	16.26	455	0.2	6	23.71	663.92			1457.93	0	0	0	
00/03-09-002-29W1/0	17-Mar	14.53	450	0.17	5	30.43	943.25			2094.78	0	0	0	
00/03-09-002-29W1/0	17-Apr	16.08	482	0.2	6	35.89	1076.74			2231.64	0	0	0	
00/03-09-002-29W1/0	17-May	15.92	494	0.19	6	30.38	941.84			1908.02	0	0	0	
00/03-09-002-29W1/0	17-Jun	15.87	476	0.19	6	18.39	551.62			1158.52	0	0	0	
00/03-09-002-29W1/0	17-Jul	14.84	460	0.18	6	17.13	531.13			1154.54	0	0	0	
00/03-09-002-29W1/0	17-Aug	13.71	425	0.13	4	10.71	331.96			781.19	0	0	0	
00/03-09-002-29W1/0	17-Sep	3.36	101	0.03	1	0	0			0	0	0	0	
00/03-09-002-29W1/0	17-Oct	11.23	348	0.12	4	10.85	336.2			965.34	0	0	0	
00/03-09-002-29W1/0	17-Nov	5.05	152	0.05	2	19.66	589.75			3888.99	0	0	0	
00/03-09-002-29W1/0	17-Dec	9.33	289	0.1	3	7.61	235.9			815.87	0	0	0	
			4408		50		6294.13		0					Sum
UWI	Date	Oil Rate (CD) bbl/d	Monthly Oil Prod bbl	Water Rate (CD) bbl/d	Monthly Water Prod bbl	Gas Rate (CD) Mcf/d	Monthly Gas Prod Mcf	Water Inj Rate (CD) bbl/d	INJ WINJ bbl	Gas Oil Ratio cf/bbl	Water Oil Ratio bbl/bbl	Inst. VRR	Cum VRR Since Prod	
00/03-16-002-29W1/0	17-Jan	10.25	318	40.99	1271	1.59	49.44			155.65	4	0	0	
00/03-16-002-29W1/0	17-Feb	13.48	377	57.91	1622	3.28	91.82			243.3	4	0	0	
00/03-16-002-29W1/0	17-Mar	11.29	350	55.81	1730	0	0			0	5	0	0	
00/03-16-002-29W1/0	17-Apr	1.63	49	9.02	271	0	0			0	6	0	0	
00/03-16-002-29W1/0	17-May	5.28	164	18.49	573	0	0			0	4	0	0	
00/03-16-002-29W1/0	17-Jun	15.18	456	53.73	1612	0	0			0	4	0	0	
00/03-16-002-29W1/0	17-Jul	15.03	466	56.98	1766	0	0			0	4	0	0	
00/03-16-002-29W1/0	17-Aug	15.75	488	55.38	1717	0	0			0	4	0	0	
00/03-16-002-29W1/0	17-Sep	15.93	478	55.03	1651	0	0			0	3	0	0	
00/03-16-002-29W1/0	17-Oct	16.04	497	50.16	1555	0	0			0	3	0	0	
00/03-16-002-29W1/0	17-Nov	16.55	497	51.7	1551	0	0			0	3	0	0	
00/03-16-002-29W1/0	17-Dec	13.22	410	42.96	1332	0	0			0	3	0	0	
			4549		16650		141.26		0					Sum

UWI	Date	Oil Rate (CD) bbl/d	Monthly Oil Prod bbl	Water Rate (CD) bbl/d	Monthly Water Prod bbl	Gas Rate (CD) Mcf/d	Monthly Gas Prod Mcf	Water Inj Rate (CD) bbl/d	INJ WINJ bbl	Gas Oil Ratio cf/bbl	Water Oil Ratio bbl/bbl	Inst. VRR	Cum VRR Since Prod	
00/03-17-002-29W1/0	17-Jan	5.38	167	0.45	14	0.68	21.19			127.12	0	0	0	
00/03-17-002-29W1/0	17-Feb	5.3	148	0.43	12	1.14	31.78			214.12	0	0	0	
00/03-17-002-29W1/0	17-Mar	5.13	159	0.3	9	0	0			0	0	0	0	
00/03-17-002-29W1/0	17-Apr	4.67	140	0.28	8	0	0			0	0	0	0	
00/03-17-002-29W1/0	17-May	4.51	140	0.26	8	0	0			0	0	0	0	
00/03-17-002-29W1/0	17-Jun	3.83	115	0.26	8	0	0			0	0	0	0	
00/03-17-002-29W1/0	17-Jul	3.78	117	0.32	10	0	0			0	0	0	0	
00/03-17-002-29W1/0	17-Aug	4.01	124	0.36	11	0	0			0	0	0	0	
00/03-17-002-29W1/0	17-Sep	3.63	109	0.33	10	0	0			0	0	0	0	
00/03-17-002-29W1/0	17-Oct	2.62	81	0.19	6	0	0			0	0	0	0	
00/03-17-002-29W1/0	17-Nov	2.85	85	0.19	6	0	0			0	0	0	0	
00/03-17-002-29W1/0	17-Dec	3.09	96	0.28	9	0	0			0	0	0	0	
			1482		111		52.97		0					Sum
UWI	Date	Oil Rate (CD) bbl/d	Monthly Oil Prod bbl	Water Rate (CD) bbl/d	Monthly Water Prod bbl	Gas Rate (CD) Mcf/d	Monthly Gas Prod Mcf	Water Inj Rate (CD) bbl/d	INJ WINJ bbl	Gas Oil Ratio cf/bbl	Water Oil Ratio bbl/bbl	Inst. VRR	Cum VRR Since Prod	
00/04-09-002-29W1/0	17-Jan							43.48	1347.91				7.707	
00/04-09-002-29W1/0	17-Feb							10.24	286.82				7.709	
00/04-09-002-29W1/0	17-Mar							546.69	16947.25				7.811	
00/04-09-002-29W1/0	17-Apr							573.61	17208.28				7.915	
00/04-09-002-29W1/0	17-May							485.67	15055.91				8.005	
00/04-09-002-29W1/0	17-Jun							429.34	12880.27				8.083	
00/04-09-002-29W1/0	17-Jul							435.34	13495.41				8.164	
00/04-09-002-29W1/0	17-Aug							448.87	13914.94				8.248	
00/04-09-002-29W1/0	17-Sep							603.02	18090.74				8.357	
00/04-09-002-29W1/0	17-Oct							714.75	22157.1				8.49	
00/04-09-002-29W1/0	17-Nov							689.11	20673.21				8.615	
00/04-09-002-29W1/0	17-Dec							676.68	20977.13				8.741	
			0		0		0		173034.97					Sum
UWI	Date	Oil Rate (CD) bbl/d	Monthly Oil Prod bbl	Water Rate (CD) bbl/d	Monthly Water Prod bbl	Gas Rate (CD) Mcf/d	Monthly Gas Prod Mcf	Water Inj Rate (CD) bbl/d	INJ WINJ bbl	Gas Oil Ratio cf/bbl	Water Oil Ratio bbl/bbl	Inst. VRR	Cum VRR Since Prod	
00/04-15-002-29W1/0	17-Jan							2.52	77.99				2.087	
00/04-15-002-29W1/0	17-Feb							3.17	88.69				2.088	
00/04-15-002-29W1/0	17-Mar							37.92	1175.38				2.098	
00/04-15-002-29W1/0	17-Apr							33.07	992.15				2.106	
00/04-15-002-29W1/0	17-May							31	961.08				2.115	
00/04-15-002-29W1/0	17-Jun							31.64	949.13				2.123	
00/04-15-002-29W1/0	17-Jul							31.26	969.2				2.131	
00/04-15-002-29W1/0	17-Aug							28.02	868.62				2.138	
00/04-15-002-29W1/0	17-Sep							25.85	775.53				2.145	
00/04-15-002-29W1/0	17-Oct							15.66	485.57				2.149	
00/04-15-002-29W1/0	17-Nov							32.18	965.49				2.157	
00/04-15-002-29W1/0	17-Dec							25.54	791.89				2.164	
			0		0		0		9100.72					Sum

UWI	Date	Oil Rate (CD) bbl/d	Monthly Oil Prod bbl	Water Rate (CD) bbl/d	Monthly Water Prod bbl	Gas Rate (CD) Mcf/d	Monthly Gas Prod Mcf	Water Inj Rate (CD) bbl/d	INJ WINJ bbl	Gas Oil Ratio cf/bbl	Water Oil Ratio bbl/bbl	Inst. VRR	Cum VRR Since Prod	
00/04-16-002-29W1/0	17-Jan							0.91	28.3				7.002	
00/04-16-002-29W1/0	17-Feb							0.9	25.16				7.002	
00/04-16-002-29W1/0	17-Mar							10.11	313.36				7.008	
00/04-16-002-29W1/0	17-Apr							11.38	341.54				7.014	
00/04-16-002-29W1/0	17-May							9.05	280.53				7.019	
00/04-16-002-29W1/0	17-Jun							8.64	259.14				7.024	
00/04-16-002-29W1/0	17-Jul							8.1	251.09				7.028	
00/04-16-002-29W1/0	17-Aug							8.14	252.22				7.033	
00/04-16-002-29W1/0	17-Sep							2.85	85.54				7.034	
00/04-16-002-29W1/0	17-Oct							0.63	19.5				7.035	
00/04-16-002-29W1/0	17-Nov							0.63	18.87				7.035	
00/04-16-002-29W1/0	17-Dec							1.26	39				7.036	
			0		0		0		1914.24					Sum
UWI	Date	Oil Rate (CD) bbl/d	Monthly Oil Prod bbl	Water Rate (CD) bbl/d	Monthly Water Prod bbl	Gas Rate (CD) Mcf/d	Monthly Gas Prod Mcf	Water Inj Rate (CD) bbl/d	INJ WINJ bbl	Gas Oil Ratio cf/bbl	Water Oil Ratio bbl/bbl	Inst. VRR	Cum VRR Since Prod	
00/04-17-002-29W1/0	17-Jan							4.99	154.73				2.942	
00/04-17-002-29W1/0	17-Feb							4.94	138.38				2.949	
00/04-17-002-29W1/0	17-Mar							55.88	1732.4				3.031	
00/04-17-002-29W1/0	17-Apr							47.49	1424.64				3.099	
00/04-17-002-29W1/0	17-May							37.64	1166.76				3.155	
00/04-17-002-29W1/0	17-Jun							37.26	1117.7				3.209	
00/04-17-002-29W1/0	17-Jul							37.31	1156.7				3.264	
00/04-17-002-29W1/0	17-Aug							30.01	930.26				3.308	
00/04-17-002-29W1/0	17-Sep							11.27	338.2				3.324	
00/04-17-002-29W1/0	17-Oct							4.2	130.2				3.331	
00/04-17-002-29W1/0	17-Nov							1.05	31.45				3.332	
00/04-17-002-29W1/0	17-Dec							0.63	19.5				3.333	
			0		0		0		8340.91					Sum
UWI	Date	Oil Rate (CD) bbl/d	Monthly Oil Prod bbl	Water Rate (CD) bbl/d	Monthly Water Prod bbl	Gas Rate (CD) Mcf/d	Monthly Gas Prod Mcf	Water Inj Rate (CD) bbl/d	INJ WINJ bbl	Gas Oil Ratio cf/bbl	Water Oil Ratio bbl/bbl	Inst. VRR	Cum VRR Since Prod	
00/05-09-002-29W1/0	17-Jan							35.63	1104.49				12.002	
00/05-09-002-29W1/0	17-Feb							0.01	0.19				12.002	
00/05-09-002-29W1/0	17-Mar							0.02	0.63				12.002	
00/05-09-002-29W1/0	17-Apr							429.72	12891.59				12.303	
00/05-09-002-29W1/0	17-May							371.54	11517.89				12.573	
00/05-09-002-29W1/0	17-Jun							330.61	9918.4				12.805	
00/05-09-002-29W1/0	17-Jul							318.83	9883.74				13.036	
00/05-09-002-29W1/0	17-Aug							276.95	8585.33				13.237	
00/05-09-002-29W1/0	17-Sep							241.18	7235.48				13.406	
00/05-09-002-29W1/0	17-Oct							127.31	3946.6				13.498	
00/05-09-002-29W1/0	17-Nov							67.86	2035.88				13.546	
00/05-09-002-29W1/0	17-Dec							78.97	2448.18				13.603	
			0		0		0		69568.41					Sum

UWI	Date	Oil Rate (CD) bbl/d	Monthly Oil Prod bbl	Water Rate (CD) bbl/d	Monthly Water Prod bbl	Gas Rate (CD) Mcf/d	Monthly Gas Prod Mcf	Water Inj Rate (CD) bbl/d	INJ WINJ bbl	Gas Oil Ratio cf/bbl	Water Oil Ratio bbl/bbl	Inst. VRR	Cum VRR Since Prod	
00/05-15-002-29W1/0	17-Jan	3.33	103	0.81	25	0.68	21.19			205.41	0	0	0	
00/05-15-002-29W1/0	17-Feb	2.58	72	0.54	15	1.01	28.25			390.58	0	0	0	
00/05-15-002-29W1/0	17-Mar	2.4	74	0.45	14	3.12	96.76			1300.42	0	0	0	
00/05-15-002-29W1/0	17-Apr	2.14	64	0.39	12	3.26	97.82			1526.24	0	0	0	
00/05-15-002-29W1/0	17-May	1.25	39	0.12	4	2.77	85.81			2214.84	0	0	0	
00/05-15-002-29W1/0	17-Jun	1.4	42	0.16	5	1.66	49.79			1186.89	0	0	0	
00/05-15-002-29W1/0	17-Jul	1.48	46	0.21	6	1.54	47.67			1041.17	0	0	0	
00/05-15-002-29W1/0	17-Aug	1.25	39	0.15	5	0.98	30.37			783.85	0	0	0	
00/05-15-002-29W1/0	17-Sep	1.13	34	0.13	4	1.77	52.97			1565.41	0	0	0	
00/05-15-002-29W1/0	17-Oct	1.12	35	0.13	4	0.99	30.72			884.91	0	0	0	
00/05-15-002-29W1/0	17-Nov	0.5	15	0.05	2	0.94	28.25			1871.53	0	0	0	
00/05-15-002-29W1/0	17-Dec	0	0	0	0	0	0						0	
			563		95		569.63		0					Sum
UWI	Date	Oil Rate (CD) bbl/d	Monthly Oil Prod bbl	Water Rate (CD) bbl/d	Monthly Water Prod bbl	Gas Rate (CD) Mcf/d	Monthly Gas Prod Mcf	Water Inj Rate (CD) bbl/d	INJ WINJ bbl	Gas Oil Ratio cf/bbl	Water Oil Ratio bbl/bbl	Inst. VRR	Cum VRR Since Prod	
00/05-16-002-29W1/0	17-Jan	8.72	270	1.56	48	1.94	60.03			221.97	0	0	0	
00/05-16-002-29W1/0	17-Feb	7.93	222	1.48	42	2.65	74.16			334.01	0	0	0	
00/05-16-002-29W1/0	17-Mar	9.59	297	1.7	53	0	0			0	0	0	0	
00/05-16-002-29W1/0	17-Apr	9.02	271	1.52	46	0	0			0	0	0	0	
00/05-16-002-29W1/0	17-May	9.99	310	1.69	52	0	0			0	0	0	0	
00/05-16-002-29W1/0	17-Jun	8.13	244	1.43	43	0	0			0	0	0	0	
00/05-16-002-29W1/0	17-Jul	13.23	410	7.27	225	0	0			0	1	0	0	
00/05-16-002-29W1/0	17-Aug	11.08	344	6.49	201	0	0			0	1	0	0	
00/05-16-002-29W1/0	17-Sep	8.56	257	4.69	141	0	0			0	1	0	0	
00/05-16-002-29W1/0	17-Oct	7.65	237	4.09	127	0	0			0	1	0	0	
00/05-16-002-29W1/0	17-Nov	7.38	221	3.82	115	0	0			0	1	0	0	
00/05-16-002-29W1/0	17-Dec	6.28	195	3.76	117	0	0			0	1	0	0	
			3278		1209		134.2		0					Sum
UWI	Date	Oil Rate (CD) bbl/d	Monthly Oil Prod bbl	Water Rate (CD) bbl/d	Monthly Water Prod bbl	Gas Rate (CD) Mcf/d	Monthly Gas Prod Mcf	Water Inj Rate (CD) bbl/d	INJ WINJ bbl	Gas Oil Ratio cf/bbl	Water Oil Ratio bbl/bbl	Inst. VRR	Cum VRR Since Prod	
00/05-17-002-29W1/0	17-Jan	2.76	86	0.16	5	5.7	176.57			2064.19	0	0	0	
00/05-17-002-29W1/0	17-Feb	2.74	77	0.22	6	6.18	173.04			2255.04	0	0	0	
00/05-17-002-29W1/0	17-Mar	2.06	64	0.17	5	0	0			0	0	0	0	
00/05-17-002-29W1/0	17-Apr	0	0	0	0	0	0						0	
00/05-17-002-29W1/0	17-May	0	0	0	0	0	0						0	
00/05-17-002-29W1/0	17-Jun	1.33	40	0.11	3	0	0			0	0	0	0	
00/05-17-002-29W1/0	17-Jul	2.58	80	0.3	9	0	0			0	0	0	0	
00/05-17-002-29W1/0	17-Aug	3.82	119	0.5	15	0	0			0	0	0	0	
00/05-17-002-29W1/0	17-Sep	5.07	152	0.58	17	0	0			0	0	0	0	
00/05-17-002-29W1/0	17-Oct	2.75	85	0.2	6	0	0			0	0	0	0	
00/05-17-002-29W1/0	17-Nov	2.8	84	0.19	6	0	0			0	0	0	0	
00/05-17-002-29W1/0	17-Dec	2.65	82	0.21	7	0	0			0	0	0	0	
			868		81		349.62		0					Sum

UWI	Date	Oil Rate (CD) bbl/d	Monthly Oil Prod bbl	Water Rate (CD) bbl/d	Monthly Water Prod bbl	Gas Rate (CD) Mcf/d	Monthly Gas Prod Mcf	Water Inj Rate (CD) bbl/d	INJ WINJ bbl	Gas Oil Ratio cf/bbl	Water Oil Ratio bbl/bbl	Inst. VRR	Cum VRR Since Prod	
00/06-08-002-29W1/0	17-Jan							2.33	72.33				6.918	
00/06-08-002-29W1/0	17-Feb							3.1	86.8				6.921	
00/06-08-002-29W1/0	17-Mar							44.79	1388.35				6.972	
00/06-08-002-29W1/0	17-Apr							38.7	1161.1				7.014	
00/06-08-002-29W1/0	17-May							36.46	1130.28				7.055	
00/06-08-002-29W1/0	17-Jun							37.47	1123.99				7.097	
00/06-08-002-29W1/0	17-Jul							46.58	1443.89				7.149	
00/06-08-002-29W1/0	17-Aug							39	1208.9				7.193	
00/06-08-002-29W1/0	17-Sep							36.36	1090.65				7.233	
00/06-08-002-29W1/0	17-Oct							29.85	925.23				7.267	
00/06-08-002-29W1/0	17-Nov							39.12	1173.55				7.31	
00/06-08-002-29W1/0	17-Dec							37.31	1156.7				7.352	
			0		0		0		11961.77					Sum
UWI	Date	Oil Rate (CD) bbl/d	Monthly Oil Prod bbl	Water Rate (CD) bbl/d	Monthly Water Prod bbl	Gas Rate (CD) Mcf/d	Monthly Gas Prod Mcf	Water Inj Rate (CD) bbl/d	INJ WINJ bbl	Gas Oil Ratio cf/bbl	Water Oil Ratio bbl/bbl	Inst. VRR	Cum VRR Since Prod	
00/06-09-002-29W1/0	17-Jan							8.42	261.03				9.071	
00/06-09-002-29W1/0	17-Feb							23	644.08				9.083	
00/06-09-002-29W1/0	17-Mar							215.52	6680.97				9.211	
00/06-09-002-29W1/0	17-Apr							234.02	7020.56				9.344	
00/06-09-002-29W1/0	17-May							227.32	7046.97				9.479	
00/06-09-002-29W1/0	17-Jun							192.71	5781.34				9.589	
00/06-09-002-29W1/0	17-Jul							233.7	7244.73				9.727	
00/06-09-002-29W1/0	17-Aug							263.72	8175.18				9.883	
00/06-09-002-29W1/0	17-Sep							259.88	7796.47				10.032	
00/06-09-002-29W1/0	17-Oct							202.36	6273.2				10.151	
00/06-09-002-29W1/0	17-Nov							259.68	7790.3				10.3	
00/06-09-002-29W1/0	17-Dec							253.51	7858.86				10.45	
			0		0		0		72573.68					Sum
UWI	Date	Oil Rate (CD) bbl/d	Monthly Oil Prod bbl	Water Rate (CD) bbl/d	Monthly Water Prod bbl	Gas Rate (CD) Mcf/d	Monthly Gas Prod Mcf	Water Inj Rate (CD) bbl/d	INJ WINJ bbl	Gas Oil Ratio cf/bbl	Water Oil Ratio bbl/bbl	Inst. VRR	Cum VRR Since Prod	
00/06-16-002-29W1/0	17-Jan							0.05	1.57				2.824	
00/06-16-002-29W1/0	17-Feb							0.06	1.76				2.824	
00/06-16-002-29W1/0	17-Mar							0.08	2.58				2.824	
00/06-16-002-29W1/0	17-Apr							0.08	2.45				2.824	
00/06-16-002-29W1/0	17-May							0.52	16.1				2.824	
00/06-16-002-29W1/0	17-Jun							0.59	17.61				2.825	
00/06-16-002-29W1/0	17-Jul							0.63	19.5				2.825	
00/06-16-002-29W1/0	17-Aug							0.63	19.5				2.826	
00/06-16-002-29W1/0	17-Sep							0.63	18.87				2.826	
00/06-16-002-29W1/0	17-Oct							0.63	19.5				2.827	
00/06-16-002-29W1/0	17-Nov							0.63	18.87				2.827	
00/06-16-002-29W1/0	17-Dec							0.63	19.5				2.827	
			0		0		0		157.81					Sum

UWI	Date	Oil Rate (CD) bbl/d	Monthly Oil Prod bbl	Water Rate (CD) bbl/d	Monthly Water Prod bbl	Gas Rate (CD) Mcf/d	Monthly Gas Prod Mcf	Water Inj Rate (CD) bbl/d	INJ WINJ bbl	Gas Oil Ratio cf/bbl	Water Oil Ratio bbl/bbl	Inst. VRR	Cum VRR Since Prod	
00/06-17-002-29W1/0	17-Jan							0.06	1.95				3.074	
00/06-17-002-29W1/0	17-Feb							0.06	1.76				3.074	
00/06-17-002-29W1/0	17-Mar							0.08	2.52				3.074	
00/06-17-002-29W1/0	17-Apr							0.08	2.45				3.074	
00/06-17-002-29W1/0	17-May							0.52	16.1				3.074	
00/06-17-002-29W1/0	17-Jun							0.59	17.61				3.074	
00/06-17-002-29W1/0	17-Jul							0.63	19.5				3.074	
00/06-17-002-29W1/0	17-Aug							0.63	19.5				3.075	
00/06-17-002-29W1/0	17-Sep							0.63	18.87				3.075	
00/06-17-002-29W1/0	17-Oct							0.63	19.5				3.075	
00/06-17-002-29W1/0	17-Nov							0.63	18.87				3.075	
00/06-17-002-29W1/0	17-Dec							0.63	19.5				3.075	
			0		0		0		158.13					Sum
UWI	Date	Oil Rate (CD) bbl/d	Monthly Oil Prod bbl	Water Rate (CD) bbl/d	Monthly Water Prod bbl	Gas Rate (CD) Mcf/d	Monthly Gas Prod Mcf	Water Inj Rate (CD) bbl/d	INJ WINJ bbl	Gas Oil Ratio cf/bbl	Water Oil Ratio bbl/bbl	Inst. VRR	Cum VRR Since Prod	
00/07-08-002-29W1/0	17-Jan	6.37	197	0.2	6	0.23	7.06			35.76	0	0	0	
00/07-08-002-29W1/0	17-Feb	11.48	321	0.36	10	0.25	7.06			21.97	0	0	0	
00/07-08-002-29W1/0	17-Mar	8.41	261	0.28	9	0	0			0	0	0	0	
00/07-08-002-29W1/0	17-Apr	6.87	206	0.27	8	0	0			0	0	0	0	
00/07-08-002-29W1/0	17-May	11.57	359	0.57	18	0	0			0	0	0	0	
00/07-08-002-29W1/0	17-Jun	11.8	354	0.62	18	0	0			0	0	0	0	
00/07-08-002-29W1/0	17-Jul	10.39	322	0.68	21	0	0			0	0	0	0	
00/07-08-002-29W1/0	17-Aug	8.86	275	0.81	25	0	0			0	0	0	0	
00/07-08-002-29W1/0	17-Sep	7.65	229	0.82	25	0	0			0	0	0	0	
00/07-08-002-29W1/0	17-Oct	6.37	198	0.61	19	0	0			0	0	0	0	
00/07-08-002-29W1/0	17-Nov	4.43	133	0.38	11	0	0			0	0	0	0	
00/07-08-002-29W1/0	17-Dec	3.56	110	0.41	13	0	0			0	0	0	0	
			2966		183		14.13		0					Sum
UWI	Date	Oil Rate (CD) bbl/d	Monthly Oil Prod bbl	Water Rate (CD) bbl/d	Monthly Water Prod bbl	Gas Rate (CD) Mcf/d	Monthly Gas Prod Mcf	Water Inj Rate (CD) bbl/d	INJ WINJ bbl	Gas Oil Ratio cf/bbl	Water Oil Ratio bbl/bbl	Inst. VRR	Cum VRR Since Prod	
00/07-16-002-29W1/0	17-Jan	12.01	372	1.83	57	5.24	162.45			436.27	0	0	0	
00/07-16-002-29W1/0	17-Feb	14.89	417	2.31	65	1.01	28.25			67.75	0	0	0	
00/07-16-002-29W1/0	17-Mar	10.09	313	1.93	60	0	0			0	0	0	0	
00/07-16-002-29W1/0	17-Apr	10.28	309	1.67	50	0	0			0	0	0	0	
00/07-16-002-29W1/0	17-May	9.74	302	1.49	46	0	0			0	0	0	0	
00/07-16-002-29W1/0	17-Jun	8.78	263	2.3	69	0	0			0	0	0	0	
00/07-16-002-29W1/0	17-Jul	8.32	258	2.34	72	0	0			0	0	0	0	
00/07-16-002-29W1/0	17-Aug	8.8	273	2.37	73	0	0			0	0	0	0	
00/07-16-002-29W1/0	17-Sep	8.93	268	2.72	82	0	0			0	0	0	0	
00/07-16-002-29W1/0	17-Oct	8.95	277	2.65	82	0	0			0	0	0	0	
00/07-16-002-29W1/0	17-Nov	7.86	236	2.05	61	0	0			0	0	0	0	
00/07-16-002-29W1/0	17-Dec	7.31	227	2.58	80	0	0			0	0	0	0	
			3515		797		190.7		0					Sum

UWI	Date	Oil Rate (CD) bbl/d	Monthly Oil Prod bbl	Water Rate (CD) bbl/d	Monthly Water Prod bbl	Gas Rate (CD) Mcf/d	Monthly Gas Prod Mcf	Water Inj Rate (CD) bbl/d	INJ WINJ bbl	Gas Oil Ratio cf/bbl	Water Oil Ratio bbl/bbl	Inst. VRR	Cum VRR Since Prod	
00/07-17-002-29W1/0	17-Jan	3.65	113	0.39	12	3.76	116.54			1029.34	0	0	0	
00/07-17-002-29W1/0	17-Feb	3.5	98	0.36	10	3.66	102.41			1043.74	0	0	0	
00/07-17-002-29W1/0	17-Mar	2.92	91	0.28	9	0	0			0	0	0	0	
00/07-17-002-29W1/0	17-Apr	2.29	69	0.28	8	0	0			0	0	0	0	
00/07-17-002-29W1/0	17-May	2.25	70	0.26	8	0	0			0	0	0	0	
00/07-17-002-29W1/0	17-Jun	2.24	67	0.26	8	0	0			0	0	0	0	
00/07-17-002-29W1/0	17-Jul	2.24	69	0.28	9	0	0			0	0	0	0	
00/07-17-002-29W1/0	17-Aug	2.61	81	0.36	11	0	0			0	0	0	0	
00/07-17-002-29W1/0	17-Sep	3.14	94	0.47	14	0	0			0	0	0	0	
00/07-17-002-29W1/0	17-Oct	3.76	117	0.51	16	0	0			0	0	0	0	
00/07-17-002-29W1/0	17-Nov	3.49	105	0.48	14	0	0			0	0	0	0	
00/07-17-002-29W1/0	17-Dec	3.32	103	0.5	16	0	0			0	0	0	0	
			1077		135		218.95		0					Sum
UWI	Date	Oil Rate (CD) bbl/d	Monthly Oil Prod bbl	Water Rate (CD) bbl/d	Monthly Water Prod bbl	Gas Rate (CD) Mcf/d	Monthly Gas Prod Mcf	Water Inj Rate (CD) bbl/d	INJ WINJ bbl	Gas Oil Ratio cf/bbl	Water Oil Ratio bbl/bbl	Inst. VRR	Cum VRR Since Prod	
00/08-08-002-29W1/0	17-Jan							62.07	1924.05				2.305	
00/08-08-002-29W1/0	17-Feb							59.21	1657.99				2.311	
00/08-08-002-29W1/0	17-Mar							815.65	25285.02				2.409	
00/08-08-002-29W1/0	17-Apr							845.77	25373.08				2.507	
00/08-08-002-29W1/0	17-May							721.53	22367.43				2.594	
00/08-08-002-29W1/0	17-Jun							631.22	18936.66				2.668	
00/08-08-002-29W1/0	17-Jul							597.58	18525.12				2.74	
00/08-08-002-29W1/0	17-Aug							619.14	19193.34				2.814	
00/08-08-002-29W1/0	17-Sep							350.15	10504.61				2.855	
00/08-08-002-29W1/0	17-Oct							278.74	8641				2.888	
00/08-08-002-29W1/0	17-Nov							707.85	21235.58				2.971	
00/08-08-002-29W1/0	17-Dec							702.69	21783.49				3.055	
			0		0		0		195427.37					Sum
UWI	Date	Oil Rate (CD) bbl/d	Monthly Oil Prod bbl	Water Rate (CD) bbl/d	Monthly Water Prod bbl	Gas Rate (CD) Mcf/d	Monthly Gas Prod Mcf	Water Inj Rate (CD) bbl/d	INJ WINJ bbl	Gas Oil Ratio cf/bbl	Water Oil Ratio bbl/bbl	Inst. VRR	Cum VRR Since Prod	
00/08-09-002-29W1/0	17-Jan							29.36	910.14				14.196	
00/08-09-002-29W1/0	17-Feb							30.82	862.96				14.204	
00/08-09-002-29W1/0	17-Mar							112.79	3496.5				14.233	
00/08-09-002-29W1/0	17-Apr							81.12	2433.65				14.254	
00/08-09-002-29W1/0	17-May							57.49	1782.34				14.269	
00/08-09-002-29W1/0	17-Jun							44.64	1339.1				14.28	
00/08-09-002-29W1/0	17-Jul							20.63	639.67				14.286	
00/08-09-002-29W1/0	17-Aug							22.03	683.07				14.292	
00/08-09-002-29W1/0	17-Sep							45.57	1367.09				14.303	
00/08-09-002-29W1/0	17-Oct							26.32	815.79				14.31	
			0		0		0		14330.32					Sum

UWI	Date	Oil Rate (CD) bbl/d	Monthly Oil Prod bbl	Water Rate (CD) bbl/d	Monthly Water Prod bbl	Gas Rate (CD) Mcf/d	Monthly Gas Prod Mcf	Water Inj Rate (CD) bbl/d	INJ WINJ bbl	Gas Oil Ratio cf/bbl	Water Oil Ratio bbl/bbl	Inst. VRR	Cum VRR Since Prod	
00/08-16-002-29W1/0	17-Jan							2.7	83.65				0.79	
00/08-16-002-29W1/0	17-Feb							2.81	78.62				0.793	
00/08-16-002-29W1/0	17-Mar							30.76	953.53				0.832	
00/08-16-002-29W1/0	17-Apr							26.84	805.16				0.864	
00/08-16-002-29W1/0	17-May							24.67	764.71				0.895	
00/08-16-002-29W1/0	17-Jun							26.23	786.85				0.927	
00/08-16-002-29W1/0	17-Jul							28.68	889				0.963	
00/08-16-002-29W1/0	17-Aug							21.68	672.19				0.99	
00/08-16-002-29W1/0	17-Sep							18.99	569.79				1.013	
00/08-16-002-29W1/0	17-Oct							14.18	439.47				1.031	
00/08-16-002-29W1/0	17-Nov							25.23	757.04				1.062	
00/08-16-002-29W1/0	17-Dec							20.4	632.31				1.087	
			0		0		0		7432.35					Sum
UWI	Date	Oil Rate (CD) bbl/d	Monthly Oil Prod bbl	Water Rate (CD) bbl/d	Monthly Water Prod bbl	Gas Rate (CD) Mcf/d	Monthly Gas Prod Mcf	Water Inj Rate (CD) bbl/d	INJ WINJ bbl	Gas Oil Ratio cf/bbl	Water Oil Ratio bbl/bbl	Inst. VRR	Cum VRR Since Prod	
00/08-18-002-29W1/0	17-Jan							5.97	184.92				1.002	
00/08-18-002-29W1/0	17-Feb							9.05	253.48				1.013	
00/08-18-002-29W1/0	17-Mar							59.16	1833.98				1.091	
00/08-18-002-29W1/0	17-Apr							46.25	1387.53				1.15	
00/08-18-002-29W1/0	17-May							43.38	1344.76				1.207	
00/08-18-002-29W1/0	17-Jun							33.27	998				1.25	
00/08-18-002-29W1/0	17-Jul							63.02	1953.61				1.333	
00/08-18-002-29W1/0	17-Aug							195.17	6050.16				1.591	
00/08-18-002-29W1/0	17-Sep							114.73	3441.78				1.737	
00/08-18-002-29W1/0	17-Oct							22.5	697.54				1.767	
00/08-18-002-29W1/0	17-Nov							113.53	3405.87				1.912	
00/08-18-002-29W1/0	17-Dec							119.95	3718.53				2.071	
			0		0		0		25270.18					Sum
UWI	Date	Oil Rate (CD) bbl/d	Monthly Oil Prod bbl	Water Rate (CD) bbl/d	Monthly Water Prod bbl	Gas Rate (CD) Mcf/d	Monthly Gas Prod Mcf	Water Inj Rate (CD) bbl/d	INJ WINJ bbl	Gas Oil Ratio cf/bbl	Water Oil Ratio bbl/bbl	Inst. VRR	Cum VRR Since Prod	
00/09-08-002-29W1/0	17-Jan	3.67	114	0.41	13	0.91	28.25			248.16	0	0	0	
00/09-08-002-29W1/0	17-Feb	5.03	141	0.58	16	1.51	42.38			300.78	0	0	0	
00/09-08-002-29W1/0	17-Mar	3.9	121	0.45	14	10.66	330.55			2737.11	0	0	0	
00/09-08-002-29W1/0	17-Apr	5.36	161	0.62	19	14.73	441.79			2747.98	0	0	0	
00/09-08-002-29W1/0	17-May	4.95	154	0.47	14	12.44	385.64			2510.7	0	0	0	
00/09-08-002-29W1/0	17-Jun	3.71	111	0.06	2	7.55	226.37			2032.16	0	0	0	
00/09-08-002-29W1/0	17-Jul	3.19	99	0.06	2	6.99	216.83			2191.58	0	0	0	
00/09-08-002-29W1/0	17-Aug	3.15	98	0.01	0	4.4	136.31			1395.51	0	0	0	
00/09-08-002-29W1/0	17-Sep	3.18	95	0.02	1	7.96	238.73			2501.95	0	0	0	
00/09-08-002-29W1/0	17-Oct	3.79	117	0.06	2	4.44	137.73			1172.21	0	0	0	
00/09-08-002-29W1/0	17-Nov	4.73	142	0.12	4	14.35	430.49			3032.42	0	0	0	
00/09-08-002-29W1/0	17-Dec	3.92	122	0.25	8	5.18	160.68			1322.28	0	0	0	
			1474		94		2775.73		0					Sum

UWI	Date	Oil Rate (CD) bbl/d	Monthly Oil Prod bbl	Water Rate (CD) bbl/d	Monthly Water Prod bbl	Gas Rate (CD) Mcf/d	Monthly Gas Prod Mcf	Water Inj Rate (CD) bbl/d	INJ WINJ bbl	Gas Oil Ratio cf/bbl	Water Oil Ratio bbl/bbl	Inst. VRR	Cum VRR Since Prod	
00/09-09-002-29W1/0	17-Jan	3.12	97	0.39	12	2.16	67.1			692.71	0	0	0	
00/09-09-002-29W1/0	17-Feb	4.58	128	0.07	2	5.04	141.26			1100.9	0	0	0	
00/09-09-002-29W1/0	17-Mar	4.66	145	0.06	2	0	0			0	0	0	0	
00/09-09-002-29W1/0	17-Apr	4.67	140	0.06	2	0	0			0	0	0	0	
00/09-09-002-29W1/0	17-May	4.02	125	0.06	2	0	0			0	0	0	0	
00/09-09-002-29W1/0	17-Jun	1.33	40	0.02	1	0	0			0	0	0	0	
00/09-09-002-29W1/0	17-Jul	1	31	0.02	1	0	0			0	0	0	0	
00/09-09-002-29W1/0	17-Aug	3.89	121	0.06	2	0	0			0	0	0	0	
00/09-09-002-29W1/0	17-Sep	4.34	130	0.06	2	0	0			0	0	0	0	
00/09-09-002-29W1/0	17-Oct	1.59	49	0.02	1	0	0			0	0	0	0	
00/09-09-002-29W1/0	17-Nov	0	0	0	0	0	0						0	
00/09-09-002-29W1/0	17-Dec	0	0	0	0	0	0	39.43	1222.42				0.006	
			1005		25		208.36		1222.42					Sum
UWI	Date	Oil Rate (CD) bbl/d	Monthly Oil Prod bbl	Water Rate (CD) bbl/d	Monthly Water Prod bbl	Gas Rate (CD) Mcf/d	Monthly Gas Prod Mcf	Water Inj Rate (CD) bbl/d	INJ WINJ bbl	Gas Oil Ratio cf/bbl	Water Oil Ratio bbl/bbl	Inst. VRR	Cum VRR Since Prod	
00/09-17-002-29W1/0	17-Jan	1.34	42	13.09	406	2.28	70.63			1701.39	10	0	0	
00/09-17-002-29W1/0	17-Feb	1.17	33	10.92	306	3.28	91.82			2807.29	9	0	0	
00/09-17-002-29W1/0	17-Mar	1.01	31	11.91	369	0	0			0	12	0	0	
00/09-17-002-29W1/0	17-Apr	0.96	29	11.66	350	0	0			0	12	0	0	
00/09-17-002-29W1/0	17-May	1	31	10.42	323	0	0			0	10	0	0	
00/09-17-002-29W1/0	17-Jun	1.05	32	13.07	392	0	0			0	12	0	0	
00/09-17-002-29W1/0	17-Jul	1.05	32	13.86	430	0	0			0	13	0	0	
00/09-17-002-29W1/0	17-Aug	1.08	34	14.25	442	0	0			0	13	0	0	
00/09-17-002-29W1/0	17-Sep	0.18	5	2.46	74	0	0			0	14	0	0	
00/09-17-002-29W1/0	17-Oct	0	0	0	0	0	0						0	
00/09-17-002-29W1/0	17-Nov	0	0	0	0	0	0						0	
00/09-17-002-29W1/0	17-Dec	0	0	0	0	0	0						0	
			268		3091		162.45		0					Sum
UWI	Date	Oil Rate (CD) bbl/d	Monthly Oil Prod bbl	Water Rate (CD) bbl/d	Monthly Water Prod bbl	Gas Rate (CD) Mcf/d	Monthly Gas Prod Mcf	Water Inj Rate (CD) bbl/d	INJ WINJ bbl	Gas Oil Ratio cf/bbl	Water Oil Ratio bbl/bbl	Inst. VRR	Cum VRR Since Prod	
00/10-08-002-29W1/0	17-Jan							0.73	22.64				3.045	
00/10-08-002-29W1/0	17-Feb							1.53	42.77				3.047	
00/10-08-002-29W1/0	17-Mar							16.46	510.35				3.074	
00/10-08-002-29W1/0	17-Apr							8.55	256.62				3.088	
00/10-08-002-29W1/0	17-May							9.21	285.62				3.103	
00/10-08-002-29W1/0	17-Jun							15.01	450.35				3.127	
00/10-08-002-29W1/0	17-Jul							16.29	505.07				3.154	
00/10-08-002-29W1/0	17-Aug							11.14	345.31				3.173	
00/10-08-002-29W1/0	17-Sep							9.79	293.73				3.189	
00/10-08-002-29W1/0	17-Oct							8.93	276.94				3.203	
00/10-08-002-29W1/0	17-Nov							17.86	535.89				3.232	
00/10-08-002-29W1/0	17-Dec							15.42	478.03				3.258	
			0		0		0		4003.34					Sum

UWI	Date	Oil Rate (CD) bbl/d	Monthly Oil Prod bbl	Water Rate (CD) bbl/d	Monthly Water Prod bbl	Gas Rate (CD) Mcf/d	Monthly Gas Prod Mcf	Water Inj Rate (CD) bbl/d	INJ WINJ bbl	Gas Oil Ratio cf/bbl	Water Oil Ratio bbl/bbl	Inst. VRR	Cum VRR Since Prod	
00/10-09-002-29W1/0	17-Jan							4.32	133.97				44.085	
00/10-09-002-29W1/0	17-Feb							11.95	334.62				44.099	
00/10-09-002-29W1/0	17-Mar							139.27	4317.32				44.279	
00/10-09-002-29W1/0	17-Apr							141.34	4240.21				44.457	
00/10-09-002-29W1/0	17-May							145.77	4518.72				44.645	
00/10-09-002-29W1/0	17-Jun							155.93	4677.79				44.841	
00/10-09-002-29W1/0	17-Jul							186.41	5778.82				45.082	
00/10-09-002-29W1/0	17-Aug							183.35	5683.91				45.32	
00/10-09-002-29W1/0	17-Sep							175.36	5260.86				45.539	
00/10-09-002-29W1/0	17-Oct							119.58	3706.9				45.694	
00/10-09-002-29W1/0	17-Nov							168.4	5051.97				45.905	
00/10-09-002-29W1/0	17-Dec							180.36	5591.2				46.139	
			0		0		0		49296.3					Sum
UWI	Date	Oil Rate (CD) bbl/d	Monthly Oil Prod bbl	Water Rate (CD) bbl/d	Monthly Water Prod bbl	Gas Rate (CD) Mcf/d	Monthly Gas Prod Mcf	Water Inj Rate (CD) bbl/d	INJ WINJ bbl	Gas Oil Ratio cf/bbl	Water Oil Ratio bbl/bbl	Inst. VRR	Cum VRR Since Prod	
00/10-16-002-29W1/0	17-Jan							1.36	42.14				6.439	
00/10-16-002-29W1/0	17-Feb							1.46	40.88				6.441	
00/10-16-002-29W1/0	17-Mar							17.64	546.84				6.46	
00/10-16-002-29W1/0	17-Apr							16.12	483.62				6.478	
00/10-16-002-29W1/0	17-May							15.92	493.5				6.496	
00/10-16-002-29W1/0	17-Jun							15.07	452.17				6.512	
00/10-16-002-29W1/0	17-Jul							15.54	481.8				6.529	
00/10-16-002-29W1/0	17-Aug							14.22	440.92				6.545	
00/10-16-002-29W1/0	17-Sep							13.88	416.39				6.56	
00/10-16-002-29W1/0	17-Oct							13.23	410.22				6.575	
00/10-16-002-29W1/0	17-Nov							14.5	435				6.59	
00/10-16-002-29W1/0	17-Dec							13.84	429.09				6.606	
			0		0		0		4672.57					Sum
UWI	Date	Oil Rate (CD) bbl/d	Monthly Oil Prod bbl	Water Rate (CD) bbl/d	Monthly Water Prod bbl	Gas Rate (CD) Mcf/d	Monthly Gas Prod Mcf	Water Inj Rate (CD) bbl/d	INJ WINJ bbl	Gas Oil Ratio cf/bbl	Water Oil Ratio bbl/bbl	Inst. VRR	Cum VRR Since Prod	
00/10-17-002-29W1/0	17-Jan	2.9	90	38.59	1196	3.76	116.54			1295.67	13	0	0.001	
00/10-17-002-29W1/0	17-Feb	2.72	76	37.69	1055	5.42	151.85			1995.27	14	0	0.001	
00/10-17-002-29W1/0	17-Mar	2.29	71	39.52	1225	0	0			0	17	0	0.001	
00/10-17-002-29W1/0	17-Apr	2.56	77	40.9	1227	0	0			0	16	0	0.001	
00/10-17-002-29W1/0	17-May	2.57	80	39.87	1236	0	0			0	16	0	0.001	
00/10-17-002-29W1/0	17-Jun	2.05	62	40.86	1226	0	0			0	20	0	0.001	
00/10-17-002-29W1/0	17-Jul	1.53	47	28.78	892	0	0			0	19	0	0.001	
00/10-17-002-29W1/0	17-Aug	1.46	45	25.92	804	0	0			0	18	0	0.001	
00/10-17-002-29W1/0	17-Sep	1.29	39	39.06	1172	0	0			0	30	0	0.001	
00/10-17-002-29W1/0	17-Oct	1.26	39	37.13	1151	0	0			0	29	0	0.001	
00/10-17-002-29W1/0	17-Nov	1.8	54	35.45	1064	0	0			0	20	0	0.001	
00/10-17-002-29W1/0	17-Dec	1.79	56	39.67	1230	0	0			0	22	0	0.001	
			735		13477		268.39		0					Sum

UWI	Date	Oil Rate (CD) bbl/d	Monthly Oil Prod bbl	Water Rate (CD) bbl/d	Monthly Water Prod bbl	Gas Rate (CD) Mcf/d	Monthly Gas Prod Mcf	Water Inj Rate (CD) bbl/d	INJ WINJ bbl	Gas Oil Ratio cf/bbl	Water Oil Ratio bbl/bbl	Inst. VRR	Cum VRR Since Prod	
00/11-09-002-29W1/0	17-Jan							5.46	169.2				0.21	
00/11-09-002-29W1/0	17-Feb							3.64	101.89				0.211	
00/11-09-002-29W1/0	17-Mar							74.72	2316.47				0.221	
00/11-09-002-29W1/0	17-Apr							66.12	1983.68				0.23	
00/11-09-002-29W1/0	17-May							63.63	1972.42				0.239	
00/11-09-002-29W1/0	17-Jun							65.97	1979.02				0.248	
00/11-09-002-29W1/0	17-Jul							74.45	2308.04				0.258	
00/11-09-002-29W1/0	17-Aug							60.53	1876.38				0.266	
00/11-09-002-29W1/0	17-Sep							56	1680.13				0.274	
00/11-09-002-29W1/0	17-Oct							46.57	1443.7				0.28	
00/11-09-002-29W1/0	17-Nov							71	2129.98				0.29	
00/11-09-002-29W1/0	17-Dec							65.98	2045.26				0.299	
			0		0		0		20006.18					Sum
UWI	Date	Oil Rate (CD) bbl/d	Monthly Oil Prod bbl	Water Rate (CD) bbl/d	Monthly Water Prod bbl	Gas Rate (CD) Mcf/d	Monthly Gas Prod Mcf	Water Inj Rate (CD) bbl/d	INJ WINJ bbl	Gas Oil Ratio cf/bbl	Water Oil Ratio bbl/bbl	Inst. VRR	Cum VRR Since Prod	
00/11-16-002-29W1/0	17-Jan	7.08	220	0.75	23	1.94	60.03			273.49	0	0	0	
00/11-16-002-29W1/0	17-Feb	7.88	221	0.63	18	0.25	7.06			31.99	0	0	0	
00/11-16-002-29W1/0	17-Mar	10.13	314	0.76	24	0	0			0	0	0	0	
00/11-16-002-29W1/0	17-Apr	9.66	290	0.9	27	0	0			0	0	0	0	
00/11-16-002-29W1/0	17-May	9.5	294	0.84	26	0	0			0	0	0	0	
00/11-16-002-29W1/0	17-Jun	10.11	303	1.14	34	0	0			0	0	0	0	
00/11-16-002-29W1/0	17-Jul	10.2	316	2.03	63	0	0			0	0	0	0	
00/11-16-002-29W1/0	17-Aug	9.67	300	2.53	79	0	0			0	0	0	0	
00/11-16-002-29W1/0	17-Sep	7.81	234	2.27	68	0	0			0	0	0	0	
00/11-16-002-29W1/0	17-Oct	7.74	240	1.95	60	0	0			0	0	0	0	
00/11-16-002-29W1/0	17-Nov	8.14	244	1.97	59	0	0			0	0	0	0	
00/11-16-002-29W1/0	17-Dec	8.01	248	2.1	65	0	0			0	0	0	0	
			3225		546		67.1		0					Sum
UWI	Date	Oil Rate (CD) bbl/d	Monthly Oil Prod bbl	Water Rate (CD) bbl/d	Monthly Water Prod bbl	Gas Rate (CD) Mcf/d	Monthly Gas Prod Mcf	Water Inj Rate (CD) bbl/d	INJ WINJ bbl	Gas Oil Ratio cf/bbl	Water Oil Ratio bbl/bbl	Inst. VRR	Cum VRR Since Prod	
00/11-17-002-29W1/0	17-Jan	4.38	136	0.26	8	2.28	70.63			519.87	0	0	0	
00/11-17-002-29W1/0	17-Feb	4.76	133	0.25	7	3.03	84.76			635.61	0	0	0	
00/11-17-002-29W1/0	17-Mar	3.88	120	0.23	7	0	0			0	0	0	0	
00/11-17-002-29W1/0	17-Apr	3.2	96	0.2	6	0	0			0	0	0	0	
00/11-17-002-29W1/0	17-May	3	93	0.19	6	0	0			0	0	0	0	
00/11-17-002-29W1/0	17-Jun	3.01	90	0.19	6	0	0			0	0	0	0	
00/11-17-002-29W1/0	17-Jul	2.61	81	0.15	5	0	0			0	0	0	0	
00/11-17-002-29W1/0	17-Aug	2.38	74	0.12	4	0	0			0	0	0	0	
00/11-17-002-29W1/0	17-Sep	0.73	22	0.04	1	0	0			0	0	0	0	
00/11-17-002-29W1/0	17-Oct	1.92	60	4.73	147	0	0			0	2	0	0	
00/11-17-002-29W1/0	17-Nov	4.27	128	5.67	170	0	0			0	1	0	0	
00/11-17-002-29W1/0	17-Dec	3.05	94	2.72	84	0	0			0	1	0	0	
			1128		450		155.38		0					Sum

UWI	Date	Oil Rate (CD) bbl/d	Monthly Oil Prod bbl	Water Rate (CD) bbl/d	Monthly Water Prod bbl	Gas Rate (CD) Mcf/d	Monthly Gas Prod Mcf	Water Inj Rate (CD) bbl/d	INJ WINJ bbl	Gas Oil Ratio cf/bbl	Water Oil Ratio bbl/bbl	Inst. VRR	Cum VRR Since Prod	
00/12-04-002-29W1/0	17-Jan							0.06	1.89				3.64	
00/12-04-002-29W1/0	17-Feb							0.06	1.76				3.641	
00/12-04-002-29W1/0	17-Mar							0.06	1.95				3.641	
00/12-04-002-29W1/0	17-Apr							0.08	2.45				3.641	
00/12-04-002-29W1/0	17-May							0.63	19.5				3.645	
00/12-04-002-29W1/0	17-Jun							0.57	16.98				3.647	
00/12-04-002-29W1/0	17-Jul							0.63	19.5				3.651	
00/12-04-002-29W1/0	17-Aug							0.63	19.5				3.654	
00/12-04-002-29W1/0	17-Sep							0.63	18.87				3.657	
00/12-04-002-29W1/0	17-Oct							0.63	19.5				3.66	
00/12-04-002-29W1/0	17-Nov							0.63	18.87				3.663	
00/12-04-002-29W1/0	17-Dec							0.63	19.5				3.667	
			0		0		0		160.26					Sum
UWI	Date	Oil Rate (CD) bbl/d	Monthly Oil Prod bbl	Water Rate (CD) bbl/d	Monthly Water Prod bbl	Gas Rate (CD) Mcf/d	Monthly Gas Prod Mcf	Water Inj Rate (CD) bbl/d	INJ WINJ bbl	Gas Oil Ratio cf/bbl	Water Oil Ratio bbl/bbl	Inst. VRR	Cum VRR Since Prod	
00/12-08-002-29W1/0	17-Jan							0.16	5.03				1.657	
00/12-08-002-29W1/0	17-Feb							0.81	22.64				1.658	
00/12-08-002-29W1/0	17-Mar							0.26	7.99				1.658	
00/12-08-002-29W1/0	17-Apr							0.08	2.45				1.658	
00/12-08-002-29W1/0	17-May							0.52	16.1				1.659	
00/12-08-002-29W1/0	17-Jun							0.57	16.98				1.66	
00/12-08-002-29W1/0	17-Jul							0.63	19.5				1.661	
00/12-08-002-29W1/0	17-Aug							0.63	19.5				1.661	
00/12-08-002-29W1/0	17-Sep							0.63	18.87				1.662	
00/12-08-002-29W1/0	17-Oct							0.75	23.27				1.663	
00/12-08-002-29W1/0	17-Nov							0.63	18.87				1.664	
00/12-08-002-29W1/0	17-Dec							0.63	19.5				1.665	
			0		0		0		190.71					Sum
UWI	Date	Oil Rate (CD) bbl/d	Monthly Oil Prod bbl	Water Rate (CD) bbl/d	Monthly Water Prod bbl	Gas Rate (CD) Mcf/d	Monthly Gas Prod Mcf	Water Inj Rate (CD) bbl/d	INJ WINJ bbl	Gas Oil Ratio cf/bbl	Water Oil Ratio bbl/bbl	Inst. VRR	Cum VRR Since Prod	
00/12-17-002-29W1/0	17-Jan							0.06	1.95				0.365	
00/12-17-002-29W1/0	17-Feb							0.06	1.76				0.365	
00/12-17-002-29W1/0	17-Mar							0.06	1.95				0.365	
00/12-17-002-29W1/0	17-Apr							0.08	2.45				0.366	
00/12-17-002-29W1/0	17-May							0.52	16.1				0.367	
00/12-17-002-29W1/0	17-Jun							0.59	17.61				0.368	
00/12-17-002-29W1/0	17-Jul							0.63	19.5				0.369	
00/12-17-002-29W1/0	17-Aug							0.63	19.5				0.37	
00/12-17-002-29W1/0	17-Sep							0.63	18.87				0.372	
00/12-17-002-29W1/0	17-Oct							0.63	19.5				0.373	
00/12-17-002-29W1/0	17-Nov							0.63	18.87				0.374	
00/12-17-002-29W1/0	17-Dec							0.63	19.5				0.375	
			0		0		0		157.56					Sum

UWI	Date	Oil Rate (CD) bbl/d	Monthly Oil Prod bbl	Water Rate (CD) bbl/d	Monthly Water Prod bbl	Gas Rate (CD) Mcf/d	Monthly Gas Prod Mcf	Water Inj Rate (CD) bbl/d	INJ WINJ bbl	Gas Oil Ratio cf/bbl	Water Oil Ratio bbl/bbl	Inst. VRR	Cum VRR Since Prod	
00/13-08-002-29W1/0	17-Jan	2.76	86	0.2	6	3.76	116.54			1362.36	0	0	0	
00/13-08-002-29W1/0	17-Feb	2.29	64	0.16	4	5.42	151.85			2366.93	0	0	0	
00/13-08-002-29W1/0	17-Mar	1.94	60	1.84	57	0	0			0	1	0	0	
00/13-08-002-29W1/0	17-Apr	2.21	66	2.88	87	0	0			0	1	0	0	
00/13-08-002-29W1/0	17-May	2.31	72	2.31	72	0	0			0	1	0	0	
00/13-08-002-29W1/0	17-Jun	2.04	61	2.54	76	0	0			0	1	0	0	
00/13-08-002-29W1/0	17-Jul	1.97	61	2.72	84	0	0			0	1	0	0	
00/13-08-002-29W1/0	17-Aug	2.04	63	2.8	87	0	0			0	1	0	0	
00/13-08-002-29W1/0	17-Sep	1.44	43	1.87	56	0	0			0	1	0	0	
00/13-08-002-29W1/0	17-Oct	1.05	33	1.17	36	0	0			0	1	0	0	
00/13-08-002-29W1/0	17-Nov	1.29	39	1.41	42	0	0			0	1	0	0	
00/13-08-002-29W1/0	17-Dec	0.96	30	1.2	37	0	0			0	1	0	0	
			677		645		268.39		0					Sum
UWI	Date	Oil Rate (CD) bbl/d	Monthly Oil Prod bbl	Water Rate (CD) bbl/d	Monthly Water Prod bbl	Gas Rate (CD) Mcf/d	Monthly Gas Prod Mcf	Water Inj Rate (CD) bbl/d	INJ WINJ bbl	Gas Oil Ratio cf/bbl	Water Oil Ratio bbl/bbl	Inst. VRR	Cum VRR Since Prod	
00/13-09-002-29W1/0	17-Jan							22.7	703.83				2.251	
00/13-09-002-29W1/0	17-Feb							39.72	1112.04				2.257	
00/13-09-002-29W1/0	17-Mar							281.4	8723.33				2.303	
00/13-09-002-29W1/0	17-Apr							334.24	10027.15				2.356	
00/13-09-002-29W1/0	17-May							310.32	9620.07				2.407	
00/13-09-002-29W1/0	17-Jun							281.07	8432.24				2.451	
00/13-09-002-29W1/0	17-Jul							298.18	9243.56				2.5	
00/13-09-002-29W1/0	17-Aug							276.81	8581.12				2.545	
00/13-09-002-29W1/0	17-Sep							320.01	9600.32				2.596	
00/13-09-002-29W1/0	17-Oct							301.95	9360.55				2.645	
00/13-09-002-29W1/0	17-Nov							290.59	8717.73				2.691	
00/13-09-002-29W1/0	17-Dec							288.74	8950.96				2.738	
			0		0		0		93072.91					Sum
UWI	Date	Oil Rate (CD) bbl/d	Monthly Oil Prod bbl	Water Rate (CD) bbl/d	Monthly Water Prod bbl	Gas Rate (CD) Mcf/d	Monthly Gas Prod Mcf	Water Inj Rate (CD) bbl/d	INJ WINJ bbl	Gas Oil Ratio cf/bbl	Water Oil Ratio bbl/bbl	Inst. VRR	Cum VRR Since Prod	
00/13-16-002-29W1/0	17-Jan	3.92	121	0.37	11	1.94	60.03			494.55	0	0	0	
00/13-16-002-29W1/0	17-Feb	3.82	107	0.43	12	0.38	10.59			99.08	0	0	0	
00/13-16-002-29W1/0	17-Mar	3.78	117	0.44	14	0	0			0	0	0	0	
00/13-16-002-29W1/0	17-Apr	4.15	125	0.54	16	0	0			0	0	0	0	
00/13-16-002-29W1/0	17-May	4.09	127	0.55	17	0	0			0	0	0	0	
00/13-16-002-29W1/0	17-Jun	3.86	116	0.58	17	0	0			0	0	0	0	
00/13-16-002-29W1/0	17-Jul	3.8	118	0.62	19	0	0			0	0	0	0	
00/13-16-002-29W1/0	17-Aug	3.57	111	0.49	15	0	0			0	0	0	0	
00/13-16-002-29W1/0	17-Sep	3.08	92	0.42	13	0	0			0	0	0	0	
00/13-16-002-29W1/0	17-Oct	3.53	109	0.44	14	0	0			0	0	0	0	
00/13-16-002-29W1/0	17-Nov	5.1	153	0.81	24	0	0			0	0	0	0	
00/13-16-002-29W1/0	17-Dec	4.42	137	1.06	33	0	0			0	0	0	0	
			1433		205		70.63		0					Sum

UWI	Date	Oil Rate (CD) bbl/d	Monthly Oil Prod bbl	Water Rate (CD) bbl/d	Monthly Water Prod bbl	Gas Rate (CD) Mcf/d	Monthly Gas Prod Mcf	Water Inj Rate (CD) bbl/d	INJ WINJ bbl	Gas Oil Ratio cf/bbl	Water Oil Ratio bbl/bbl	Inst. VRR	Cum VRR Since Prod	
00/14-04-002-29W1/0	17-Jan							0.08	2.52				1.377	
00/14-04-002-29W1/0	17-Feb							0.06	1.76				1.377	
00/14-04-002-29W1/0	17-Mar							0.07	2.08				1.377	
00/14-04-002-29W1/0	17-Apr							0.08	2.45				1.377	
00/14-04-002-29W1/0	17-May							0.63	19.5				1.377	
00/14-04-002-29W1/0	17-Jun							0.57	16.98				1.378	
00/14-04-002-29W1/0	17-Jul							0.63	19.5				1.378	
00/14-04-002-29W1/0	17-Aug							0.63	19.5				1.378	
00/14-04-002-29W1/0	17-Sep							0.63	18.87				1.378	
00/14-04-002-29W1/0	17-Oct							0.63	19.5				1.379	
00/14-04-002-29W1/0	17-Nov							0.63	18.87				1.379	
00/14-04-002-29W1/0	17-Dec							0.63	19.5				1.379	
			0		0		0		161.02					Sum
UWI	Date	Oil Rate (CD) bbl/d	Monthly Oil Prod bbl	Water Rate (CD) bbl/d	Monthly Water Prod bbl	Gas Rate (CD) Mcf/d	Monthly Gas Prod Mcf	Water Inj Rate (CD) bbl/d	INJ WINJ bbl	Gas Oil Ratio cf/bbl	Water Oil Ratio bbl/bbl	Inst. VRR	Cum VRR Since Prod	
00/14-08-002-29W1/0	17-Jan							0.06	1.95				1.947	
00/14-08-002-29W1/0	17-Feb							0.4	11.32				1.948	
00/14-08-002-29W1/0	17-Mar							4.08	126.36				1.957	
00/14-08-002-29W1/0	17-Apr							0.08	2.45				1.957	
00/14-08-002-29W1/0	17-May							0.52	16.1				1.958	
00/14-08-002-29W1/0	17-Jun							0.57	16.98				1.959	
00/14-08-002-29W1/0	17-Jul							1.01	31.26				1.961	
00/14-08-002-29W1/0	17-Aug							0.63	19.5				1.962	
00/14-08-002-29W1/0	17-Sep							0.63	18.87				1.964	
00/14-08-002-29W1/0	17-Oct							0.63	19.5				1.965	
00/14-08-002-29W1/0	17-Nov							0.63	18.87				1.966	
00/14-08-002-29W1/0	17-Dec							0.63	19.5				1.968	
			0		0		0		302.67					Sum
UWI	Date	Oil Rate (CD) bbl/d	Monthly Oil Prod bbl	Water Rate (CD) bbl/d	Monthly Water Prod bbl	Gas Rate (CD) Mcf/d	Monthly Gas Prod Mcf	Water Inj Rate (CD) bbl/d	INJ WINJ bbl	Gas Oil Ratio cf/bbl	Water Oil Ratio bbl/bbl	Inst. VRR	Cum VRR Since Prod	
00/14-09-002-29W1/0	17-Jan							14.43	447.21				1.605	
00/14-09-002-29W1/0	17-Feb							5.23	146.55				1.605	
00/14-09-002-29W1/0	17-Mar							329.32	10208.99				1.622	
00/14-09-002-29W1/0	17-Apr							420.37	12611.06				1.642	
00/14-09-002-29W1/0	17-May							381.83	11836.79				1.661	
00/14-09-002-29W1/0	17-Jun							351.43	10542.97				1.678	
00/14-09-002-29W1/0	17-Jul							366.25	11353.73				1.696	
00/14-09-002-29W1/0	17-Aug							446.62	13845.12				1.718	
00/14-09-002-29W1/0	17-Sep							329.59	9887.58				1.734	
00/14-09-002-29W1/0	17-Oct							248.3	7697.34				1.746	
00/14-09-002-29W1/0	17-Nov							212.83	6384.78				1.756	
00/14-09-002-29W1/0	17-Dec							243.66	7553.43				1.769	
			0		0		0		102515.55					Sum

UWI	Date	Oil Rate (CD) bbl/d	Monthly Oil Prod bbl	Water Rate (CD) bbl/d	Monthly Water Prod bbl	Gas Rate (CD) Mcf/d	Monthly Gas Prod Mcf	Water Inj Rate (CD) bbl/d	INJ WINJ bbl	Gas Oil Ratio cf/bbl	Water Oil Ratio bbl/bbl	Inst. VRR	Cum VRR Since Prod	
00/14-16-002-29W1/0	17-Jan	5.68	176	32.2	998	5.24	162.45			922.4	6	0	0	
00/14-16-002-29W1/0	17-Feb	5.48	153	40.28	1128	1.01	28.25			184.08	7	0	0	
00/14-16-002-29W1/0	17-Mar	5.05	156	41.52	1287	0	0			0	8	0	0	
00/14-16-002-29W1/0	17-Apr	5.05	151	44.67	1340	0	0			0	9	0	0	
00/14-16-002-29W1/0	17-May	4.16	129	34.98	1084	0	0			0	8	0	0	
00/14-16-002-29W1/0	17-Jun	3.86	116	33.04	991	0	0			0	9	0	0	
00/14-16-002-29W1/0	17-Jul	3.86	120	37.76	1170	0	0			0	10	0	0	
00/14-16-002-29W1/0	17-Aug	4.02	124	40.53	1256	0	0			0	10	0	0	
00/14-16-002-29W1/0	17-Sep	3.94	118	40.83	1225	0	0			0	10	0	0	
00/14-16-002-29W1/0	17-Oct	3.92	122	36.74	1139	0	0			0	9	0	0	
00/14-16-002-29W1/0	17-Nov	4.04	121	37.86	1136	0	0			0	9	0	0	
00/14-16-002-29W1/0	17-Dec	3.52	109	33.98	1053	0	0			0	10	0	0	
			1596		13809		190.7		0					Sum
UWI	Date	Oil Rate (CD) bbl/d	Monthly Oil Prod bbl	Water Rate (CD) bbl/d	Monthly Water Prod bbl	Gas Rate (CD) Mcf/d	Monthly Gas Prod Mcf	Water Inj Rate (CD) bbl/d	INJ WINJ bbl	Gas Oil Ratio cf/bbl	Water Oil Ratio bbl/bbl	Inst. VRR	Cum VRR Since Prod	
00/15-04-002-29W1/0	17-Jan	8.48	263	0.81	25	5.47	169.51			644.74	0	0	0	
00/15-04-002-29W1/0	17-Feb	7.41	208	0.61	17	5.42	151.85			731.6	0	0	0	
00/15-04-002-29W1/0	17-Mar	6.78	210	0.39	12	0	0			0	0	0	0	
00/15-04-002-29W1/0	17-Apr	7.07	212	0.4	12	0	0			0	0	0	0	
00/15-04-002-29W1/0	17-May	6.17	191	0.33	10	0	0			0	0	0	0	
00/15-04-002-29W1/0	17-Jun	5.43	163	0.31	9	0	0			0	0	0	0	
00/15-04-002-29W1/0	17-Jul	4.3	133	0.25	8	0	0			0	0	0	0	
00/15-04-002-29W1/0	17-Aug	5.04	156	0.46	14	0	0			0	0	0	0	
00/15-04-002-29W1/0	17-Sep	5.34	160	0.56	17	0	0			0	0	0	0	
00/15-04-002-29W1/0	17-Oct	3.58	111	0.19	6	0	0			0	0	0	0	
00/15-04-002-29W1/0	17-Nov	3.38	101	0.19	6	0	0			0	0	0	0	
00/15-04-002-29W1/0	17-Dec	3.32	103	0.21	7	0	0			0	0	0	0	
			2012		143		321.36		0					Sum
UWI	Date	Oil Rate (CD) bbl/d	Monthly Oil Prod bbl	Water Rate (CD) bbl/d	Monthly Water Prod bbl	Gas Rate (CD) Mcf/d	Monthly Gas Prod Mcf	Water Inj Rate (CD) bbl/d	INJ WINJ bbl	Gas Oil Ratio cf/bbl	Water Oil Ratio bbl/bbl	Inst. VRR	Cum VRR Since Prod	
00/15-08-002-29W1/0	17-Jan	3.75	116	0.37	11	1.14	35.31			303.49	0	0	0	
00/15-08-002-29W1/0	17-Feb	4.58	128	0.43	12	1.01	28.25			220.18	0	0	0	
00/15-08-002-29W1/0	17-Mar	4.64	144	0.45	14	0	0			0	0	0	0	
00/15-08-002-29W1/0	17-Apr	3.97	119	0.39	12	0	0			0	0	0	0	
00/15-08-002-29W1/0	17-May	3.5	108	0.33	10	0	0			0	0	0	0	
00/15-08-002-29W1/0	17-Jun	3.49	105	0.33	10	0	0			0	0	0	0	
00/15-08-002-29W1/0	17-Jul	3.45	107	0.35	11	0	0			0	0	0	0	
00/15-08-002-29W1/0	17-Aug	3.75	116	0.36	11	0	0			0	0	0	0	
00/15-08-002-29W1/0	17-Sep	3.88	116	0.36	11	0	0			0	0	0	0	
00/15-08-002-29W1/0	17-Oct	3.27	101	0.27	8	0	0			0	0	0	0	
00/15-08-002-29W1/0	17-Nov	3.94	118	0.33	10	0	0			0	0	0	0	
00/15-08-002-29W1/0	17-Dec	3.06	95	0.34	11	0	0			0	0	0	0	
			1374		131		63.57		0					Sum

UWI	Date	Oil Rate (CD) bbl/d	Monthly Oil Prod bbl	Water Rate (CD) bbl/d	Monthly Water Prod bbl	Gas Rate (CD) Mcf/d	Monthly Gas Prod Mcf	Water Inj Rate (CD) bbl/d	INJ WINJ bbl	Gas Oil Ratio cf/bbl	Water Oil Ratio bbl/bbl	Inst. VRR	Cum VRR Since Prod	
00/15-09-002-29W1/0	17-Jan							1.64	50.95				0.167	
00/15-09-002-29W1/0	17-Feb							1.55	43.4				0.167	
00/15-09-002-29W1/0	17-Mar							21.93	679.87				0.172	
00/15-09-002-29W1/0	17-Apr							21	629.92				0.176	
00/15-09-002-29W1/0	17-May							23.6	731.57				0.18	
00/15-09-002-29W1/0	17-Jun							27.33	819.88				0.186	
00/15-09-002-29W1/0	17-Jul							29.54	915.73				0.192	
00/15-09-002-29W1/0	17-Aug							28.69	889.44				0.197	
00/15-09-002-29W1/0	17-Sep							30.21	906.42				0.203	
00/15-09-002-29W1/0	17-Oct							25.8	799.94				0.208	
00/15-09-002-29W1/0	17-Nov							31.38	941.46				0.215	
00/15-09-002-29W1/0	17-Dec							31.93	989.83				0.221	
			0		0		0		8398.4					Sum
UWI	Date	Oil Rate (CD) bbl/d	Monthly Oil Prod bbl	Water Rate (CD) bbl/d	Monthly Water Prod bbl	Gas Rate (CD) Mcf/d	Monthly Gas Prod Mcf	Water Inj Rate (CD) bbl/d	INJ WINJ bbl	Gas Oil Ratio cf/bbl	Water Oil Ratio bbl/bbl	Inst. VRR	Cum VRR Since Prod	
00/15-16-002-29W1/0	17-Jan	6.29	195	0.53	16	7.63	236.61			1213.48	0	0	0	
00/15-16-002-29W1/0	17-Feb	5.23	147	0.34	9	9.59	268.39			1831.37	0	0	0	
00/15-16-002-29W1/0	17-Mar	5.11	158	0.32	10	0	0			0	0	0	0	
00/15-16-002-29W1/0	17-Apr	4.76	143	0.31	9	0	0			0	0	0	0	
00/15-16-002-29W1/0	17-May	1.49	46	0.09	3	0	0			0	0	0	0	
00/15-16-002-29W1/0	17-Jun	3.47	104	6.33	190	0	0			0	2	0	0	
00/15-16-002-29W1/0	17-Jul	3.11	96	5.96	185	0	0			0	2	0	0	
00/15-16-002-29W1/0	17-Aug	2.5	77	4.32	134	0	0			0	2	0	0	
00/15-16-002-29W1/0	17-Sep	3.03	91	5.82	175	0	0			0	2	0	0	
00/15-16-002-29W1/0	17-Oct	2.97	92	5.41	168	0	0			0	2	0	0	
00/15-16-002-29W1/0	17-Nov	2.77	83	4.86	146	0	0			0	2	0	0	
00/15-16-002-29W1/0	17-Dec	2.48	77	4.78	148	0	0			0	2	0	0	
			1309		1192		505		0					Sum
UWI	Date	Oil Rate (CD) bbl/d	Monthly Oil Prod bbl	Water Rate (CD) bbl/d	Monthly Water Prod bbl	Gas Rate (CD) Mcf/d	Monthly Gas Prod Mcf	Water Inj Rate (CD) bbl/d	INJ WINJ bbl	Gas Oil Ratio cf/bbl	Water Oil Ratio bbl/bbl	Inst. VRR	Cum VRR Since Prod	
00/15-17-002-29W1/0	17-Jan	2.76	86	0.32	10	3.76	116.54			1362.36	0	0	0	
00/15-17-002-29W1/0	17-Feb	1.89	53	0.2	6	0.38	10.59			200.52	0	0	0	
00/15-17-002-29W1/0	17-Mar	1.83	57	0.19	6	0	0			0	0	0	0	
00/15-17-002-29W1/0	17-Apr	1.22	37	0.13	4	0	0			0	0	0	0	
00/15-17-002-29W1/0	17-May	0.78	24	1.68	52	0	0			0	2	0	0	
00/15-17-002-29W1/0	17-Jun	1.87	56	7.75	233	0	0			0	4	0	0	
00/15-17-002-29W1/0	17-Jul	1.85	57	8.22	255	0	0			0	4	0	0	
00/15-17-002-29W1/0	17-Aug	1.36	42	4.27	132	0	0			0	3	0	0	
00/15-17-002-29W1/0	17-Sep	0.85	26	2.19	66	0	0			0	3	0	0	
00/15-17-002-29W1/0	17-Oct	0.69	21	1.56	48	0	0			0	2	0	0	
00/15-17-002-29W1/0	17-Nov	0.66	20	1.5	45	0	0			0	2	0	0	
00/15-17-002-29W1/0	17-Dec	0	0	0	0	0	0						0	
			478		857		127.13		0					Sum

UWI	Date	Oil Rate (CD) bbl/d	Monthly Oil Prod bbl	Water Rate (CD) bbl/d	Monthly Water Prod bbl	Gas Rate (CD) Mcf/d	Monthly Gas Prod Mcf	Water Inj Rate (CD) bbl/d	INJ WINJ bbl	Gas Oil Ratio cf/bbl	Water Oil Ratio bbl/bbl	Inst. VRR	Cum VRR Since Prod	
00/16-04-002-29W1/0	17-Jan							0.06	1.95				1.693	
00/16-04-002-29W1/0	17-Feb							0.06	1.76				1.693	
00/16-04-002-29W1/0	17-Mar							0.06	1.95				1.693	
00/16-04-002-29W1/0	17-Apr							0.08	2.45				1.693	
00/16-04-002-29W1/0	17-May							0.63	19.5				1.694	
00/16-04-002-29W1/0	17-Jun							0.57	17.05				1.694	
00/16-04-002-29W1/0	17-Jul							0.63	19.5				1.695	
00/16-04-002-29W1/0	17-Aug							0.63	19.5				1.696	
00/16-04-002-29W1/0	17-Sep							0.63	18.87				1.696	
00/16-04-002-29W1/0	17-Oct							0.63	19.5				1.697	
00/16-04-002-29W1/0	17-Nov							0.63	18.87				1.698	
00/16-04-002-29W1/0	17-Dec							0.63	19.5				1.698	
			0		0		0		160.39					Sum
UWI	Date	Oil Rate (CD) bbl/d	Monthly Oil Prod bbl	Water Rate (CD) bbl/d	Monthly Water Prod bbl	Gas Rate (CD) Mcf/d	Monthly Gas Prod Mcf	Water Inj Rate (CD) bbl/d	INJ WINJ bbl	Gas Oil Ratio cf/bbl	Water Oil Ratio bbl/bbl	Inst. VRR	Cum VRR Since Prod	
00/16-05-002-29W1/0	17-Jan							3.12	96.86				1.491	
00/16-05-002-29W1/0	17-Feb							2.52	70.45				1.491	
00/16-05-002-29W1/0	17-Mar							45.87	1421.94				1.5	
00/16-05-002-29W1/0	17-Apr							40.44	1213.12				1.507	
00/16-05-002-29W1/0	17-May							39.6	1227.64				1.514	
00/16-05-002-29W1/0	17-Jun							35.83	1074.93				1.521	
00/16-05-002-29W1/0	17-Jul							41.09	1273.87				1.528	
00/16-05-002-29W1/0	17-Aug							38.91	1206.2				1.535	
00/16-05-002-29W1/0	17-Sep							36	1079.96				1.542	
00/16-05-002-29W1/0	17-Oct							26.58	823.9				1.547	
00/16-05-002-29W1/0	17-Nov							39.5	1185.13				1.554	
00/16-05-002-29W1/0	17-Dec							12.3	381.35				1.556	
			0		0		0		11055.34					Sum
UWI	Date	Oil Rate (CD) bbl/d	Monthly Oil Prod bbl	Water Rate (CD) bbl/d	Monthly Water Prod bbl	Gas Rate (CD) Mcf/d	Monthly Gas Prod Mcf	Water Inj Rate (CD) bbl/d	INJ WINJ bbl	Gas Oil Ratio cf/bbl	Water Oil Ratio bbl/bbl	Inst. VRR	Cum VRR Since Prod	
00/16-08-002-29W1/0	17-Jan							0.93	28.93				1.813	
00/16-08-002-29W1/0	17-Feb							2.56	71.7				1.814	
00/16-08-002-29W1/0	17-Mar							33.08	1025.36				1.827	
00/16-08-002-29W1/0	17-Apr							54.12	1623.59				1.848	
00/16-08-002-29W1/0	17-May							33.15	1027.75				1.862	
00/16-08-002-29W1/0	17-Jun							20.19	605.71				1.87	
00/16-08-002-29W1/0	17-Jul							0.63	19.5				1.87	
00/16-08-002-29W1/0	17-Aug							0.63	19.5				1.87	
00/16-08-002-29W1/0	17-Sep							0.63	18.87				1.87	
00/16-08-002-29W1/0	17-Oct							0.57	17.61				1.87	
			0		0		0		4458.53					Sum

UWI	Date	Oil Rate (CD) bbl/d	Monthly Oil Prod bbl	Water Rate (CD) bbl/d	Monthly Water Prod bbl	Gas Rate (CD) Mcf/d	Monthly Gas Prod Mcf	Water Inj Rate (CD) bbl/d	INJ WINJ bbl	Gas Oil Ratio cf/bbl	Water Oil Ratio bbl/bbl	Inst. VRR	Cum VRR Since Prod	
00/16-18-002-29W1/0	17-Jan							0.06	1.95				6.564	
00/16-18-002-29W1/0	17-Feb							0.06	1.76				6.569	
00/16-18-002-29W1/0	17-Mar							4.52	140.01				6.987	
00/16-18-002-29W1/0	17-Apr							0.08	2.45				6.994	
00/16-18-002-29W1/0	17-May							0.52	16.1				7.043	
00/16-18-002-29W1/0	17-Jun							0.59	17.61				7.095	
00/16-18-002-29W1/0	17-Jul							0.63	19.5				7.153	
00/16-18-002-29W1/0	17-Aug							0.63	19.5				7.211	
00/16-18-002-29W1/0	17-Sep							0.63	18.87				7.268	
00/16-18-002-29W1/0	17-Oct							0.63	19.5				7.326	
00/16-18-002-29W1/0	17-Nov							0.63	18.87				7.382	
00/16-18-002-29W1/0	17-Dec							0.63	19.5				7.44	
			0		0		0		295.62					Sum
UWI	Date	Oil Rate (CD) bbl/d	Monthly Oil Prod bbl	Water Rate (CD) bbl/d	Monthly Water Prod bbl	Gas Rate (CD) Mcf/d	Monthly Gas Prod Mcf	Water Inj Rate (CD) bbl/d	INJ WINJ bbl	Gas Oil Ratio cf/bbl	Water Oil Ratio bbl/bbl	Inst. VRR	Cum VRR Since Prod	
02/01-09-002-29W1/0	17-Jan	6.72	208	0.06	2	15.15	469.69			2256.01	0	0	0	
02/01-09-002-29W1/0	17-Feb	7.44	208	0.07	2	21.57	603.88			2900.59	0	0	0	
02/01-09-002-29W1/0	17-Mar	7.31	227	0.17	5	0	0			0	0	0	0	
02/01-09-002-29W1/0	17-Apr	6.75	202	0.41	12	0	0			0	0	0	0	
02/01-09-002-29W1/0	17-May	6.56	203	0.35	11	0	0			0	0	0	0	
02/01-09-002-29W1/0	17-Jun	6.46	194	0.33	10	0	0			0	0	0	0	
02/01-09-002-29W1/0	17-Jul	6.21	193	0.35	11	0	0			0	0	0	0	
02/01-09-002-29W1/0	17-Aug	6.12	190	0.36	11	0	0			0	0	0	0	
02/01-09-002-29W1/0	17-Sep	5.74	172	0.36	11	0	0			0	0	0	0	
02/01-09-002-29W1/0	17-Oct	5.42	168	0.32	10	0	0			0	0	0	0	
02/01-09-002-29W1/0	17-Nov	5.29	159	0.51	15	0	0			0	0	0	0	
02/01-09-002-29W1/0	17-Dec	5.46	169	0.72	22	0	0			0	0	0	0	
			2293		122		1073.57		0					Sum
UWI	Date	Oil Rate (CD) bbl/d	Monthly Oil Prod bbl	Water Rate (CD) bbl/d	Monthly Water Prod bbl	Gas Rate (CD) Mcf/d	Monthly Gas Prod Mcf	Water Inj Rate (CD) bbl/d	INJ WINJ bbl	Gas Oil Ratio cf/bbl	Water Oil Ratio bbl/bbl	Inst. VRR	Cum VRR Since Prod	
02/01-16-002-29W1/0	17-Jan	8.54	265	3.02	94	4.21	130.66			493.44	0	0	0	
02/01-16-002-29W1/0	17-Feb	7.97	223	3.19	89	5.17	144.79			648.45	0	0	0	
02/01-16-002-29W1/0	17-Mar	7.62	236	3.5	109	0	0			0	0	0	0	
02/01-16-002-29W1/0	17-Apr	5.73	172	3.23	97	0	0			0	1	0	0	
02/01-16-002-29W1/0	17-May	6.52	202	3.54	110	0	0			0	1	0	0	
02/01-16-002-29W1/0	17-Jun	8.57	257	4.68	140	0	0			0	1	0	0	
02/01-16-002-29W1/0	17-Jul	7.83	243	3.7	115	0	0			0	0	0	0	
02/01-16-002-29W1/0	17-Aug	7.9	245	3.78	117	0	0			0	0	0	0	
02/01-16-002-29W1/0	17-Sep	7.34	220	3.45	103	0	0			0	0	0	0	
02/01-16-002-29W1/0	17-Oct	7.25	225	2.86	89	0	0			0	0	0	0	
02/01-16-002-29W1/0	17-Nov	6.53	196	2.59	78	0	0			0	0	0	0	
02/01-16-002-29W1/0	17-Dec	7.58	235	4.58	142	0	0			0	1	0	0	
			2719		1283		275.45		0					Sum

UWI	Date	Oil Rate (CD) bbl/d	Monthly Oil Prod bbl	Water Rate (CD) bbl/d	Monthly Water Prod bbl	Gas Rate (CD) Mcf/d	Monthly Gas Prod Mcf	Water Inj Rate (CD) bbl/d	INJ WINJ bbl	Gas Oil Ratio cf/bbl	Water Oil Ratio bbl/bbl	Inst. VRR	Cum VRR Since Prod	
02/03-08-002-29W1/0	17-Jan	76.33	2366	114.76	3558	11.51	356.68			150.74	2	0	0	
02/03-08-002-29W1/0	17-Feb	46.07	1290	36.5	1022	6.56	183.64			142.35	1	0	0	
02/03-08-002-29W1/0	17-Mar	39.52	1225	20.07	622	25.15	779.75			636.4	1	0	0	
02/03-08-002-29W1/0	17-Apr	27.48	825	28.23	847	11.67	349.97			424.45	1	0	0	
02/03-08-002-29W1/0	17-May	0	0	0	0	0	0						0	
02/03-08-002-29W1/0	17-Jun	17.58	527	93.14	2794	7.31	219.3			415.77	5	0	0	
02/03-08-002-29W1/0	17-Jul	26.63	825	59.29	1838	9.81	304.06			368.37	2	0	0	
02/03-08-002-29W1/0	17-Aug	21.67	672	58.45	1812	4.08	126.43			188.24	3	0	0	
02/03-08-002-29W1/0	17-Sep	20.85	626	60.24	1807	7.51	225.31			360.19	3	0	0	
02/03-08-002-29W1/0	17-Oct	18.56	575	53.03	1644	3.61	111.95			194.54	3	0	0	
02/03-08-002-29W1/0	17-Nov	13	390	41.09	1233	8	240.14			615.79	3	0	0	
02/03-08-002-29W1/0	17-Dec	10.26	318	40.57	1258	2.89	89.7			282.12	4	0	0	
			9639		18434		2986.91		0					Sum
UWI	Date	Oil Rate (CD) bbl/d	Monthly Oil Prod bbl	Water Rate (CD) bbl/d	Monthly Water Prod bbl	Gas Rate (CD) Mcf/d	Monthly Gas Prod Mcf	Water Inj Rate (CD) bbl/d	INJ WINJ bbl	Gas Oil Ratio cf/bbl	Water Oil Ratio bbl/bbl	Inst. VRR	Cum VRR Since Prod	
02/05-09-002-29W1/0	17-Jan	8.58	266	0.34	11	0.68	21.19			79.64	0	0	0	
02/05-09-002-29W1/0	17-Feb	2.2	62	0.04	1	0.38	10.59			171.88	0	0	0	
02/05-09-002-29W1/0	17-Mar	9.36	290	0.97	30	0	0			0	0	0	0	
02/05-09-002-29W1/0	17-Apr	12.03	361	0.97	29	0	0			0	0	0	0	
02/05-09-002-29W1/0	17-May	12.1	375	0.72	22	0	0			0	0	0	0	
02/05-09-002-29W1/0	17-Jun	10.79	324	0.6	18	0	0			0	0	0	0	
02/05-09-002-29W1/0	17-Jul	8.33	258	0.52	16	0	0			0	0	0	0	
02/05-09-002-29W1/0	17-Aug	7.97	247	0.76	24	0	0			0	0	0	0	
02/05-09-002-29W1/0	17-Sep	7.82	235	0.79	24	0	0			0	0	0	0	
02/05-09-002-29W1/0	17-Oct	7.78	241	0.72	22	0	0			0	0	0	0	
02/05-09-002-29W1/0	17-Nov	7.61	228	0.4	12	0	0			0	0	0	0	
02/05-09-002-29W1/0	17-Dec	7.61	236	0.48	15	0	0			0	0	0	0	
			3123		224		31.78		0					Sum
UWI	Date	Oil Rate (CD) bbl/d	Monthly Oil Prod bbl	Water Rate (CD) bbl/d	Monthly Water Prod bbl	Gas Rate (CD) Mcf/d	Monthly Gas Prod Mcf	Water Inj Rate (CD) bbl/d	INJ WINJ bbl	Gas Oil Ratio cf/bbl	Water Oil Ratio bbl/bbl	Inst. VRR	Cum VRR Since Prod	
02/05-15-002-29W1/0	17-Jan	2.21	69	0.93	29	3.65	113.01			1648.32	0	0	0	
02/05-15-002-29W1/0	17-Feb	1.53	43	0.43	12	1.89	52.97			1238.51	0	0	0	
02/05-15-002-29W1/0	17-Mar	1.64	51	0.47	15	0	0			0	0	0	0	
02/05-15-002-29W1/0	17-Apr	1.89	57	0.69	21	0	0			0	0	0	0	
02/05-15-002-29W1/0	17-May	1.57	49	0.48	15	0	0			0	0	0	0	
02/05-15-002-29W1/0	17-Jun	1.3	39	0.33	10	0	0			0	0	0	0	
02/05-15-002-29W1/0	17-Jul	1.25	39	0.34	11	0	0			0	0	0	0	
02/05-15-002-29W1/0	17-Aug	0	0	0	0	0	0						0	
02/05-15-002-29W1/0	17-Sep	0	0	0	0	0	0						0	
02/05-15-002-29W1/0	17-Oct	0	0	0	0	0	0						0	
02/05-15-002-29W1/0	17-Nov	0	0	0	0	0	0						0	
02/05-15-002-29W1/0	17-Dec	0	0	0	0	0	0						0	
			345		111		165.98		0					Sum

UWI	Date	Oil Rate (CD) bbl/d	Monthly Oil Prod bbl	Water Rate (CD) bbl/d	Monthly Water Prod bbl	Gas Rate (CD) Mcf/d	Monthly Gas Prod Mcf	Water Inj Rate (CD) bbl/d	INJ WINJ bbl	Gas Oil Ratio cf/bbl	Water Oil Ratio bbl/bbl	Inst. VRR	Cum VRR Since Prod	
02/06-08-002-29W1/0	17-Jan	1.12	35	0.71	22	1.94	60.03			1735.42	1	0	0	
02/06-08-002-29W1/0	17-Feb	1.66	47	1.12	31	4.29	120.07			2579.67	1	0	0	
02/06-08-002-29W1/0	17-Mar	1.62	50	1.06	33	0	0			0	1	0	0	
02/06-08-002-29W1/0	17-Apr	2.44	73	1.79	54	0	0			0	1	0	0	
02/06-08-002-29W1/0	17-May	2.81	87	2	62	0	0			0	1	0	0	
02/06-08-002-29W1/0	17-Jun	2.85	85	1.89	57	0	0			0	1	0	0	
02/06-08-002-29W1/0	17-Jul	2.84	88	1.95	60	0	0			0	1	0	0	
02/06-08-002-29W1/0	17-Aug	2.87	89	1.98	61	0	0			0	1	0	0	
02/06-08-002-29W1/0	17-Sep	2.25	67	1.73	52	0	0			0	1	0	0	
02/06-08-002-29W1/0	17-Oct	1.9	59	1.33	41	0	0			0	1	0	0	
02/06-08-002-29W1/0	17-Nov	1.37	41	0.93	28	0	0			0	1	0	0	
02/06-08-002-29W1/0	17-Dec	0.84	26	0.63	19	0	0			0	1	0	0	
			747		521		180.1		0					Sum
UWI	Date	Oil Rate (CD) bbl/d	Monthly Oil Prod bbl	Water Rate (CD) bbl/d	Monthly Water Prod bbl	Gas Rate (CD) Mcf/d	Monthly Gas Prod Mcf	Water Inj Rate (CD) bbl/d	INJ WINJ bbl	Gas Oil Ratio cf/bbl	Water Oil Ratio bbl/bbl	Inst. VRR	Cum VRR Since Prod	
02/07-16-002-29W1/0	17-Jan	0.75	23	76.76	2379	5.7	176.57			7587.28	102	0	0	
02/07-16-002-29W1/0	17-Feb	0.74	21	75.41	2111	0.63	17.66			850.69	102	0	0	
02/07-16-002-29W1/0	17-Mar	0.75	23	75.74	2348	0	0			0	100	0	0	
02/07-16-002-29W1/0	17-Apr	1.77	53	75.93	2278	0	0			0	43	0	0	
02/07-16-002-29W1/0	17-May	2.12	66	69.82	2164	0	0			0	33	0	0	
02/07-16-002-29W1/0	17-Jun	2.12	63	71.34	2140	0	0			0	34	0	0	
02/07-16-002-29W1/0	17-Jul	2.17	67	79.27	2457	0	0			0	37	0	0	
02/07-16-002-29W1/0	17-Aug	1.62	50	87.6	2715	0	0			0	54	0	0	
02/07-16-002-29W1/0	17-Sep	1.49	45	84.09	2523	0	0			0	56	0	0	
02/07-16-002-29W1/0	17-Oct	2.97	92	81.28	2520	0	0			0	27	0	0	
02/07-16-002-29W1/0	17-Nov	2.53	76	81.91	2457	0	0			0	32	0	0	
02/07-16-002-29W1/0	17-Dec	1.62	50	92.8	2877	0	0			0	57	0	0	
			630		28971		194.23		0					Sum
UWI	Date	Oil Rate (CD) bbl/d	Monthly Oil Prod bbl	Water Rate (CD) bbl/d	Monthly Water Prod bbl	Gas Rate (CD) Mcf/d	Monthly Gas Prod Mcf	Water Inj Rate (CD) bbl/d	INJ WINJ bbl	Gas Oil Ratio cf/bbl	Water Oil Ratio bbl/bbl	Inst. VRR	Cum VRR Since Prod	
02/08-09-002-29W1/0	17-Jan							0.18	5.66				1.74	
02/08-09-002-29W1/0	17-Feb							0.52	14.47				1.742	
02/08-09-002-29W1/0	17-Mar							5.16	159.95				1.761	
02/08-09-002-29W1/0	17-Apr							4.37	131.08				1.777	
02/08-09-002-29W1/0	17-May							3.78	117.05				1.791	
02/08-09-002-29W1/0	17-Jun							5.32	159.7				1.81	
02/08-09-002-29W1/0	17-Jul							5.22	161.9				1.83	
02/08-09-002-29W1/0	17-Aug							5.63	174.42				1.851	
02/08-09-002-29W1/0	17-Sep							4.67	140.2				1.867	
02/08-09-002-29W1/0	17-Oct							2.2	68.06				1.876	
02/08-09-002-29W1/0	17-Nov							2.07	62.21				1.883	
02/08-09-002-29W1/0	17-Dec							1.81	56.17				1.89	
			0		0		0		1250.85					Sum

UWI	Date	Oil Rate (CD) bbl/d	Monthly Oil Prod bbl	Water Rate (CD) bbl/d	Monthly Water Prod bbl	Gas Rate (CD) Mcf/d	Monthly Gas Prod Mcf	Water Inj Rate (CD) bbl/d	INJ WINJ bbl	Gas Oil Ratio cf/bbl	Water Oil Ratio bbl/bbl	Inst. VRR	Cum VRR Since Prod	
02/08-16-002-29W1/0	17-Jan	6.82	211	0.3	9	3.76	116.54			551.43	0	0	0	
02/08-16-002-29W1/0	17-Feb	5.89	165	0.25	7	4.79	134.2			814.33	0	0	0	
02/08-16-002-29W1/0	17-Mar	5.26	163	0.18	6	0	0			0	0	0	0	
02/08-16-002-29W1/0	17-Apr	0	0	0	0	0	0						0	
02/08-16-002-29W1/0	17-May	3.37	104	2.46	76	0	0			0	1	0	0	
02/08-16-002-29W1/0	17-Jun	8.65	259	4.34	130	0	0			0	1	0	0	
02/08-16-002-29W1/0	17-Jul	7.41	230	4.33	134	0	0			0	1	0	0	
02/08-16-002-29W1/0	17-Aug	6.89	213	3.81	118	0	0			0	1	0	0	
02/08-16-002-29W1/0	17-Sep	6.35	191	3.43	103	0	0			0	1	0	0	
02/08-16-002-29W1/0	17-Oct	6.16	191	2.82	87	0	0			0	0	0	0	
02/08-16-002-29W1/0	17-Nov	6.21	186	3.01	90	0	0			0	0	0	0	
02/08-16-002-29W1/0	17-Dec	5.72	177	3.37	104	0	0			0	1	0	0	
			2091		866		250.73		0					Sum
UWI	Date	Oil Rate (CD) bbl/d	Monthly Oil Prod bbl	Water Rate (CD) bbl/d	Monthly Water Prod bbl	Gas Rate (CD) Mcf/d	Monthly Gas Prod Mcf	Water Inj Rate (CD) bbl/d	INJ WINJ bbl	Gas Oil Ratio cf/bbl	Water Oil Ratio bbl/bbl	Inst. VRR	Cum VRR Since Prod	
02/09-09-002-29W1/0	17-Jan	1.46	45	0.12	4	2.28	70.63			1559.61	0	0	0	
02/09-09-002-29W1/0	17-Feb	2.09	58	0.09	3	2.52	70.63			1207.44	0	0	0	
02/09-09-002-29W1/0	17-Mar	1.73	54	0	0	0	0			0	0	0	0	
02/09-09-002-29W1/0	17-Apr	1.89	57	0	0	0	0			0	0	0	0	
02/09-09-002-29W1/0	17-May	2.73	85	0	0	0	0			0	0	0	0	
02/09-09-002-29W1/0	17-Jun	2.86	86	0	0	0	0			0	0	0	0	
02/09-09-002-29W1/0	17-Jul	2.9	90	0	0	0	0			0	0	0	0	
02/09-09-002-29W1/0	17-Aug	3	93	0	0	0	0			0	0	0	0	
02/09-09-002-29W1/0	17-Sep	3.61	108	0.04	1	0	0			0	0	0	0	
02/09-09-002-29W1/0	17-Oct	0.25	8	0	0	0	0			0	0	0	0	
02/09-09-002-29W1/0	17-Nov	0	0	0	0	0	0						0	
02/09-09-002-29W1/0	17-Dec	0	0	0	0	0	0	54.23	1681.2				0.045	
			684		8		141.26		1681.2					Sum
UWI	Date	Oil Rate (CD) bbl/d	Monthly Oil Prod bbl	Water Rate (CD) bbl/d	Monthly Water Prod bbl	Gas Rate (CD) Mcf/d	Monthly Gas Prod Mcf	Water Inj Rate (CD) bbl/d	INJ WINJ bbl	Gas Oil Ratio cf/bbl	Water Oil Ratio bbl/bbl	Inst. VRR	Cum VRR Since Prod	
02/10-16-002-29W1/0	17-Jan							1.44	44.66				15.13	
02/10-16-002-29W1/0	17-Feb							2	55.98				15.138	
02/10-16-002-29W1/0	17-Mar							27.12	840.7				15.266	
02/10-16-002-29W1/0	17-Apr							22.94	688.23				15.37	
02/10-16-002-29W1/0	17-May							20.5	635.46				15.467	
02/10-16-002-29W1/0	17-Jun							21.53	645.9				15.565	
02/10-16-002-29W1/0	17-Jul							19.65	609.04				15.657	
02/10-16-002-29W1/0	17-Aug							18.72	580.3				15.745	
02/10-16-002-29W1/0	17-Sep							17.49	524.63				15.825	
02/10-16-002-29W1/0	17-Oct							11.66	361.48				15.88	
02/10-16-002-29W1/0	17-Nov							22.44	673.26				15.982	
02/10-16-002-29W1/0	17-Dec							18.21	564.64				16.068	
			0		0		0		6224.27					Sum

UWI	Date	Oil Rate (CD) bbl/d	Monthly Oil Prod bbl	Water Rate (CD) bbl/d	Monthly Water Prod bbl	Gas Rate (CD) Mcf/d	Monthly Gas Prod Mcf	Water Inj Rate (CD) bbl/d	INJ WINJ bbl	Gas Oil Ratio cf/bbl	Water Oil Ratio bbl/bbl	Inst. VRR	Cum VRR Since Prod	
02/10-17-002-29W1/0	17-Jan	22.08	684	41.19	1277	4.1	127.13			185.78	2	0	0	
02/10-17-002-29W1/0	17-Feb	21.86	612	41.85	1172	5.93	165.98			271.21	2	0	0	
02/10-17-002-29W1/0	17-Mar	21.26	659	32.36	1003	0	0			0	2	0	0	
02/10-17-002-29W1/0	17-Apr	19.49	585	25.24	757	0	0			0	1	0	0	
02/10-17-002-29W1/0	17-May	22.48	697	28.38	880	0	0			0	1	0	0	
02/10-17-002-29W1/0	17-Jun	21.32	640	27.44	823	0	0			0	1	0	0	
02/10-17-002-29W1/0	17-Jul	20.71	642	25.53	792	0	0			0	1	0	0	
02/10-17-002-29W1/0	17-Aug	21.38	663	24.67	765	0	0			0	1	0	0	
02/10-17-002-29W1/0	17-Sep	20.08	603	23.17	695	0	0			0	1	0	0	
02/10-17-002-29W1/0	17-Oct	18.27	566	21.23	658	0	0			0	1	0	0	
02/10-17-002-29W1/0	17-Nov	19.01	570	21.27	638	0	0			0	1	0	0	
02/10-17-002-29W1/0	17-Dec	18.18	564	23.12	717	0	0			0	1	0	0	
			7484		10176		293.11		0					Sum
UWI	Date	Oil Rate (CD) bbl/d	Monthly Oil Prod bbl	Water Rate (CD) bbl/d	Monthly Water Prod bbl	Gas Rate (CD) Mcf/d	Monthly Gas Prod Mcf	Water Inj Rate (CD) bbl/d	INJ WINJ bbl	Gas Oil Ratio cf/bbl	Water Oil Ratio bbl/bbl	Inst. VRR	Cum VRR Since Prod	
02/11-08-002-29W1/0	17-Jan	1.81	56	0.3	9	3.76	116.54			2081.81	0	0	0	
02/11-08-002-29W1/0	17-Feb	1.93	54	0.36	10	3.41	95.35			1762.72	0	0	0	
02/11-08-002-29W1/0	17-Mar	1.32	41	5.98	185	0	0			0	5	0	0	
02/11-08-002-29W1/0	17-Apr	0.82	25	9.93	298	0	0			0	12	0	0	
02/11-08-002-29W1/0	17-May	0.81	25	4.25	132	0	0			0	5	0	0	
02/11-08-002-29W1/0	17-Jun	0.71	21	3.77	113	0	0			0	5	0	0	
02/11-08-002-29W1/0	17-Jul	0.68	21	3.9	121	0	0			0	6	0	0	
02/11-08-002-29W1/0	17-Aug	0.56	17	3.58	111	0	0			0	6	0	0	
02/11-08-002-29W1/0	17-Sep	0.5	15	3.47	104	0	0			0	7	0	0	
02/11-08-002-29W1/0	17-Oct	0.43	13	2.65	82	0	0			0	6	0	0	
02/11-08-002-29W1/0	17-Nov	0.51	15	3.06	92	0	0			0	6	0	0	
02/11-08-002-29W1/0	17-Dec	0.47	15	2.87	89	0	0			0	6	0	0	
			319		1346		211.89		0					Sum
UWI	Date	Oil Rate (CD) bbl/d	Monthly Oil Prod bbl	Water Rate (CD) bbl/d	Monthly Water Prod bbl	Gas Rate (CD) Mcf/d	Monthly Gas Prod Mcf	Water Inj Rate (CD) bbl/d	INJ WINJ bbl	Gas Oil Ratio cf/bbl	Water Oil Ratio bbl/bbl	Inst. VRR	Cum VRR Since Prod	
02/12-09-002-29W1/0	17-Jan							3.14	97.49					
02/12-09-002-29W1/0	17-Feb							1.51	42.14					
02/12-09-002-29W1/0	17-Mar							65.22	2021.86					
02/12-09-002-29W1/0	17-Apr							50	1499.99					
02/12-09-002-29W1/0	17-May							48.76	1511.5					
02/12-09-002-29W1/0	17-Jun							44.88	1346.52					
02/12-09-002-29W1/0	17-Jul							41.02	1271.67					
02/12-09-002-29W1/0	17-Aug							26.37	817.36					
02/12-09-002-29W1/0	17-Sep							28.18	845.29					
02/12-09-002-29W1/0	17-Oct							24.5	759.43					
02/12-09-002-29W1/0	17-Nov							34.15	1024.55					
02/12-09-002-29W1/0	17-Dec							29.67	919.63					
			0		0		0		12157.44					Sum

UWI	Date	Oil Rate (CD) bbl/d	Monthly Oil Prod bbl	Water Rate (CD) bbl/d	Monthly Water Prod bbl	Gas Rate (CD) Mcf/d	Monthly Gas Prod Mcf	Water Inj Rate (CD) bbl/d	INJ WINJ bbl	Gas Oil Ratio cf/bbl	Water Oil Ratio bbl/bbl	Inst. VRR	Cum VRR Since Prod	
02/12-16-002-29W1/0	17-Jan							4.06	125.8				7.468	
02/12-16-002-29W1/0	17-Feb							4.29	120.14				7.491	
02/12-16-002-29W1/0	17-Mar							68.68	2129.16				7.902	
02/12-16-002-29W1/0	17-Apr							62.37	1870.97				8.263	
02/12-16-002-29W1/0	17-May							50.85	1576.23				8.567	
02/12-16-002-29W1/0	17-Jun							55.63	1668.81				8.889	
02/12-16-002-29W1/0	17-Jul							54.01	1674.16				9.212	
02/12-16-002-29W1/0	17-Aug							30.53	946.55				9.395	
02/12-16-002-29W1/0	17-Sep							18.73	561.87				9.503	
02/12-16-002-29W1/0	17-Oct							12.2	378.33				9.576	
02/12-16-002-29W1/0	17-Nov							16.43	492.93				9.671	
02/12-16-002-29W1/0	17-Dec							16.68	517.21				9.771	
			0		0		0		12062.15					Sum
UWI	Date	Oil Rate (CD) bbl/d	Monthly Oil Prod bbl	Water Rate (CD) bbl/d	Monthly Water Prod bbl	Gas Rate (CD) Mcf/d	Monthly Gas Prod Mcf	Water Inj Rate (CD) bbl/d	INJ WINJ bbl	Gas Oil Ratio cf/bbl	Water Oil Ratio bbl/bbl	Inst. VRR	Cum VRR Since Prod	
02/13-04-002-29W1/0	17-Jan	4.04	125	0.24	8	1.14	35.31			282.14	0	0	0	
02/13-04-002-29W1/0	17-Feb	3.28	92	0.2	6	1.51	42.38			461.47	0	0	0	
02/13-04-002-29W1/0	17-Mar	3.84	119	0.45	14	0	0			0	0	0	0	
02/13-04-002-29W1/0	17-Apr	3.18	95	0.33	10	0	0			0	0	0	0	
02/13-04-002-29W1/0	17-May	1.97	61	0.05	2	0	0			0	0	0	0	
02/13-04-002-29W1/0	17-Jun	3.55	107	0.37	11	0	0			0	0	0	0	
02/13-04-002-29W1/0	17-Jul	3.63	113	0.42	13	0	0			0	0	0	0	
02/13-04-002-29W1/0	17-Aug	3.76	117	0.43	13	0	0			0	0	0	0	
02/13-04-002-29W1/0	17-Sep	3.69	111	0.43	13	0	0			0	0	0	0	
02/13-04-002-29W1/0	17-Oct	2.61	81	0.04	1	0	0			0	0	0	0	
02/13-04-002-29W1/0	17-Nov	2.56	77	0	0	0	0			0	0	0	0	
02/13-04-002-29W1/0	17-Dec	0.31	10	0	0	0	0			0	0	0	0	
			1107		90		77.69		0					Sum
UWI	Date	Oil Rate (CD) bbl/d	Monthly Oil Prod bbl	Water Rate (CD) bbl/d	Monthly Water Prod bbl	Gas Rate (CD) Mcf/d	Monthly Gas Prod Mcf	Water Inj Rate (CD) bbl/d	INJ WINJ bbl	Gas Oil Ratio cf/bbl	Water Oil Ratio bbl/bbl	Inst. VRR	Cum VRR Since Prod	
02/13-08-002-29W1/0	17-Jan	2.84	88	0.12	4	3.76	116.54			1323.44	0	0	0	
02/13-08-002-29W1/0	17-Feb	1.8	50	0.07	2	3.41	95.35			1894.92	0	0	0	
02/13-08-002-29W1/0	17-Mar	2.2	68	0.1	3	0	0			0	0	0	0	
02/13-08-002-29W1/0	17-Apr	2.06	62	0.08	2	0	0			0	0	0	0	
02/13-08-002-29W1/0	17-May	1.86	58	0.73	23	0	0			0	0	0	0	
02/13-08-002-29W1/0	17-Jun	2.17	65	2.39	72	0	0			0	1	0	0	
02/13-08-002-29W1/0	17-Jul	2.16	67	2.44	76	0	0			0	1	0	0	
02/13-08-002-29W1/0	17-Aug	2.23	69	2.51	78	0	0			0	1	0	0	
02/13-08-002-29W1/0	17-Sep	2.13	64	1.87	56	0	0			0	1	0	0	
02/13-08-002-29W1/0	17-Oct	1.79	56	1.33	41	0	0			0	1	0	0	
02/13-08-002-29W1/0	17-Nov	2.18	65	1.61	48	0	0			0	1	0	0	
02/13-08-002-29W1/0	17-Dec	1.49	46	1.14	35	0	0			0	1	0	0	
			758		439		211.89		0					Sum

UWI	Date	Oil Rate (CD) bbl/d	Monthly Oil Prod bbl	Water Rate (CD) bbl/d	Monthly Water Prod bbl	Gas Rate (CD) Mcf/d	Monthly Gas Prod Mcf	Water Inj Rate (CD) bbl/d	INJ WINJ bbl	Gas Oil Ratio cf/bbl	Water Oil Ratio bbl/bbl	Inst. VRR	Cum VRR Since Prod	
02/13-09-002-29W1/0	17-Jan	7.02	218	0.79	25	19.37	600.35			2758.61	0	0	0	
02/13-09-002-29W1/0	17-Feb	14.56	408	1.98	55	25.35	709.82			1741.56	0	0	0	
02/13-09-002-29W1/0	17-Mar	17.04	528	2.71	84	0	0			0	0	0	0	
02/13-09-002-29W1/0	17-Apr	15.46	464	2.96	89	0	0			0	0	0	0	
02/13-09-002-29W1/0	17-May	15.55	482	2.52	78	0	0			0	0	0	0	
02/13-09-002-29W1/0	17-Jun	14.98	449	3.4	102	0	0			0	0	0	0	
02/13-09-002-29W1/0	17-Jul	9.05	280	2.34	73	0	0			0	0	0	0	
02/13-09-002-29W1/0	17-Aug	13.65	423	3.85	119	0	0			0	0	0	0	
02/13-09-002-29W1/0	17-Sep	11.45	344	2.94	88	0	0			0	0	0	0	
02/13-09-002-29W1/0	17-Oct	11.21	348	2.6	80	0	0			0	0	0	0	
02/13-09-002-29W1/0	17-Nov	12.31	369	2.58	77	0	0			0	0	0	0	
02/13-09-002-29W1/0	17-Dec	11.35	352	2.67	83	0	0			0	0	0	0	
			4664		954		1310.17		0					Sum
UWI	Date	Oil Rate (CD) bbl/d	Monthly Oil Prod bbl	Water Rate (CD) bbl/d	Monthly Water Prod bbl	Gas Rate (CD) Mcf/d	Monthly Gas Prod Mcf	Water Inj Rate (CD) bbl/d	INJ WINJ bbl	Gas Oil Ratio cf/bbl	Water Oil Ratio bbl/bbl	Inst. VRR	Cum VRR Since Prod	
02/13-16-002-29W1/0	17-Jan	1.01	31	0.85	26	3.76	116.54			3705.63	1	0	0	
02/13-16-002-29W1/0	17-Feb	0.9	25	0.72	20	1.14	31.78			1263.28	1	0	0	
02/13-16-002-29W1/0	17-Mar	0.88	27	0.75	23	0	0			0	1	0	0	
02/13-16-002-29W1/0	17-Apr	0.89	27	0.83	25	0	0			0	1	0	0	
02/13-16-002-29W1/0	17-May	1.02	32	0.98	30	0	0			0	1	0	0	
02/13-16-002-29W1/0	17-Jun	1.05	32	1.06	32	0	0			0	1	0	0	
02/13-16-002-29W1/0	17-Jul	1.05	32	1.11	34	0	0			0	1	0	0	
02/13-16-002-29W1/0	17-Aug	1.08	34	1.15	36	0	0			0	1	0	0	
02/13-16-002-29W1/0	17-Sep	1.08	32	1.16	35	0	0			0	1	0	0	
02/13-16-002-29W1/0	17-Oct	1.12	35	1.04	32	0	0			0	1	0	0	
02/13-16-002-29W1/0	17-Nov	1.1	33	1.01	30	0	0			0	1	0	0	
02/13-16-002-29W1/0	17-Dec	1	31	1.03	32	0	0			0	1	0	0	
			371		356		148.32		0					Sum
UWI	Date	Oil Rate (CD) bbl/d	Monthly Oil Prod bbl	Water Rate (CD) bbl/d	Monthly Water Prod bbl	Gas Rate (CD) Mcf/d	Monthly Gas Prod Mcf	Water Inj Rate (CD) bbl/d	INJ WINJ bbl	Gas Oil Ratio cf/bbl	Water Oil Ratio bbl/bbl	Inst. VRR	Cum VRR Since Prod	
02/15-08-002-29W1/0	17-Jan	7.47	231	15.91	493	3.76	116.54			503.48	2	0	0	
02/15-08-002-29W1/0	17-Feb	6.72	188	15.52	435	1.89	52.97			281.67	2	0	0	
02/15-08-002-29W1/0	17-Mar	6.05	187	14.96	464	0	0			0	2	0	0	
02/15-08-002-29W1/0	17-Apr	5.36	161	15.85	476	0	0			0	3	0	0	
02/15-08-002-29W1/0	17-May	5.31	165	14.8	459	0	0			0	3	0	0	
02/15-08-002-29W1/0	17-Jun	4.66	140	12.69	381	0	0			0	3	0	0	
02/15-08-002-29W1/0	17-Jul	4.15	129	10.74	333	0	0			0	3	0	0	
02/15-08-002-29W1/0	17-Aug	5.29	164	13.52	419	0	0			0	3	0	0	
02/15-08-002-29W1/0	17-Sep	5.07	152	13.61	408	0	0			0	3	0	0	
02/15-08-002-29W1/0	17-Oct	4.27	132	10.49	325	0	0			0	2	0	0	
02/15-08-002-29W1/0	17-Nov	5	150	11.23	337	0	0			0	2	0	0	
02/15-08-002-29W1/0	17-Dec	4.38	136	10.13	314	0	0			0	2	0	0	
			1935		4843		169.51		0					Sum

UWI	Date	Oil Rate (CD) bbl/d	Monthly Oil Prod bbl	Water Rate (CD) bbl/d	Monthly Water Prod bbl	Gas Rate (CD) Mcf/d	Monthly Gas Prod Mcf	Water Inj Rate (CD) bbl/d	INJ WINJ bbl	Gas Oil Ratio cf/bbl	Water Oil Ratio bbl/bbl	Inst. VRR	Cum VRR Since Prod	
02/15-09-002-29W1/0	17-Jan							1.95	60.38				0.391	
02/15-09-002-29W1/0	17-Feb							1.53	42.77				0.392	
02/15-09-002-29W1/0	17-Mar							30.29	939.07				0.404	
02/15-09-002-29W1/0	17-Apr							26.12	783.71				0.414	
02/15-09-002-29W1/0	17-May							31.33	971.15				0.426	
02/15-09-002-29W1/0	17-Jun							32.57	977.18				0.439	
02/15-09-002-29W1/0	17-Jul							36.98	1146.44				0.454	
02/15-09-002-29W1/0	17-Aug							35.03	1085.81				0.468	
02/15-09-002-29W1/0	17-Sep							34.64	1039.08				0.481	
02/15-09-002-29W1/0	17-Oct							28.41	880.57				0.492	
02/15-09-002-29W1/0	17-Nov							45.07	1351.99				0.51	
02/15-09-002-29W1/0	17-Dec							42.2	1308.28				0.526	
			0		0		0		10586.44					Sum
UWI	Date	Oil Rate (CD) bbl/d	Monthly Oil Prod bbl	Water Rate (CD) bbl/d	Monthly Water Prod bbl	Gas Rate (CD) Mcf/d	Monthly Gas Prod Mcf	Water Inj Rate (CD) bbl/d	INJ WINJ bbl	Gas Oil Ratio cf/bbl	Water Oil Ratio bbl/bbl	Inst. VRR	Cum VRR Since Prod	
02/15-16-002-29W1/0	17-Jan	5.56	172	0.57	18	1.59	49.44			286.88	0	0	0	
02/15-16-002-29W1/0	17-Feb	4.87	136	0.27	8	1.77	49.44			362.23	0	0	0	
02/15-16-002-29W1/0	17-Mar	5.17	160	0.39	12	0	0			0	0	0	0	
02/15-16-002-29W1/0	17-Apr	1.92	57	0.14	4	0	0			0	0	0	0	
02/15-16-002-29W1/0	17-May	2.39	74	0.26	8	0	0			0	0	0	0	
02/15-16-002-29W1/0	17-Jun	4.64	139	0.64	19	0	0			0	0	0	0	
02/15-16-002-29W1/0	17-Jul	4.34	135	0.61	19	0	0			0	0	0	0	
02/15-16-002-29W1/0	17-Aug	4.37	135	0.58	18	0	0			0	0	0	0	
02/15-16-002-29W1/0	17-Sep	4.15	124	0.5	15	0	0			0	0	0	0	
02/15-16-002-29W1/0	17-Oct	3.95	123	0.34	11	0	0			0	0	0	0	
02/15-16-002-29W1/0	17-Nov	3.53	106	0.19	6	0	0			0	0	0	0	
02/15-16-002-29W1/0	17-Dec	2.42	75	0.14	4	0	0			0	0	0	0	
			1438		141		98.88		0					Sum
UWI	Date	Oil Rate (CD) bbl/d	Monthly Oil Prod bbl	Water Rate (CD) bbl/d	Monthly Water Prod bbl	Gas Rate (CD) Mcf/d	Monthly Gas Prod Mcf	Water Inj Rate (CD) bbl/d	INJ WINJ bbl	Gas Oil Ratio cf/bbl	Water Oil Ratio bbl/bbl	Inst. VRR	Cum VRR Since Prod	
02/16-09-002-29W1/0	17-Jan							0.3	9.43				2.283	
02/16-09-002-29W1/0	17-Feb							0.06	1.76				2.283	
02/16-09-002-29W1/0	17-Mar							0.15	4.59				2.284	
02/16-09-002-29W1/0	17-Apr							0.08	2.26				2.284	
02/16-09-002-29W1/0	17-May							0.63	19.5				2.284	
02/16-09-002-29W1/0	17-Jun							0.78	23.46				2.285	
02/16-09-002-29W1/0	17-Jul							0.84	25.91				2.286	
02/16-09-002-29W1/0	17-Aug							0.63	19.5				2.287	
02/16-09-002-29W1/0	17-Sep							0.63	18.87				2.288	
02/16-09-002-29W1/0	17-Oct							0.88	27.42				2.289	
02/16-09-002-29W1/0	17-Nov							2.3	69.06				2.291	
02/16-09-002-29W1/0	17-Dec							0.61	18.87				2.292	
			0		0		0		240.65					Sum

UWI	Date	Oil Rate (CD) bbl/d	Monthly Oil Prod bbl	Water Rate (CD) bbl/d	Monthly Water Prod bbl	Gas Rate (CD) Mcf/d	Monthly Gas Prod Mcf	Water Inj Rate (CD) bbl/d	INJ WINJ bbl	Gas Oil Ratio cf/bbl	Water Oil Ratio bbl/bbl	Inst. VRR	Cum VRR Since Prod	
03/02-09-002-29W1/0	17-Jan	1.36	42	120.48	3735	0	0			0	89	0	0	
03/02-09-002-29W1/0	17-Feb	18.85	528	672.94	18842	0	0			0	36	0	0	
03/02-09-002-29W1/0	17-Mar	19.04	590	672.44	20845	0	0			0	35	0	0	
03/02-09-002-29W1/0	17-Apr	19.31	579	684.13	20524	0	0			0	35	0	0	
03/02-09-002-29W1/0	17-May	22.45	696	620.38	19232	0	0			0	28	0	0	
03/02-09-002-29W1/0	17-Jun	27.92	838	556.1	16683	0	0			0	20	0	0	
03/02-09-002-29W1/0	17-Jul	8.58	266	187.17	5802	0	0			0	22	0	0	
03/02-09-002-29W1/0	17-Aug	52.5	1627	202.69	6283	0	0			0	4	0	0	
03/02-09-002-29W1/0	17-Sep	74.76	2243	206.79	6204	0	0			0	3	0	0	
03/02-09-002-29W1/0	17-Oct	76.22	2363	155.11	4809	0	0			0	2	0	0	
03/02-09-002-29W1/0	17-Nov	74.4	2232	134.47	4034	0	0			0	2	0	0	
03/02-09-002-29W1/0	17-Dec	68.2	2114	103.02	3194	0	0			0	2	0	0	
			14119		130187		0		0					Sum
UWI	Date	Oil Rate (CD) bbl/d	Monthly Oil Prod bbl	Water Rate (CD) bbl/d	Monthly Water Prod bbl	Gas Rate (CD) Mcf/d	Monthly Gas Prod Mcf	Water Inj Rate (CD) bbl/d	INJ WINJ bbl	Gas Oil Ratio cf/bbl	Water Oil Ratio bbl/bbl	Inst. VRR	Cum VRR Since Prod	
03/03-16-002-29W1/0	17-Jan	22.56	699	1.42	44	3.76	116.54			166.62	0	0	0	
03/03-16-002-29W1/0	17-Feb	21.68	607	1.48	42	4.41	123.6			203.64	0	0	0	
03/03-16-002-29W1/0	17-Mar	20.12	624	1.54	48	0	0			0	0	0	0	
03/03-16-002-29W1/0	17-Apr	20.01	600	2.09	63	0	0			0	0	0	0	
03/03-16-002-29W1/0	17-May	19.85	615	2.06	64	0	0			0	0	0	0	
03/03-16-002-29W1/0	17-Jun	19.98	599	2.37	71	0	0			0	0	0	0	
03/03-16-002-29W1/0	17-Jul	19.77	613	2.51	78	0	0			0	0	0	0	
03/03-16-002-29W1/0	17-Aug	19.89	617	2.51	78	0	0			0	0	0	0	
03/03-16-002-29W1/0	17-Sep	19.55	587	2.37	71	0	0			0	0	0	0	
03/03-16-002-29W1/0	17-Oct	19.46	603	2.01	62	0	0			0	0	0	0	
03/03-16-002-29W1/0	17-Nov	20.08	602	2.07	62	0	0			0	0	0	0	
03/03-16-002-29W1/0	17-Dec	13.72	425	1.51	47	0	0			0	0	0	0	
			7192		729		240.14		0					Sum
UWI	Date	Oil Rate (CD) bbl/d	Monthly Oil Prod bbl	Water Rate (CD) bbl/d	Monthly Water Prod bbl	Gas Rate (CD) Mcf/d	Monthly Gas Prod Mcf	Water Inj Rate (CD) bbl/d	INJ WINJ bbl	Gas Oil Ratio cf/bbl	Water Oil Ratio bbl/bbl	Inst. VRR	Cum VRR Since Prod	
03/05-15-002-29W1/0	17-Jan	2.52	78	0.2	6	4.9	151.85			1946.99	0	0	0	
03/05-15-002-29W1/0	17-Feb	2.9	81	0.25	7	0.25	7.06			87.05	0	0	0	
03/05-15-002-29W1/0	17-Mar	2.99	93	0.25	8	0	0			0	0	0	0	
03/05-15-002-29W1/0	17-Apr	3.08	92	0.27	8	0	0			0	0	0	0	
03/05-15-002-29W1/0	17-May	3.03	94	0.25	8	0	0			0	0	0	0	
03/05-15-002-29W1/0	17-Jun	3.45	104	0.39	12	0	0			0	0	0	0	
03/05-15-002-29W1/0	17-Jul	3.29	102	0.39	12	0	0			0	0	0	0	
03/05-15-002-29W1/0	17-Aug	3.54	110	0.4	12	0	0			0	0	0	0	
03/05-15-002-29W1/0	17-Sep	3.69	111	0.43	13	0	0			0	0	0	0	
03/05-15-002-29W1/0	17-Oct	3.67	114	0.38	12	0	0			0	0	0	0	
03/05-15-002-29W1/0	17-Nov	3.51	105	0.4	12	0	0			0	0	0	0	
03/05-15-002-29W1/0	17-Dec	1.09	34	0.13	4	0	0			0	0	0	0	
			1117		114		158.92		0					Sum

UWI	Date	Oil Rate (CD) bbl/d	Monthly Oil Prod bbl	Water Rate (CD) bbl/d	Monthly Water Prod bbl	Gas Rate (CD) Mcf/d	Monthly Gas Prod Mcf	Water Inj Rate (CD) bbl/d	INJ WINJ bbl	Gas Oil Ratio cf/bbl	Water Oil Ratio bbl/bbl	Inst. VRR	Cum VRR Since Prod	
03/11-08-002-29W1/0	17-Jan	6.25	194	0.73	23	3.76	116.54			601.56	0	0	0	
03/11-08-002-29W1/0	17-Feb	6.2	174	0.79	22	5.42	151.85			874.74	0	0	0	
03/11-08-002-29W1/0	17-Mar	4.73	147	0.54	17	0	0			0	0	0	0	
03/11-08-002-29W1/0	17-Apr	2.21	66	0.2	6	0	0			0	0	0	0	
03/11-08-002-29W1/0	17-May	4.43	137	0.44	14	0	0			0	0	0	0	
03/11-08-002-29W1/0	17-Jun	3.72	112	0.4	12	0	0			0	0	0	0	
03/11-08-002-29W1/0	17-Jul	2.84	88	0.36	11	0	0			0	0	0	0	
03/11-08-002-29W1/0	17-Aug	3.69	114	0.4	13	0	0			0	0	0	0	
03/11-08-002-29W1/0	17-Sep	3.64	109	0.37	11	0	0			0	0	0	0	
03/11-08-002-29W1/0	17-Oct	1.38	43	0.12	4	0	0			0	0	0	0	
03/11-08-002-29W1/0	17-Nov	1.39	42	0.12	4	0	0			0	0	0	0	
03/11-08-002-29W1/0	17-Dec	2.72	84	4.04	125	0	0			0	1	0	0	
			1309		261		268.39		0					Sum
UWI	Date	Oil Rate (CD) bbl/d	Monthly Oil Prod bbl	Water Rate (CD) bbl/d	Monthly Water Prod bbl	Gas Rate (CD) Mcf/d	Monthly Gas Prod Mcf	Water Inj Rate (CD) bbl/d	INJ WINJ bbl	Gas Oil Ratio cf/bbl	Water Oil Ratio bbl/bbl	Inst. VRR	Cum VRR Since Prod	
03/15-16-002-29W1/0	17-Jan							0.2	6.29				7.839	
03/15-16-002-29W1/0	17-Feb							0.31	8.81				7.84	
03/15-16-002-29W1/0	17-Mar							0.7	21.76				7.844	
03/15-16-002-29W1/0	17-Apr							0.97	29				7.85	
03/15-16-002-29W1/0	17-May							0.81	25.22				7.854	
03/15-16-002-29W1/0	17-Jun							2.35	70.57				7.868	
03/15-16-002-29W1/0	17-Jul							1.35	41.95				7.875	
03/15-16-002-29W1/0	17-Aug							0.76	23.46				7.88	
03/15-16-002-29W1/0	17-Sep							1.11	33.21				7.886	
03/15-16-002-29W1/0	17-Oct							1.5	46.54				7.894	
03/15-16-002-29W1/0	17-Nov							0.7	21.01				7.898	
03/15-16-002-29W1/0	17-Dec							0.63	19.5				7.902	
			0		0		0		347.32					Sum
UWI	Date	Oil Rate (CD) bbl/d	Monthly Oil Prod bbl	Water Rate (CD) bbl/d	Monthly Water Prod bbl	Gas Rate (CD) Mcf/d	Monthly Gas Prod Mcf	Water Inj Rate (CD) bbl/d	INJ WINJ bbl	Gas Oil Ratio cf/bbl	Water Oil Ratio bbl/bbl	Inst. VRR	Cum VRR Since Prod	
03/16-09-002-29W1/0	17-Jan							0.63	19.5				7.849	
03/16-09-002-29W1/0	17-Feb							0.02	0.63				7.85	
03/16-09-002-29W1/0	17-Mar							14.06	435.95				7.898	
03/16-09-002-29W1/0	17-Apr							15	450.04				7.948	
03/16-09-002-29W1/0	17-May							12.69	393.3				7.991	
03/16-09-002-29W1/0	17-Jun							13.4	402.11				8.036	
03/16-09-002-29W1/0	17-Jul							13.88	430.35				8.084	
03/16-09-002-29W1/0	17-Aug							13.25	410.79				8.129	
03/16-09-002-29W1/0	17-Sep							10.62	318.52				8.165	
03/16-09-002-29W1/0	17-Oct							7.27	225.36				8.19	
03/16-09-002-29W1/0	17-Nov							14.71	441.42				8.239	
03/16-09-002-29W1/0	17-Dec							3.68	114.03				8.251	
			0		0		0		3641.99					Sum

UWI	Date	Oil Rate (CD) bbl/d	Monthly Oil Prod bbl	Water Rate (CD) bbl/d	Monthly Water Prod bbl	Gas Rate (CD) Mcf/d	Monthly Gas Prod Mcf	Water Inj Rate (CD) bbl/d	INJ WINJ bbl	Gas Oil Ratio cf/bbl	Water Oil Ratio bbl/bbl	Inst. VRR	Cum VRR Since Prod	
04/05-09-002-29W1/0	17-Jan	134.11	4158	39.61	1228	41.01	1271.33			305.79	0	0	0	
04/05-09-002-29W1/0	17-Feb	116.68	3267	31.56	884	34.31	960.56			294.03	0	0	0	
04/05-09-002-29W1/0	17-Mar	119.49	3704	33.51	1039	0	0			0	0	0	0	
04/05-09-002-29W1/0	17-Apr	97.92	2938	17.44	523	0	0			0	0	0	0	
04/05-09-002-29W1/0	17-May	90.08	2793	13.77	427	0	0			0	0	0	0	
04/05-09-002-29W1/0	17-Jun	78.34	2350	9.49	285	0	0			0	0	0	0	
04/05-09-002-29W1/0	17-Jul	69.05	2141	12.11	376	0	0			0	0	0	0	
04/05-09-002-29W1/0	17-Aug	63.15	1958	15.96	495	0	0			0	0	0	0	
04/05-09-002-29W1/0	17-Sep	59.15	1774	17.03	511	0	0			0	0	0	0	
04/05-09-002-29W1/0	17-Oct	60.19	1866	15.67	486	0	0			0	0	0	0	
04/05-09-002-29W1/0	17-Nov	61.42	1843	16.01	480	0	0			0	0	0	0	
04/05-09-002-29W1/0	17-Dec	54.08	1676	15.97	495	0	0			0	0	0	0	
			30467		7227		2231.89		0					Sum
UWI	Date	Oil Rate (CD) bbl/d	Monthly Oil Prod bbl	Water Rate (CD) bbl/d	Monthly Water Prod bbl	Gas Rate (CD) Mcf/d	Monthly Gas Prod Mcf	Water Inj Rate (CD) bbl/d	INJ WINJ bbl	Gas Oil Ratio cf/bbl	Water Oil Ratio bbl/bbl	Inst. VRR	Cum VRR Since Prod	
04/05-15-002-29W1/0	17-Jan	5.11	159	6.57	204	3.42	105.94			668.4	1	0	0	
04/05-15-002-29W1/0	17-Feb	5.44	152	4.2	118	0.63	17.66			116	1	0	0	
04/05-15-002-29W1/0	17-Mar	5.42	168	3.65	113	0	0			0	1	0	0	
04/05-15-002-29W1/0	17-Apr	6.11	183	4.47	134	0	0			0	1	0	0	
04/05-15-002-29W1/0	17-May	4.89	151	3.55	110	0	0			0	1	0	0	
04/05-15-002-29W1/0	17-Jun	1.22	37	0.84	25	0	0			0	1	0	0	
04/05-15-002-29W1/0	17-Jul	7.78	241	5.86	182	0	0			0	1	0	0	
04/05-15-002-29W1/0	17-Aug	7.59	235	5.66	175	0	0			0	1	0	0	
04/05-15-002-29W1/0	17-Sep	7.44	223	5.7	171	0	0			0	1	0	0	
04/05-15-002-29W1/0	17-Oct	6.84	212	4.73	147	0	0			0	1	0	0	
04/05-15-002-29W1/0	17-Nov	3.52	106	3.26	98	0	0			0	1	0	0	
04/05-15-002-29W1/0	17-Dec	7.3	226	7.68	238	0	0			0	1	0	0	
			2094		1715		123.6		0					Sum
UWI	Date	Oil Rate (CD) bbl/d	Monthly Oil Prod bbl	Water Rate (CD) bbl/d	Monthly Water Prod bbl	Gas Rate (CD) Mcf/d	Monthly Gas Prod Mcf	Water Inj Rate (CD) bbl/d	INJ WINJ bbl	Gas Oil Ratio cf/bbl	Water Oil Ratio bbl/bbl	Inst. VRR	Cum VRR Since Prod	
A0/04-09-002-29W1/0	17-Jan	11.52	357	1.38	43	3.08	95.35			266.89	0	0	0	
A0/04-09-002-29W1/0	17-Feb	11.68	327	1.35	38	6.68	187.17			572.26	0	0	0	
A0/04-09-002-29W1/0	17-Mar	11.9	369	1.34	42	28.01	868.39			2354.41	0	0	0	
A0/04-09-002-29W1/0	17-Apr	11.86	356	1.45	43	29.39	881.81			2478.28	0	0	0	
A0/04-09-002-29W1/0	17-May	10.89	338	1.25	39	24.91	772.33			2287.46	0	0	0	
A0/04-09-002-29W1/0	17-Jun	10.01	300	1.18	35	15.07	452.03			1504.75	0	0	0	
A0/04-09-002-29W1/0	17-Jul	9.59	297	0.94	29	13.97	432.96			1456.21	0	0	0	
A0/04-09-002-29W1/0	17-Aug	9.82	304	0.85	26	8.78	272.28			894.57	0	0	0	
A0/04-09-002-29W1/0	17-Sep	7.61	228	0.39	12	15.89	476.75			2088.07	0	0	0	
A0/04-09-002-29W1/0	17-Oct	5.99	186	0.06	2	8.89	275.45			1482.52	0	0	0	
A0/04-09-002-29W1/0	17-Nov	6.96	209	0.26	8	28.77	863.09			4135.64	0	0	0	
A0/04-09-002-29W1/0	17-Dec	8.3	257	0.51	16	10.4	322.42			1252.72	0	0	0	
			3529		332		5900.02		0					Sum

UWI	Date	Oil Rate (CD) bbl/d	Monthly Oil Prod bbl	Water Rate (CD) bbl/d	Monthly Water Prod bbl	Gas Rate (CD) Mcf/d	Monthly Gas Prod Mcf	Water Inj Rate (CD) bbl/d	INJ WINJ bbl	Gas Oil Ratio cf/bbl	Water Oil Ratio bbl/bbl	Inst. VRR	Cum VRR Since Prod	
A0/10-09-002-29W1/0	17-Jan	3.69	114	0.18	6	2.16	67.1			586.14	0	0	0	
A0/10-09-002-29W1/0	17-Feb	5.57	156	0.09	3	0.76	21.19			135.84	0	0	0	
A0/10-09-002-29W1/0	17-Mar	5.08	158	0.06	2	0	0			0	0	0	0	
A0/10-09-002-29W1/0	17-Apr	5.55	167	0.06	2	0	0			0	0	0	0	
A0/10-09-002-29W1/0	17-May	5.85	181	0.54	17	0	0			0	0	0	0	
A0/10-09-002-29W1/0	17-Jun	5.84	175	0.58	17	0	0			0	0	0	0	
A0/10-09-002-29W1/0	17-Jul	5.79	179	0.63	19	0	0			0	0	0	0	
A0/10-09-002-29W1/0	17-Aug	5.99	186	0.65	20	0	0			0	0	0	0	
A0/10-09-002-29W1/0	17-Sep	5.46	164	0.38	11	0	0			0	0	0	0	
A0/10-09-002-29W1/0	17-Oct	0.35	11	0.02	1	0	0			0	0	0	0	
A0/10-09-002-29W1/0	17-Nov	0	0	0	0	0	0						0	
A0/10-09-002-29W1/0	17-Dec	0	0	0	0	0	0	56.91	1764.29				0.034	
			1491		97		88.29		1764.29					Sum
UWI	Date	Oil Rate (CD) bbl/d	Monthly Oil Prod bbl	Water Rate (CD) bbl/d	Monthly Water Prod bbl	Gas Rate (CD) Mcf/d	Monthly Gas Prod Mcf	Water Inj Rate (CD) bbl/d	INJ WINJ bbl	Gas Oil Ratio cf/bbl	Water Oil Ratio bbl/bbl	Inst. VRR	Cum VRR Since Prod	
A0/14-08-002-29W1/0	17-Jan	3.83	119	0.37	11	0.23	7.06			59.41	0	0	0	
A0/14-08-002-29W1/0	17-Feb	3.8	106	0.31	9	0	0			0	0	0	0	
A0/14-08-002-29W1/0	17-Mar	5.07	157	0.45	14	0	0			0	0	0	0	
A0/14-08-002-29W1/0	17-Apr	4.24	127	0.42	13	0	0			0	0	0	0	
A0/14-08-002-29W1/0	17-May	3.45	107	0.29	9	0	0			0	0	0	0	
A0/14-08-002-29W1/0	17-Jun	3.59	108	0.31	9	0	0			0	0	0	0	
A0/14-08-002-29W1/0	17-Jul	3.54	110	0.35	11	0	0			0	0	0	0	
A0/14-08-002-29W1/0	17-Aug	3.68	114	0.36	11	0	0			0	0	0	0	
A0/14-08-002-29W1/0	17-Sep	3.81	114	0.36	11	0	0			0	0	0	0	
A0/14-08-002-29W1/0	17-Oct	3.21	100	0.27	8	0	0			0	0	0	0	
A0/14-08-002-29W1/0	17-Nov	3.35	100	0.33	10	0	0			0	0	0	0	
A0/14-08-002-29W1/0	17-Dec	3.04	94	0.36	11	0	0			0	0	0	0	
			1356		127		7.06		0					Sum
UWI	Date	Oil Rate (CD) bbl/d	Monthly Oil Prod bbl	Water Rate (CD) bbl/d	Monthly Water Prod bbl	Gas Rate (CD) Mcf/d	Monthly Gas Prod Mcf	Water Inj Rate (CD) bbl/d	INJ WINJ bbl	Gas Oil Ratio cf/bbl	Water Oil Ratio bbl/bbl	Inst. VRR	Cum VRR Since Prod	
B0/01-09-002-29W1/0	17-Jan	8.28	257	0.37	11	5.35	165.98			646.78	0	0	0	
B0/01-09-002-29W1/0	17-Feb	7.5	210	0.11	3	7.44	208.36			991.8	0	0	0	
B0/01-09-002-29W1/0	17-Mar	10.6	329	1.11	34	0	0			0	0	0	0	
B0/01-09-002-29W1/0	17-Apr	12.3	369	2.55	76	0	0			0	0	0	0	
B0/01-09-002-29W1/0	17-May	11.59	359	1.79	55	0	0			0	0	0	0	
B0/01-09-002-29W1/0	17-Jun	11.14	334	1.31	39	0	0			0	0	0	0	
B0/01-09-002-29W1/0	17-Jul	10.27	318	1.26	39	0	0			0	0	0	0	
B0/01-09-002-29W1/0	17-Aug	10.07	312	1.22	38	0	0			0	0	0	0	
B0/01-09-002-29W1/0	17-Sep	9.09	273	0.82	25	0	0			0	0	0	0	
B0/01-09-002-29W1/0	17-Oct	8.46	262	0.45	14	0	0			0	0	0	0	
B0/01-09-002-29W1/0	17-Nov	6.64	199	0.34	10	0	0			0	0	0	0	
B0/01-09-002-29W1/0	17-Dec	5.46	169	0.34	11	0	0			0	0	0	0	
			3392		356		374.34		0					Sum

UWI	Date	Oil Rate (CD) bbl/d	Monthly Oil Prod bbl	Water Rate (CD) bbl/d	Monthly Water Prod bbl	Gas Rate (CD) Mcf/d	Monthly Gas Prod Mcf	Water Inj Rate (CD) bbl/d	INJ WINJ bbl	Gas Oil Ratio cf/bbl	Water Oil Ratio bbl/bbl	Inst. VRR	Cum VRR Since Prod	
B0/01-17-002-29W1/0	17-Jan	5.52	171	0.32	10	3.76	116.54			681.18	0	0	0	
B0/01-17-002-29W1/0	17-Feb	6.45	181	0.43	12	2.52	70.63			391.26	0	0	0	
B0/01-17-002-29W1/0	17-Mar	4.46	138	0.27	8	0	0			0	0	0	0	
B0/01-17-002-29W1/0	17-Apr	5.38	161	0.36	11	0	0			0	0	0	0	
B0/01-17-002-29W1/0	17-May	6.26	194	0.35	11	0	0			0	0	0	0	
B0/01-17-002-29W1/0	17-Jun	5.76	173	0.31	9	0	0			0	0	0	0	
B0/01-17-002-29W1/0	17-Jul	4.13	128	0.29	9	0	0			0	0	0	0	
B0/01-17-002-29W1/0	17-Aug	4.16	129	0.39	12	0	0			0	0	0	0	
B0/01-17-002-29W1/0	17-Sep	4.64	139	0.52	16	0	0			0	0	0	0	
B0/01-17-002-29W1/0	17-Oct	4.47	139	0.51	16	0	0			0	0	0	0	
B0/01-17-002-29W1/0	17-Nov	4.62	139	0.54	16	0	0			0	0	0	0	
B0/01-17-002-29W1/0	17-Dec	4.05	125	0.53	16	0	0			0	0	0	0	
			1817		147		187.17		0					Sum
UWI	Date	Oil Rate (CD) bbl/d	Monthly Oil Prod bbl	Water Rate (CD) bbl/d	Monthly Water Prod bbl	Gas Rate (CD) Mcf/d	Monthly Gas Prod Mcf	Water Inj Rate (CD) bbl/d	INJ WINJ bbl	Gas Oil Ratio cf/bbl	Water Oil Ratio bbl/bbl	Inst. VRR	Cum VRR Since Prod	
B0/02-17-002-29W1/0	17-Jan							0.06	1.95				3.139	
B0/02-17-002-29W1/0	17-Feb							1.46	40.88				3.142	
B0/02-17-002-29W1/0	17-Mar							5.4	167.31				3.152	
B0/02-17-002-29W1/0	17-Apr							2.24	67.3				3.157	
B0/02-17-002-29W1/0	17-May							1.39	42.96				3.159	
B0/02-17-002-29W1/0	17-Jun							1.68	50.32				3.163	
B0/02-17-002-29W1/0	17-Jul							2.5	77.36				3.168	
B0/02-17-002-29W1/0	17-Aug							0.63	19.5				3.169	
B0/02-17-002-29W1/0	17-Sep							0.63	18.87				3.17	
B0/02-17-002-29W1/0	17-Oct							1.46	45.29				3.173	
B0/02-17-002-29W1/0	17-Nov							0.69	20.76				3.174	
B0/02-17-002-29W1/0	17-Dec							0.63	19.5				3.176	
			0		0		0		572					Sum
UWI	Date	Oil Rate (CD) bbl/d	Monthly Oil Prod bbl	Water Rate (CD) bbl/d	Monthly Water Prod bbl	Gas Rate (CD) Mcf/d	Monthly Gas Prod Mcf	Water Inj Rate (CD) bbl/d	INJ WINJ bbl	Gas Oil Ratio cf/bbl	Water Oil Ratio bbl/bbl	Inst. VRR	Cum VRR Since Prod	
B0/03-09-002-29W1/0	17-Jan	14.71	456	1.28	40	1.25	38.85			85.19	0	0	0	
B0/03-09-002-29W1/0	17-Feb	13.86	388	0.85	24	0.25	7.06			18.2	0	0	0	
B0/03-09-002-29W1/0	17-Mar	16.01	496	1.13	35	0	0			0	0	0	0	
B0/03-09-002-29W1/0	17-Apr	16.85	506	1.38	41	0	0			0	0	0	0	
B0/03-09-002-29W1/0	17-May	13.53	419	0.67	21	0	0			0	0	0	0	
B0/03-09-002-29W1/0	17-Jun	10.9	327	0.58	17	0	0			0	0	0	0	
B0/03-09-002-29W1/0	17-Jul	9.73	302	0.1	3	0	0			0	0	0	0	
B0/03-09-002-29W1/0	17-Aug	9.88	306	0	0	0	0			0	0	0	0	
B0/03-09-002-29W1/0	17-Sep	8.99	270	0.06	2	0	0			0	0	0	0	
B0/03-09-002-29W1/0	17-Oct	8.09	251	0.06	2	0	0			0	0	0	0	
B0/03-09-002-29W1/0	17-Nov	7.96	239	0.06	2	0	0			0	0	0	0	
B0/03-09-002-29W1/0	17-Dec	9.13	283	0.4	12	0	0			0	0	0	0	
			4242		199		45.91		0					Sum

UWI	Date	Oil Rate (CD) bbl/d	Monthly Oil Prod bbl	Water Rate (CD) bbl/d	Monthly Water Prod bbl	Gas Rate (CD) Mcf/d	Monthly Gas Prod Mcf	Water Inj Rate (CD) bbl/d	INJ WINJ bbl	Gas Oil Ratio cf/bbl	Water Oil Ratio bbl/bbl	Inst. VRR	Cum VRR Since Prod	
B0/03-17-002-29W1/0	17-Jan	6.27	194	0.32	10	0.34	10.59			54.51	0	0	0	
B0/03-17-002-29W1/0	17-Feb	5.89	165	0.31	9	0.63	17.66			107.15	0	0	0	
B0/03-17-002-29W1/0	17-Mar	5.77	179	0.32	10	0	0			0	0	0	0	
B0/03-17-002-29W1/0	17-Apr	4.83	145	0.27	8	0	0			0	0	0	0	
B0/03-17-002-29W1/0	17-May	4.45	138	0.26	8	0	0			0	0	0	0	
B0/03-17-002-29W1/0	17-Jun	4.65	140	0.33	10	0	0			0	0	0	0	
B0/03-17-002-29W1/0	17-Jul	4.13	128	0.35	11	0	0			0	0	0	0	
B0/03-17-002-29W1/0	17-Aug	4.25	132	0.36	11	0	0			0	0	0	0	
B0/03-17-002-29W1/0	17-Sep	3.94	118	0.36	11	0	0			0	0	0	0	
B0/03-17-002-29W1/0	17-Oct	3.92	122	0.32	10	0	0			0	0	0	0	
B0/03-17-002-29W1/0	17-Nov	4.04	121	0.33	10	0	0			0	0	0	0	
B0/03-17-002-29W1/0	17-Dec	3.84	119	0.36	11	0	0			0	0	0	0	
			1701		119		28.25		0					Sum
UWI	Date	Oil Rate (CD) bbl/d	Monthly Oil Prod bbl	Water Rate (CD) bbl/d	Monthly Water Prod bbl	Gas Rate (CD) Mcf/d	Monthly Gas Prod Mcf	Water Inj Rate (CD) bbl/d	INJ WINJ bbl	Gas Oil Ratio cf/bbl	Water Oil Ratio bbl/bbl	Inst. VRR	Cum VRR Since Prod	
B0/04-16-002-29W1/0	17-Jan							1.7	52.83				1.736	
B0/04-16-002-29W1/0	17-Feb							1.84	51.58				1.738	
B0/04-16-002-29W1/0	17-Mar							21.57	668.67				1.763	
B0/04-16-002-29W1/0	17-Apr							21.45	643.45				1.788	
B0/04-16-002-29W1/0	17-May							21.23	658.04				1.814	
B0/04-16-002-29W1/0	17-Jun							22.24	667.29				1.84	
B0/04-16-002-29W1/0	17-Jul							22.86	708.61				1.867	
B0/04-16-002-29W1/0	17-Aug							19.9	617.03				1.891	
B0/04-16-002-29W1/0	17-Sep							18.97	569.16				1.913	
B0/04-16-002-29W1/0	17-Oct							17.94	556.14				1.934	
B0/04-16-002-29W1/0	17-Nov							20.37	611.24				1.958	
B0/04-16-002-29W1/0	17-Dec							19.67	609.86				1.982	
			0		0		0		6413.9					Sum
UWI	Date	Oil Rate (CD) bbl/d	Monthly Oil Prod bbl	Water Rate (CD) bbl/d	Monthly Water Prod bbl	Gas Rate (CD) Mcf/d	Monthly Gas Prod Mcf	Water Inj Rate (CD) bbl/d	INJ WINJ bbl	Gas Oil Ratio cf/bbl	Water Oil Ratio bbl/bbl	Inst. VRR	Cum VRR Since Prod	
B0/05-15-002-29W1/0	17-Jan	6.78	210	0.75	23	9.46	293.11			1395.24	0	0	0	
B0/05-15-002-29W1/0	17-Feb	6.96	195	0.7	19	2.27	63.57			326.01	0	0	0	
B0/05-15-002-29W1/0	17-Mar	7.16	222	0.75	23	0	0			0	0	0	0	
B0/05-15-002-29W1/0	17-Apr	7.2	216	0.94	28	0	0			0	0	0	0	
B0/05-15-002-29W1/0	17-May	6.83	212	0.88	27	0	0			0	0	0	0	
B0/05-15-002-29W1/0	17-Jun	6.78	203	1.16	35	0	0			0	0	0	0	
B0/05-15-002-29W1/0	17-Jul	6.43	199	1.02	32	0	0			0	0	0	0	
B0/05-15-002-29W1/0	17-Aug	6.32	196	1.16	36	0	0			0	0	0	0	
B0/05-15-002-29W1/0	17-Sep	6.56	197	1.3	39	0	0			0	0	0	0	
B0/05-15-002-29W1/0	17-Oct	6.53	202	1.17	36	0	0			0	0	0	0	
B0/05-15-002-29W1/0	17-Nov	5.66	170	0.95	29	0	0			0	0	0	0	
B0/05-15-002-29W1/0	17-Dec	4.82	150	0.79	24	0	0			0	0	0	0	
			2372		353		356.68		0					Sum

UWI	Date	Oil Rate (CD) bbl/d	Monthly Oil Prod bbl	Water Rate (CD) bbl/d	Monthly Water Prod bbl	Gas Rate (CD) Mcf/d	Monthly Gas Prod Mcf	Water Inj Rate (CD) bbl/d	INJ WINJ bbl	Gas Oil Ratio cf/bbl	Water Oil Ratio bbl/bbl	Inst. VRR	Cum VRR Since Prod	
B0/06-09-002-29W1/0	17-Jan							0.91	28.3				5.136	
B0/06-09-002-29W1/0	17-Feb							2.22	62.27				5.14	
B0/06-09-002-29W1/0	17-Mar							28.89	895.54				5.198	
B0/06-09-002-29W1/0	17-Apr							22.96	688.86				5.242	
B0/06-09-002-29W1/0	17-May							19.98	619.48				5.281	
B0/06-09-002-29W1/0	17-Jun							20	599.86				5.319	
B0/06-09-002-29W1/0	17-Jul							22.26	690.05				5.364	
B0/06-09-002-29W1/0	17-Aug							20.24	627.41				5.404	
B0/06-09-002-29W1/0	17-Sep							18.31	549.23				5.439	
B0/06-09-002-29W1/0	17-Oct							12.94	401.1				5.464	
B0/06-09-002-29W1/0	17-Nov							20.71	621.43				5.504	
B0/06-09-002-29W1/0	17-Dec							18.1	560.99				5.54	
			0		0		0		6344.53					Sum
UWI	Date	Oil Rate (CD) bbl/d	Monthly Oil Prod bbl	Water Rate (CD) bbl/d	Monthly Water Prod bbl	Gas Rate (CD) Mcf/d	Monthly Gas Prod Mcf	Water Inj Rate (CD) bbl/d	INJ WINJ bbl	Gas Oil Ratio cf/bbl	Water Oil Ratio bbl/bbl	Inst. VRR	Cum VRR Since Prod	
B0/06-16-002-29W1/0	17-Jan							0.34	10.69				2.413	
B0/06-16-002-29W1/0	17-Feb							0.29	8.18				2.413	
B0/06-16-002-29W1/0	17-Mar							8.2	254.17				2.423	
B0/06-16-002-29W1/0	17-Apr							3.66	109.95				2.428	
B0/06-16-002-29W1/0	17-May							2.56	79.25				2.431	
B0/06-16-002-29W1/0	17-Jun							6.59	197.69				2.439	
B0/06-16-002-29W1/0	17-Jul							5.45	169.07				2.446	
B0/06-16-002-29W1/0	17-Aug							0.63	19.5				2.447	
B0/06-16-002-29W1/0	17-Sep							0.63	18.87				2.448	
B0/06-16-002-29W1/0	17-Oct							0.63	19.5				2.448	
B0/06-16-002-29W1/0	17-Nov							0.63	18.87				2.449	
B0/06-16-002-29W1/0	17-Dec							0.63	19.5				2.45	
			0		0		0		925.23					Sum
UWI	Date	Oil Rate (CD) bbl/d	Monthly Oil Prod bbl	Water Rate (CD) bbl/d	Monthly Water Prod bbl	Gas Rate (CD) Mcf/d	Monthly Gas Prod Mcf	Water Inj Rate (CD) bbl/d	INJ WINJ bbl	Gas Oil Ratio cf/bbl	Water Oil Ratio bbl/bbl	Inst. VRR	Cum VRR Since Prod	
B0/07-09-002-29W1/0	17-Jan	11.32	351	0.61	19	2.28	70.63			201.24	0	0	0	
B0/07-09-002-29W1/0	17-Feb	17.59	492	0.56	16	2.52	70.63			143.41	0	0	0	
B0/07-09-002-29W1/0	17-Mar	16.13	500	0.24	7	0	0			0	0	0	0	
B0/07-09-002-29W1/0	17-Apr	18.66	560	0.62	19	0	0			0	0	0	0	
B0/07-09-002-29W1/0	17-May	18.18	564	0.58	18	0	0			0	0	0	0	
B0/07-09-002-29W1/0	17-Jun	17.89	537	0.54	16	0	0			0	0	0	0	
B0/07-09-002-29W1/0	17-Jul	7.68	238	0.1	3	0	0			0	0	0	0	
B0/07-09-002-29W1/0	17-Aug	0	0	0	0	0	0						0	
B0/07-09-002-29W1/0	17-Sep	0	0	0	0	0	0						0	
B0/07-09-002-29W1/0	17-Dec							5.66	175.49				0.002	
			3241		98		141.26		175.49					Sum

UWI	Date	Oil Rate (CD) bbl/d	Monthly Oil Prod bbl	Water Rate (CD) bbl/d	Monthly Water Prod bbl	Gas Rate (CD) Mcf/d	Monthly Gas Prod Mcf	Water Inj Rate (CD) bbl/d	INJ WINJ bbl	Gas Oil Ratio cf/bbl	Water Oil Ratio bbl/bbl	Inst. VRR	Cum VRR Since Prod	
B0/07-16-002-29W1/0	17-Jan	6.27	194	0.69	21	1.59	49.44			254.38	0	0	0	
B0/07-16-002-29W1/0	17-Feb	6.09	170	0.74	21	2.52	70.63			414.36	0	0	0	
B0/07-16-002-29W1/0	17-Mar	6.05	188	0.73	23	0	0			0	0	0	0	
B0/07-16-002-29W1/0	17-Apr	6.22	187	0.69	21	0	0			0	0	0	0	
B0/07-16-002-29W1/0	17-May	6.3	195	0.55	17	0	0			0	0	0	0	
B0/07-16-002-29W1/0	17-Jun	6.29	189	0.57	17	0	0			0	0	0	0	
B0/07-16-002-29W1/0	17-Jul	6.12	190	0.55	17	0	0			0	0	0	0	
B0/07-16-002-29W1/0	17-Aug	6.14	190	0.5	15	0	0			0	0	0	0	
B0/07-16-002-29W1/0	17-Sep	5.89	177	0.5	15	0	0			0	0	0	0	
B0/07-16-002-29W1/0	17-Oct	5.65	175	0.5	15	0	0			0	0	0	0	
B0/07-16-002-29W1/0	17-Nov	5.87	176	0.54	16	0	0			0	0	0	0	
B0/07-16-002-29W1/0	17-Dec	5.4	167	0.62	19	0	0			0	0	0	0	
			2198		218		120.07		0					Sum
UWI	Date	Oil Rate (CD) bbl/d	Monthly Oil Prod bbl	Water Rate (CD) bbl/d	Monthly Water Prod bbl	Gas Rate (CD) Mcf/d	Monthly Gas Prod Mcf	Water Inj Rate (CD) bbl/d	INJ WINJ bbl	Gas Oil Ratio cf/bbl	Water Oil Ratio bbl/bbl	Inst. VRR	Cum VRR Since Prod	
B0/07-17-002-29W1/0	17-Jan	5.11	159	0.79	25	1.59	49.44			311.92	0	0	0	
B0/07-17-002-29W1/0	17-Feb	4.99	140	0.7	19	2.14	60.03			429.95	0	0	0	
B0/07-17-002-29W1/0	17-Mar	4.94	153	0.64	20	0	0			0	0	0	0	
B0/07-17-002-29W1/0	17-Apr	4.67	140	0.69	21	0	0			0	0	0	0	
B0/07-17-002-29W1/0	17-May	4.57	142	0.64	20	0	0			0	0	0	0	
B0/07-17-002-29W1/0	17-Jun	4.57	137	0.6	18	0	0			0	0	0	0	
B0/07-17-002-29W1/0	17-Jul	5	155	0.82	25	0	0			0	0	0	0	
B0/07-17-002-29W1/0	17-Aug	5.13	159	0.84	26	0	0			0	0	0	0	
B0/07-17-002-29W1/0	17-Sep	4.25	127	0.65	19	0	0			0	0	0	0	
B0/07-17-002-29W1/0	17-Oct	4.18	129	0.73	23	0	0			0	0	0	0	
B0/07-17-002-29W1/0	17-Nov	4.03	121	0.74	22	0	0			0	0	0	0	
B0/07-17-002-29W1/0	17-Dec	3.35	104	0.72	22	0	0			0	0	0	0	
			1666		261		109.48		0					Sum
UWI	Date	Oil Rate (CD) bbl/d	Monthly Oil Prod bbl	Water Rate (CD) bbl/d	Monthly Water Prod bbl	Gas Rate (CD) Mcf/d	Monthly Gas Prod Mcf	Water Inj Rate (CD) bbl/d	INJ WINJ bbl	Gas Oil Ratio cf/bbl	Water Oil Ratio bbl/bbl	Inst. VRR	Cum VRR Since Prod	
B0/08-09-002-29W1/0	17-Jan							1.4	43.4				7.516	
B0/08-09-002-29W1/0	17-Feb							1.66	46.54				7.522	
B0/08-09-002-29W1/0	17-Mar							16.5	511.42				7.589	
B0/08-09-002-29W1/0	17-Apr							15.71	471.36				7.65	
B0/08-09-002-29W1/0	17-May							14.79	458.4				7.71	
B0/08-09-002-29W1/0	17-Jun							15.9	476.89				7.773	
B0/08-09-002-29W1/0	17-Jul							17.17	532.24				7.842	
B0/08-09-002-29W1/0	17-Aug							15.57	482.55				7.905	
B0/08-09-002-29W1/0	17-Sep							13.77	413.24				7.959	
B0/08-09-002-29W1/0	17-Oct							9.04	280.15				7.996	
B0/08-09-002-29W1/0	17-Nov							14.29	428.65				8.052	
B0/08-09-002-29W1/0	17-Dec							14.65	454.12				8.111	
			0		0		0		4598.98					Sum

UWI	Date	Oil Rate (CD) bbl/d	Monthly Oil Prod bbl	Water Rate (CD) bbl/d	Monthly Water Prod bbl	Gas Rate (CD) Mcf/d	Monthly Gas Prod Mcf	Water Inj Rate (CD) bbl/d	INJ WINJ bbl	Gas Oil Ratio cf/bbl	Water Oil Ratio bbl/bbl	Inst. VRR	Cum VRR Since Prod	
B0/08-16-002-29W1/0	17-Jan							0.24	7.55				2.989	
B0/08-16-002-29W1/0	17-Feb							0.2	5.66				2.989	
B0/08-16-002-29W1/0	17-Mar							0.24	7.48				2.99	
B0/08-16-002-29W1/0	17-Apr							0.1	3.02				2.99	
B0/08-16-002-29W1/0	17-May							0.45	13.84				2.991	
B0/08-16-002-29W1/0	17-Jun							1.05	31.45				2.994	
B0/08-16-002-29W1/0	17-Jul							0.63	19.5				2.996	
B0/08-16-002-29W1/0	17-Aug							0.63	19.5				2.997	
B0/08-16-002-29W1/0	17-Sep							0.63	18.87				2.999	
B0/08-16-002-29W1/0	17-Oct							1.24	38.37				3.002	
B0/08-16-002-29W1/0	17-Nov							3.02	90.57				3.01	
B0/08-16-002-29W1/0	17-Dec							0.85	26.42				3.012	
			0		0		0		282.22					Sum
UWI	Date	Oil Rate (CD) bbl/d	Monthly Oil Prod bbl	Water Rate (CD) bbl/d	Monthly Water Prod bbl	Gas Rate (CD) Mcf/d	Monthly Gas Prod Mcf	Water Inj Rate (CD) bbl/d	INJ WINJ bbl	Gas Oil Ratio cf/bbl	Water Oil Ratio bbl/bbl	Inst. VRR	Cum VRR Since Prod	
B0/09-17-002-29W1/0	17-Jan	2.84	88	0.12	4	1.59	49.44			561.46	0	0	0	
B0/09-17-002-29W1/0	17-Feb	2.88	81	0.11	3	2.14	60.03			745.69	0	0	0	
B0/09-17-002-29W1/0	17-Mar	2.85	88	0.18	6	0	0			0	0	0	0	
B0/09-17-002-29W1/0	17-Apr	1.29	39	0.08	3	0	0			0	0	0	0	
B0/09-17-002-29W1/0	17-May	1.58	49	0.14	4	0	0			0	0	0	0	
B0/09-17-002-29W1/0	17-Jun	3.43	103	0.3	9	0	0			0	0	0	0	
B0/09-17-002-29W1/0	17-Jul	2.36	73	0.13	4	0	0			0	0	0	0	
B0/09-17-002-29W1/0	17-Aug	2.48	77	0.13	4	0	0			0	0	0	0	
B0/09-17-002-29W1/0	17-Sep	2.49	75	0.13	4	0	0			0	0	0	0	
B0/09-17-002-29W1/0	17-Oct	2.6	81	0.28	9	0	0			0	0	0	0	
B0/09-17-002-29W1/0	17-Nov	2.49	75	0.29	9	0	0			0	0	0	0	
B0/09-17-002-29W1/0	17-Dec	2.24	69	0.33	10	0	0			0	0	0	0	
			897		68		109.48		0					Sum
UWI	Date	Oil Rate (CD) bbl/d	Monthly Oil Prod bbl	Water Rate (CD) bbl/d	Monthly Water Prod bbl	Gas Rate (CD) Mcf/d	Monthly Gas Prod Mcf	Water Inj Rate (CD) bbl/d	INJ WINJ bbl	Gas Oil Ratio cf/bbl	Water Oil Ratio bbl/bbl	Inst. VRR	Cum VRR Since Prod	
B0/11-09-002-29W1/0	17-Jan							1.52	47.17				0.86	
B0/11-09-002-29W1/0	17-Feb							1.35	37.74				0.861	
B0/11-09-002-29W1/0	17-Mar							22.01	682.44				0.878	
B0/11-09-002-29W1/0	17-Apr							21.76	652.88				0.894	
B0/11-09-002-29W1/0	17-May							20.78	644.08				0.91	
B0/11-09-002-29W1/0	17-Jun							21.01	630.24				0.926	
B0/11-09-002-29W1/0	17-Jul							24.13	748.11				0.945	
B0/11-09-002-29W1/0	17-Aug							21.83	676.59				0.962	
B0/11-09-002-29W1/0	17-Sep							21.84	655.08				0.978	
B0/11-09-002-29W1/0	17-Oct							18.32	567.97				0.992	
B0/11-09-002-29W1/0	17-Nov							27.04	811.26				1.012	
B0/11-09-002-29W1/0	17-Dec							24.58	761.95				1.032	
			0		0		0		6915.52					Sum

UWI	Date	Oil Rate (CD) bbl/d	Monthly Oil Prod bbl	Water Rate (CD) bbl/d	Monthly Water Prod bbl	Gas Rate (CD) Mcf/d	Monthly Gas Prod Mcf	Water Inj Rate (CD) bbl/d	INJ WINJ bbl	Gas Oil Ratio cf/bbl	Water Oil Ratio bbl/bbl	Inst. VRR	Cum VRR Since Prod	
B0/11-16-002-29W1/0	17-Jan	8.91	276	2.25	70	3.76	116.54			422.05	0	0	0	
B0/11-16-002-29W1/0	17-Feb	8.76	245	2.11	59	5.42	151.85			619.04	0	0	0	
B0/11-16-002-29W1/0	17-Mar	8.75	271	2.08	65	0	0			0	0	0	0	
B0/11-16-002-29W1/0	17-Apr	8.14	244	1.95	59	0	0			0	0	0	0	
B0/11-16-002-29W1/0	17-May	7.97	247	1.65	51	0	0			0	0	0	0	
B0/11-16-002-29W1/0	17-Jun	8.51	255	1.48	44	0	0			0	0	0	0	
B0/11-16-002-29W1/0	17-Jul	8.53	265	1.46	45	0	0			0	0	0	0	
B0/11-16-002-29W1/0	17-Aug	8.5	263	1.74	54	0	0			0	0	0	0	
B0/11-16-002-29W1/0	17-Sep	8.06	242	1.69	51	0	0			0	0	0	0	
B0/11-16-002-29W1/0	17-Oct	7.58	235	1.16	36	0	0			0	0	0	0	
B0/11-16-002-29W1/0	17-Nov	7.91	237	0.99	30	0	0			0	0	0	0	
B0/11-16-002-29W1/0	17-Dec	7.77	241	1.14	35	0	0			0	0	0	0	
			3022		598		268.39		0					Sum
UWI	Date	Oil Rate (CD) bbl/d	Monthly Oil Prod bbl	Water Rate (CD) bbl/d	Monthly Water Prod bbl	Gas Rate (CD) Mcf/d	Monthly Gas Prod Mcf	Water Inj Rate (CD) bbl/d	INJ WINJ bbl	Gas Oil Ratio cf/bbl	Water Oil Ratio bbl/bbl	Inst. VRR	Cum VRR Since Prod	
B0/12-17-002-29W1/0	17-Jan							0.06	1.95				1.102	
B0/12-17-002-29W1/0	17-Feb							0.06	1.76				1.103	
B0/12-17-002-29W1/0	17-Mar							0.06	1.95				1.103	
B0/12-17-002-29W1/0	17-Apr							0.08	2.45				1.103	
B0/12-17-002-29W1/0	17-May							0.52	16.1				1.105	
B0/12-17-002-29W1/0	17-Jun							0.59	17.61				1.107	
B0/12-17-002-29W1/0	17-Jul							0.63	19.5				1.109	
B0/12-17-002-29W1/0	17-Aug							0.63	19.5				1.112	
B0/12-17-002-29W1/0	17-Sep							0.63	18.87				1.114	
B0/12-17-002-29W1/0	17-Oct							0.63	19.5				1.116	
B0/12-17-002-29W1/0	17-Nov							0.63	18.87				1.119	
B0/12-17-002-29W1/0	17-Dec							0.63	19.5				1.121	
			0		0		0		157.56					Sum
UWI	Date	Oil Rate (CD) bbl/d	Monthly Oil Prod bbl	Water Rate (CD) bbl/d	Monthly Water Prod bbl	Gas Rate (CD) Mcf/d	Monthly Gas Prod Mcf	Water Inj Rate (CD) bbl/d	INJ WINJ bbl	Gas Oil Ratio cf/bbl	Water Oil Ratio bbl/bbl	Inst. VRR	Cum VRR Since Prod	
B0/13-04-002-29W1/0	17-Jan	2.84	88	0.39	12	2.39	74.16			842.19	0	0	0	
B0/13-04-002-29W1/0	17-Feb	2.31	65	0.29	8	1.01	28.25			436.08	0	0	0	
B0/13-04-002-29W1/0	17-Mar	2.09	65	0.25	8	0	0			0	0	0	0	
B0/13-04-002-29W1/0	17-Apr	2.08	63	0.28	8	0	0			0	0	0	0	
B0/13-04-002-29W1/0	17-May	1.89	59	0.19	6	0	0			0	0	0	0	
B0/13-04-002-29W1/0	17-Jun	1.7	51	0.06	2	0	0			0	0	0	0	
B0/13-04-002-29W1/0	17-Jul	1.37	42	0.06	2	0	0			0	0	0	0	
B0/13-04-002-29W1/0	17-Aug	1.03	32	0.06	2	0	0			0	0	0	0	
B0/13-04-002-29W1/0	17-Sep	1	30	0.06	2	0	0			0	0	0	0	
B0/13-04-002-29W1/0	17-Oct	0.93	29	0.06	2	0	0			0	0	0	0	
B0/13-04-002-29W1/0	17-Nov	0.9	27	0.05	1	0	0			0	0	0	0	
B0/13-04-002-29W1/0	17-Dec	0.86	27	0	0	0	0			0	0	0	0	
			577		53		102.41		0					Sum

UWI	Date	Oil Rate (CD) bbl/d	Monthly Oil Prod bbl	Water Rate (CD) bbl/d	Monthly Water Prod bbl	Gas Rate (CD) Mcf/d	Monthly Gas Prod Mcf	Water Inj Rate (CD) bbl/d	INJ WINJ bbl	Gas Oil Ratio cf/bbl	Water Oil Ratio bbl/bbl	Inst. VRR	Cum VRR Since Prod	
B0/13-09-002-29W1/0	17-Jan	13.76	426	0.73	23	1.94	60.03			140.78	0	0	0	
B0/13-09-002-29W1/0	17-Feb	28.12	787	1.37	38	3.28	91.82			116.6	0	0	0	
B0/13-09-002-29W1/0	17-Mar	23.25	721	0.96	30	0	0			0	0	0	0	
B0/13-09-002-29W1/0	17-Apr	30.92	927	1.38	41	0	0			0	0	0	0	
B0/13-09-002-29W1/0	17-May	31.68	982	1.63	51	0	0			0	0	0	0	
B0/13-09-002-29W1/0	17-Jun	21.07	632	4.92	148	0	0			0	0	0	0	
B0/13-09-002-29W1/0	17-Jul	20.54	637	5.8	180	0	0			0	0	0	0	
B0/13-09-002-29W1/0	17-Aug	17.79	552	5.02	156	0	0			0	0	0	0	
B0/13-09-002-29W1/0	17-Sep	16.55	497	4.32	130	0	0			0	0	0	0	
B0/13-09-002-29W1/0	17-Oct	14	434	2.83	88	0	0			0	0	0	0	
B0/13-09-002-29W1/0	17-Nov	12.41	372	2.27	68	0	0			0	0	0	0	
B0/13-09-002-29W1/0	17-Dec	11.83	367	2.43	75	0	0			0	0	0	0	
			7334		1026		151.85		0					Sum
UWI	Date	Oil Rate (CD) bbl/d	Monthly Oil Prod bbl	Water Rate (CD) bbl/d	Monthly Water Prod bbl	Gas Rate (CD) Mcf/d	Monthly Gas Prod Mcf	Water Inj Rate (CD) bbl/d	INJ WINJ bbl	Gas Oil Ratio cf/bbl	Water Oil Ratio bbl/bbl	Inst. VRR	Cum VRR Since Prod	
B0/14-04-002-29W1/0	17-Jan							0.2	6.29				4.25	
B0/14-04-002-29W1/0	17-Feb							0.58	16.35				4.252	
B0/14-04-002-29W1/0	17-Mar							8.49	263.1				4.286	
B0/14-04-002-29W1/0	17-Apr							6.69	200.58				4.311	
B0/14-04-002-29W1/0	17-May							3.38	104.91				4.324	
B0/14-04-002-29W1/0	17-Jun							5.99	179.83				4.347	
B0/14-04-002-29W1/0	17-Jul							6.66	206.56				4.373	
B0/14-04-002-29W1/0	17-Aug							6.41	198.82				4.399	
B0/14-04-002-29W1/0	17-Sep							5.81	174.23				4.421	
B0/14-04-002-29W1/0	17-Oct							3.58	110.89				4.435	
B0/14-04-002-29W1/0	17-Nov							6.69	200.71				4.46	
B0/14-04-002-29W1/0	17-Dec							2.56	79.31				4.47	
			0		0		0		1741.58					Sum
UWI	Date	Oil Rate (CD) bbl/d	Monthly Oil Prod bbl	Water Rate (CD) bbl/d	Monthly Water Prod bbl	Gas Rate (CD) Mcf/d	Monthly Gas Prod Mcf	Water Inj Rate (CD) bbl/d	INJ WINJ bbl	Gas Oil Ratio cf/bbl	Water Oil Ratio bbl/bbl	Inst. VRR	Cum VRR Since Prod	
B0/14-08-002-29W1/0	17-Jan							0.06	1.95				0.761	
B0/14-08-002-29W1/0	17-Feb							0.4	11.32				0.763	
B0/14-08-002-29W1/0	17-Mar							10.57	327.7				0.804	
B0/14-08-002-29W1/0	17-Apr							3.12	93.59				0.816	
B0/14-08-002-29W1/0	17-May							1.26	39.12				0.821	
B0/14-08-002-29W1/0	17-Jun							2.14	64.16				0.829	
B0/14-08-002-29W1/0	17-Jul							1.85	57.36				0.837	
B0/14-08-002-29W1/0	17-Aug							0.63	19.5				0.839	
B0/14-08-002-29W1/0	17-Sep							0.82	24.53				0.842	
B0/14-08-002-29W1/0	17-Oct							1.12	34.59				0.847	
B0/14-08-002-29W1/0	17-Nov							1.38	41.51				0.852	
B0/14-08-002-29W1/0	17-Dec							0.63	19.5				0.854	
			0		0		0		734.84					Sum

UWI	Date	Oil Rate (CD) bbl/d	Monthly Oil Prod bbl	Water Rate (CD) bbl/d	Monthly Water Prod bbl	Gas Rate (CD) Mcf/d	Monthly Gas Prod Mcf	Water Inj Rate (CD) bbl/d	INJ WINJ bbl	Gas Oil Ratio cf/bbl	Water Oil Ratio bbl/bbl	Inst. VRR	Cum VRR Since Prod	
B0/15-16-002-29W1/0	17-Jan	7.26	225	2.15	67	5.24	162.45			721.43	0	0	0	
B0/15-16-002-29W1/0	17-Feb	6.42	180	1.68	47	1.39	38.85			215.95	0	0	0	
B0/15-16-002-29W1/0	17-Mar	5.63	175	1.6	50	0	0			0	0	0	0	
B0/15-16-002-29W1/0	17-Apr	5.55	167	1.72	52	0	0			0	0	0	0	
B0/15-16-002-29W1/0	17-May	5.33	165	1.53	47	0	0			0	0	0	0	
B0/15-16-002-29W1/0	17-Jun	5.84	175	1.71	51	0	0			0	0	0	0	
B0/15-16-002-29W1/0	17-Jul	4.81	149	1.5	47	0	0			0	0	0	0	
B0/15-16-002-29W1/0	17-Aug	4.14	128	1.29	40	0	0			0	0	0	0	
B0/15-16-002-29W1/0	17-Sep	4.29	129	1.62	49	0	0			0	0	0	0	
B0/15-16-002-29W1/0	17-Oct	4.29	133	1.5	46	0	0			0	0	0	0	
B0/15-16-002-29W1/0	17-Nov	4.33	130	1.49	45	0	0			0	0	0	0	
B0/15-16-002-29W1/0	17-Dec	3.39	105	1.27	39	0	0			0	0	0	0	
			1861		580		201.29		0					Sum
UWI	Date	Oil Rate (CD) bbl/d	Monthly Oil Prod bbl	Water Rate (CD) bbl/d	Monthly Water Prod bbl	Gas Rate (CD) Mcf/d	Monthly Gas Prod Mcf	Water Inj Rate (CD) bbl/d	INJ WINJ bbl	Gas Oil Ratio cf/bbl	Water Oil Ratio bbl/bbl	Inst. VRR	Cum VRR Since Prod	
B0/15-17-002-29W1/0	17-Jan	3.75	116	0.39	12	0.11	3.53			30.35	0	0	0	
B0/15-17-002-29W1/0	17-Feb	3.17	89	0.31	9	5.17	144.79			1632.61	0	0	0	
B0/15-17-002-29W1/0	17-Mar	1.29	40	0.12	4	0	0			0	0	0	0	
B0/15-17-002-29W1/0	17-Apr	3.58	107	0.37	11	0	0			0	0	0	0	
B0/15-17-002-29W1/0	17-May	3.87	120	0.38	12	0	0			0	0	0	0	
B0/15-17-002-29W1/0	17-Jun	3.86	116	0.39	12	0	0			0	0	0	0	
B0/15-17-002-29W1/0	17-Jul	3.82	118	0.42	13	0	0			0	0	0	0	
B0/15-17-002-29W1/0	17-Aug	3.06	95	0.3	9	0	0			0	0	0	0	
B0/15-17-002-29W1/0	17-Sep	3.39	102	0.5	15	0	0			0	0	0	0	
B0/15-17-002-29W1/0	17-Oct	3.47	108	0.51	16	0	0			0	0	0	0	
B0/15-17-002-29W1/0	17-Nov	2.97	89	0.45	14	0	0			0	0	0	0	
B0/15-17-002-29W1/0	17-Dec	2.04	63	0.39	12	0	0			0	0	0	0	
			1163		138		148.32		0					Sum
UWI	Date	Oil Rate (CD) bbl/d	Monthly Oil Prod bbl	Water Rate (CD) bbl/d	Monthly Water Prod bbl	Gas Rate (CD) Mcf/d	Monthly Gas Prod Mcf	Water Inj Rate (CD) bbl/d	INJ WINJ bbl	Gas Oil Ratio cf/bbl	Water Oil Ratio bbl/bbl	Inst. VRR	Cum VRR Since Prod	
B0/16-17-002-29W1/0	17-Jan							0.06	1.95				1.354	
B0/16-17-002-29W1/0	17-Feb							0.02	0.63				1.354	
B0/16-17-002-29W1/0	17-Mar							2.95	91.58				1.376	
B0/16-17-002-29W1/0	17-Apr							0.08	2.45				1.376	
B0/16-17-002-29W1/0	17-May							0.54	16.73				1.38	
B0/16-17-002-29W1/0	17-Jun							0.59	17.61				1.385	
B0/16-17-002-29W1/0	17-Jul							0.63	19.5				1.389	
B0/16-17-002-29W1/0	17-Aug							0.63	19.5				1.394	
B0/16-17-002-29W1/0	17-Sep							0.63	18.87				1.398	
B0/16-17-002-29W1/0	17-Oct							0.63	19.5				1.403	
B0/16-17-002-29W1/0	17-Nov							0.63	18.87				1.407	
B0/16-17-002-29W1/0	17-Dec							0.63	19.5				1.412	
			0		0		0		246.69					Sum

UWI	Date	Oil Rate (CD) bbl/d	Monthly Oil Prod bbl	Water Rate (CD) bbl/d	Monthly Water Prod bbl	Gas Rate (CD) Mcf/d	Monthly Gas Prod Mcf	Water Inj Rate (CD) bbl/d	INJ WINJ bbl	Gas Oil Ratio cf/bbl	Water Oil Ratio bbl/bbl	Inst. VRR	Cum VRR Since Prod	
C0/04-09-002-29W1/0	17-Jan	11.59	359	1.3	40	1.14	35.31			98.33	0	0	0	
C0/04-09-002-29W1/0	17-Feb	5.91	165	0.7	19	1.14	31.78			192.13	0	0	0	
C0/04-09-002-29W1/0	17-Mar	8.3	257	0.94	29	29.16	904.06			3512.55	0	0	0	
C0/04-09-002-29W1/0	17-Apr	7.27	218	2.19	66	18.68	560.44			2568.56	0	0	0	
C0/04-09-002-29W1/0	17-May	0	0	0	0	0	0						0	
C0/04-09-002-29W1/0	17-Jun	7.83	235	3	90	16.75	502.53			2138.53	0	0	0	
C0/04-09-002-29W1/0	17-Jul	11.15	345	1.39	43	15.56	482.4			1396.24	0	0	0	
C0/04-09-002-29W1/0	17-Aug	11.44	355	1.17	36	9.76	302.65			853.29	0	0	0	
C0/04-09-002-29W1/0	17-Sep	11.01	330	0.65	19	17.68	530.43			1605.69	0	0	0	
C0/04-09-002-29W1/0	17-Oct	10.05	311	0.35	11	9.87	305.82			981.87	0	0	0	
C0/04-09-002-29W1/0	17-Nov	9.85	296	0.56	17	31.89	956.67			3236.84	0	0	0	
C0/04-09-002-29W1/0	17-Dec	9.85	305	1.06	33	11.55	358.09			1172.64	0	0	0	
			3178		404		4970.19		0					Sum
UWI	Date	Oil Rate (CD) bbl/d	Monthly Oil Prod bbl	Water Rate (CD) bbl/d	Monthly Water Prod bbl	Gas Rate (CD) Mcf/d	Monthly Gas Prod Mcf	Water Inj Rate (CD) bbl/d	INJ WINJ bbl	Gas Oil Ratio cf/bbl	Water Oil Ratio bbl/bbl	Inst. VRR	Cum VRR Since Prod	
C0/04-16-002-29W1/0	17-Jan	5.74	178	0.39	12	3.3	102.41			575.35	0	0	0	
C0/04-16-002-29W1/0	17-Feb	5.89	165	0.38	11	1.77	49.44			300.02	0	0	0	
C0/04-16-002-29W1/0	17-Mar	5.27	163	0.34	11	0	0			0	0	0	0	
C0/04-16-002-29W1/0	17-Apr	4.58	137	0.34	10	0	0			0	0	0	0	
C0/04-16-002-29W1/0	17-May	4.92	152	0.35	11	0	0			0	0	0	0	
C0/04-16-002-29W1/0	17-Jun	5.34	160	0.39	12	0	0			0	0	0	0	
C0/04-16-002-29W1/0	17-Jul	5.19	161	0.41	13	0	0			0	0	0	0	
C0/04-16-002-29W1/0	17-Aug	5.03	156	0.36	11	0	0			0	0	0	0	
C0/04-16-002-29W1/0	17-Sep	4.7	141	0.39	12	0	0			0	0	0	0	
C0/04-16-002-29W1/0	17-Oct	4.6	143	0.38	12	0	0			0	0	0	0	
C0/04-16-002-29W1/0	17-Nov	4.34	130	0.33	10	0	0			0	0	0	0	
C0/04-16-002-29W1/0	17-Dec	3.46	107	0.29	9	0	0			0	0	0	0	
			1794		132		151.85		0					Sum
UWI	Date	Oil Rate (CD) bbl/d	Monthly Oil Prod bbl	Water Rate (CD) bbl/d	Monthly Water Prod bbl	Gas Rate (CD) Mcf/d	Monthly Gas Prod Mcf	Water Inj Rate (CD) bbl/d	INJ WINJ bbl	Gas Oil Ratio cf/bbl	Water Oil Ratio bbl/bbl	Inst. VRR	Cum VRR Since Prod	
C0/04-17-002-29W1/0	17-Jan	3.21	99	0.2	6	3.08	95.35			959.45	0	0	0	
C0/04-17-002-29W1/0	17-Feb	3.1	87	0.18	5	2.9	81.22			935.76	0	0	0	
C0/04-17-002-29W1/0	17-Mar	2.04	63	0.17	5	0	0			0	0	0	0	
C0/04-17-002-29W1/0	17-Apr	2.82	85	0.48	14	0	0			0	0	0	0	
C0/04-17-002-29W1/0	17-May	3.18	98	0.39	12	0	0			0	0	0	0	
C0/04-17-002-29W1/0	17-Jun	3.44	103	0.37	11	0	0			0	0	0	0	
C0/04-17-002-29W1/0	17-Jul	3.65	113	0.42	13	0	0			0	0	0	0	
C0/04-17-002-29W1/0	17-Aug	4.08	126	0.43	13	0	0			0	0	0	0	
C0/04-17-002-29W1/0	17-Sep	2.4	72	0.26	8	0	0			0	0	0	0	
C0/04-17-002-29W1/0	17-Oct	1.14	35	0.11	3	0	0			0	0	0	0	
C0/04-17-002-29W1/0	17-Nov	3.27	98	0.27	8	0	0			0	0	0	0	
C0/04-17-002-29W1/0	17-Dec	2.33	72	0.23	7	0	0			0	0	0	0	
			1053		107		176.57		0					Sum

UWI	Date	Oil Rate (CD) bbl/d	Monthly Oil Prod bbl	Water Rate (CD) bbl/d	Monthly Water Prod bbl	Gas Rate (CD) Mcf/d	Monthly Gas Prod Mcf	Water Inj Rate (CD) bbl/d	INJ WINJ bbl	Gas Oil Ratio cf/bbl	Water Oil Ratio bbl/bbl	Inst. VRR	Cum VRR Since Prod	
C0/05-09-002-29W1/0	17-Jan	8.97	278	0.45	14	2.28	70.63			254.05	0	0	0	
C0/05-09-002-29W1/0	17-Feb	1.03	29	0.04	1	0.13	3.53			122.06	0	0	0	
C0/05-09-002-29W1/0	17-Mar	7.23	224	0.38	12	0	0			0	0	0	0	
C0/05-09-002-29W1/0	17-Apr	9.8	294	0.6	18	0	0			0	0	0	0	
C0/05-09-002-29W1/0	17-May	9.56	297	0.91	28	0	0			0	0	0	0	
C0/05-09-002-29W1/0	17-Jun	8.19	246	1.03	31	0	0			0	0	0	0	
C0/05-09-002-29W1/0	17-Jul	7.13	221	0.7	22	0	0			0	0	0	0	
C0/05-09-002-29W1/0	17-Aug	6.85	212	0.43	13	0	0			0	0	0	0	
C0/05-09-002-29W1/0	17-Sep	6.69	201	0.43	13	0	0			0	0	0	0	
C0/05-09-002-29W1/0	17-Oct	6.66	206	0.38	12	0	0			0	0	0	0	
C0/05-09-002-29W1/0	17-Nov	6.4	192	0.33	10	0	0			0	0	0	0	
C0/05-09-002-29W1/0	17-Dec	5.87	182	0.15	5	0	0			0	0	0	0	
			2582		178		74.16		0					Sum
UWI	Date	Oil Rate (CD) bbl/d	Monthly Oil Prod bbl	Water Rate (CD) bbl/d	Monthly Water Prod bbl	Gas Rate (CD) Mcf/d	Monthly Gas Prod Mcf	Water Inj Rate (CD) bbl/d	INJ WINJ bbl	Gas Oil Ratio cf/bbl	Water Oil Ratio bbl/bbl	Inst. VRR	Cum VRR Since Prod	
C0/05-16-002-29W1/0	17-Jan							3.12	96.86				5.56	
C0/05-16-002-29W1/0	17-Feb							3.12	87.43				5.569	
C0/05-16-002-29W1/0	17-Mar							33.66	1043.48				5.68	
C0/05-16-002-29W1/0	17-Apr							28.61	858.24				5.771	
C0/05-16-002-29W1/0	17-May							24.22	750.88				5.851	
C0/05-16-002-29W1/0	17-Jun							25	749.87				5.931	
C0/05-16-002-29W1/0	17-Jul							23.58	730.94				6.009	
C0/05-16-002-29W1/0	17-Aug							19.43	602.31				6.073	
C0/05-16-002-29W1/0	17-Sep							17.96	538.72				6.13	
C0/05-16-002-29W1/0	17-Oct							10.19	315.94				6.164	
C0/05-16-002-29W1/0	17-Nov							18.82	564.64				6.224	
C0/05-16-002-29W1/0	17-Dec							16.36	507.08				6.278	
			0		0		0		6846.39					Sum
UWI	Date	Oil Rate (CD) bbl/d	Monthly Oil Prod bbl	Water Rate (CD) bbl/d	Monthly Water Prod bbl	Gas Rate (CD) Mcf/d	Monthly Gas Prod Mcf	Water Inj Rate (CD) bbl/d	INJ WINJ bbl	Gas Oil Ratio cf/bbl	Water Oil Ratio bbl/bbl	Inst. VRR	Cum VRR Since Prod	
C0/11-16-002-29W1/0	17-Jan							0.51	15.72				9.79	
C0/11-16-002-29W1/0	17-Feb							0.38	10.69				9.792	
C0/11-16-002-29W1/0	17-Mar							4.2	130.07				9.814	
C0/11-16-002-29W1/0	17-Apr							0.84	25.22				9.818	
C0/11-16-002-29W1/0	17-May							0.54	16.79				9.821	
C0/11-16-002-29W1/0	17-Jun							1.88	56.55				9.831	
C0/11-16-002-29W1/0	17-Jul							0.78	24.03				9.835	
C0/11-16-002-29W1/0	17-Aug							0.63	19.5				9.838	
C0/11-16-002-29W1/0	17-Sep							0.63	18.87				9.841	
C0/11-16-002-29W1/0	17-Oct							1.49	46.23				9.849	
C0/11-16-002-29W1/0	17-Nov							1.92	57.68				9.859	
C0/11-16-002-29W1/0	17-Dec							0.64	19.88				9.862	
			0		0		0		441.23					Sum

UWI	Date	Oil Rate (CD) bbl/d	Monthly Oil Prod bbl	Water Rate (CD) bbl/d	Monthly Water Prod bbl	Gas Rate (CD) Mcf/d	Monthly Gas Prod Mcf	Water Inj Rate (CD) bbl/d	INJ WINJ bbl	Gas Oil Ratio cf/bbl	Water Oil Ratio bbl/bbl	Inst. VRR	Cum VRR Since Prod	
C0/12-16-002-29W1/0	17-Jan	2.33	72	0.26	8	1.59	49.44			683.51	0	0	0	
C0/12-16-002-29W1/0	17-Feb	1.39	39	0.16	4	1.39	38.85			996.14	0	0	0	
C0/12-16-002-29W1/0	17-Mar	1.15	36	0.96	30	0	0			0	1	0	0	
C0/12-16-002-29W1/0	17-Apr	2.35	71	4.32	130	0	0			0	2	0	0	
C0/12-16-002-29W1/0	17-May	1.98	61	3.09	96	0	0			0	2	0	0	
C0/12-16-002-29W1/0	17-Jun	1.62	49	2.66	80	0	0			0	2	0	0	
C0/12-16-002-29W1/0	17-Jul	1.54	48	2.79	86	0	0			0	2	0	0	
C0/12-16-002-29W1/0	17-Aug	1.62	50	2.82	87	0	0			0	2	0	0	
C0/12-16-002-29W1/0	17-Sep	1.62	49	2.75	82	0	0			0	2	0	0	
C0/12-16-002-29W1/0	17-Oct	1.44	45	2.14	66	0	0			0	1	0	0	
C0/12-16-002-29W1/0	17-Nov	1.37	41	1.98	59	0	0			0	1	0	0	
C0/12-16-002-29W1/0	17-Dec	1.26	39	2.14	66	0	0			0	2	0	0	
			599		796		88.29		0					Sum
UWI	Date	Oil Rate (CD) bbl/d	Monthly Oil Prod bbl	Water Rate (CD) bbl/d	Monthly Water Prod bbl	Gas Rate (CD) Mcf/d	Monthly Gas Prod Mcf	Water Inj Rate (CD) bbl/d	INJ WINJ bbl	Gas Oil Ratio cf/bbl	Water Oil Ratio bbl/bbl	Inst. VRR	Cum VRR Since Prod	
C0/13-09-002-29W1/0	17-Jan	6.63	206	5.48	170	1.94	60.03			291.89	1	0	0	
C0/13-09-002-29W1/0	17-Feb	12.31	345	11.25	315	3.78	105.94			307.37	1	0	0	
C0/13-09-002-29W1/0	17-Mar	7.8	242	8.56	265	0	0			0	1	0	0	
C0/13-09-002-29W1/0	17-Apr	10.91	327	12.88	387	0	0			0	1	0	0	
C0/13-09-002-29W1/0	17-May	13.15	408	23.14	717	0	0			0	2	0	0	
C0/13-09-002-29W1/0	17-Jun	13.67	410	23.61	708	0	0			0	2	0	0	
C0/13-09-002-29W1/0	17-Jul	12.46	386	24.05	746	0	0			0	2	0	0	
C0/13-09-002-29W1/0	17-Aug	10.56	327	21.16	656	0	0			0	2	0	0	
C0/13-09-002-29W1/0	17-Sep	10.33	310	21.11	633	0	0			0	2	0	0	
C0/13-09-002-29W1/0	17-Oct	8.94	277	15.51	481	0	0			0	2	0	0	
C0/13-09-002-29W1/0	17-Nov	3.64	109	6.2	186	0	0			0	2	0	0	
C0/13-09-002-29W1/0	17-Dec	11.29	350	22.6	701	0	0			0	2	0	0	
			3697		5965		165.98		0					Sum
UWI	Date	Oil Rate (CD) bbl/d	Monthly Oil Prod bbl	Water Rate (CD) bbl/d	Monthly Water Prod bbl	Gas Rate (CD) Mcf/d	Monthly Gas Prod Mcf	Water Inj Rate (CD) bbl/d	INJ WINJ bbl	Gas Oil Ratio cf/bbl	Water Oil Ratio bbl/bbl	Inst. VRR	Cum VRR Since Prod	
C0/15-04-002-29W1/0	17-Jan							0.02	0.63				1.408	
C0/15-04-002-29W1/0	17-Feb							0.02	0.63				1.408	
C0/15-04-002-29W1/0	17-Mar							0.06	1.95				1.408	
C0/15-04-002-29W1/0	17-Apr							0.11	3.27				1.408	
C0/15-04-002-29W1/0	17-May							0.63	19.5				1.409	
C0/15-04-002-29W1/0	17-Jun							0.73	21.83				1.411	
C0/15-04-002-29W1/0	17-Jul							0.63	19.5				1.412	
C0/15-04-002-29W1/0	17-Aug							0.63	19.5				1.413	
C0/15-04-002-29W1/0	17-Sep							0.63	18.87				1.414	
C0/15-04-002-29W1/0	17-Oct							0.7	21.7				1.416	
C0/15-04-002-29W1/0	17-Nov							0.73	21.83				1.417	
C0/15-04-002-29W1/0	17-Dec							0.63	19.5				1.418	
			0		0		0		168.69					Sum

UWI	Date	Oil Rate (CD) bbl/d	Monthly Oil Prod bbl	Water Rate (CD) bbl/d	Monthly Water Prod bbl	Gas Rate (CD) Mcf/d	Monthly Gas Prod Mcf	Water Inj Rate (CD) bbl/d	INJ WINJ bbl	Gas Oil Ratio cf/bbl	Water Oil Ratio bbl/bbl	Inst. VRR	Cum VRR Since Prod	
C0/16-09-002-29W1/0	17-Jan	7.61	236	1.34	42	3.08	95.35			404.25	0	0	0	
C0/16-09-002-29W1/0	17-Feb	8.56	240	1.53	43	3.15	88.29			368.41	0	0	0	
C0/16-09-002-29W1/0	17-Mar	8.7	270	1.54	48	0	0			0	0	0	0	
C0/16-09-002-29W1/0	17-Apr	8.71	261	1.63	49	0	0			0	0	0	0	
C0/16-09-002-29W1/0	17-May	9.22	286	1.02	32	0	0			0	0	0	0	
C0/16-09-002-29W1/0	17-Jun	8.72	261	0.99	30	0	0			0	0	0	0	
C0/16-09-002-29W1/0	17-Jul	8.53	264	0.89	27	0	0			0	0	0	0	
C0/16-09-002-29W1/0	17-Aug	8.8	273	0.85	26	0	0			0	0	0	0	
C0/16-09-002-29W1/0	17-Sep	8.36	251	0.83	25	0	0			0	0	0	0	
C0/16-09-002-29W1/0	17-Oct	8.32	258	0.75	23	0	0			0	0	0	0	
C0/16-09-002-29W1/0	17-Nov	8.39	252	0.88	26	0	0			0	0	0	0	
C0/16-09-002-29W1/0	17-Dec	7.73	240	1.02	32	0	0			0	0	0	0	
			3091		403		183.64		0					Sum
UWI	Date	Oil Rate (CD) bbl/d	Monthly Oil Prod bbl	Water Rate (CD) bbl/d	Monthly Water Prod bbl	Gas Rate (CD) Mcf/d	Monthly Gas Prod Mcf	Water Inj Rate (CD) bbl/d	INJ WINJ bbl	Gas Oil Ratio cf/bbl	Water Oil Ratio bbl/bbl	Inst. VRR	Cum VRR Since Prod	
C2/07-16-002-29W1/0	17-Jan							0.06	1.95				4.983	
C2/07-16-002-29W1/0	17-Feb							0.06	1.76				4.983	
C2/07-16-002-29W1/0	17-Mar							0.1	3.02				4.984	
C2/07-16-002-29W1/0	17-Apr							0.08	2.45				4.984	
C2/07-16-002-29W1/0	17-May							0.52	16.1				4.986	
C2/07-16-002-29W1/0	17-Jun							0.59	17.61				4.989	
C2/07-16-002-29W1/0	17-Jul							0.63	19.5				4.992	
C2/07-16-002-29W1/0	17-Aug							0.63	19.5				4.995	
C2/07-16-002-29W1/0	17-Sep							0.63	18.87				4.997	
C2/07-16-002-29W1/0	17-Oct							0.63	19.5				5	
C2/07-16-002-29W1/0	17-Nov							0.63	18.87				5.003	
C2/07-16-002-29W1/0	17-Dec							0.63	19.5				5.006	
			0		0		0		158.63					Sum
UWI	Date	Oil Rate (CD) bbl/d	Monthly Oil Prod bbl	Water Rate (CD) bbl/d	Monthly Water Prod bbl	Gas Rate (CD) Mcf/d	Monthly Gas Prod Mcf	Water Inj Rate (CD) bbl/d	INJ WINJ bbl	Gas Oil Ratio cf/bbl	Water Oil Ratio bbl/bbl	Inst. VRR	Cum VRR Since Prod	
D0/02-09-002-29W1/0	17-Jan							0.02	0.63				1.903	
D0/02-09-002-29W1/0	17-Feb							0.06	1.76				1.903	
D0/02-09-002-29W1/0	17-Mar							0.06	1.95				1.903	
D0/02-09-002-29W1/0	17-Apr							0.08	2.45				1.904	
D0/02-09-002-29W1/0	17-May							0.63	19.5				1.905	
D0/02-09-002-29W1/0	17-Jun							0.57	16.98				1.906	
D0/02-09-002-29W1/0	17-Jul							0.63	19.5				1.907	
D0/02-09-002-29W1/0	17-Aug							0.63	19.5				1.908	
D0/02-09-002-29W1/0	17-Sep							0.63	18.87				1.909	
D0/02-09-002-29W1/0	17-Oct							0.63	19.5				1.91	
D0/02-09-002-29W1/0	17-Nov							0.63	18.87				1.911	
D0/02-09-002-29W1/0	17-Dec							0.63	19.5				1.912	
			0		0		0		159.01					Sum

UWI	Date	Oil Rate (CD) bbl/d	Monthly Oil Prod bbl	Water Rate (CD) bbl/d	Monthly Water Prod bbl	Gas Rate (CD) Mcf/d	Monthly Gas Prod Mcf	Water Inj Rate (CD) bbl/d	INJ WINJ bbl	Gas Oil Ratio cf/bbl	Water Oil Ratio bbl/bbl	Inst. VRR	Cum VRR Since Prod	
D0/02-17-002-29W1/0	17-Jan							6.57	203.79				5.447	
D0/02-17-002-29W1/0	17-Feb							5.95	166.68				5.465	
D0/02-17-002-29W1/0	17-Mar							64.68	2005.19				5.679	
D0/02-17-002-29W1/0	17-Apr							48.03	1440.99				5.834	
D0/02-17-002-29W1/0	17-May							47.46	1471.19				5.991	
D0/02-17-002-29W1/0	17-Jun							44.49	1334.7				6.134	
D0/02-17-002-29W1/0	17-Jul							83.41	2585.74				6.411	
D0/02-17-002-29W1/0	17-Aug							131.5	4076.42				6.847	
D0/02-17-002-29W1/0	17-Sep							114.71	3441.15				7.215	
D0/02-17-002-29W1/0	17-Oct							84.28	2612.79				7.495	
D0/02-17-002-29W1/0	17-Nov							106.74	3202.14				7.838	
D0/02-17-002-29W1/0	17-Dec							108.57	3365.68				8.198	
			0		0		0		25906.46					Sum
UWI	Date	Oil Rate (CD) bbl/d	Monthly Oil Prod bbl	Water Rate (CD) bbl/d	Monthly Water Prod bbl	Gas Rate (CD) Mcf/d	Monthly Gas Prod Mcf	Water Inj Rate (CD) bbl/d	INJ WINJ bbl	Gas Oil Ratio cf/bbl	Water Oil Ratio bbl/bbl	Inst. VRR	Cum VRR Since Prod	
D0/04-09-002-29W1/0	17-Jan							0	0.13				2.016	
D0/04-09-002-29W1/0	17-Feb							0.49	13.84				2.016	
D0/04-09-002-29W1/0	17-Mar							22.44	695.53				2.049	
D0/04-09-002-29W1/0	17-Apr							15.12	453.56				2.071	
D0/04-09-002-29W1/0	17-May							13.28	411.79				2.091	
D0/04-09-002-29W1/0	17-Jun							11.57	347.07				2.107	
D0/04-09-002-29W1/0	17-Jul							11.35	351.91				2.124	
D0/04-09-002-29W1/0	17-Aug							12.93	400.85				2.143	
D0/04-09-002-29W1/0	17-Sep							12.24	367.07				2.16	
D0/04-09-002-29W1/0	17-Oct							8.11	251.53				2.172	
D0/04-09-002-29W1/0	17-Nov							15.59	467.77				2.195	
D0/04-09-002-29W1/0	17-Dec							14.29	443.05				2.216	
			0		0		0		4204.11					Sum
UWI	Date	Oil Rate (CD) bbl/d	Monthly Oil Prod bbl	Water Rate (CD) bbl/d	Monthly Water Prod bbl	Gas Rate (CD) Mcf/d	Monthly Gas Prod Mcf	Water Inj Rate (CD) bbl/d	INJ WINJ bbl	Gas Oil Ratio cf/bbl	Water Oil Ratio bbl/bbl	Inst. VRR	Cum VRR Since Prod	
D0/04-17-002-29W1/0	17-Jan							0.06	1.95				5.65	
D0/04-17-002-29W1/0	17-Feb							0.85	23.9				5.654	
D0/04-17-002-29W1/0	17-Mar							30.18	935.67				5.775	
D0/04-17-002-29W1/0	17-Apr							21.09	632.75				5.857	
D0/04-17-002-29W1/0	17-May							19.34	599.42				5.935	
D0/04-17-002-29W1/0	17-Jun							18.01	540.29				6.006	
D0/04-17-002-29W1/0	17-Jul							18.4	570.36				6.08	
D0/04-17-002-29W1/0	17-Aug							16.58	513.88				6.146	
D0/04-17-002-29W1/0	17-Sep							13.69	410.72				6.2	
D0/04-17-002-29W1/0	17-Oct							8.74	271.09				6.235	
D0/04-17-002-29W1/0	17-Nov							11.17	335.25				6.279	
D0/04-17-002-29W1/0	17-Dec							11	340.91				6.323	
			0		0		0		5176.2					Sum

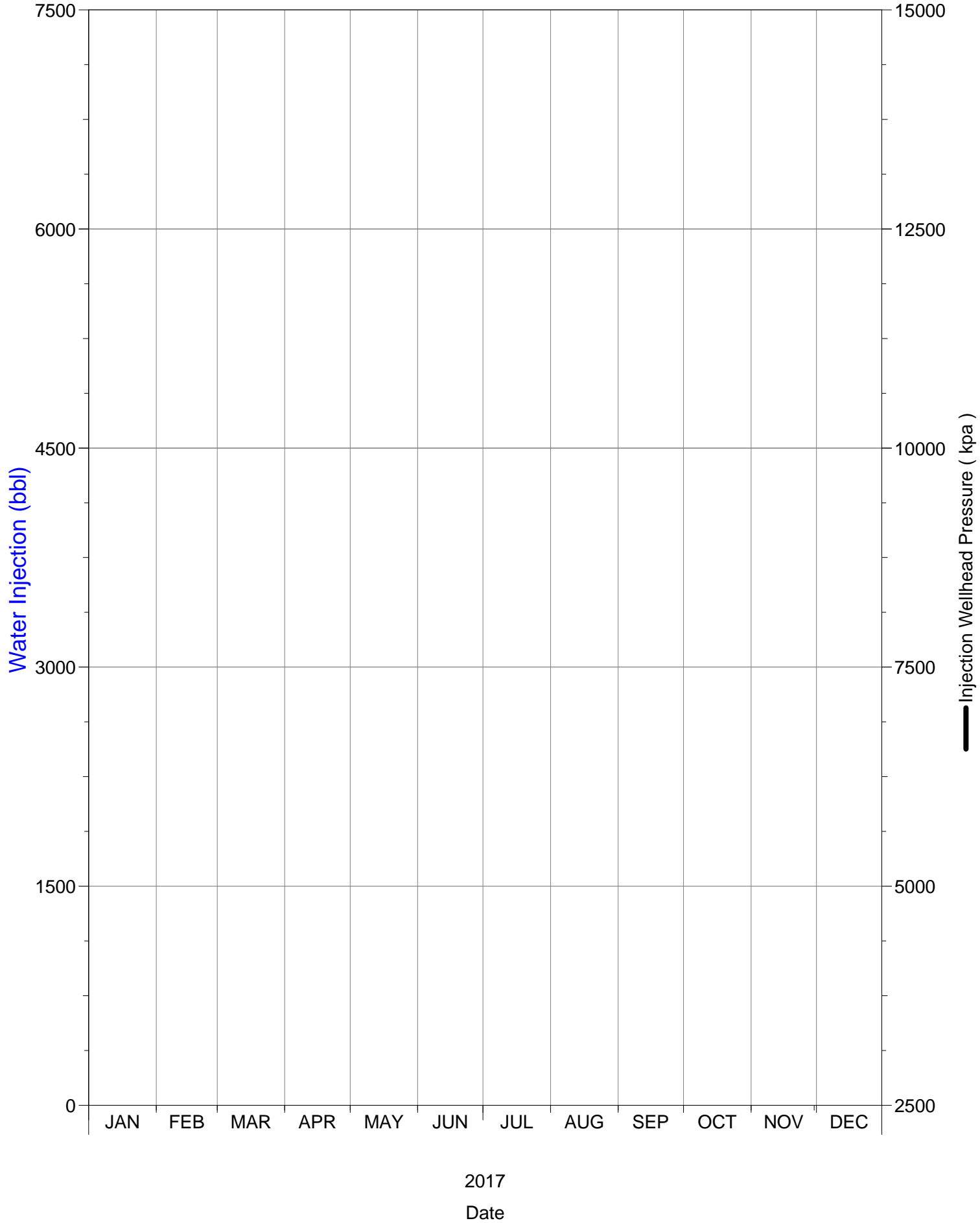
UWI	Date	Oil Rate (CD) bbl/d	Monthly Oil Prod bbl	Water Rate (CD) bbl/d	Monthly Water Prod bbl	Gas Rate (CD) Mcf/d	Monthly Gas Prod Mcf	Water Inj Rate (CD) bbl/d	INJ WINJ bbl	Gas Oil Ratio cf/bbl	Water Oil Ratio bbl/bbl	Inst. VRR	Cum VRR Since Prod	
D0/05-17-002-29W1/0	17-Jan	1.74	54	0.2	6	1.71	52.97			979.29	0	0	0	
D0/05-17-002-29W1/0	17-Feb	1.66	47	0.22	6	2.14	60.03			1289.84	0	0	0	
D0/05-17-002-29W1/0	17-Mar	1.87	58	0.25	8	0	0			0	0	0	0	
D0/05-17-002-29W1/0	17-Apr	1.88	56	0.23	7	0	0			0	0	0	0	
D0/05-17-002-29W1/0	17-May	1.73	54	0.19	6	0	0			0	0	0	0	
D0/05-17-002-29W1/0	17-Jun	1.58	47	0.19	6	0	0			0	0	0	0	
D0/05-17-002-29W1/0	17-Jul	1.4	43	0.16	5	0	0			0	0	0	0	
D0/05-17-002-29W1/0	17-Aug	1.42	44	0.16	5	0	0			0	0	0	0	
D0/05-17-002-29W1/0	17-Sep	1.65	50	0.27	8	0	0			0	0	0	0	
D0/05-17-002-29W1/0	17-Oct	1.56	48	0.16	5	0	0			0	0	0	0	
D0/05-17-002-29W1/0	17-Nov	1.44	43	0.15	4	0	0			0	0	0	0	
D0/05-17-002-29W1/0	17-Dec	1.27	39	0.14	4	0	0			0	0	0	0	
			584		71		113.01		0					Sum
UWI	Date	Oil Rate (CD) bbl/d	Monthly Oil Prod bbl	Water Rate (CD) bbl/d	Monthly Water Prod bbl	Gas Rate (CD) Mcf/d	Monthly Gas Prod Mcf	Water Inj Rate (CD) bbl/d	INJ WINJ bbl	Gas Oil Ratio cf/bbl	Water Oil Ratio bbl/bbl	Inst. VRR	Cum VRR Since Prod	
D0/06-09-002-29W1/0	17-Jan							6.39	198.13				6.457	
D0/06-09-002-29W1/0	17-Feb							20.1	562.94				6.482	
D0/06-09-002-29W1/0	17-Mar							174.28	5402.69				6.727	
D0/06-09-002-29W1/0	17-Apr							209.38	6281.32				7.011	
D0/06-09-002-29W1/0	17-May							205.87	6382.08				7.3	
D0/06-09-002-29W1/0	17-Jun							187.21	5616.36				7.555	
D0/06-09-002-29W1/0	17-Jul							227.26	7045.02				7.874	
D0/06-09-002-29W1/0	17-Aug							240.71	7462.04				8.212	
D0/06-09-002-29W1/0	17-Sep							233.48	7004.52				8.529	
D0/06-09-002-29W1/0	17-Oct							170.3	5279.41				8.768	
D0/06-09-002-29W1/0	17-Nov							228.99	6869.66				9.079	
D0/06-09-002-29W1/0	17-Dec							228.43	7081.44				9.4	
			0		0		0		65185.61					Sum
UWI	Date	Oil Rate (CD) bbl/d	Monthly Oil Prod bbl	Water Rate (CD) bbl/d	Monthly Water Prod bbl	Gas Rate (CD) Mcf/d	Monthly Gas Prod Mcf	Water Inj Rate (CD) bbl/d	INJ WINJ bbl	Gas Oil Ratio cf/bbl	Water Oil Ratio bbl/bbl	Inst. VRR	Cum VRR Since Prod	
D0/06-17-002-29W1/0	17-Jan							0.06	1.95				1.486	
D0/06-17-002-29W1/0	17-Feb							0.22	6.29				1.486	
D0/06-17-002-29W1/0	17-Mar							6.96	215.8				1.517	
D0/06-17-002-29W1/0	17-Apr							0.23	6.79				1.518	
D0/06-17-002-29W1/0	17-May							2.02	62.65				1.527	
D0/06-17-002-29W1/0	17-Jun							0.59	17.61				1.529	
D0/06-17-002-29W1/0	17-Jul							0.63	19.5				1.532	
D0/06-17-002-29W1/0	17-Aug							0.63	19.5				1.535	
D0/06-17-002-29W1/0	17-Sep							0.63	18.87				1.537	
D0/06-17-002-29W1/0	17-Oct							0.63	19.5				1.54	
D0/06-17-002-29W1/0	17-Nov							0.63	18.87				1.543	
D0/06-17-002-29W1/0	17-Dec							0.63	19.5				1.545	
			0		0		0		426.83					Sum

UWI	Date	Oil Rate (CD) bbl/d	Monthly Oil Prod bbl	Water Rate (CD) bbl/d	Monthly Water Prod bbl	Gas Rate (CD) Mcf/d	Monthly Gas Prod Mcf	Water Inj Rate (CD) bbl/d	INJ WINJ bbl	Gas Oil Ratio cf/bbl	Water Oil Ratio bbl/bbl	Inst. VRR	Cum VRR Since Prod	
D0/11-04-002-29W1/0	17-Jan	0.85	26	0.04	1	2.62	81.22			3074.65	0	0	0	
D0/11-04-002-29W1/0	17-Feb	1.08	30	0	0	1.64	45.91			1520.62	0	0	0	
D0/11-04-002-29W1/0	17-Mar	1.07	33	0	0	0	0			0	0	0	0	
D0/11-04-002-29W1/0	17-Apr	1.06	32	0	0	0	0			0	0	0	0	
D0/11-04-002-29W1/0	17-May	0.94	29	0	0	0	0			0	0	0	0	
D0/11-04-002-29W1/0	17-Jun	0.93	28	0	0	0	0			0	0	0	0	
D0/11-04-002-29W1/0	17-Jul	0.92	29	0	0	0	0			0	0	0	0	
D0/11-04-002-29W1/0	17-Aug	0.96	30	0	0	0	0			0	0	0	0	
D0/11-04-002-29W1/0	17-Sep	0.94	28	0	0	0	0			0	0	0	0	
D0/11-04-002-29W1/0	17-Oct	0.85	26	0	0	0	0			0	0	0	0	
D0/11-04-002-29W1/0	17-Nov	0.83	25	0	0	0	0			0	0	0	0	
D0/11-04-002-29W1/0	17-Dec	0.86	27	0	0	0	0			0	0	0	0	
			343		1		127.13		0					Sum
UWI	Date	Oil Rate (CD) bbl/d	Monthly Oil Prod bbl	Water Rate (CD) bbl/d	Monthly Water Prod bbl	Gas Rate (CD) Mcf/d	Monthly Gas Prod Mcf	Water Inj Rate (CD) bbl/d	INJ WINJ bbl	Gas Oil Ratio cf/bbl	Water Oil Ratio bbl/bbl	Inst. VRR	Cum VRR Since Prod	
D0/14-09-002-29W1/0	17-Jan							0.02	0.63				5.259	
D0/14-09-002-29W1/0	17-Feb							1.91	53.46				5.261	
D0/14-09-002-29W1/0	17-Mar							30.36	941.27				5.293	
D0/14-09-002-29W1/0	17-Apr							25.33	759.87				5.319	
D0/14-09-002-29W1/0	17-May							25.38	786.73				5.346	
D0/14-09-002-29W1/0	17-Jun							25.23	756.92				5.372	
D0/14-09-002-29W1/0	17-Jul							26.21	812.64				5.399	
D0/14-09-002-29W1/0	17-Aug							23.44	726.66				5.424	
D0/14-09-002-29W1/0	17-Sep							23.67	709.99				5.448	
D0/14-09-002-29W1/0	17-Oct							18.67	578.85				5.468	
D0/14-09-002-29W1/0	17-Nov							26.27	788.24				5.495	
D0/14-09-002-29W1/0	17-Dec							24.42	757.04				5.52	
			0		0		0		7672.31					Sum
UWI	Date	Oil Rate (CD) bbl/d	Monthly Oil Prod bbl	Water Rate (CD) bbl/d	Monthly Water Prod bbl	Gas Rate (CD) Mcf/d	Monthly Gas Prod Mcf	Water Inj Rate (CD) bbl/d	INJ WINJ bbl	Gas Oil Ratio cf/bbl	Water Oil Ratio bbl/bbl	Inst. VRR	Cum VRR Since Prod	
D0/16-05-002-29W1/0	17-Jan							0.53	16.35				3.194	
D0/16-05-002-29W1/0	17-Feb							1.12	31.45				3.196	
D0/16-05-002-29W1/0	17-Mar							8.26	256.06				3.213	
D0/16-05-002-29W1/0	17-Apr							5.26	157.87				3.224	
D0/16-05-002-29W1/0	17-May							2.93	90.76				3.23	
D0/16-05-002-29W1/0	17-Jun							5.67	170.01				3.241	
D0/16-05-002-29W1/0	17-Jul							8.17	253.35				3.258	
D0/16-05-002-29W1/0	17-Aug							3.34	103.66				3.265	
D0/16-05-002-29W1/0	17-Sep							0.74	22.33				3.267	
D0/16-05-002-29W1/0	17-Oct							3.62	112.27				3.274	
D0/16-05-002-29W1/0	17-Nov							3.31	99.25				3.281	
D0/16-05-002-29W1/0	17-Dec							0.86	26.61				3.283	
			0		0		0		1339.98					Sum

Daily Injection Rate and Pressure

00/01-08-002-29W1/0

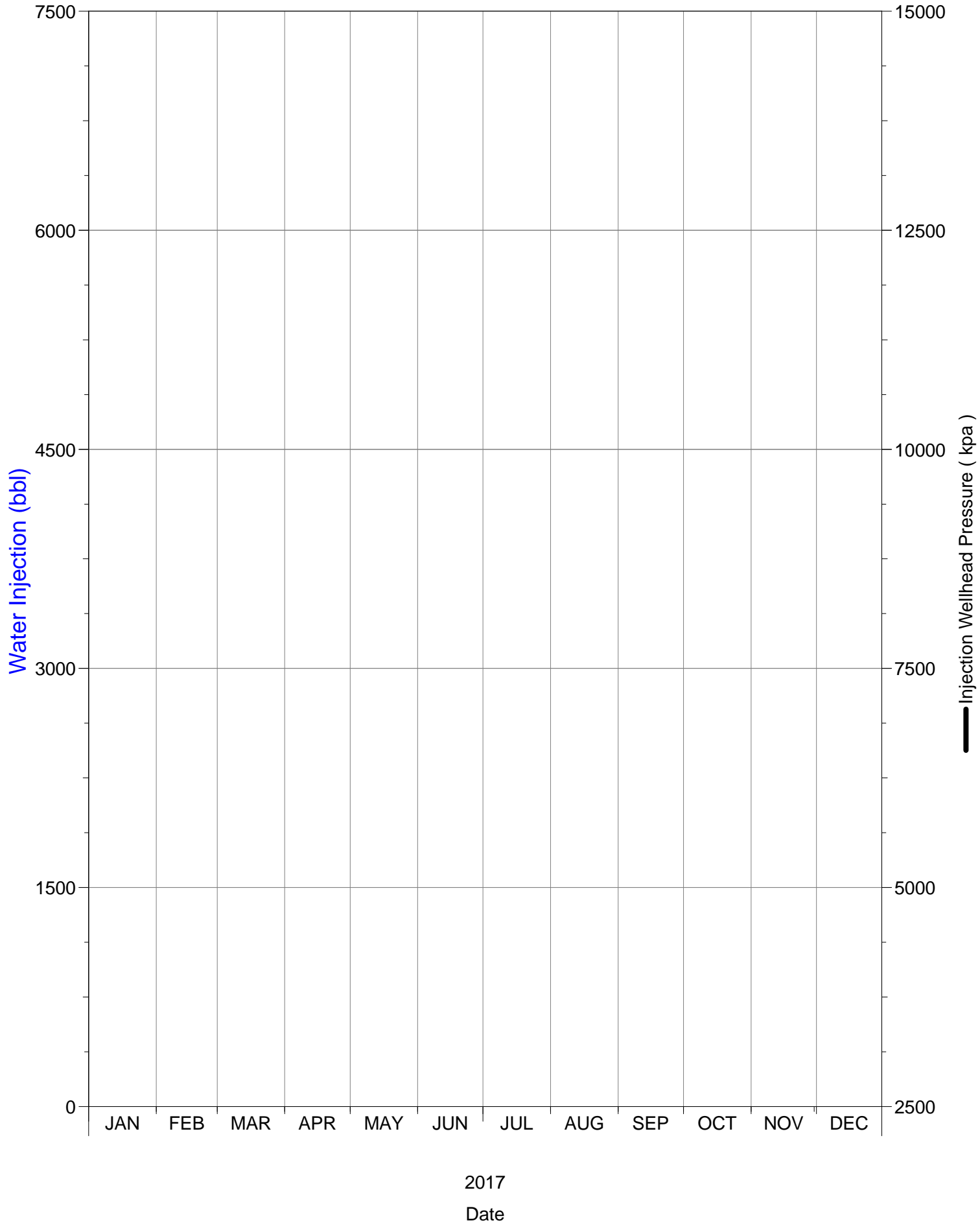
SPU 1



Daily Injection Rate and Pressure

00/01-09-002-29W1/0

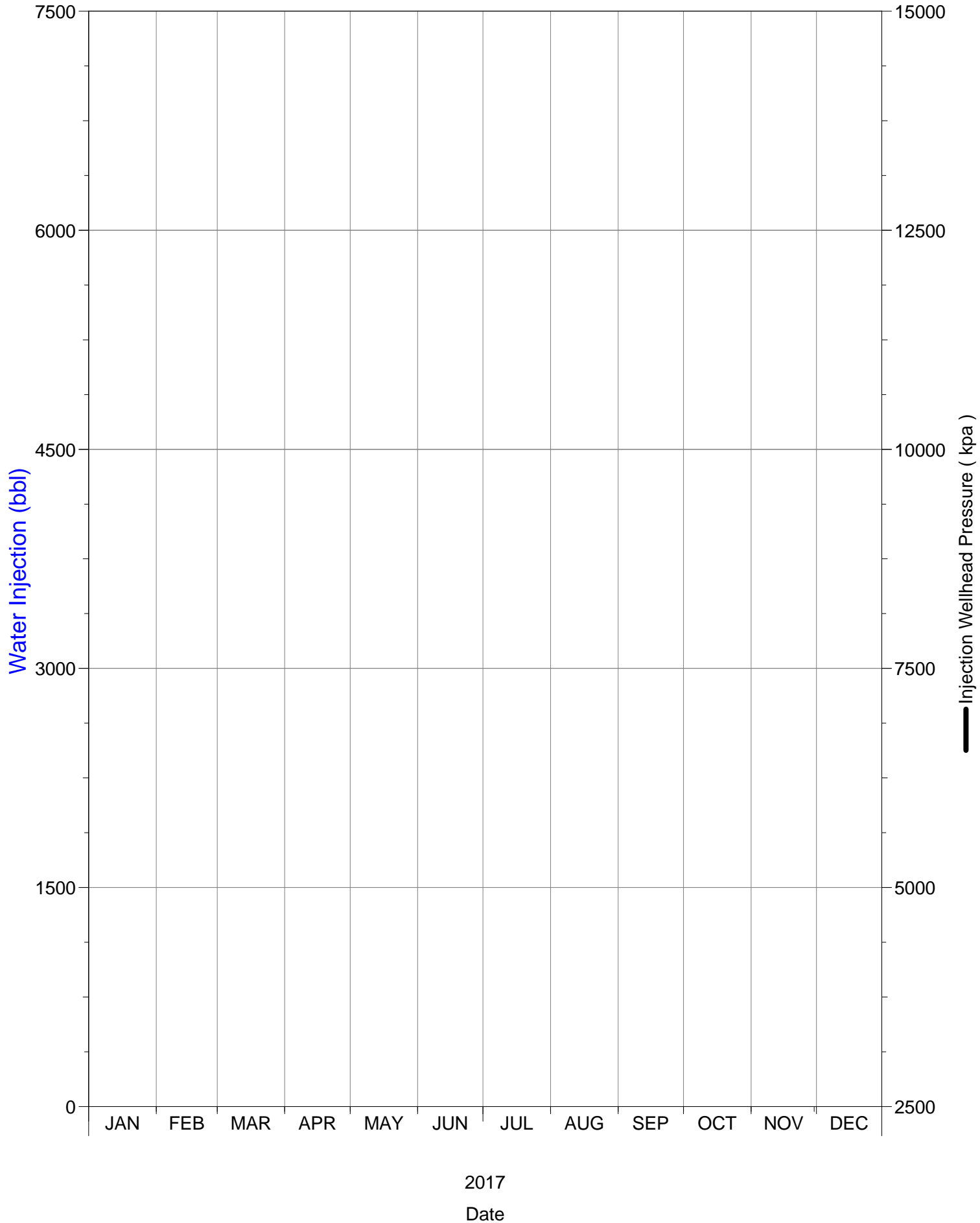
SPU 1



Daily Injection Rate and Pressure

00/01-16-002-29W1/0

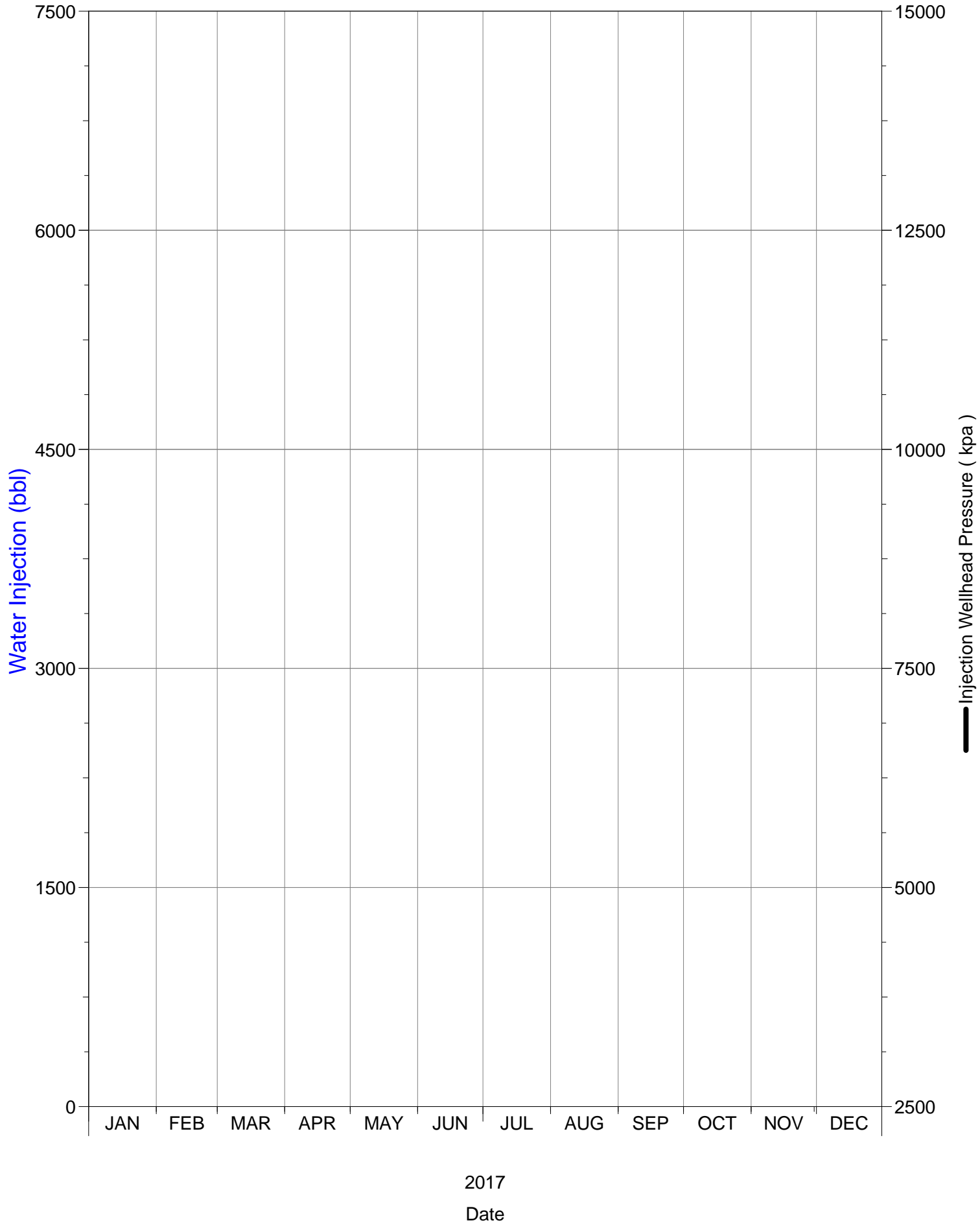
SPU 1



Daily Injection Rate and Pressure

00/01-17-002-29W1/0

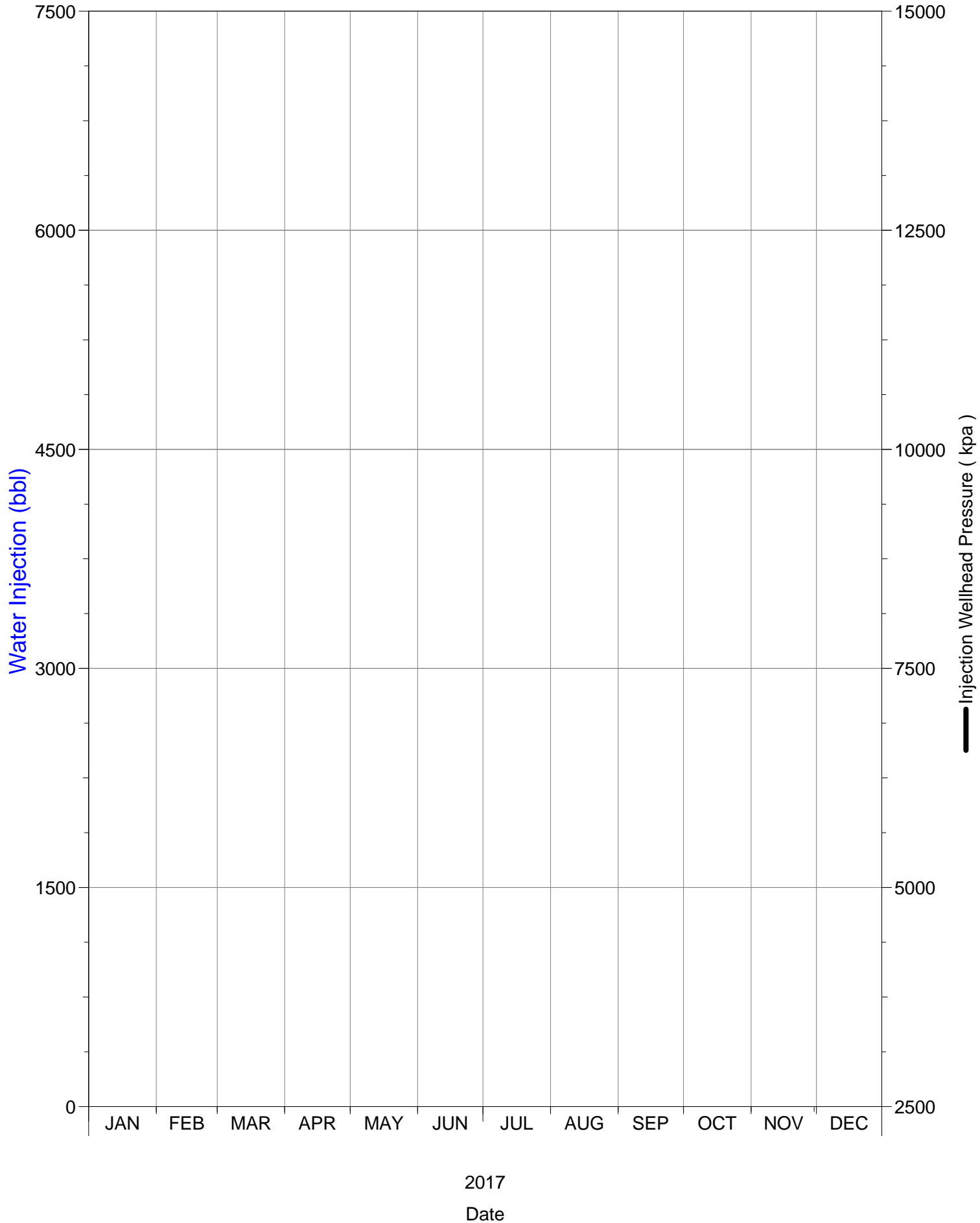
SPU 1



Daily Injection Rate and Pressure

00/01-18-002-29W1/0

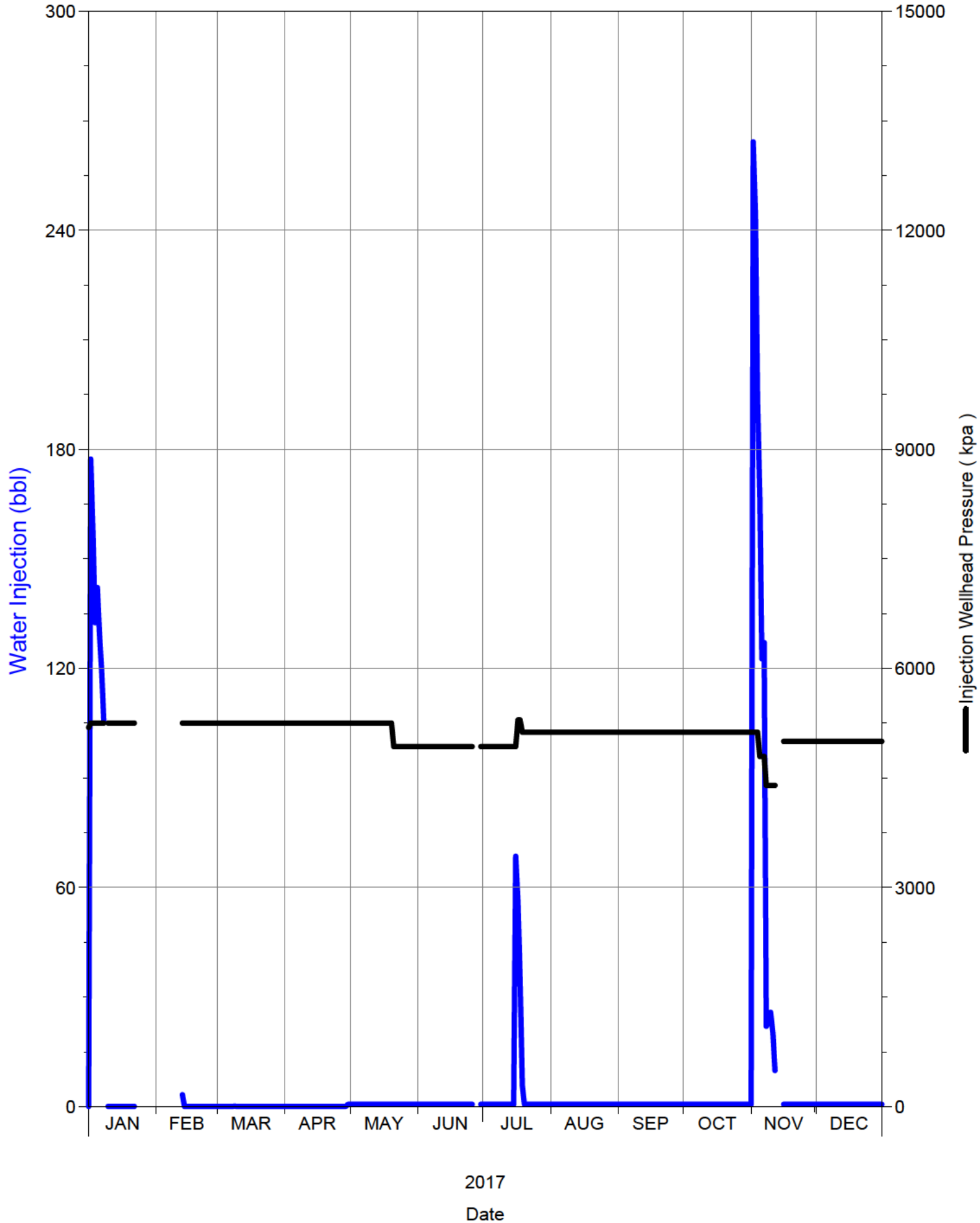
SPU 1



Daily Injection Rate and Pressure

00/02-08-002-29W1/0

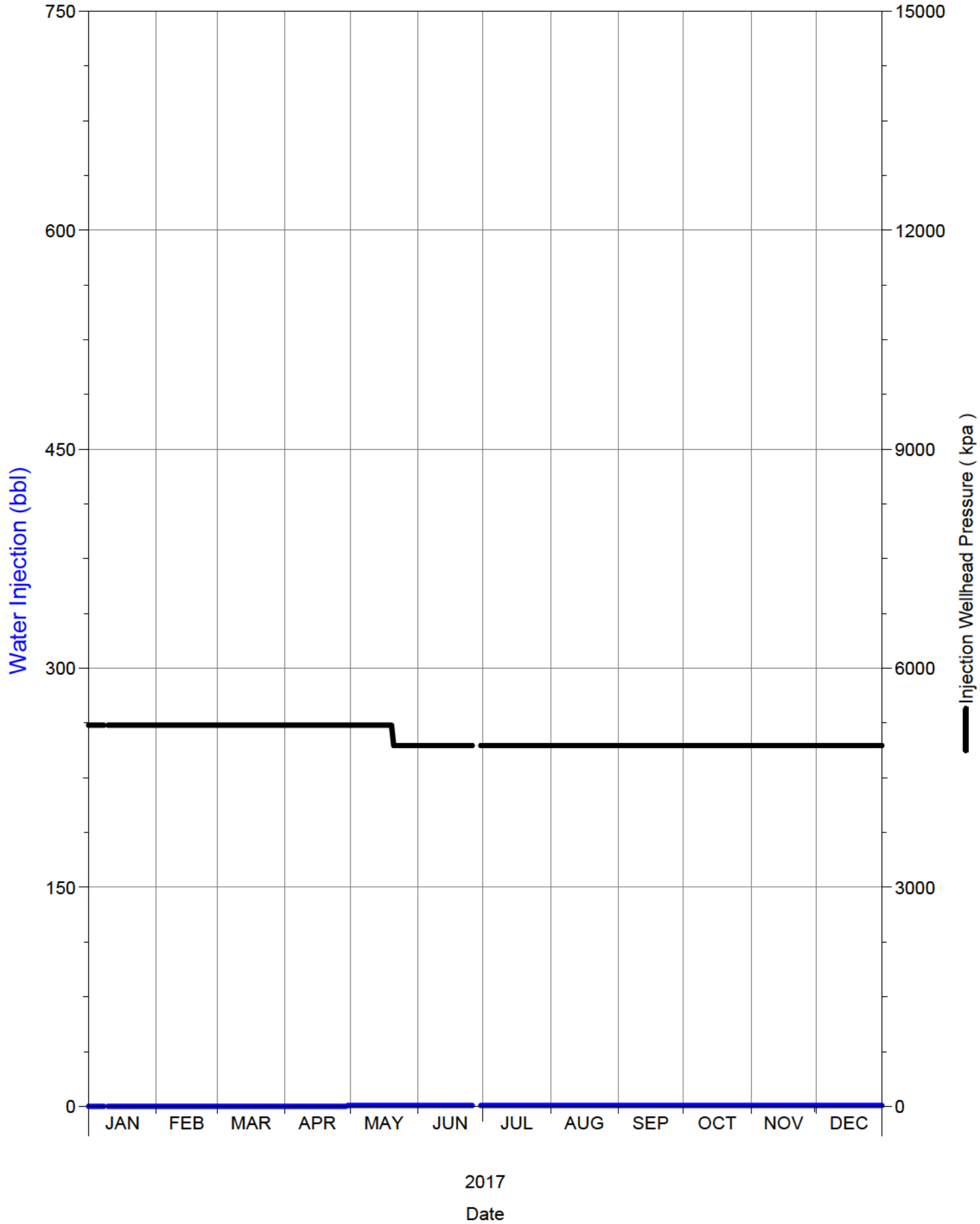
SPU 1



Daily Injection Rate and Pressure

00/02-09-002-29W1/0

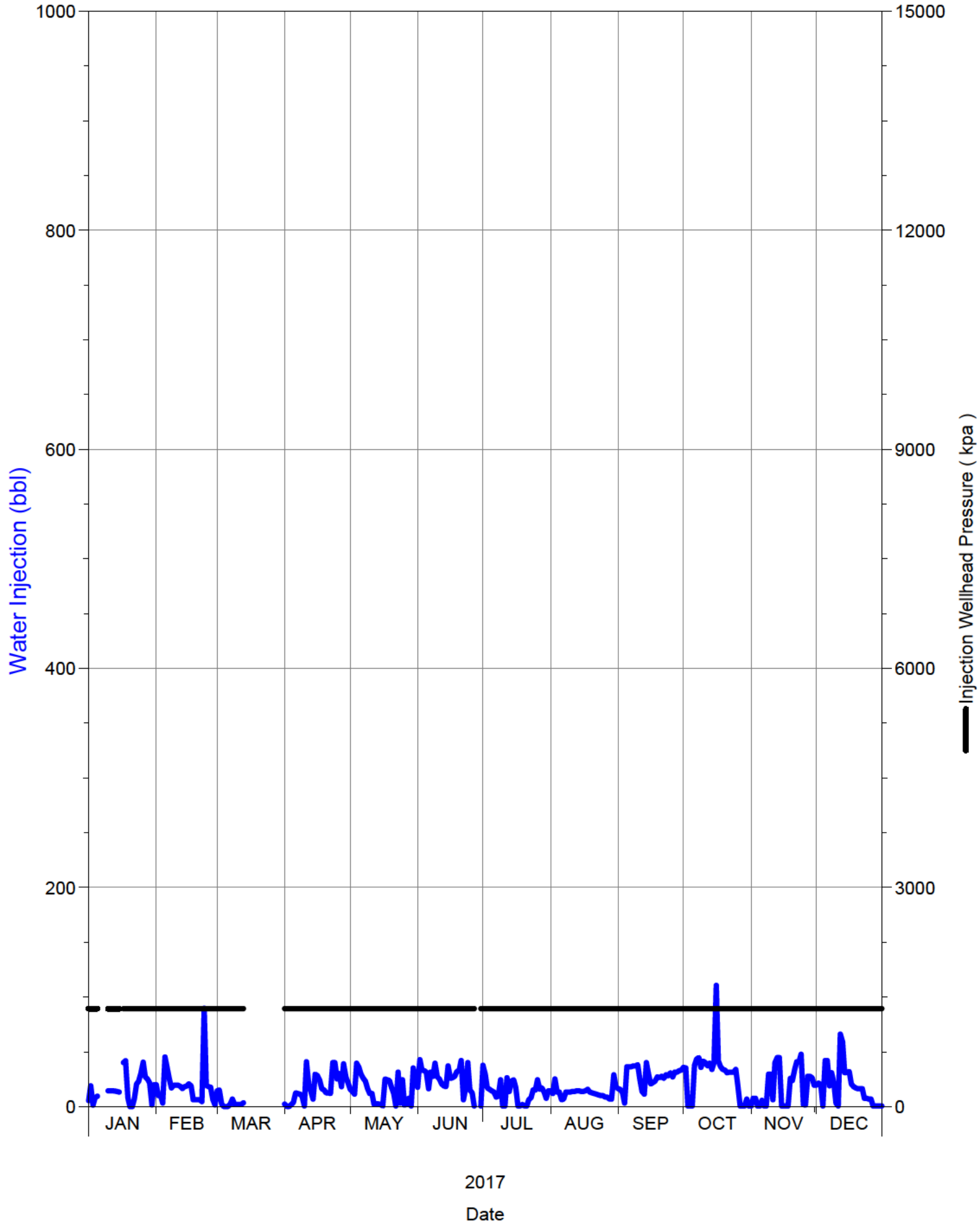
SPU 1



Daily Injection Rate and Pressure

00/02-16-002-29W1/0

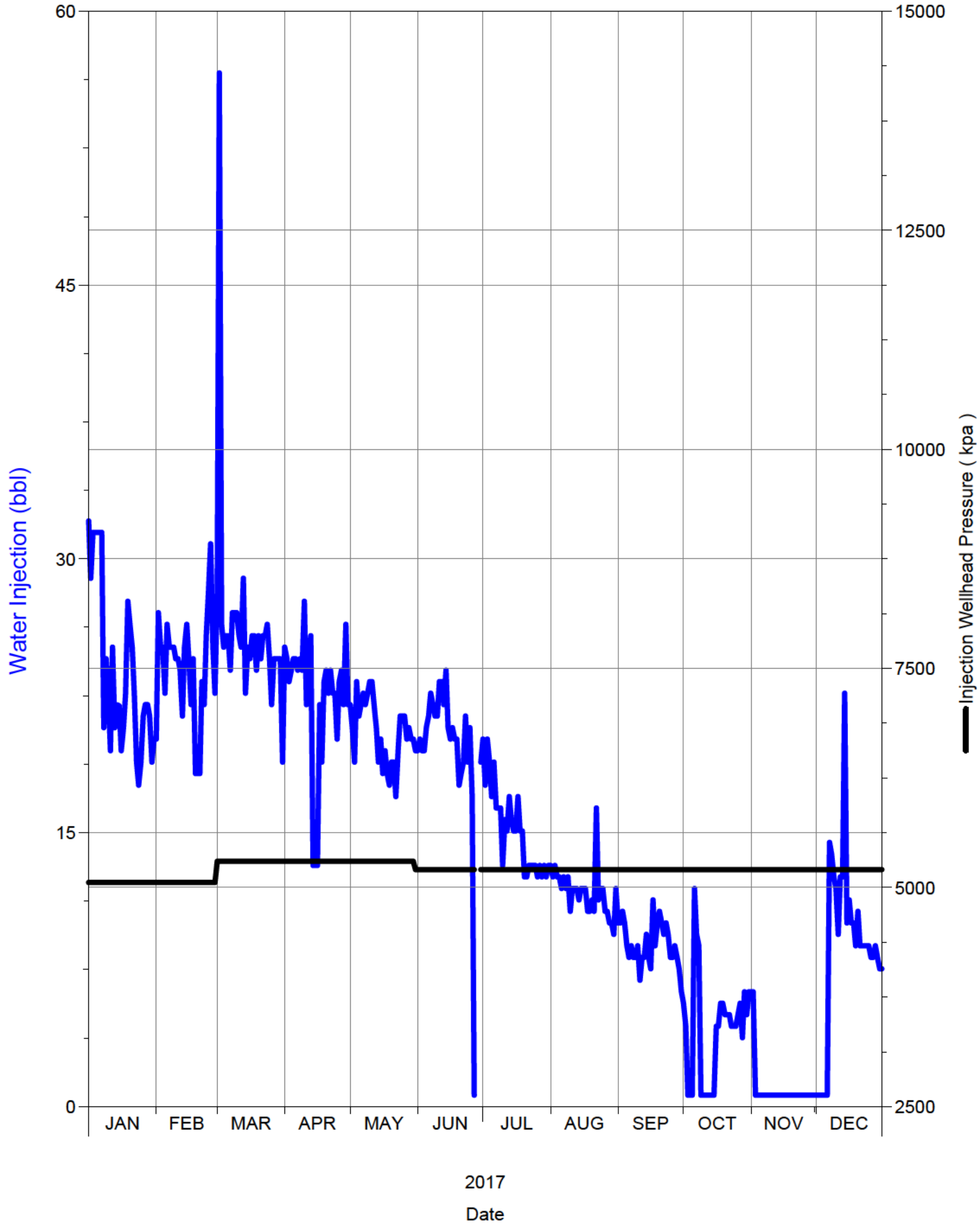
SPU 1



Daily Injection Rate and Pressure

00/02-17-002-29W1/0

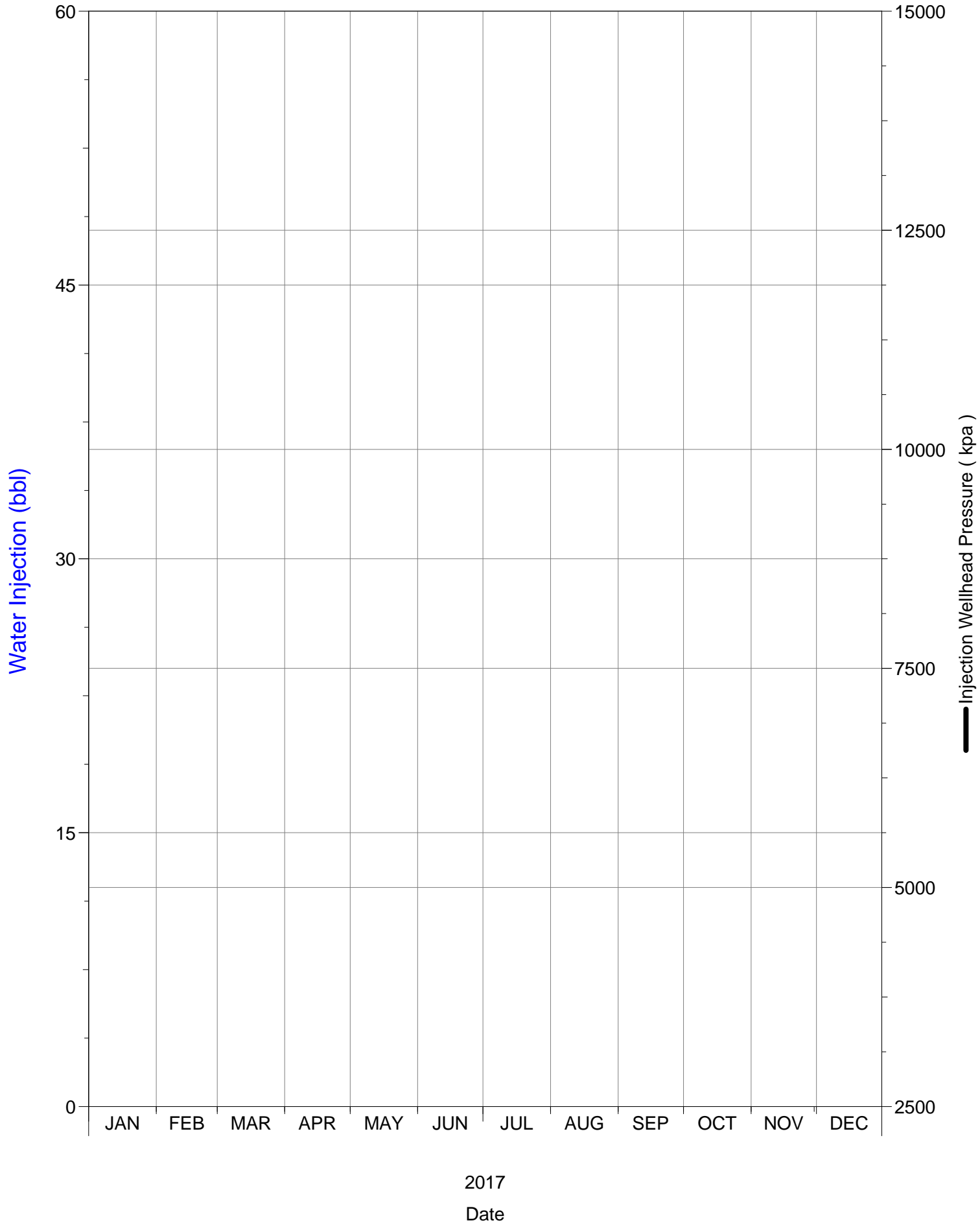
SPU 1



Daily Injection Rate and Pressure

00/03-08-002-29W1/0

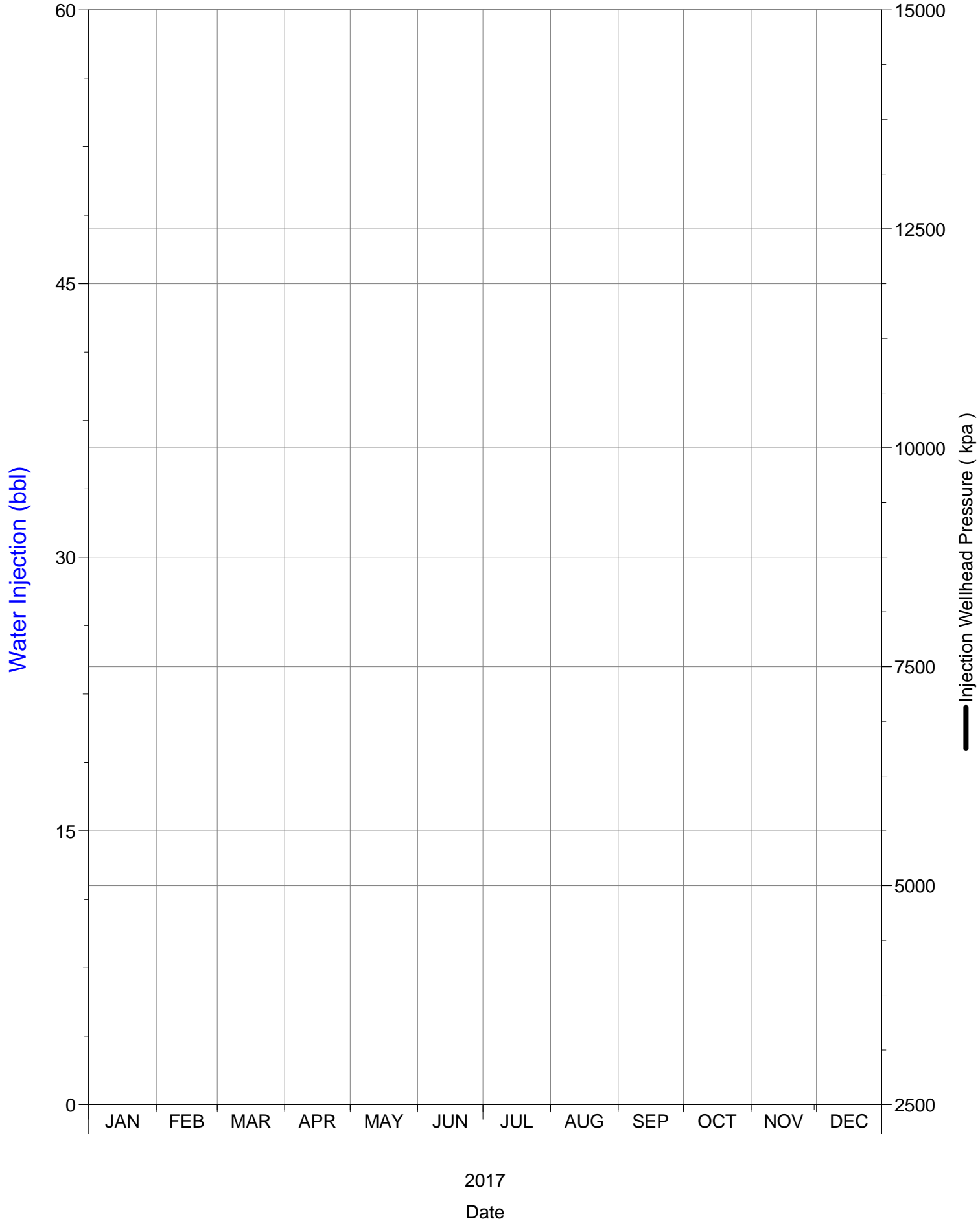
SPU 1



Daily Injection Rate and Pressure

00/03-09-002-29W1/0

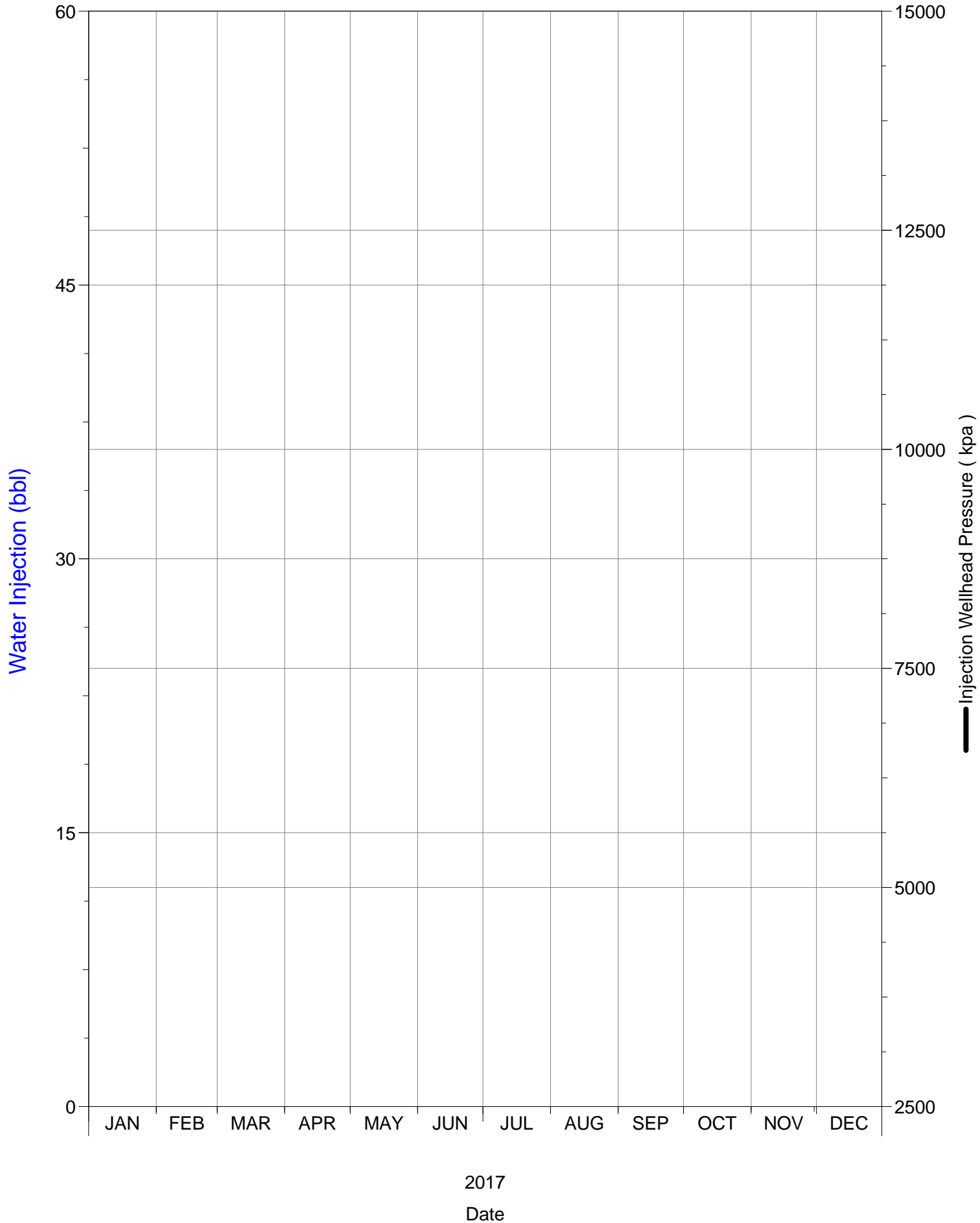
SPU 1



Daily Injection Rate and Pressure

00/03-16-002-29W1/0

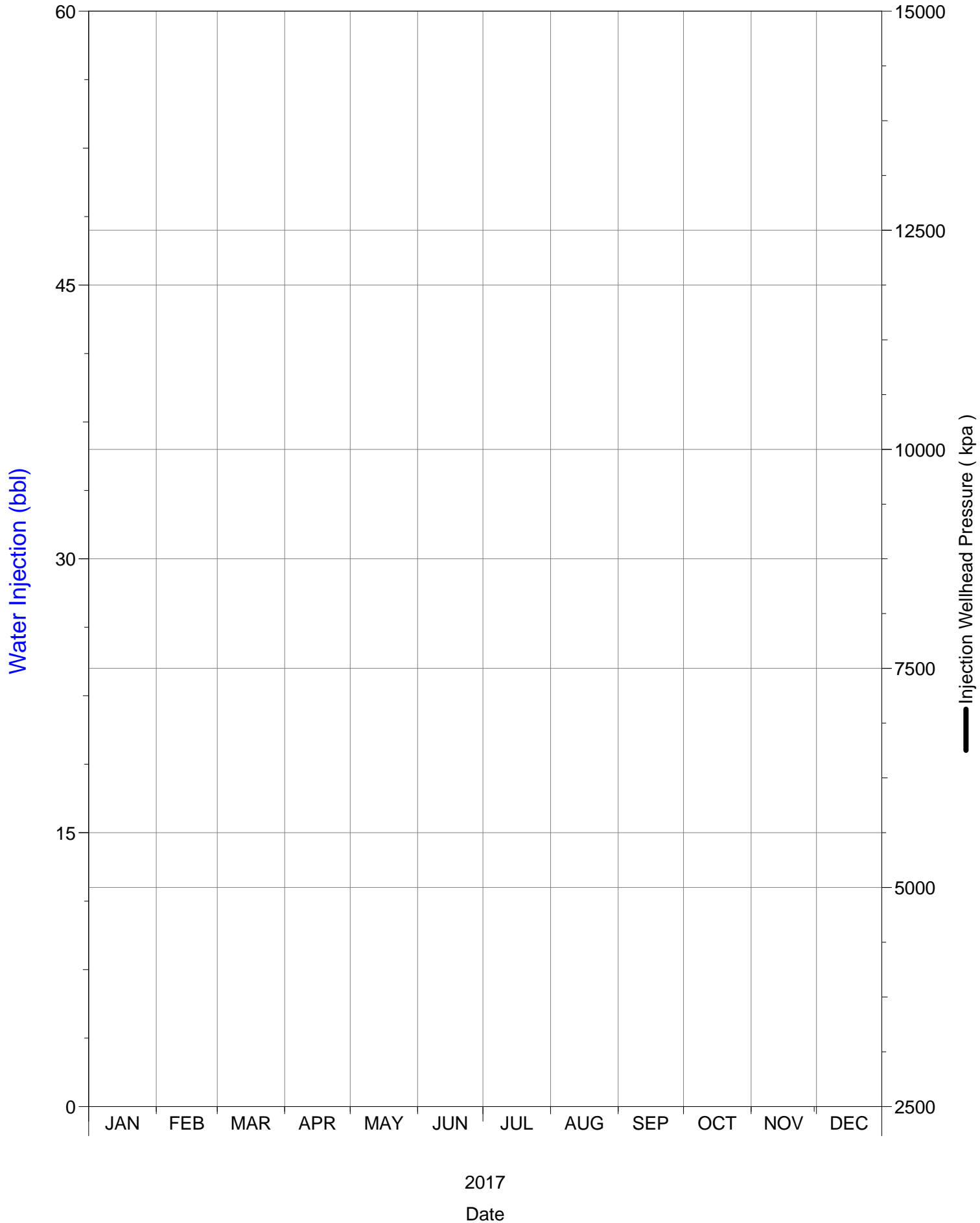
SPU 1



Daily Injection Rate and Pressure

00/03-17-002-29W1/0

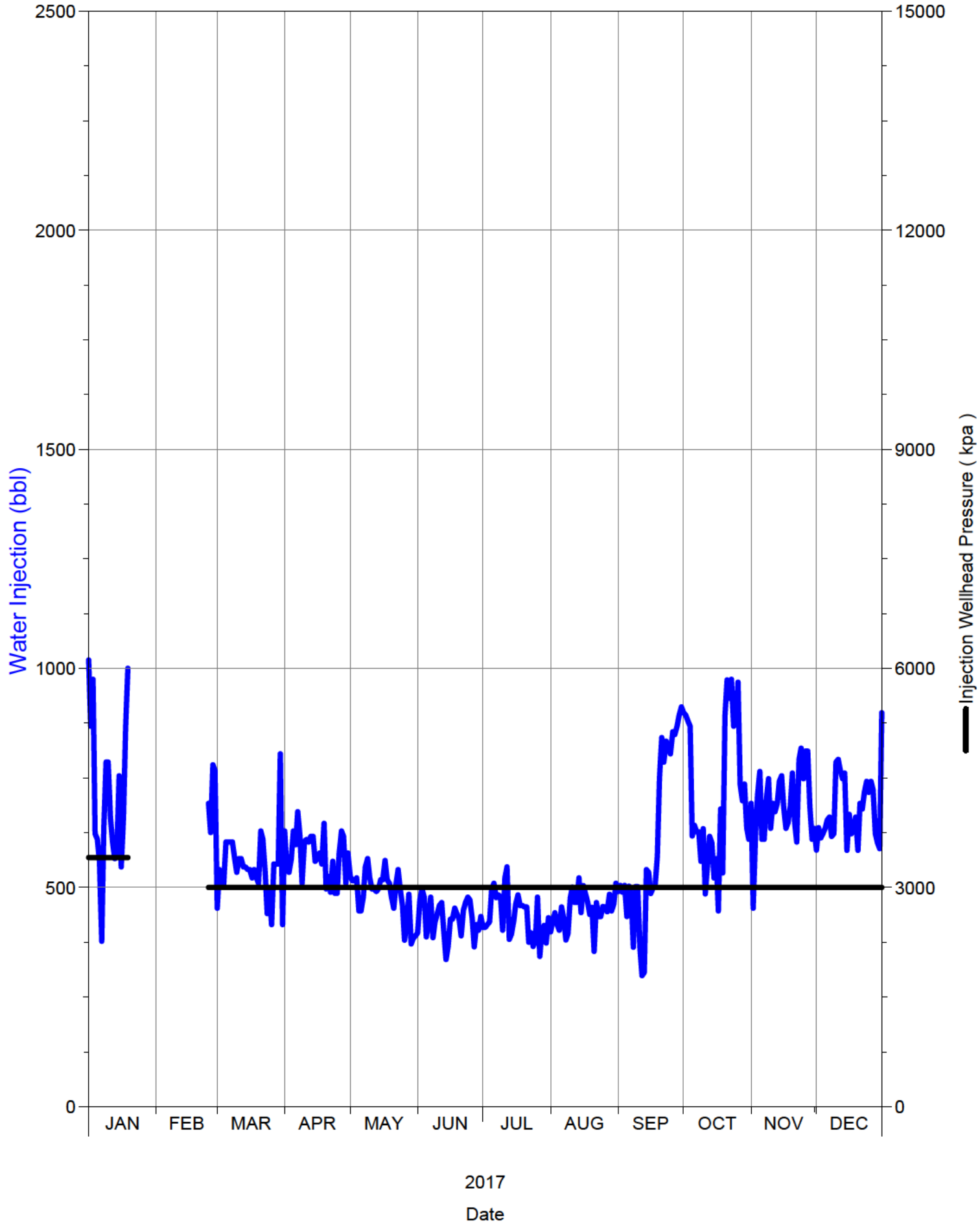
SPU 1



Daily Injection Rate and Pressure

00/04-09-002-29W1/0

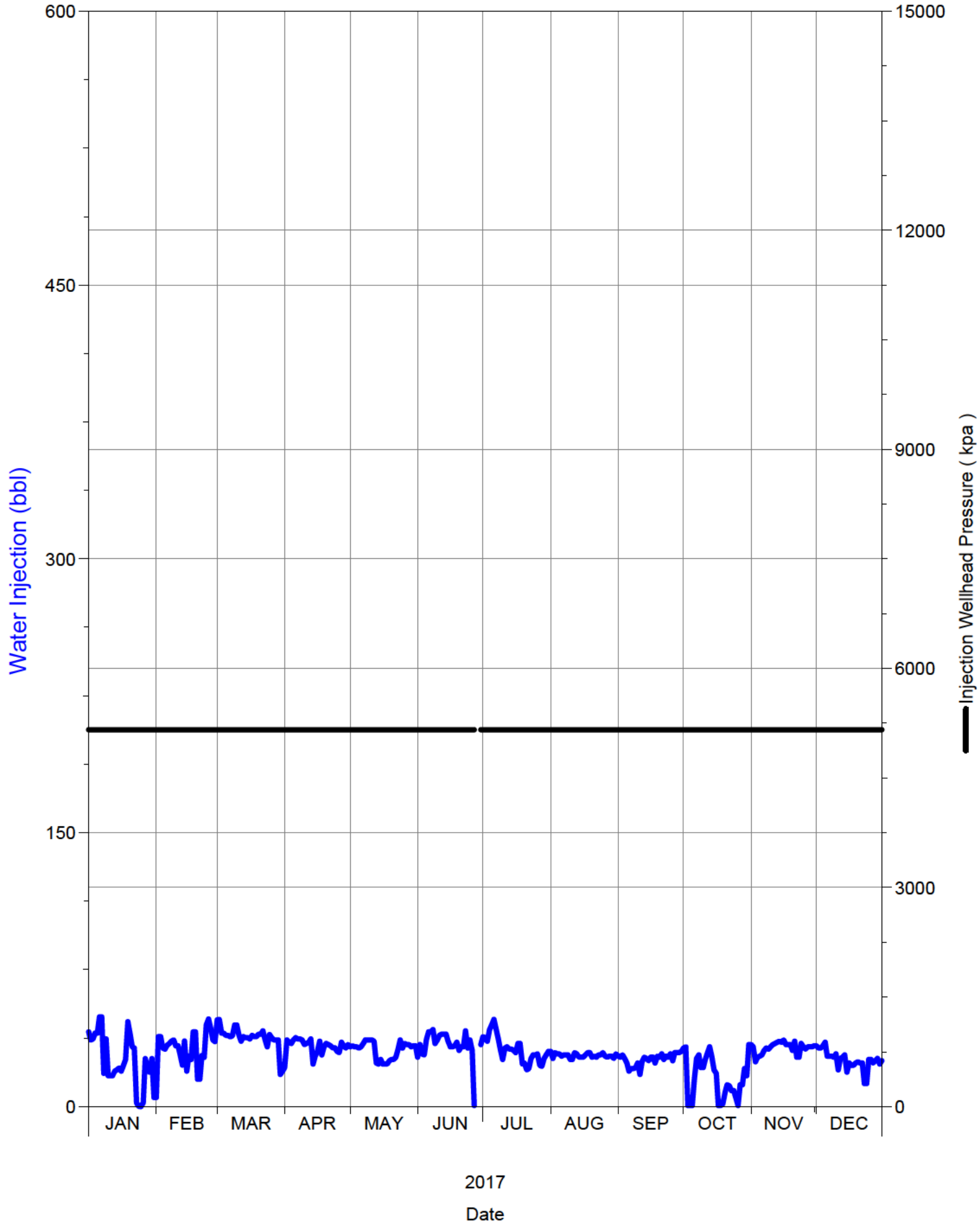
SPU 1



Daily Injection Rate and Pressure

00/04-15-002-29W1/0

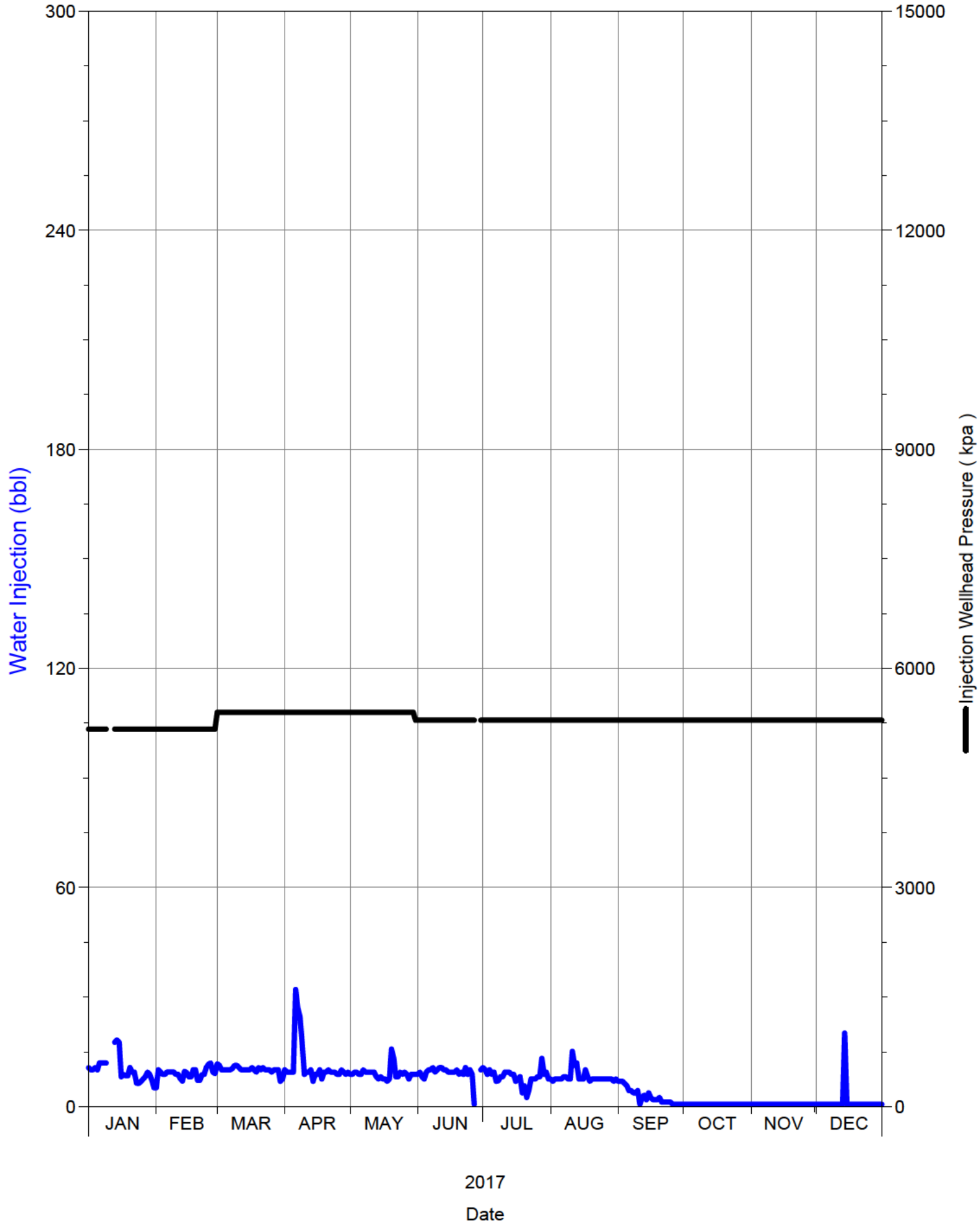
SPU 1



Daily Injection Rate and Pressure

00/04-16-002-29W1/0

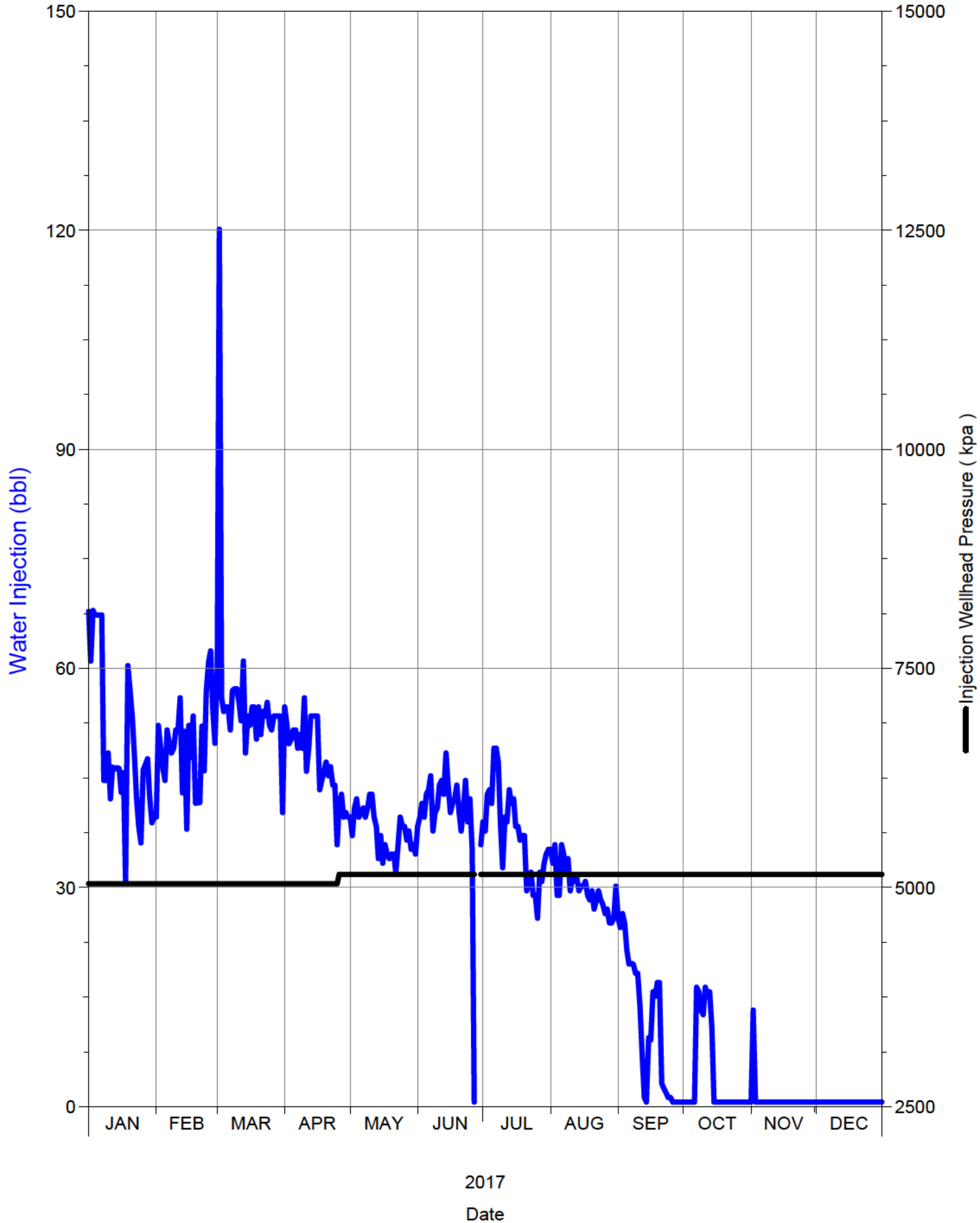
SPU 1



Daily Injection Rate and Pressure

00/04-17-002-29W1/0

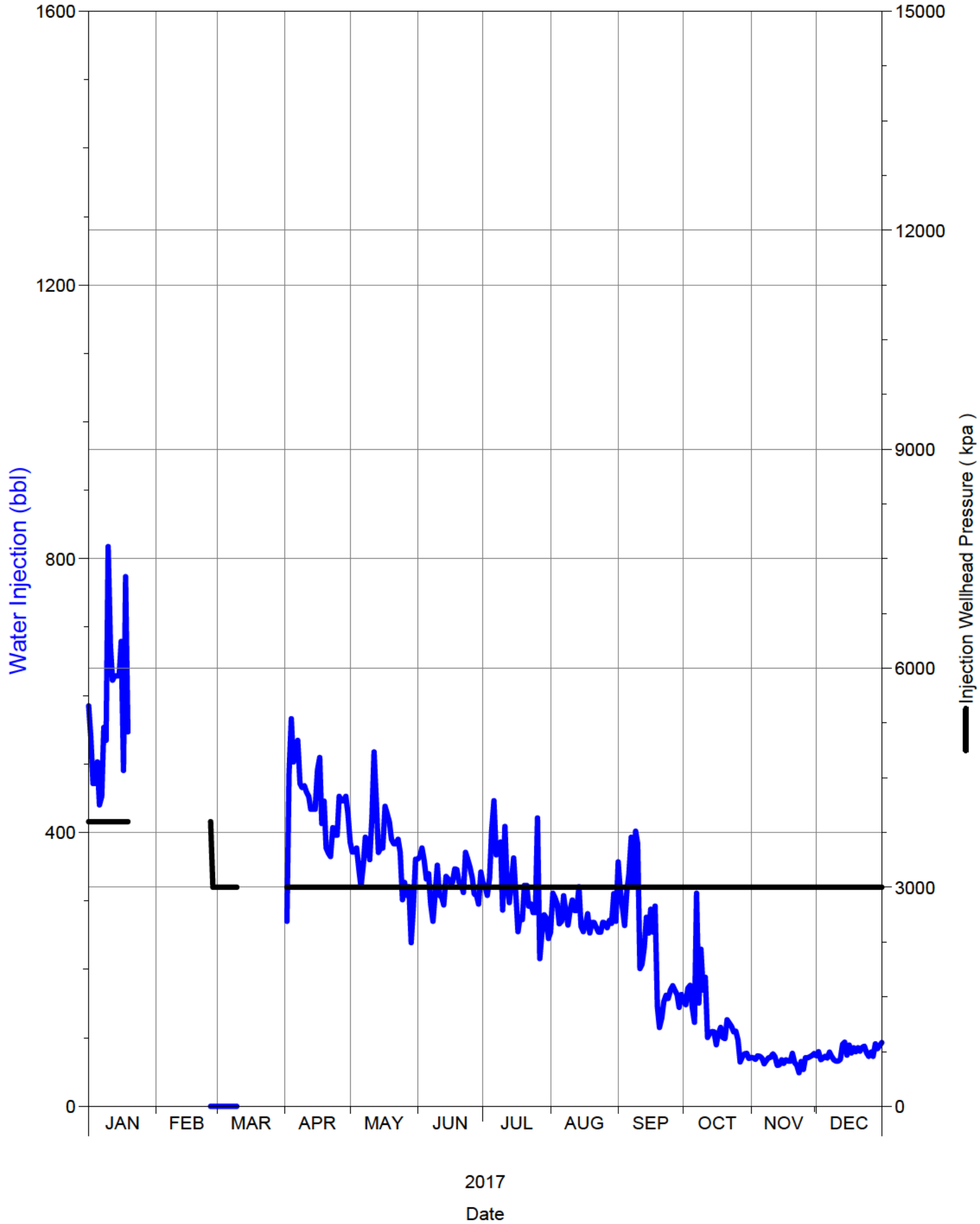
SPU 1



Daily Injection Rate and Pressure

00/05-09-002-29W1/0

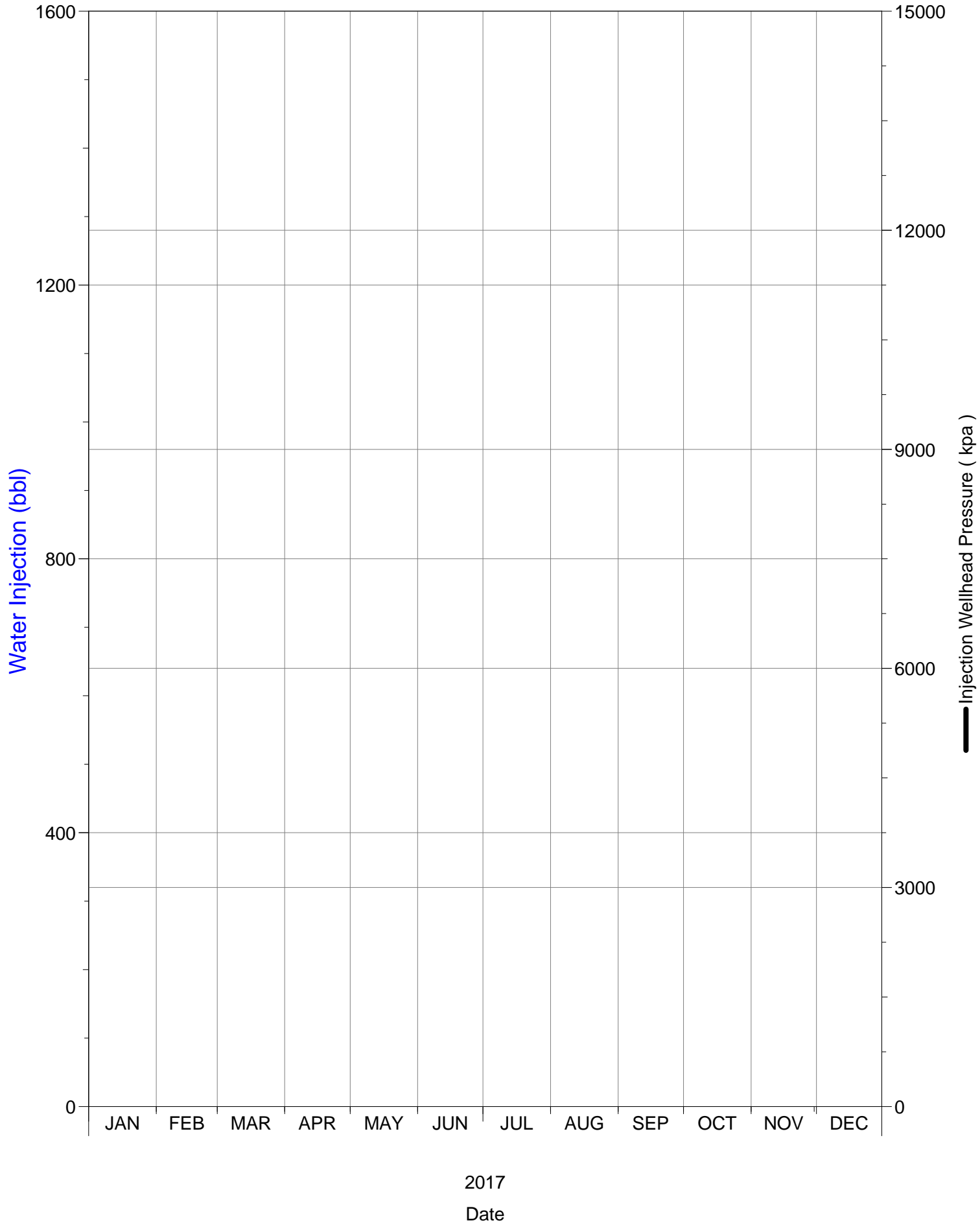
SPU 1



Daily Injection Rate and Pressure

00/05-15-002-29W1/0

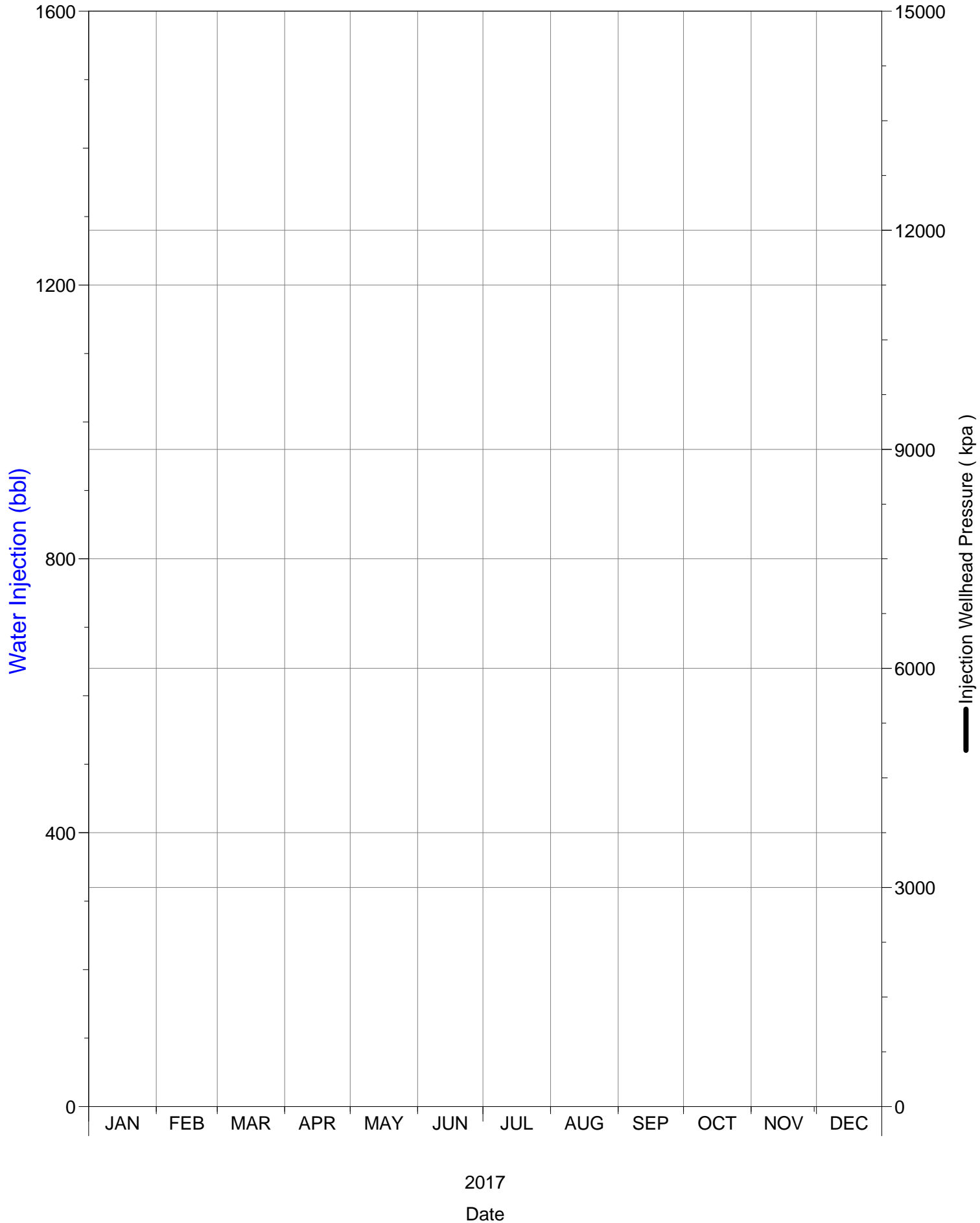
SPU 1



Daily Injection Rate and Pressure

00/05-16-002-29W1/0

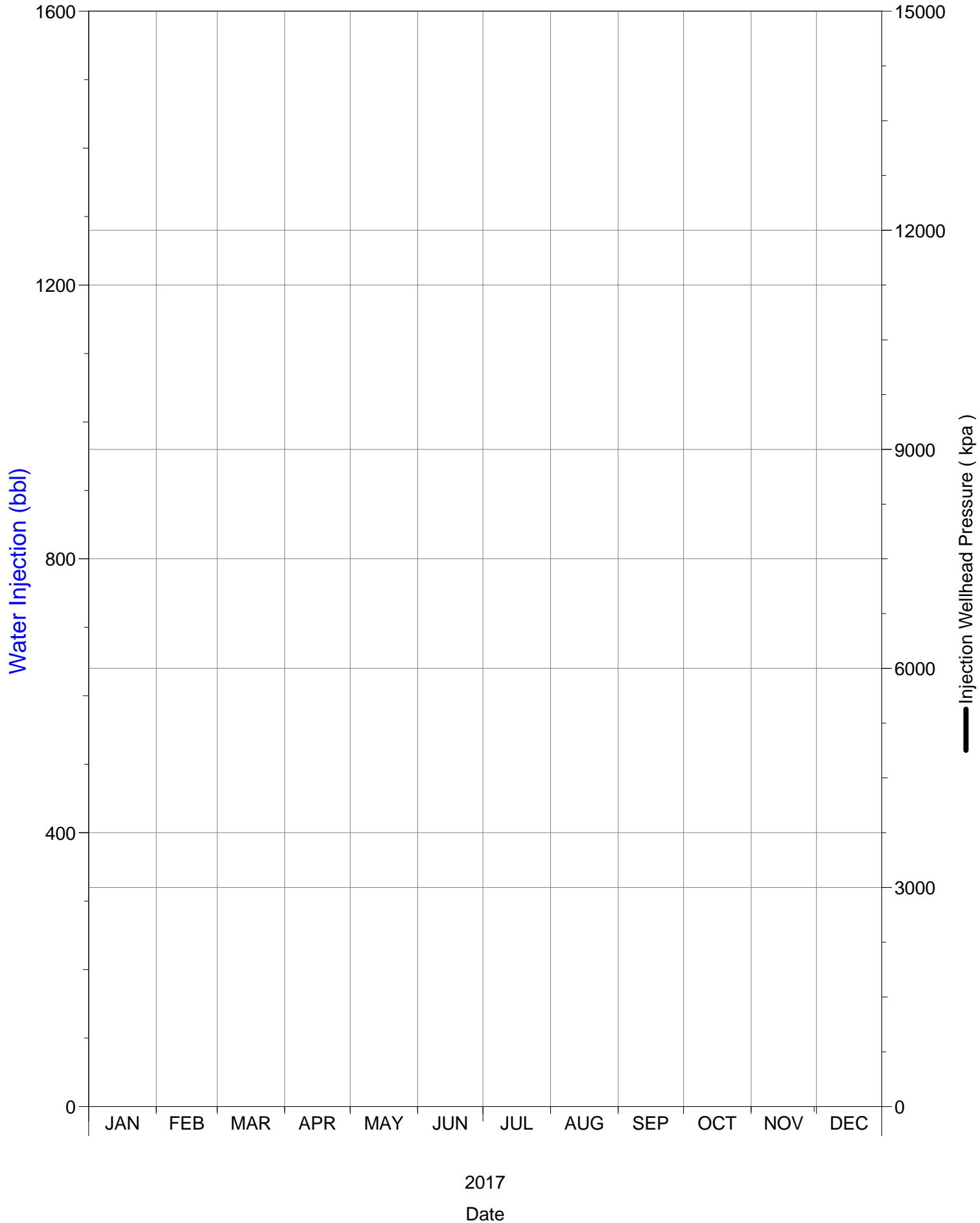
SPU 1



Daily Injection Rate and Pressure

00/05-17-002-29W1/0

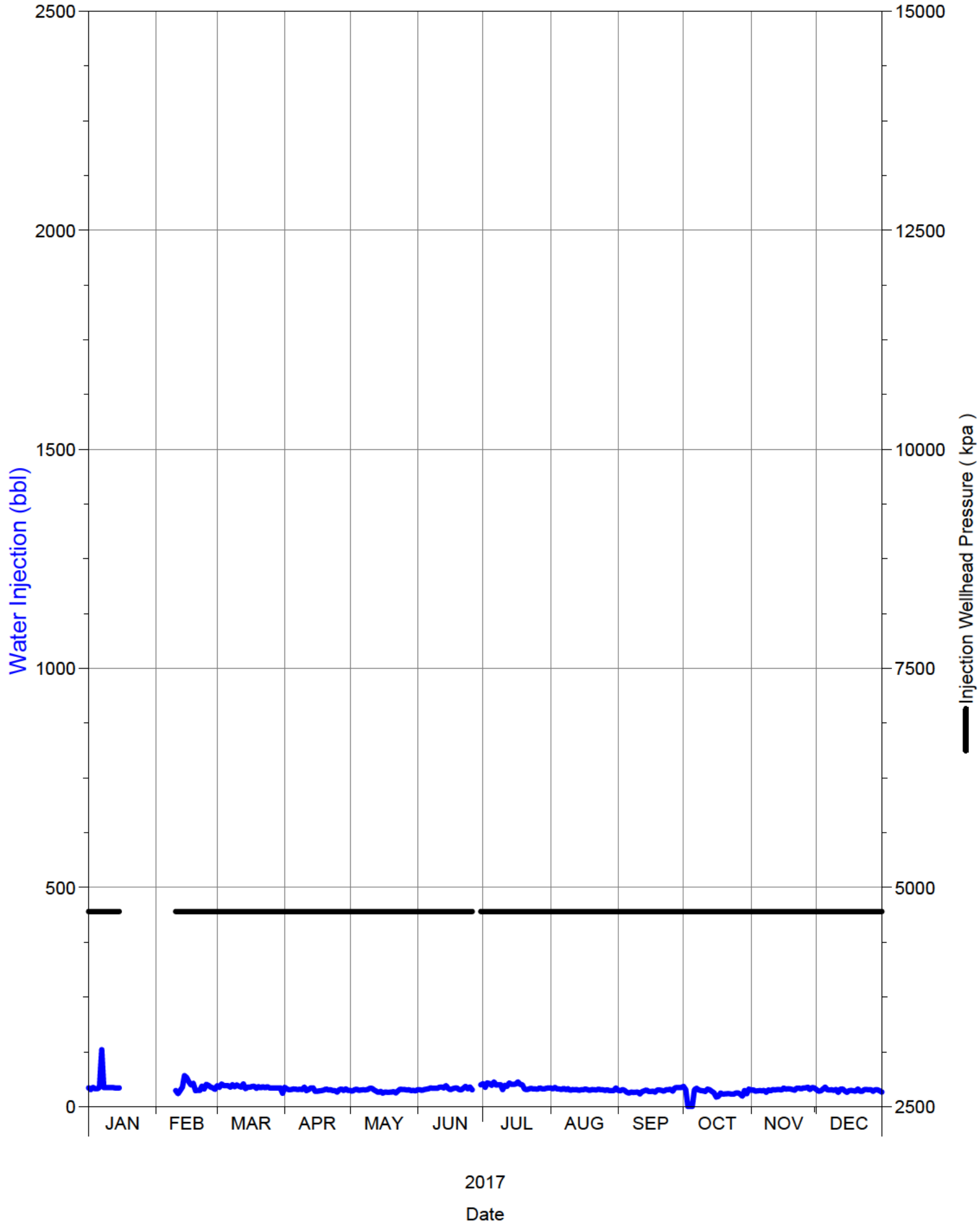
SPU 1



Daily Injection Rate and Pressure

00/06-08-002-29W1/0

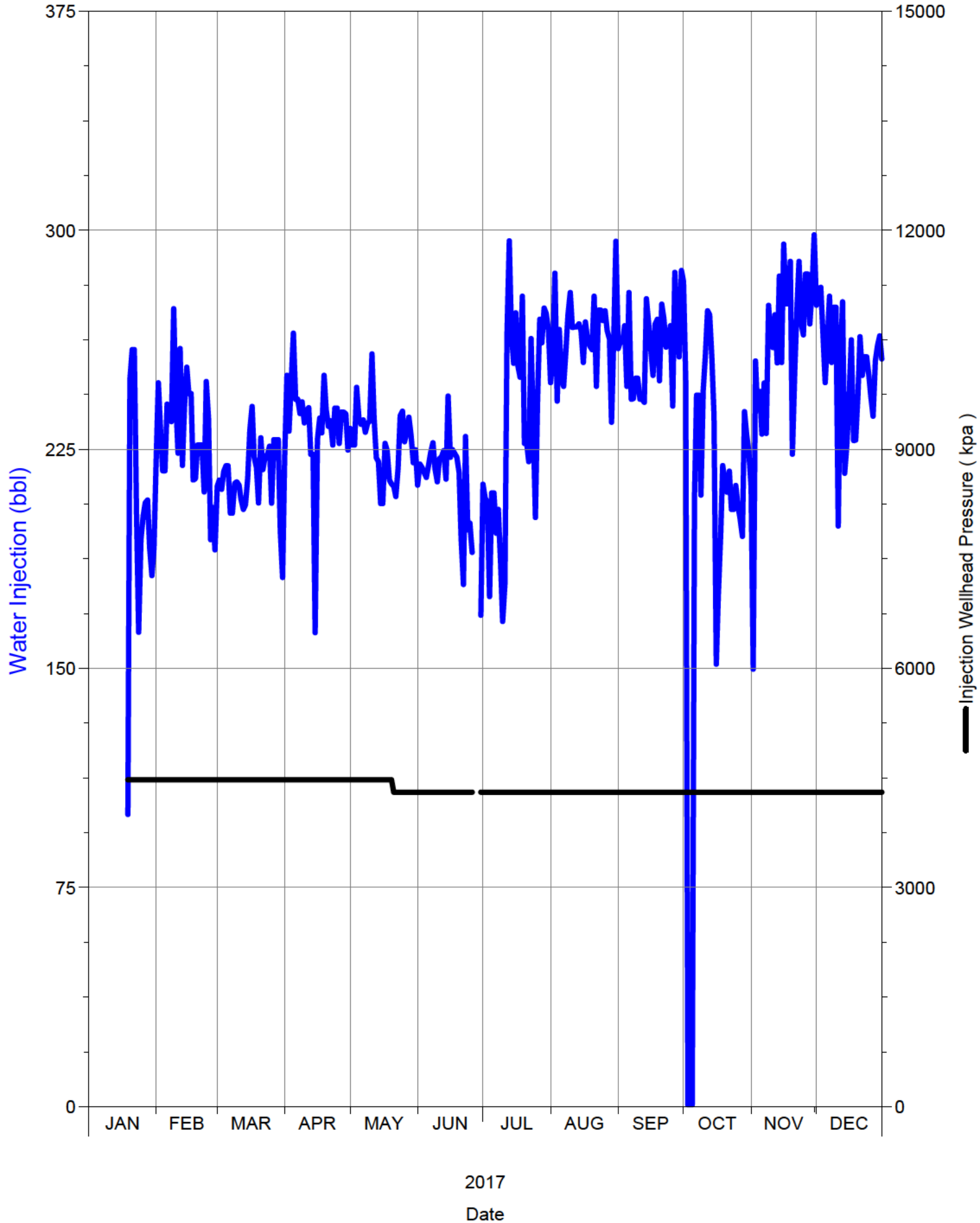
SPU 1



Daily Injection Rate and Pressure

00/06-09-002-29W1/0

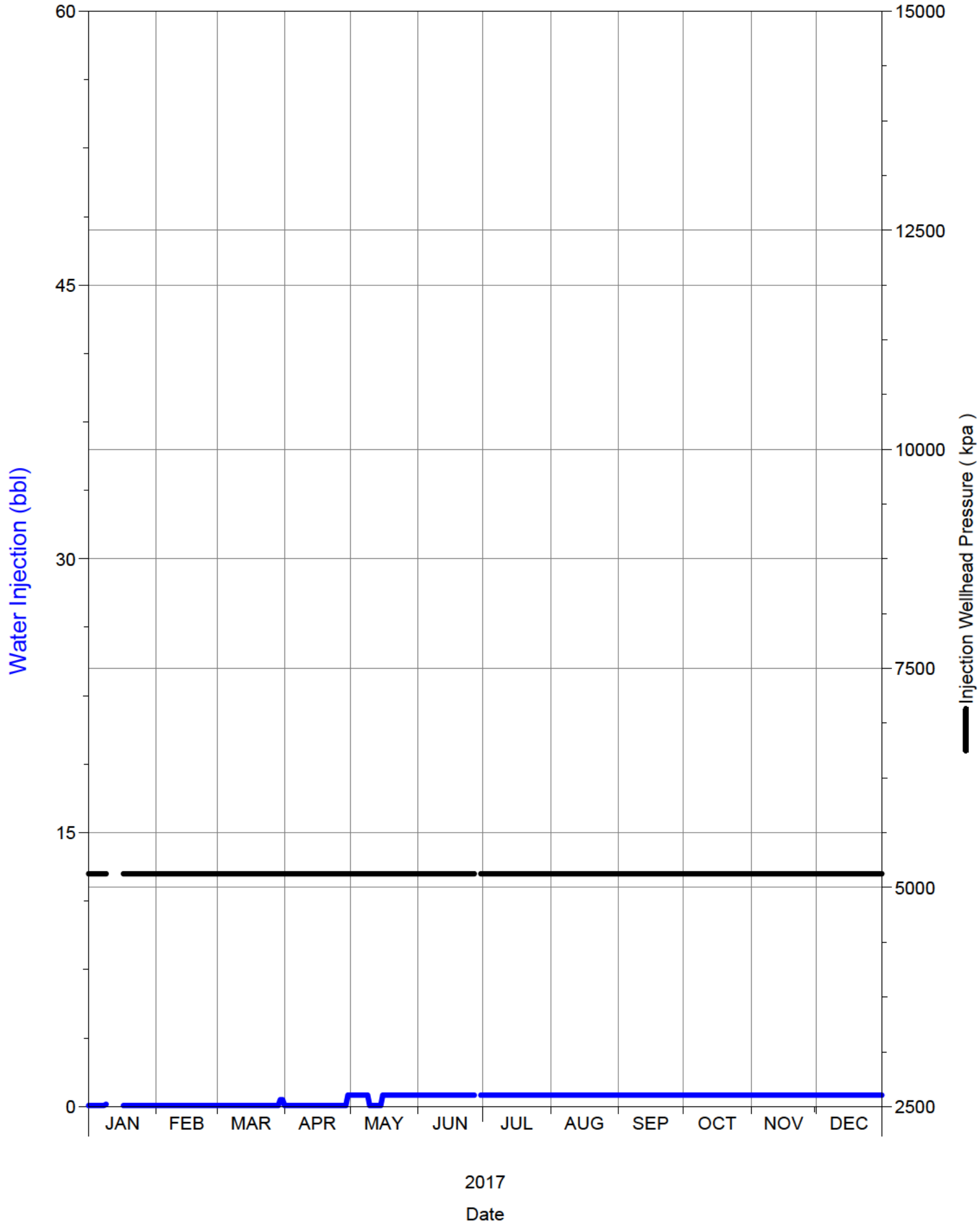
SPU 1



Daily Injection Rate and Pressure

00/06-16-002-29W1/0

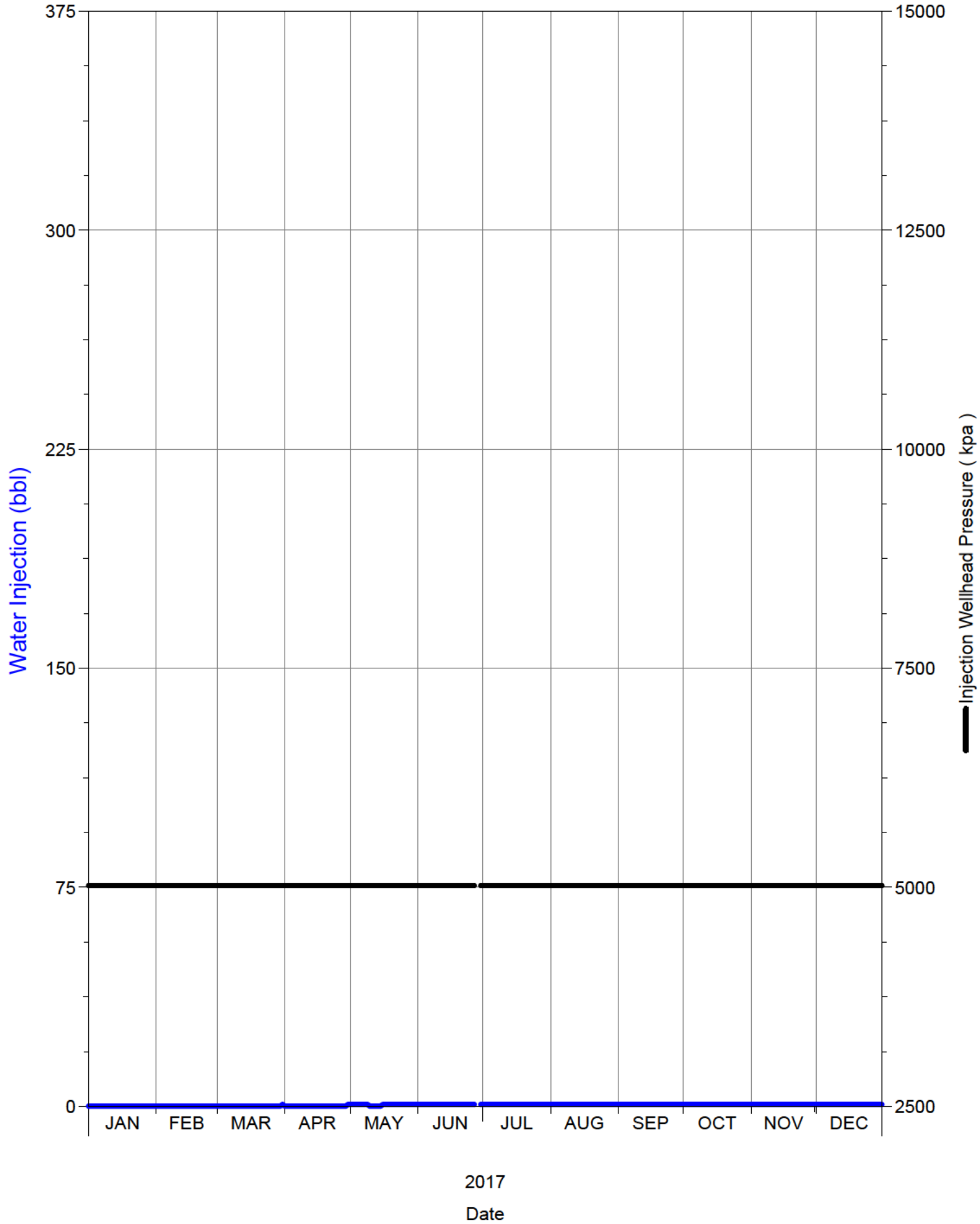
SPU 1



Daily Injection Rate and Pressure

00/06-17-002-29W1/0

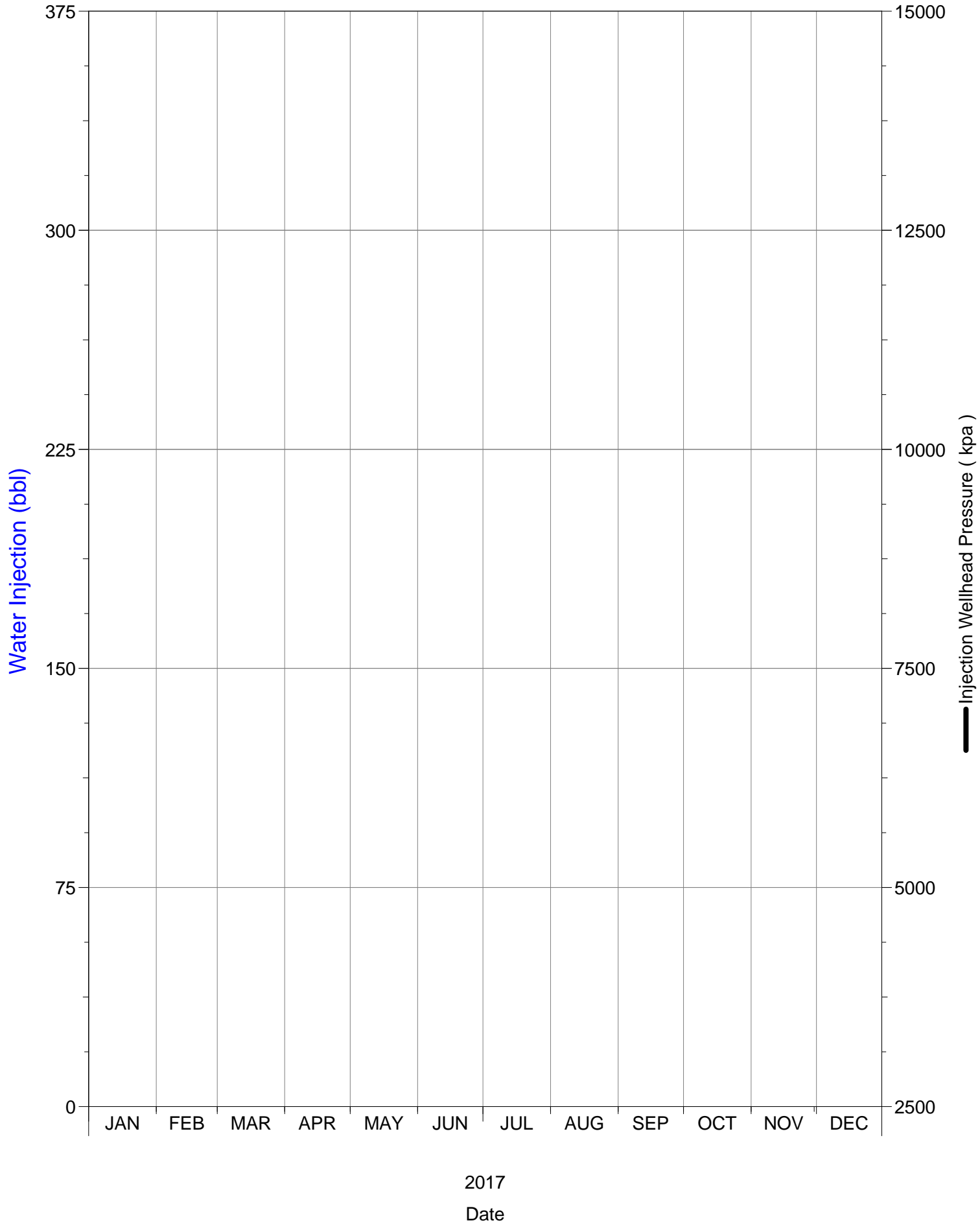
SPU 1



Daily Injection Rate and Pressure

00/07-08-002-29W1/0

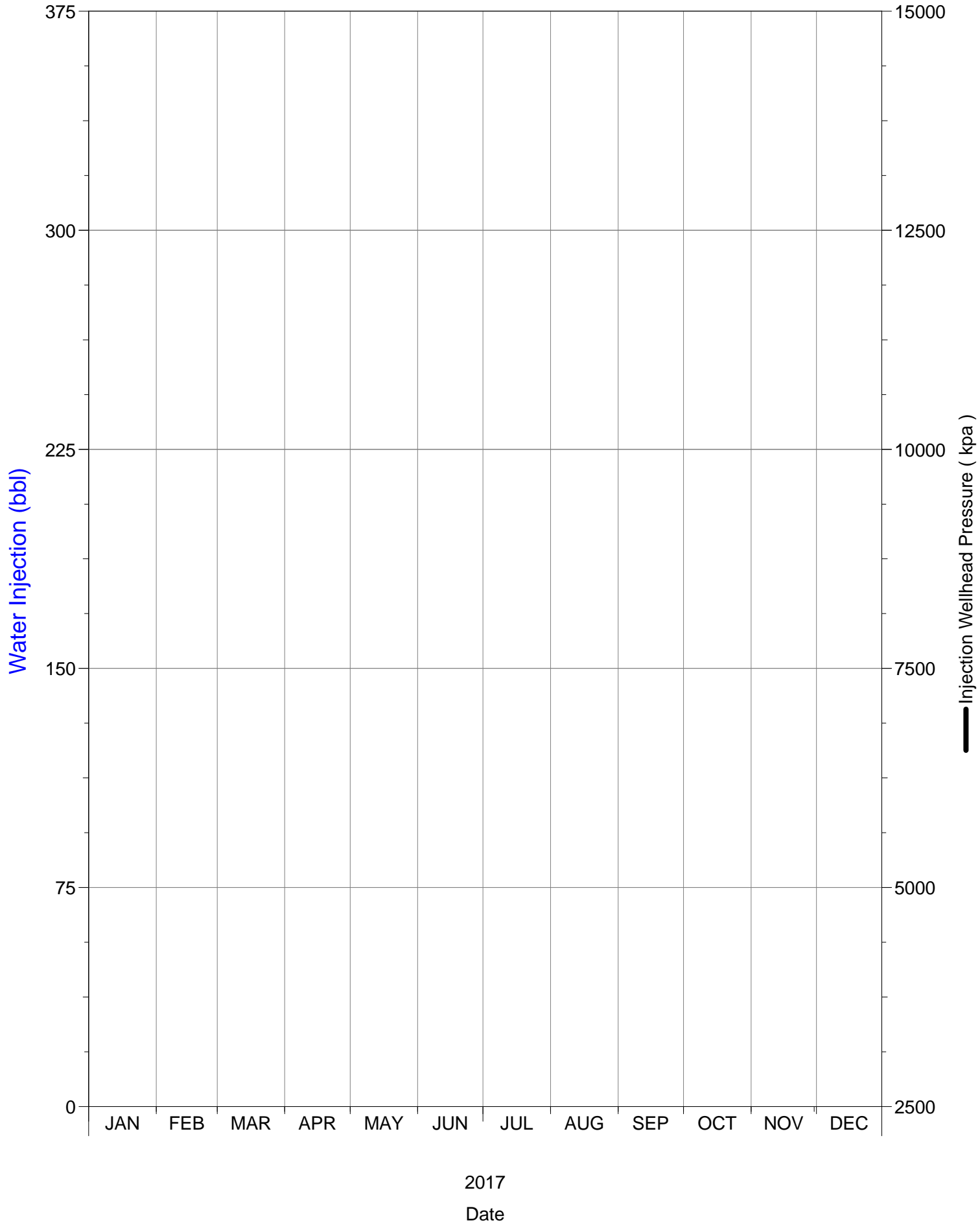
SPU 1



Daily Injection Rate and Pressure

00/07-09-002-29W1/0

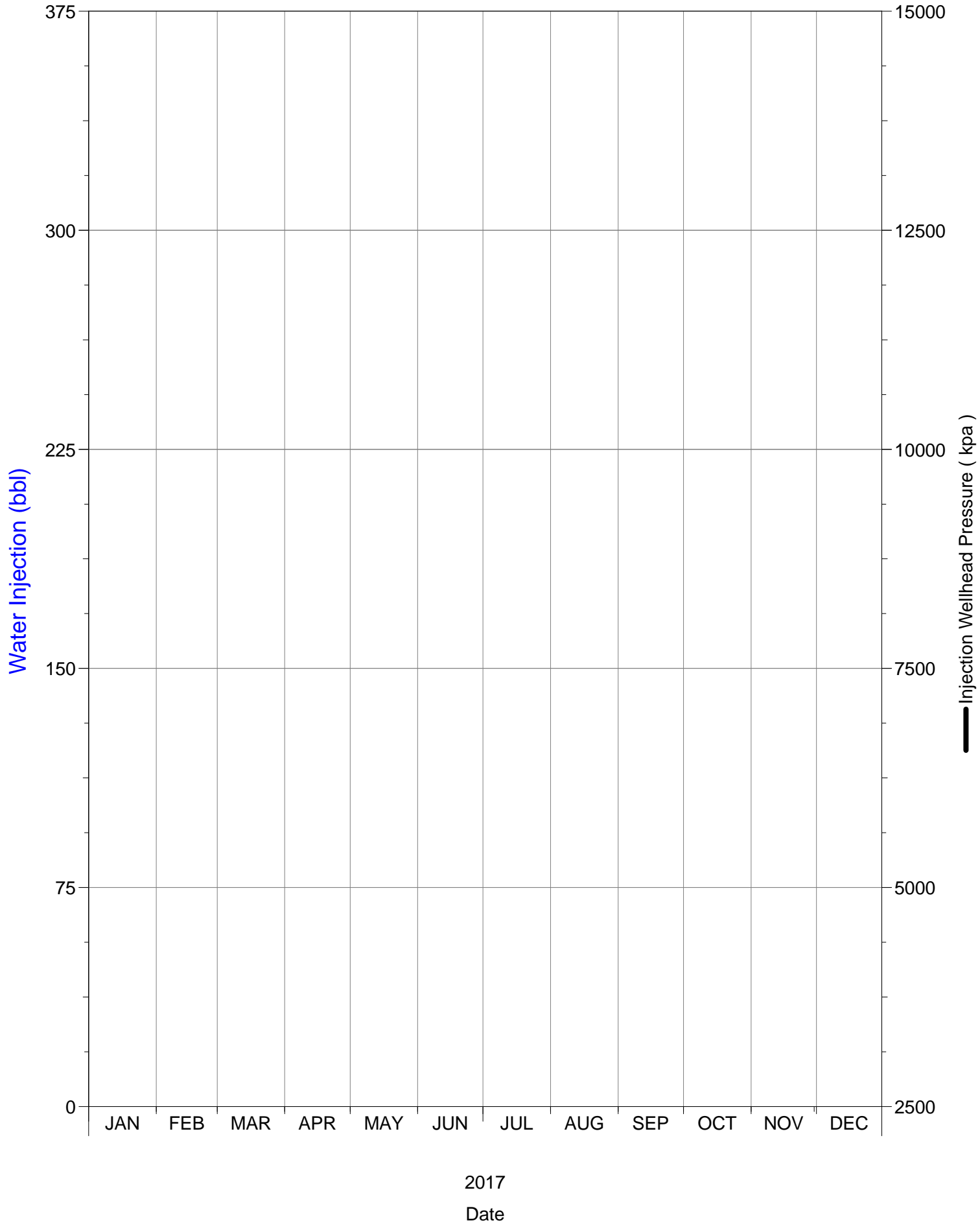
SPU 1



Daily Injection Rate and Pressure

00/07-16-002-29W1/0

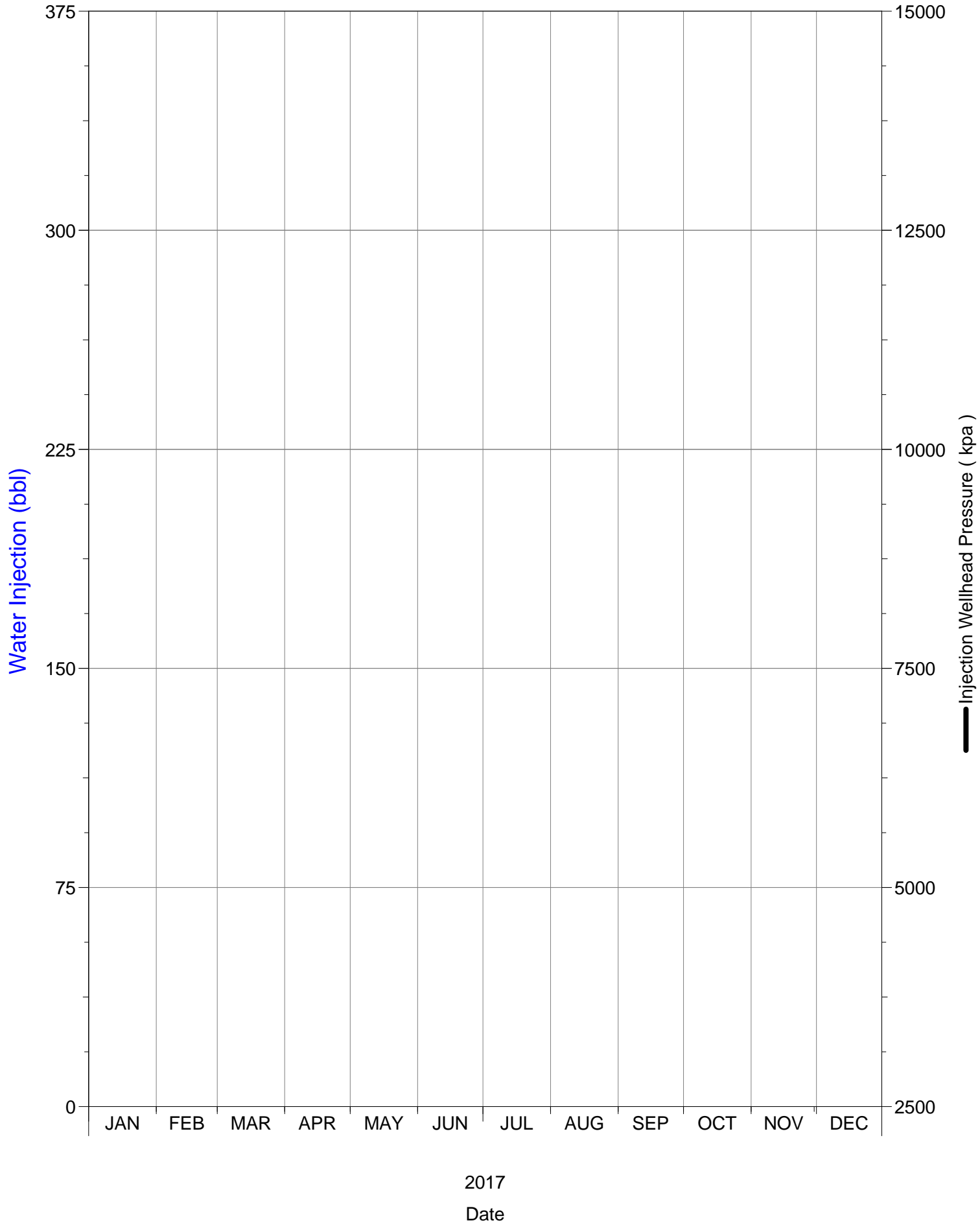
SPU 1



Daily Injection Rate and Pressure

00/07-17-002-29W1/0

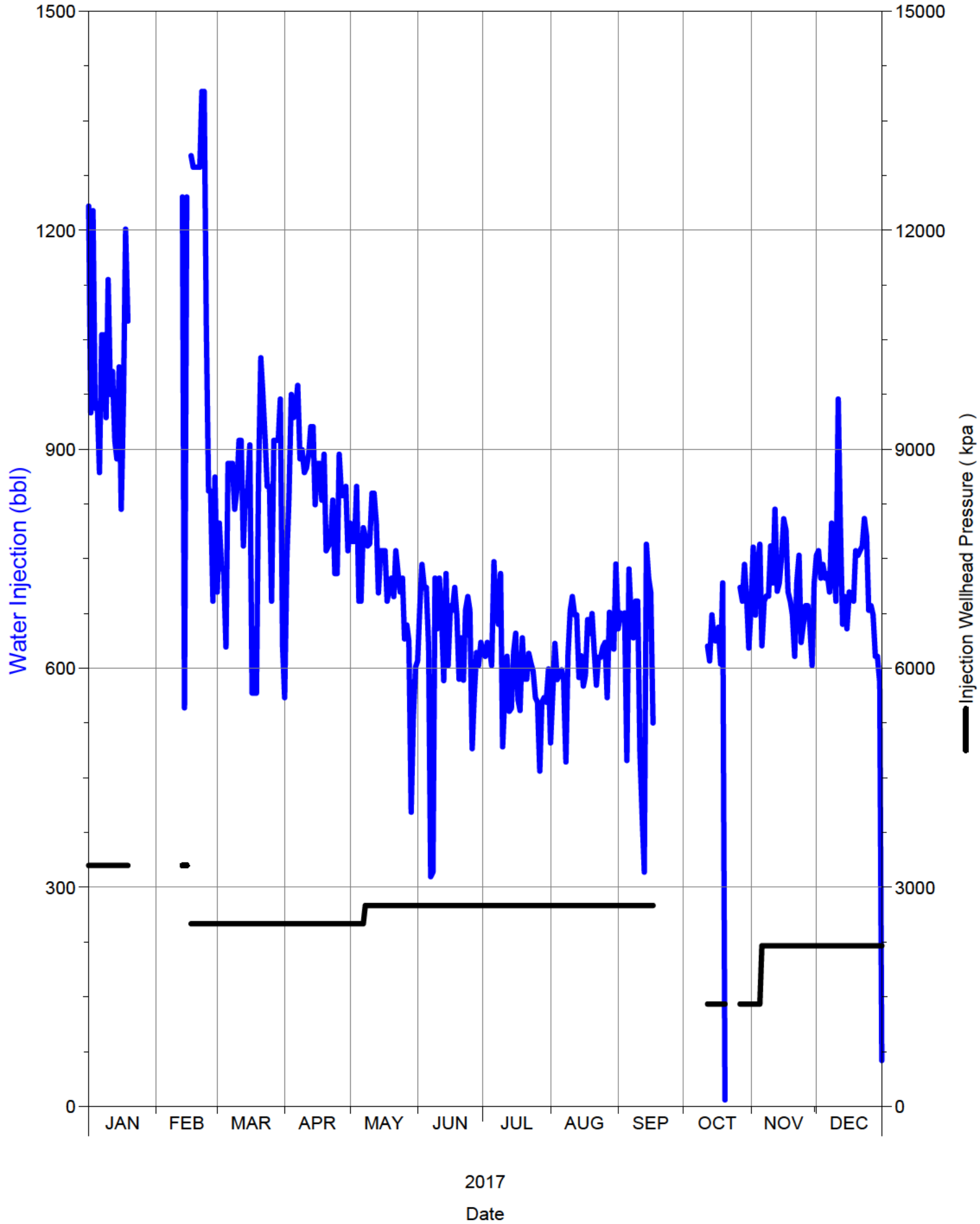
SPU 1



Daily Injection Rate and Pressure

00/08-08-002-29W1/0

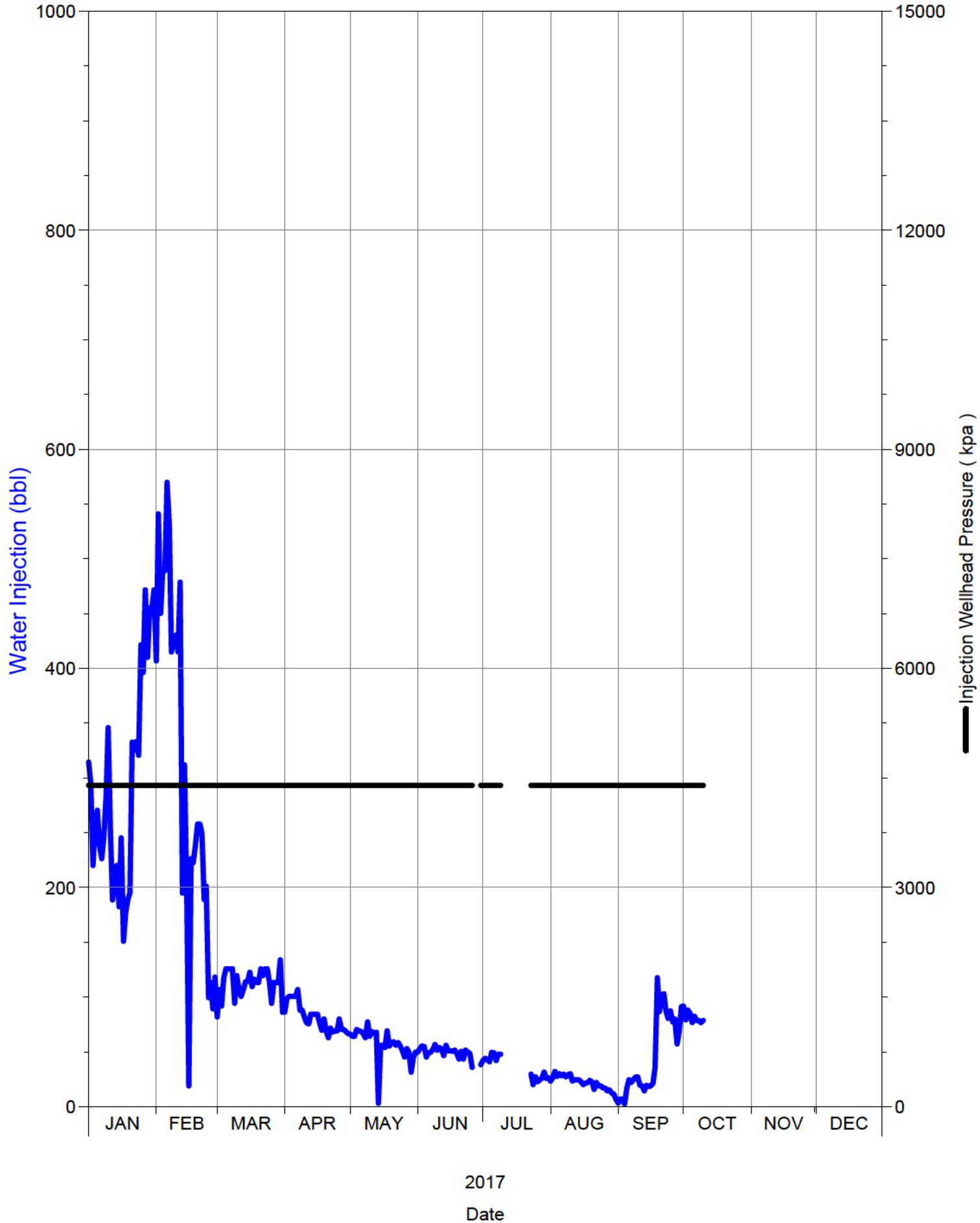
SPU 1



Daily Injection Rate and Pressure

00/08-09-002-29W1/0

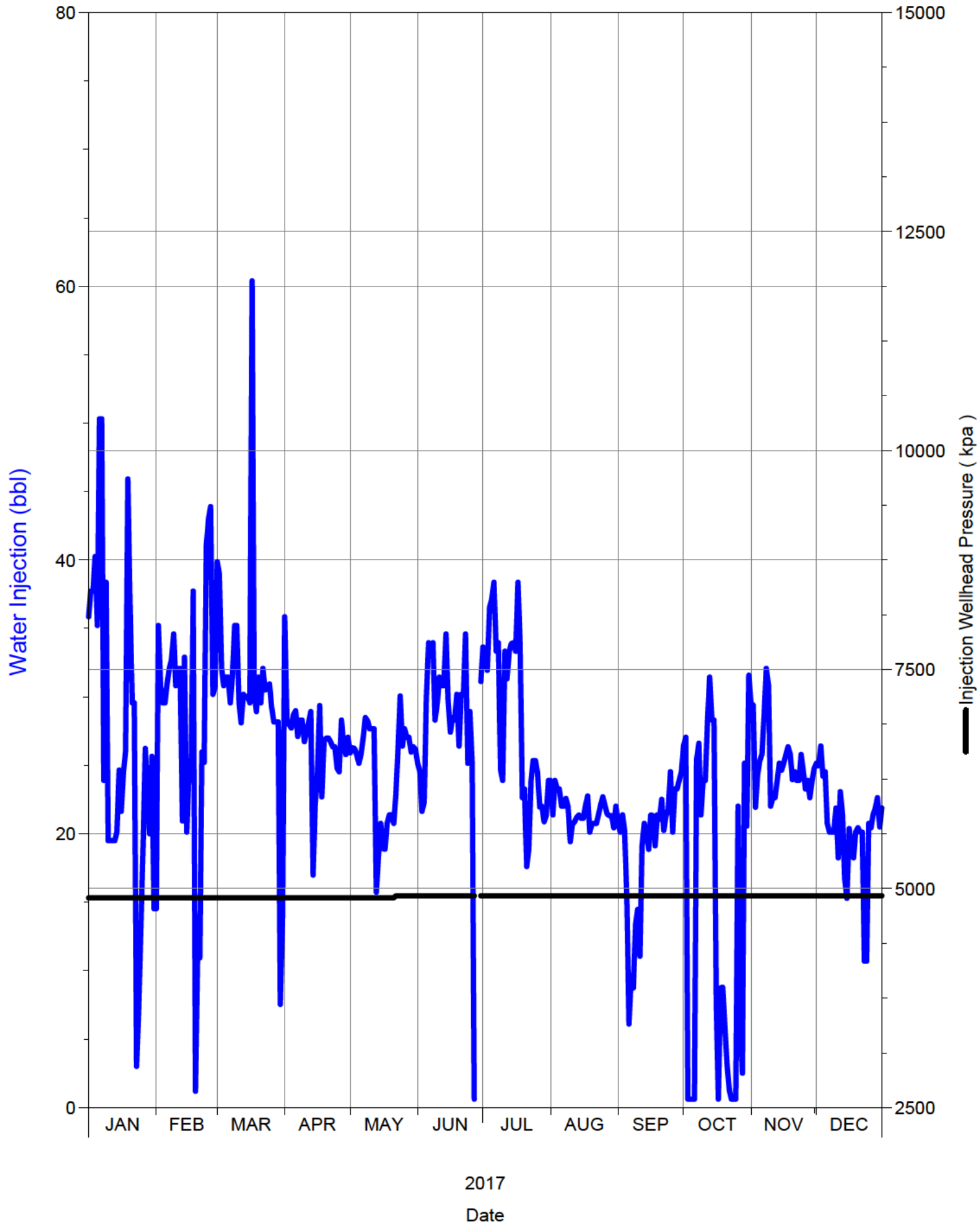
SPU 1



Daily Injection Rate and Pressure

00/08-16-002-29W1/0

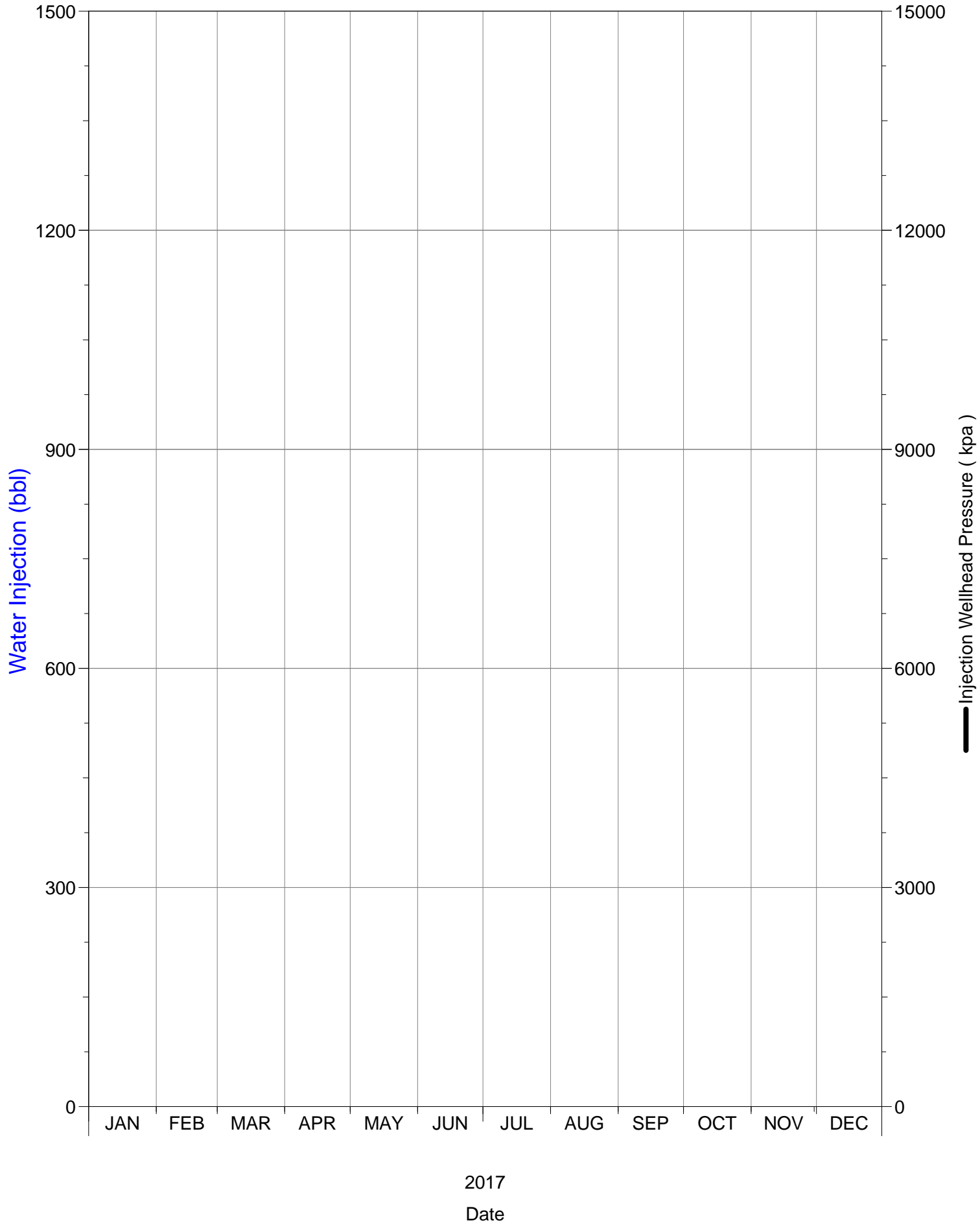
SPU 1



Daily Injection Rate and Pressure

00/08-17-002-29W1/0

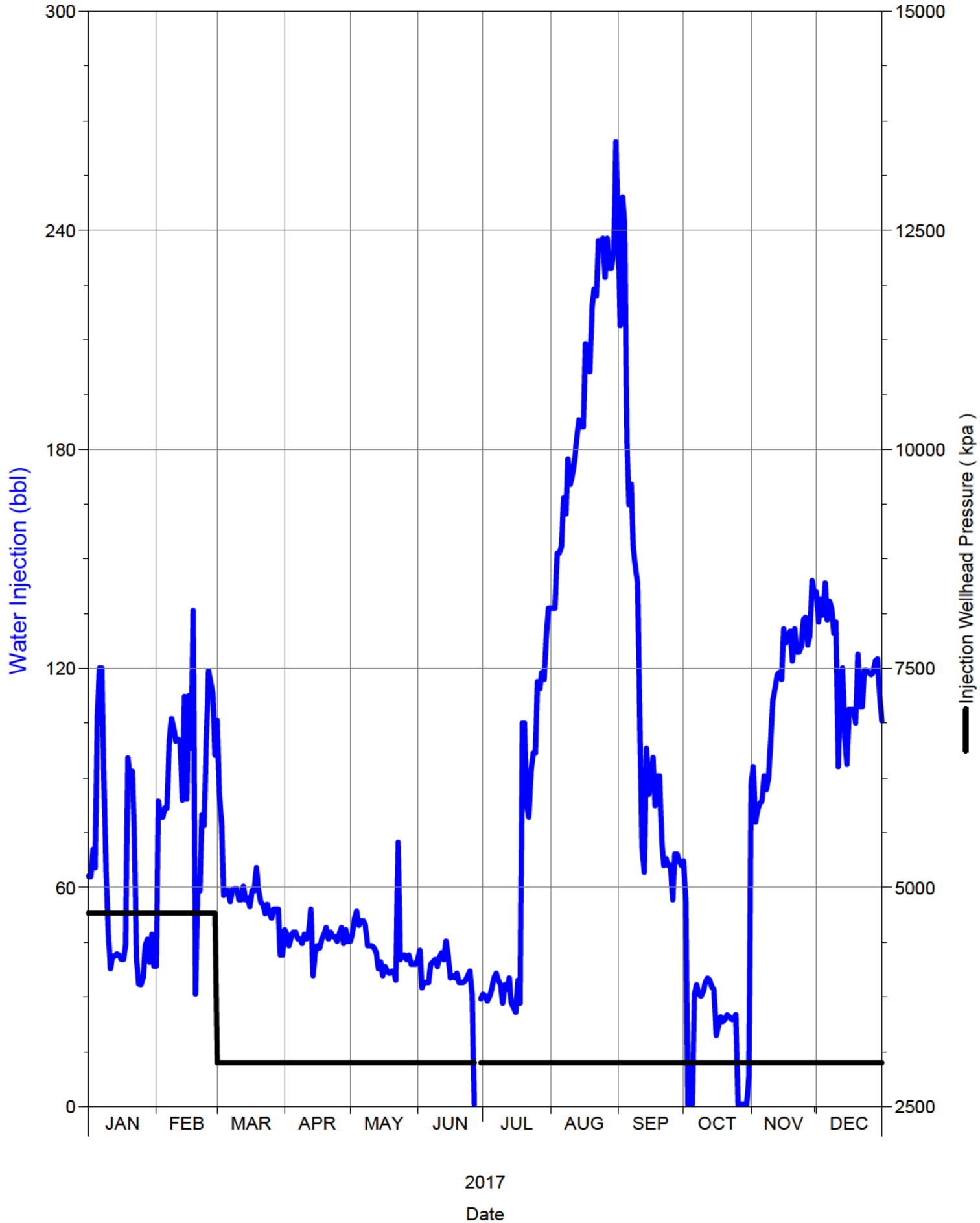
SPU 1



Daily Injection Rate and Pressure

00/08-18-002-29W1/0

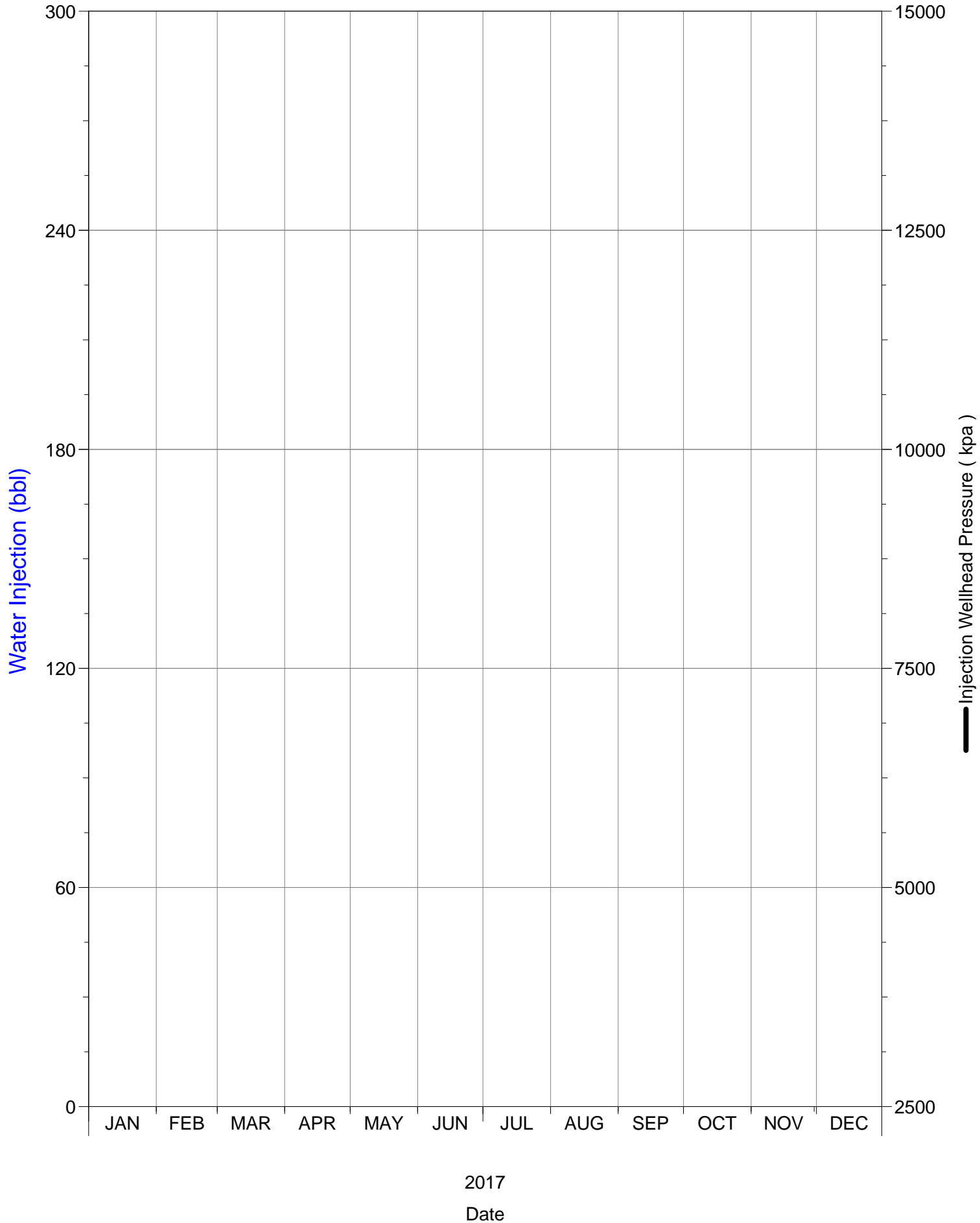
SPU 1



Daily Injection Rate and Pressure

00/09-08-002-29W1/0

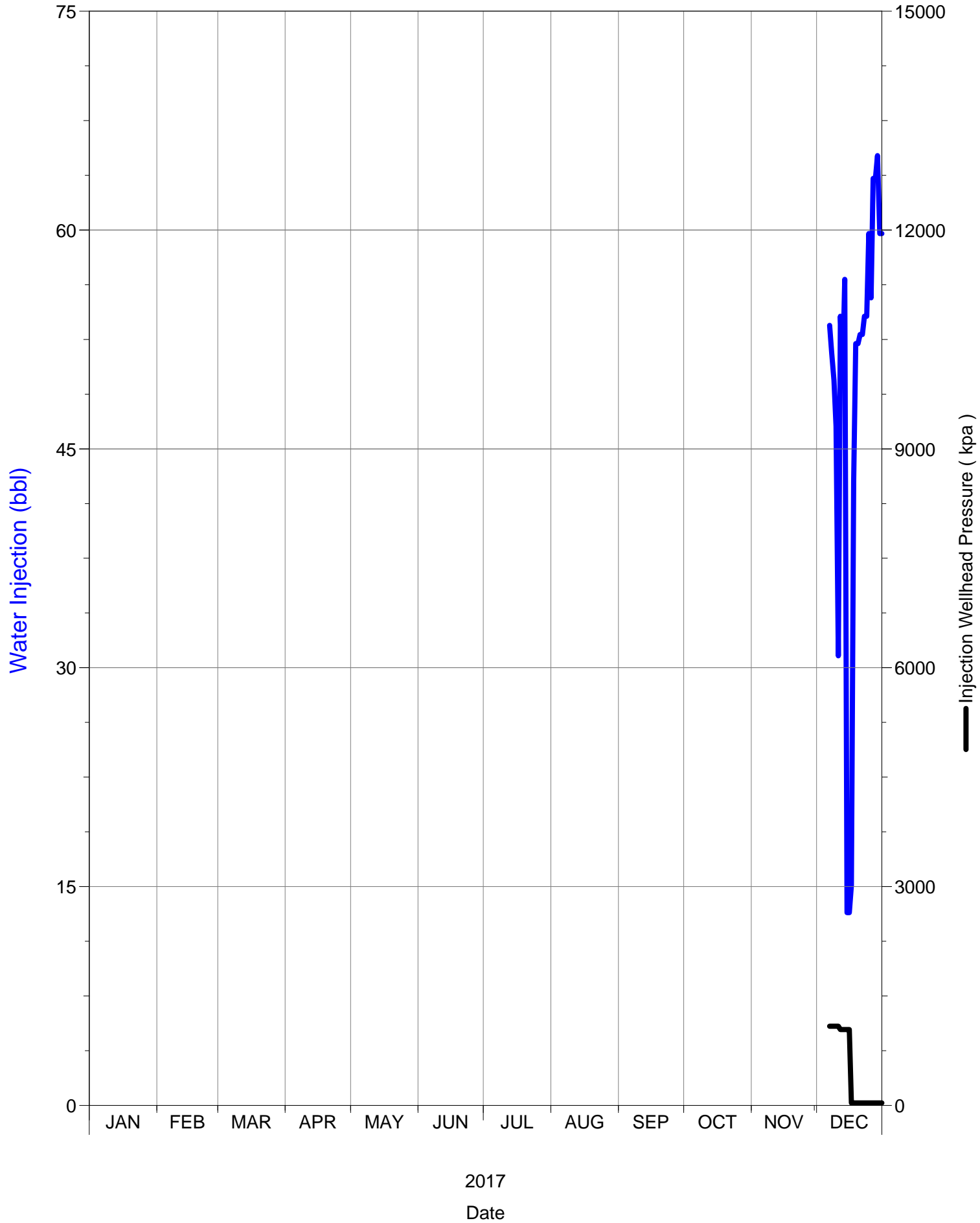
SPU 1



Daily Injection Rate and Pressure

00/09-09-002-29W1/0

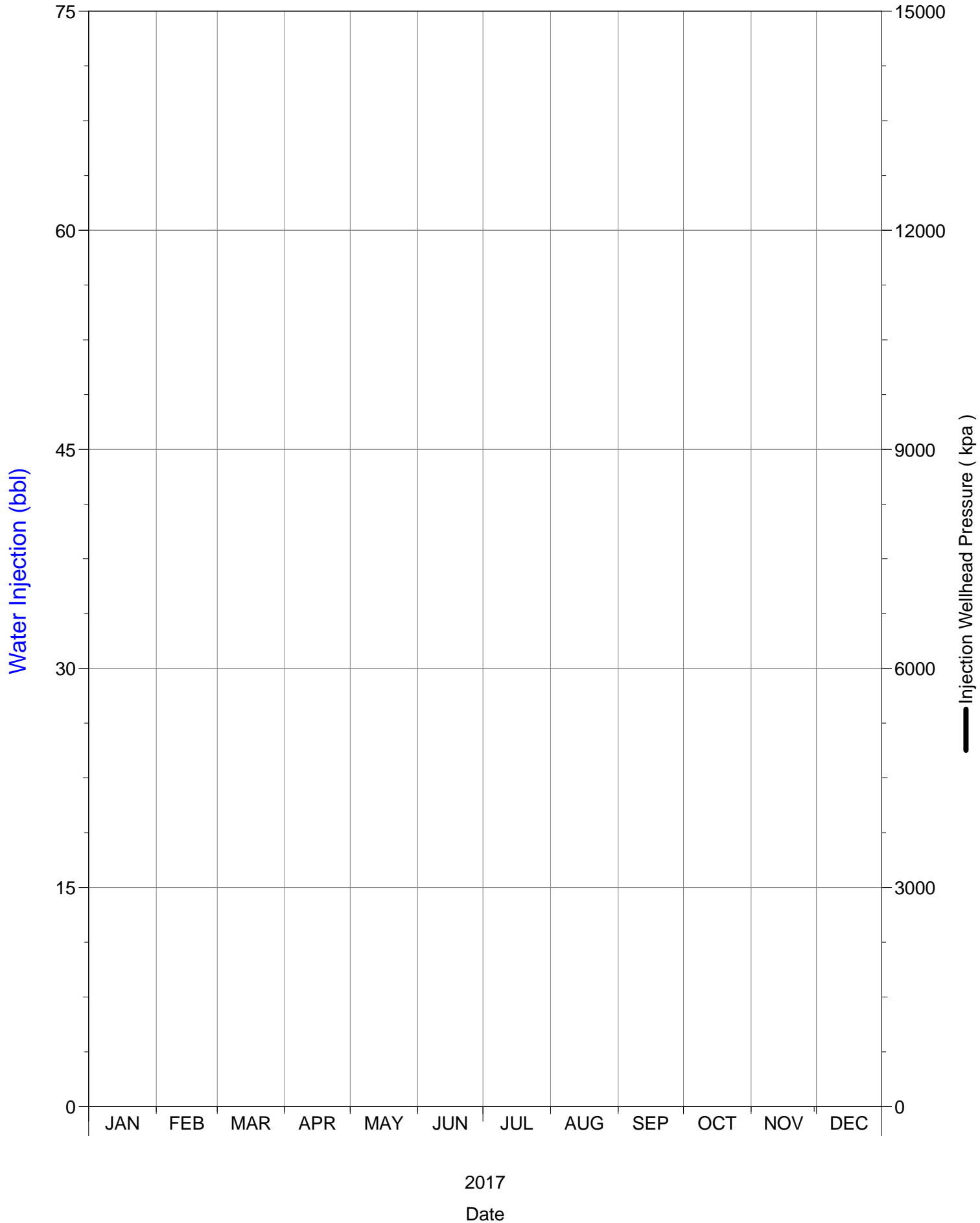
SPU 1



Daily Injection Rate and Pressure

00/09-17-002-29W1/0

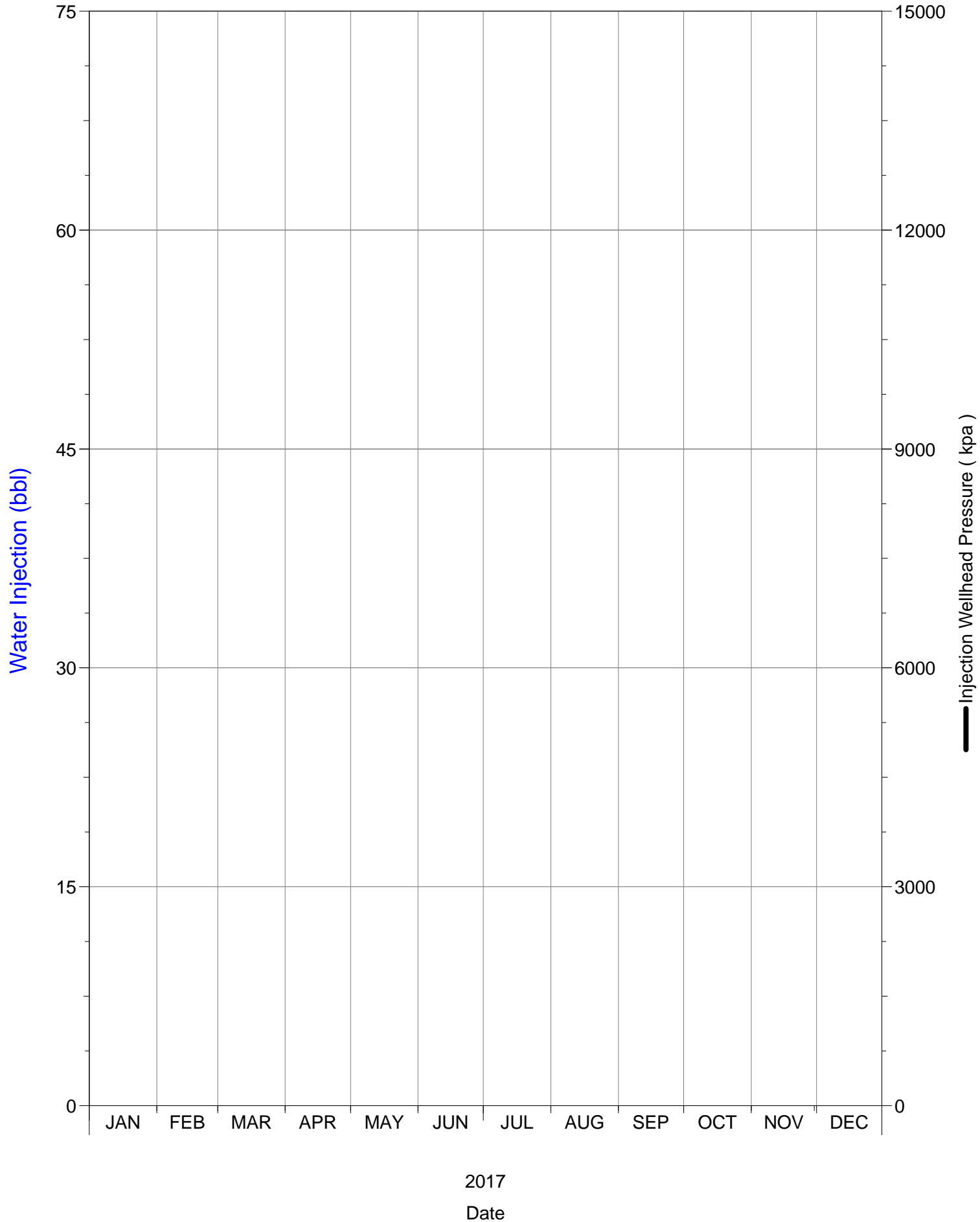
SPU 1



Daily Injection Rate and Pressure

00/10-04-002-29W1/0

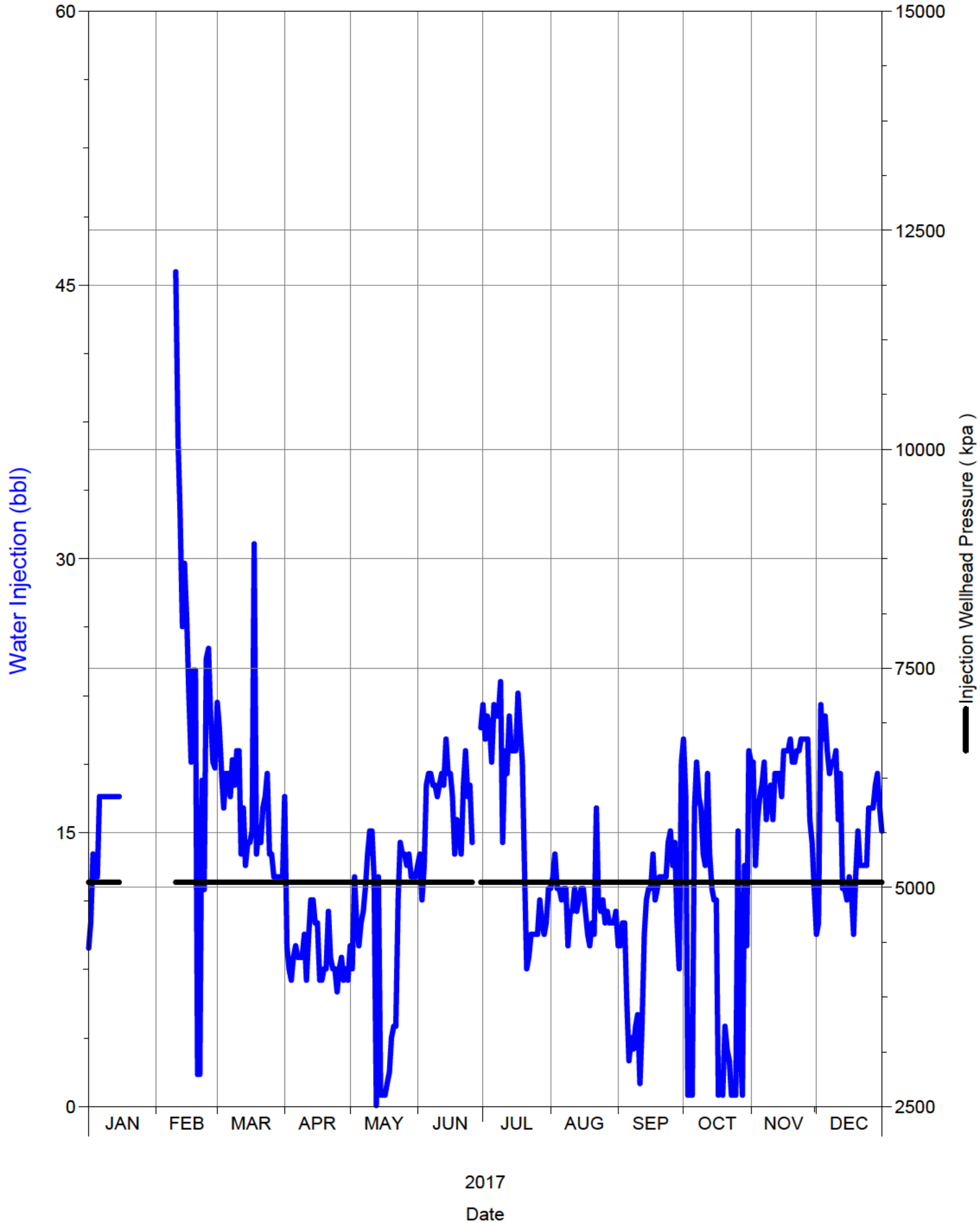
SPU 1



Daily Injection Rate and Pressure

00/10-08-002-29W1/0

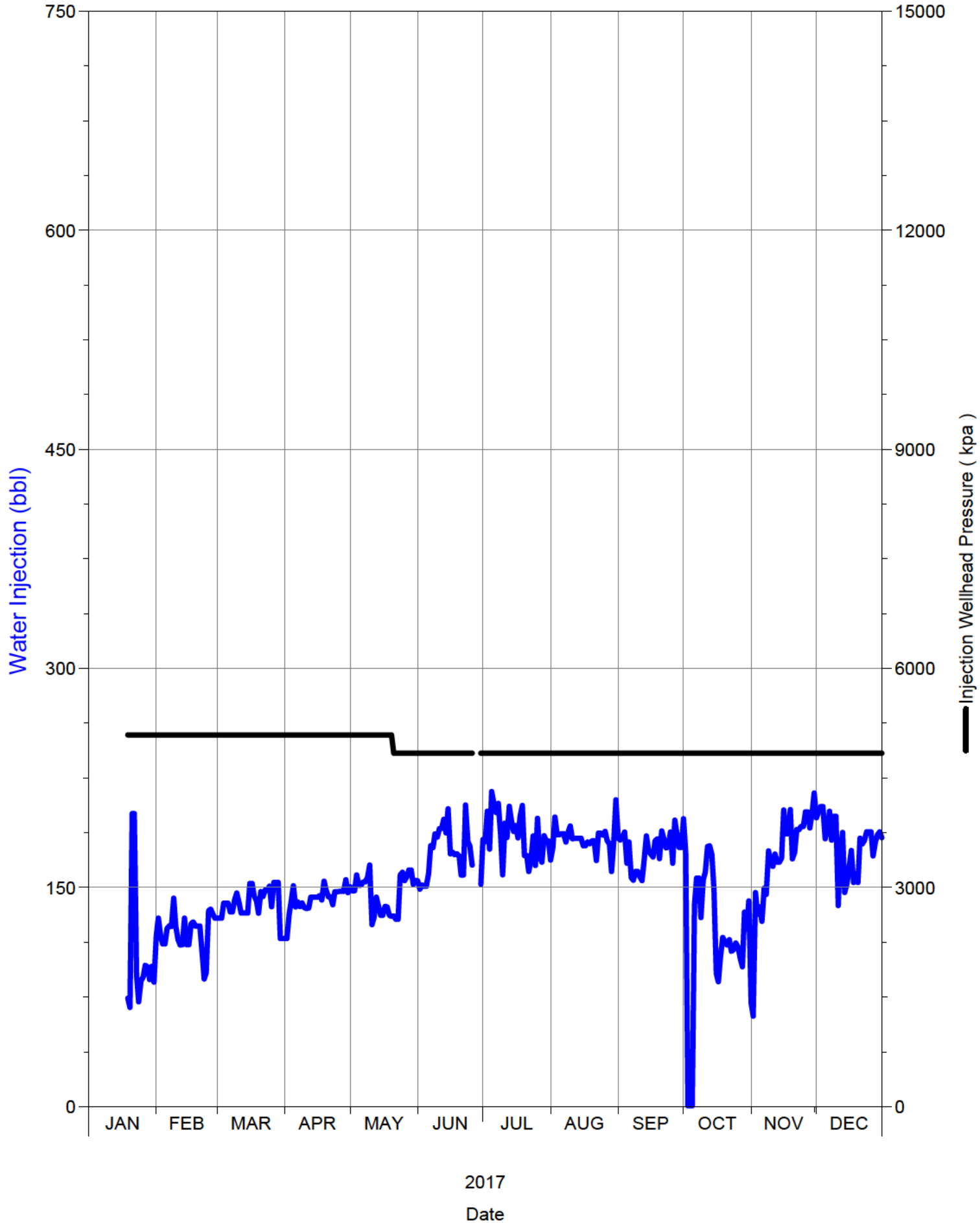
SPU 1



Daily Injection Rate and Pressure

00/10-09-002-29W1/0

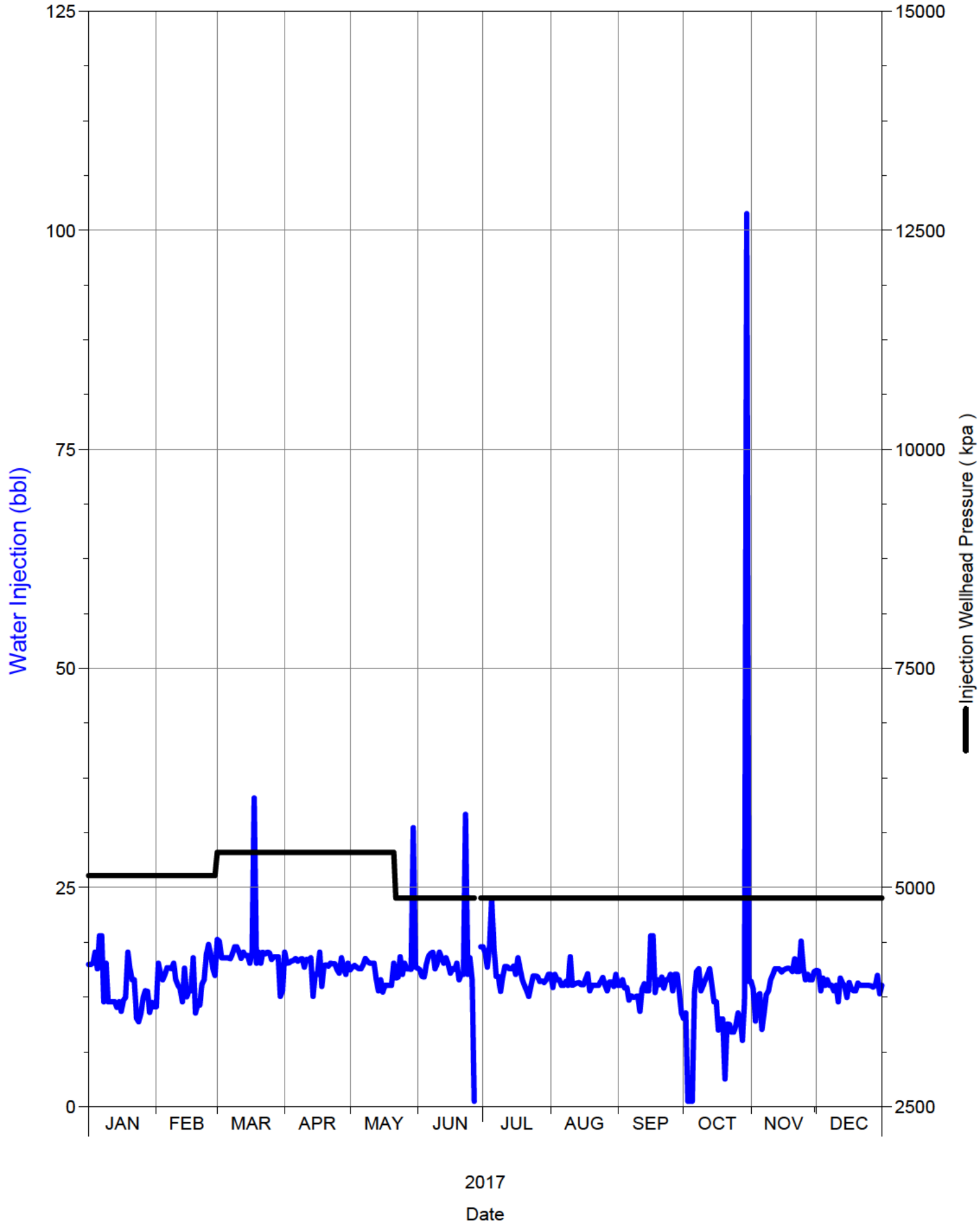
SPU 1



Daily Injection Rate and Pressure

00/10-16-002-29W1/0

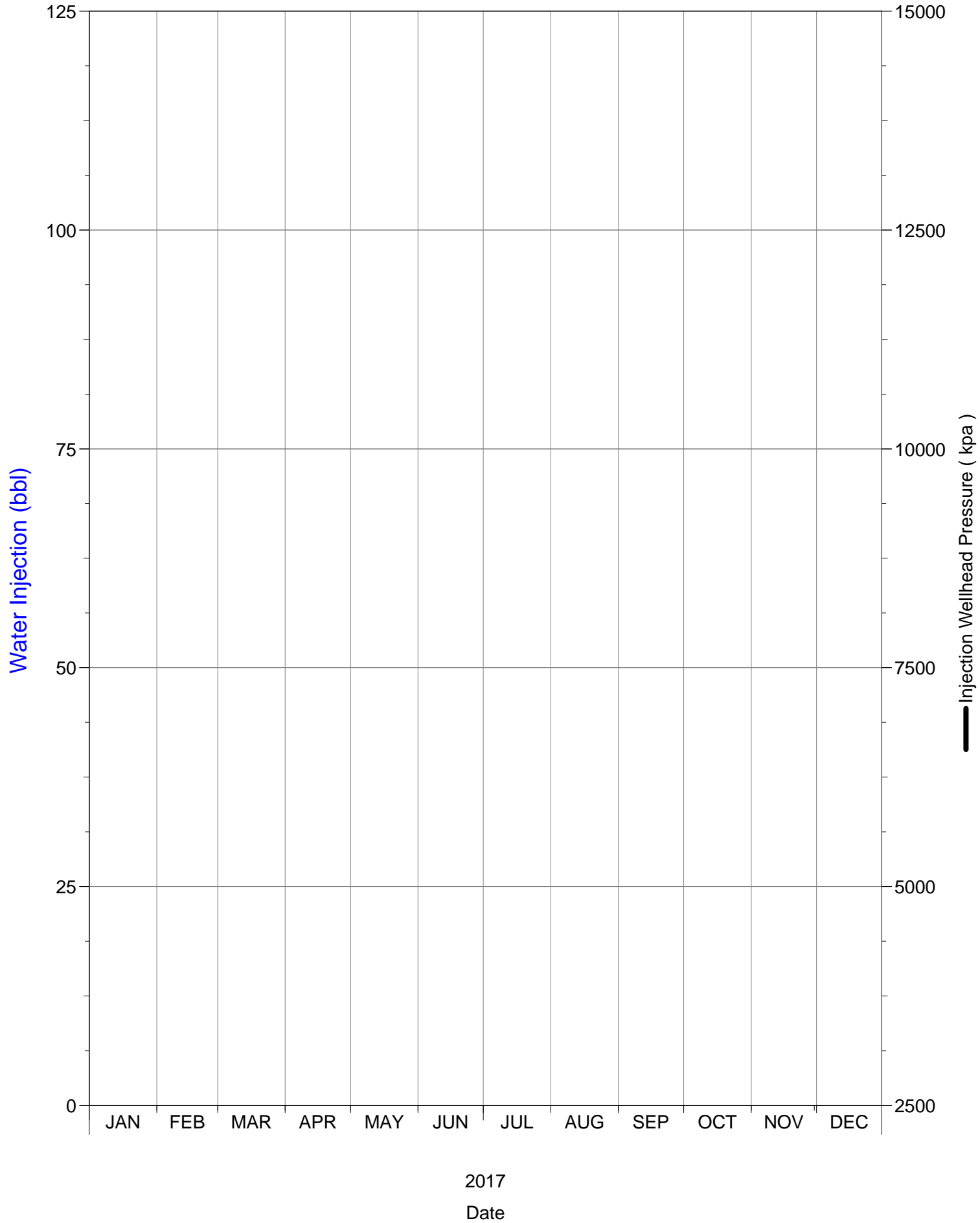
SPU 1



Daily Injection Rate and Pressure

00/10-17-002-29W1/0

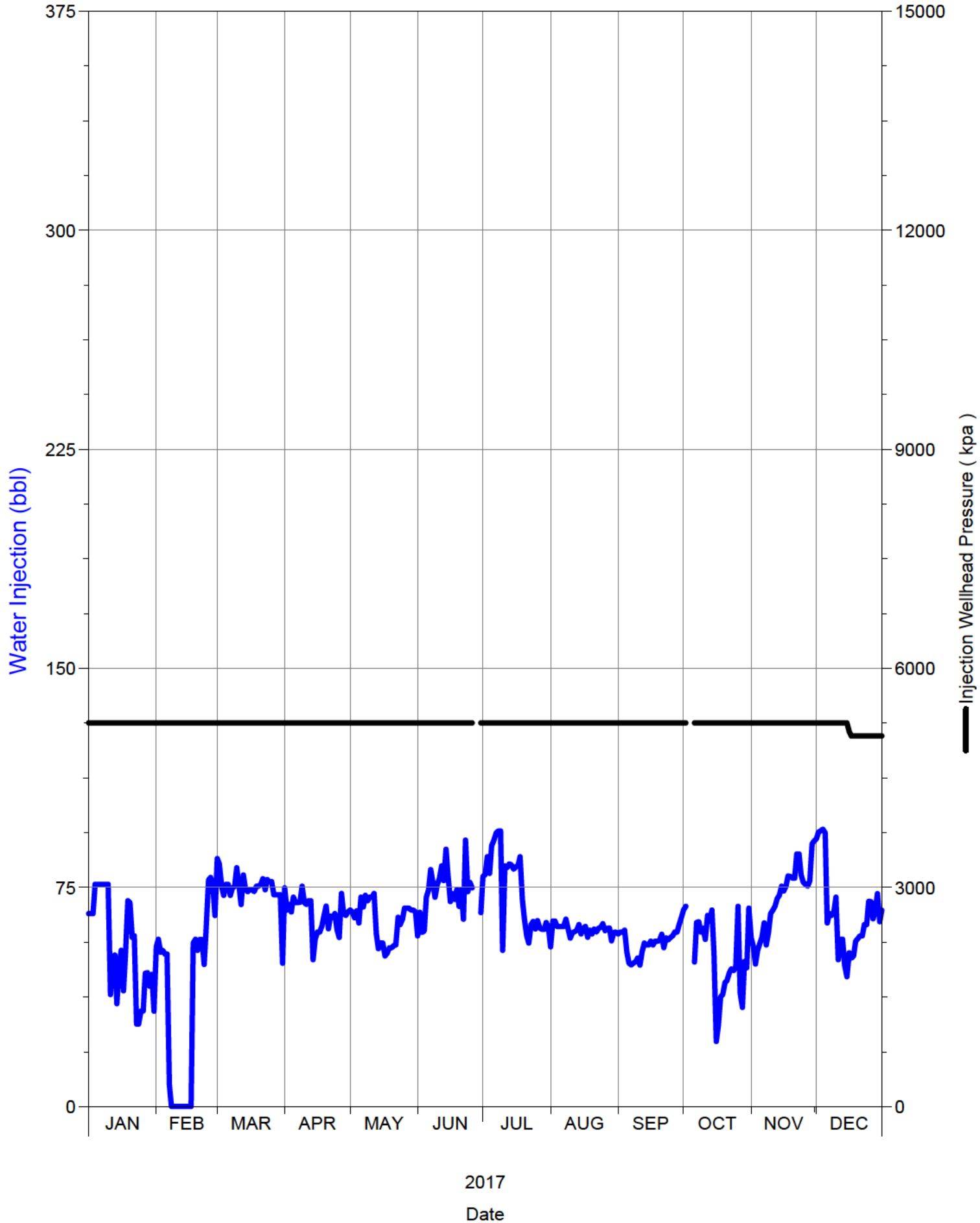
SPU 1



Daily Injection Rate and Pressure

00/11-09-002-29W1/0

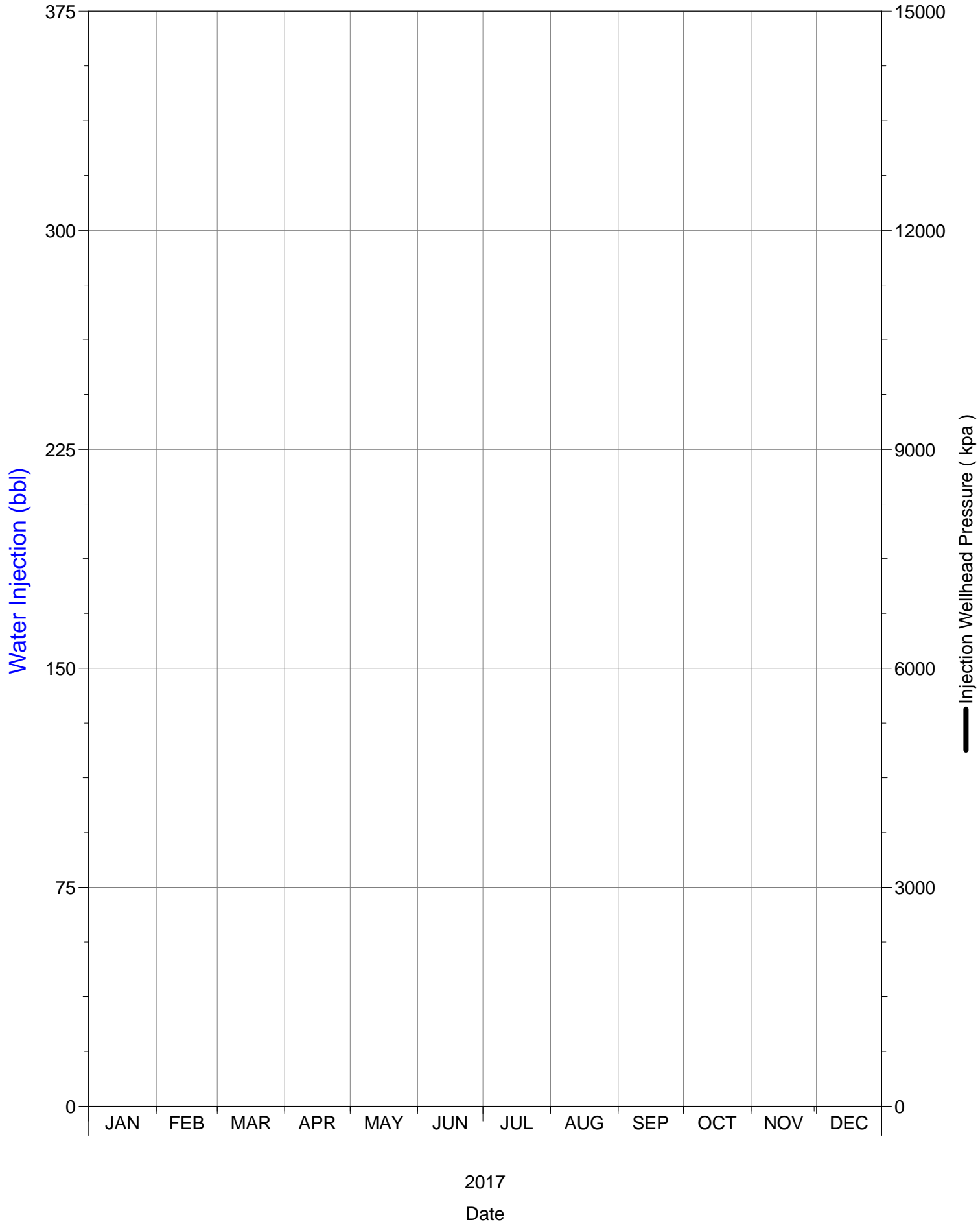
SPU 1



Daily Injection Rate and Pressure

00/11-16-002-29W1/0

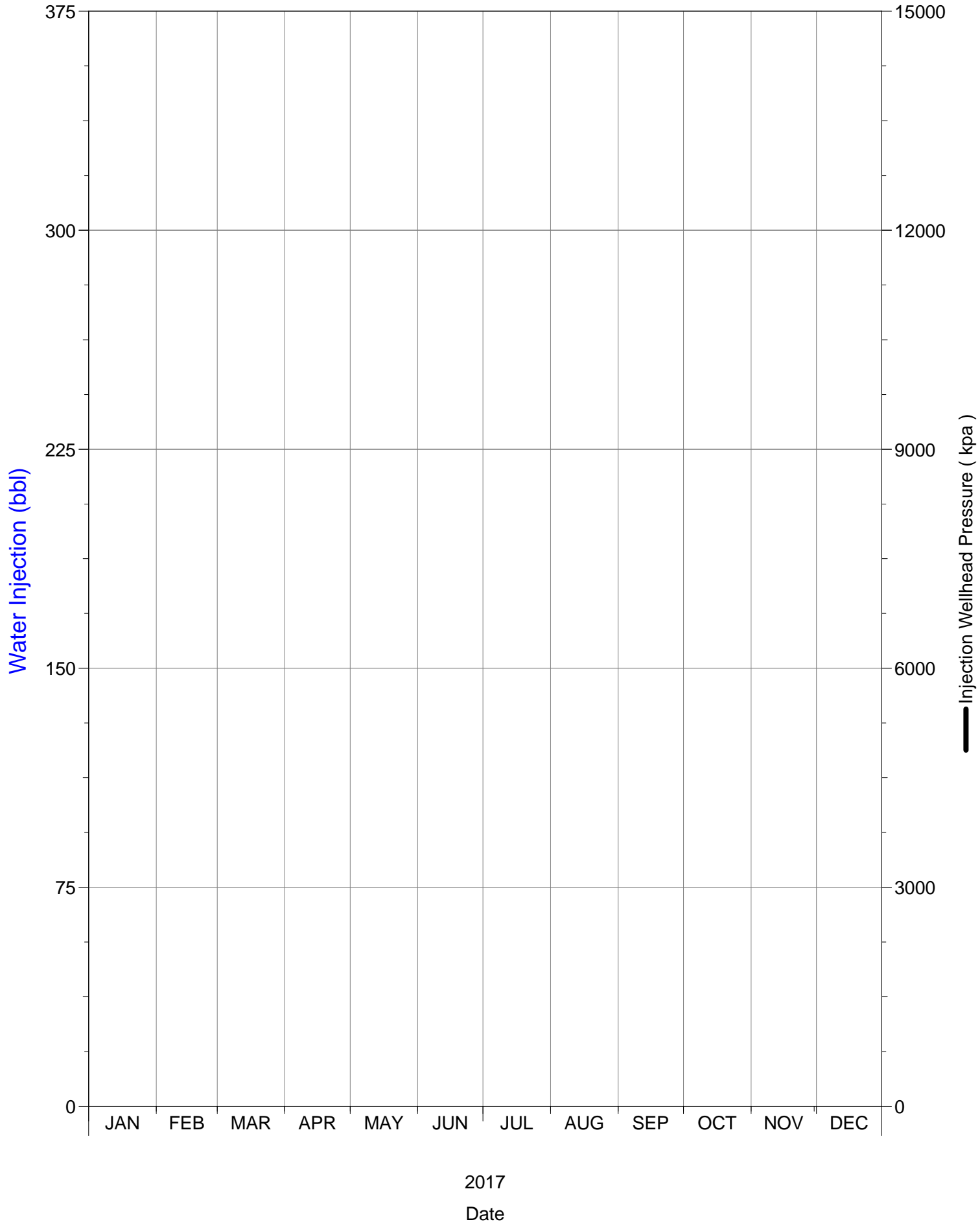
SPU 1



Daily Injection Rate and Pressure

00/11-17-002-29W1/0

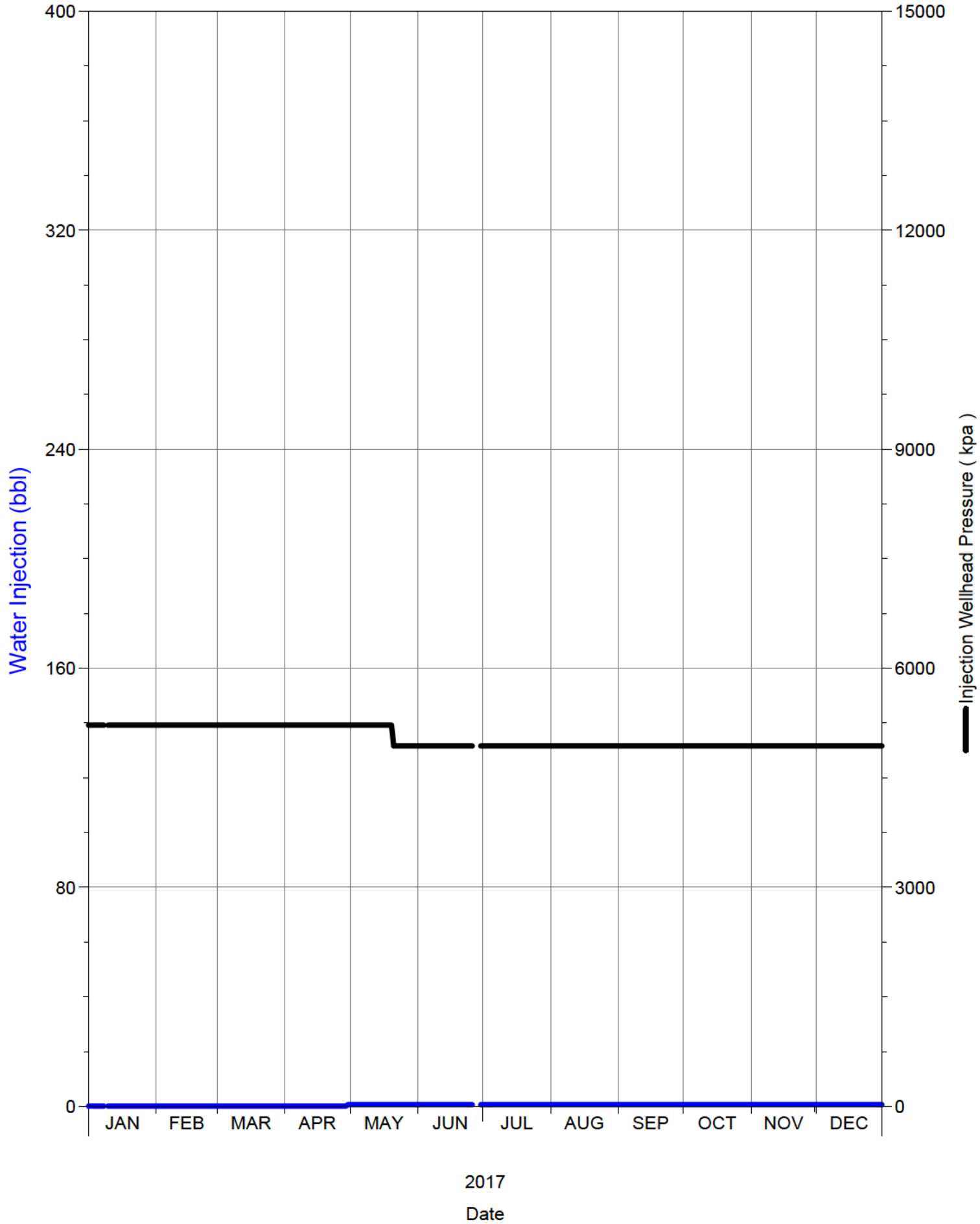
SPU 1



Daily Injection Rate and Pressure

00/12-04-002-29W1/0

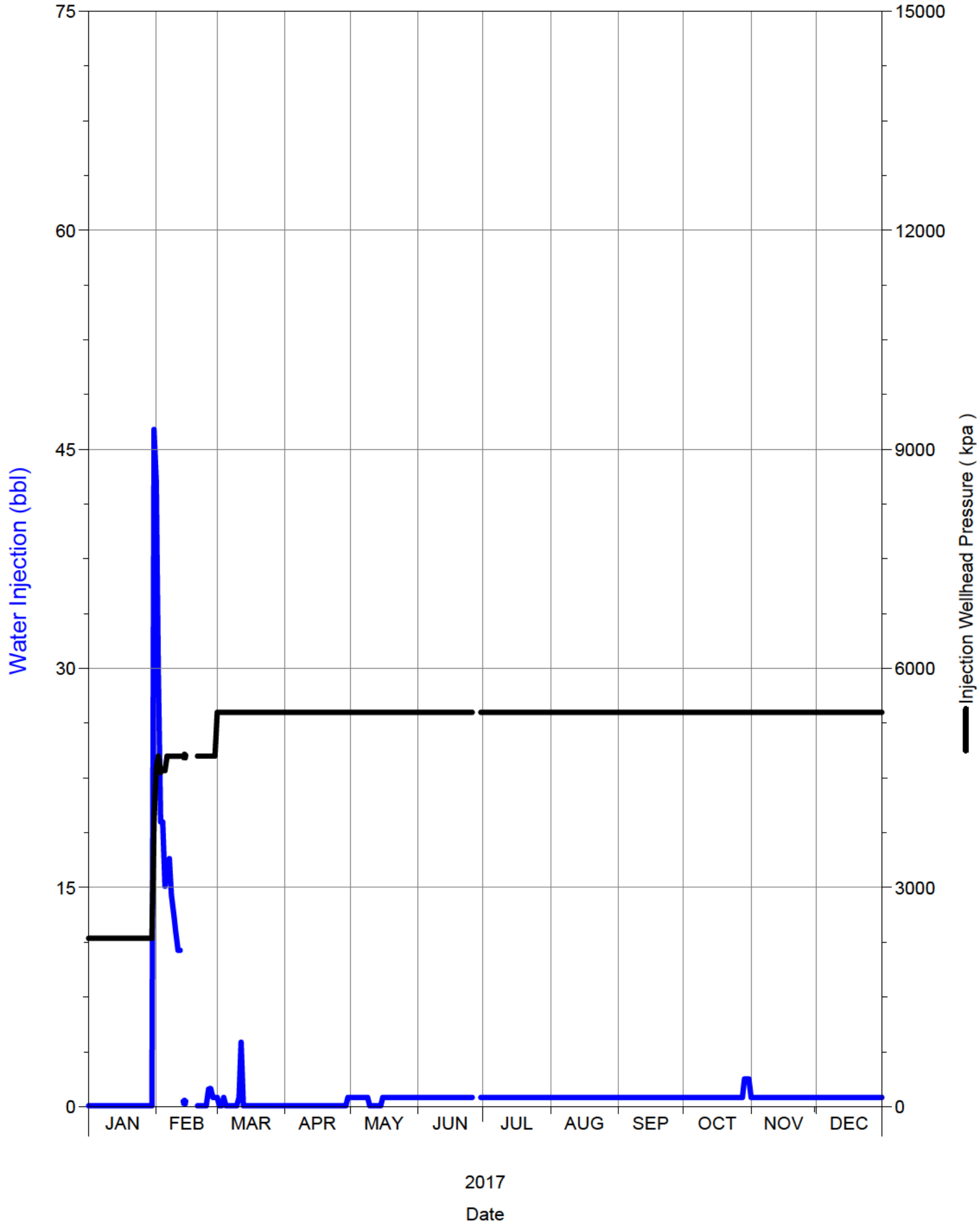
SPU 1



Daily Injection Rate and Pressure

00/12-08-002-29W1/0

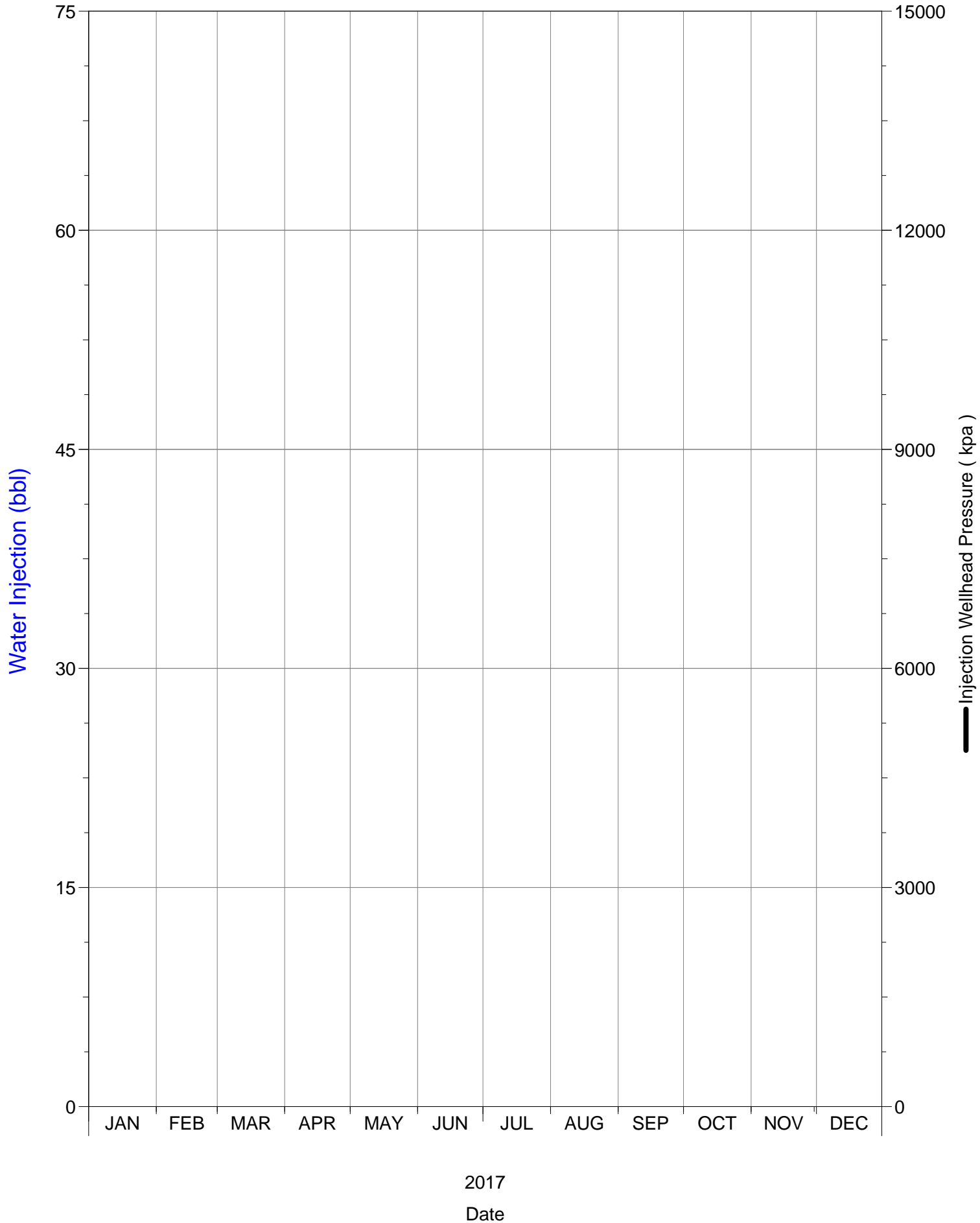
SPU 1



Daily Injection Rate and Pressure

00/12-09-002-29W1/0

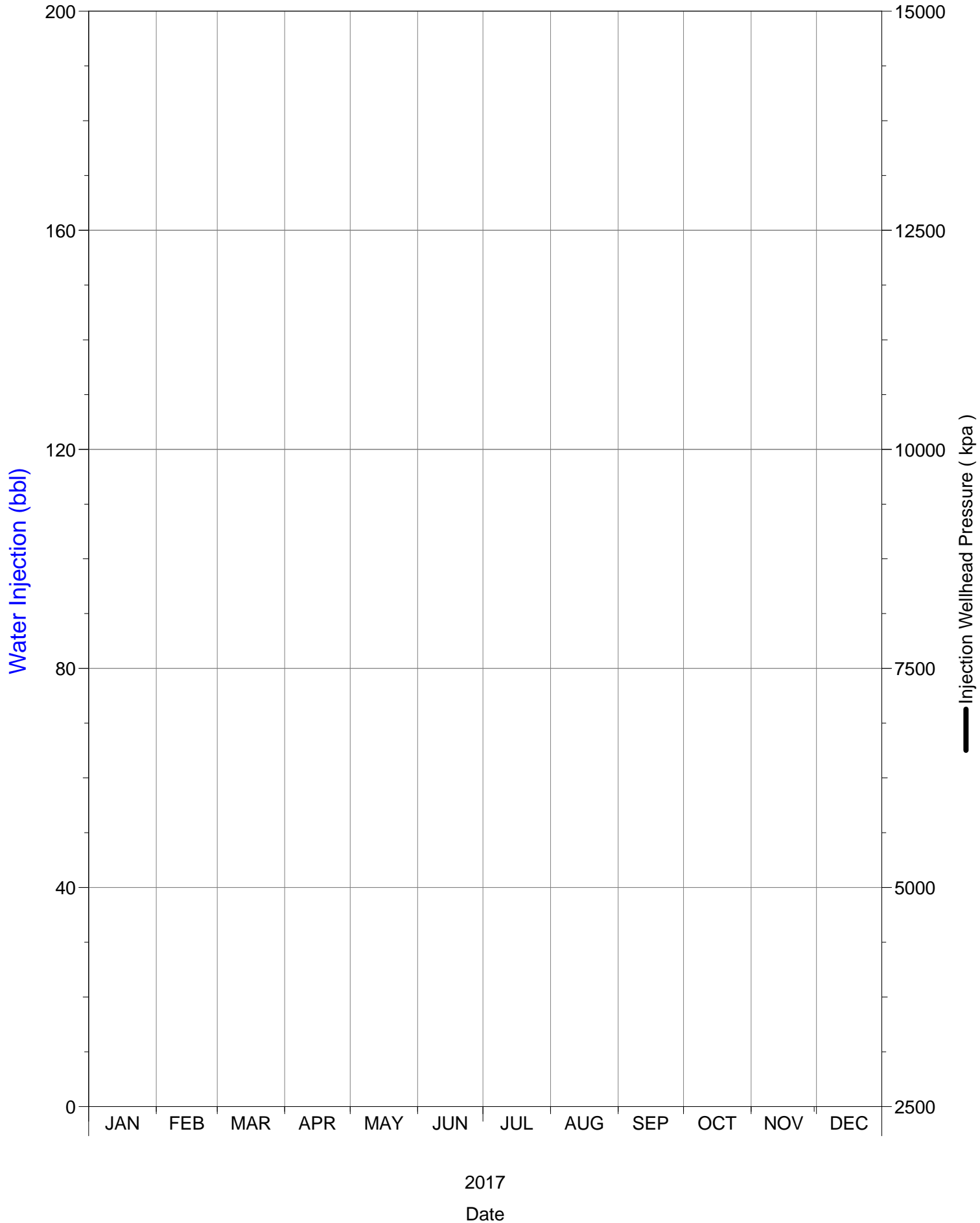
SPU 1



Daily Injection Rate and Pressure

00/12-16-002-29W1/0

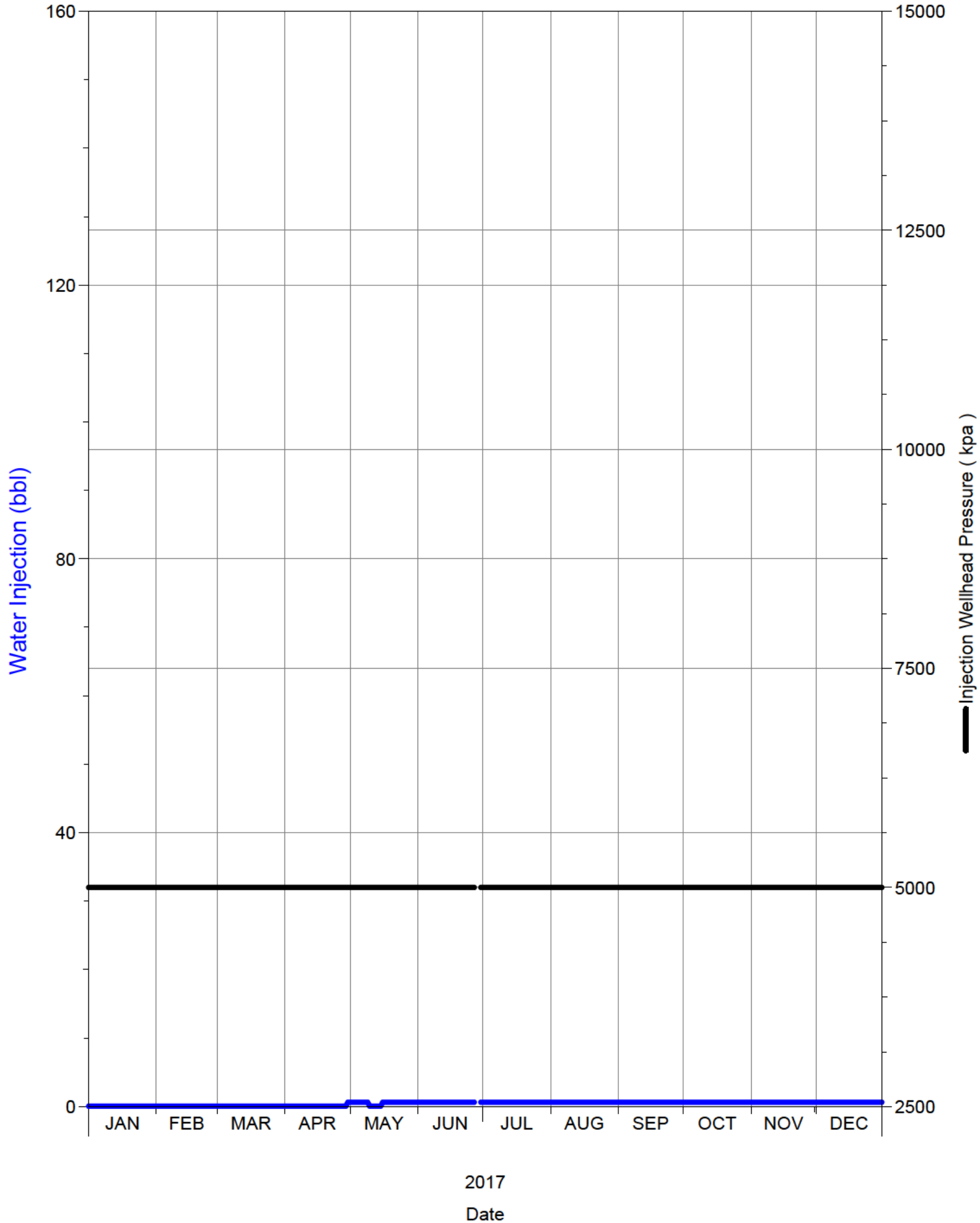
SPU 1



Daily Injection Rate and Pressure

00/12-17-002-29W1/0

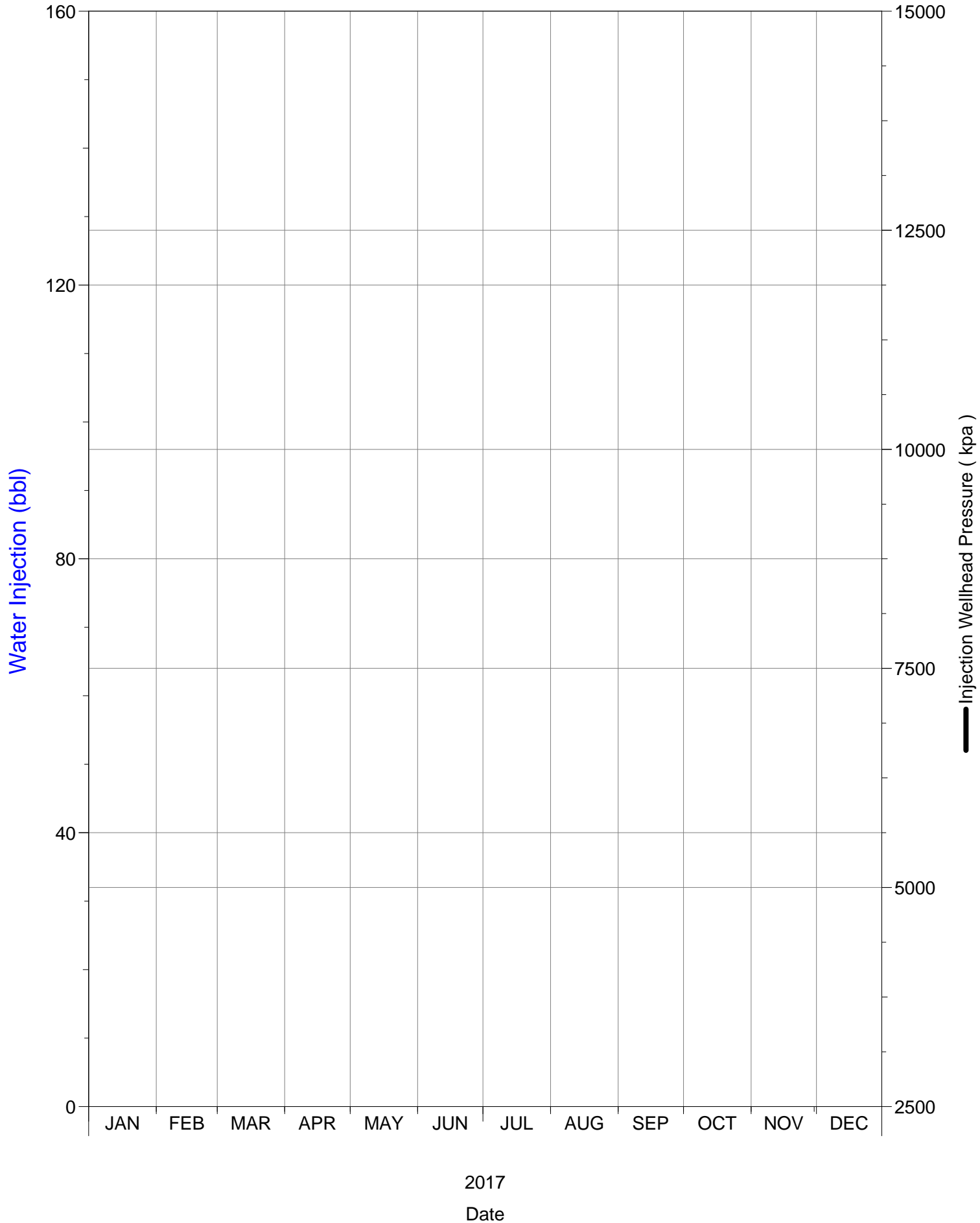
SPU 1



Daily Injection Rate and Pressure

00/13-04-002-29W1/0

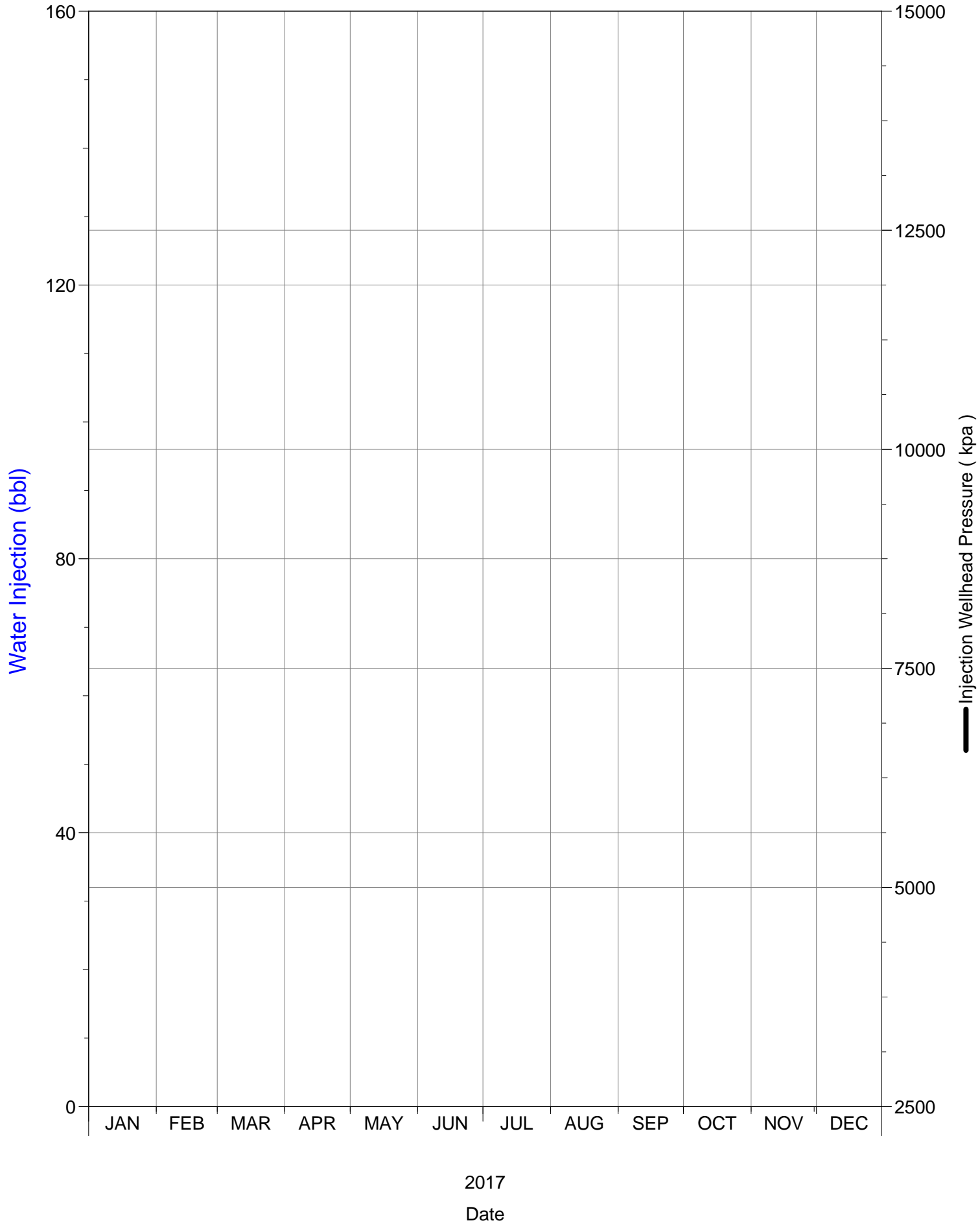
SPU 1



Daily Injection Rate and Pressure

00/13-08-002-29W1/0

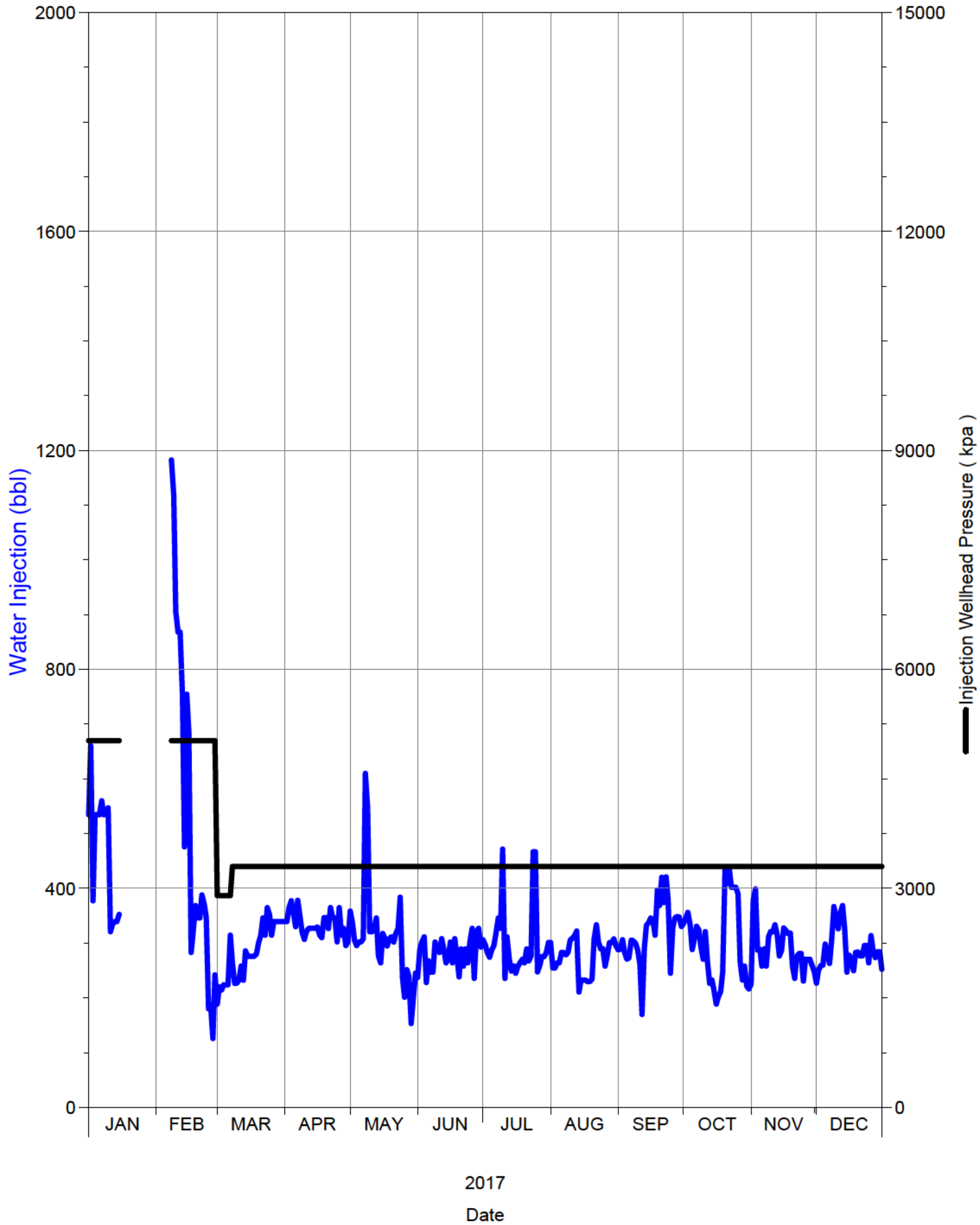
SPU 1



Daily Injection Rate and Pressure

00/13-09-002-29W1/0

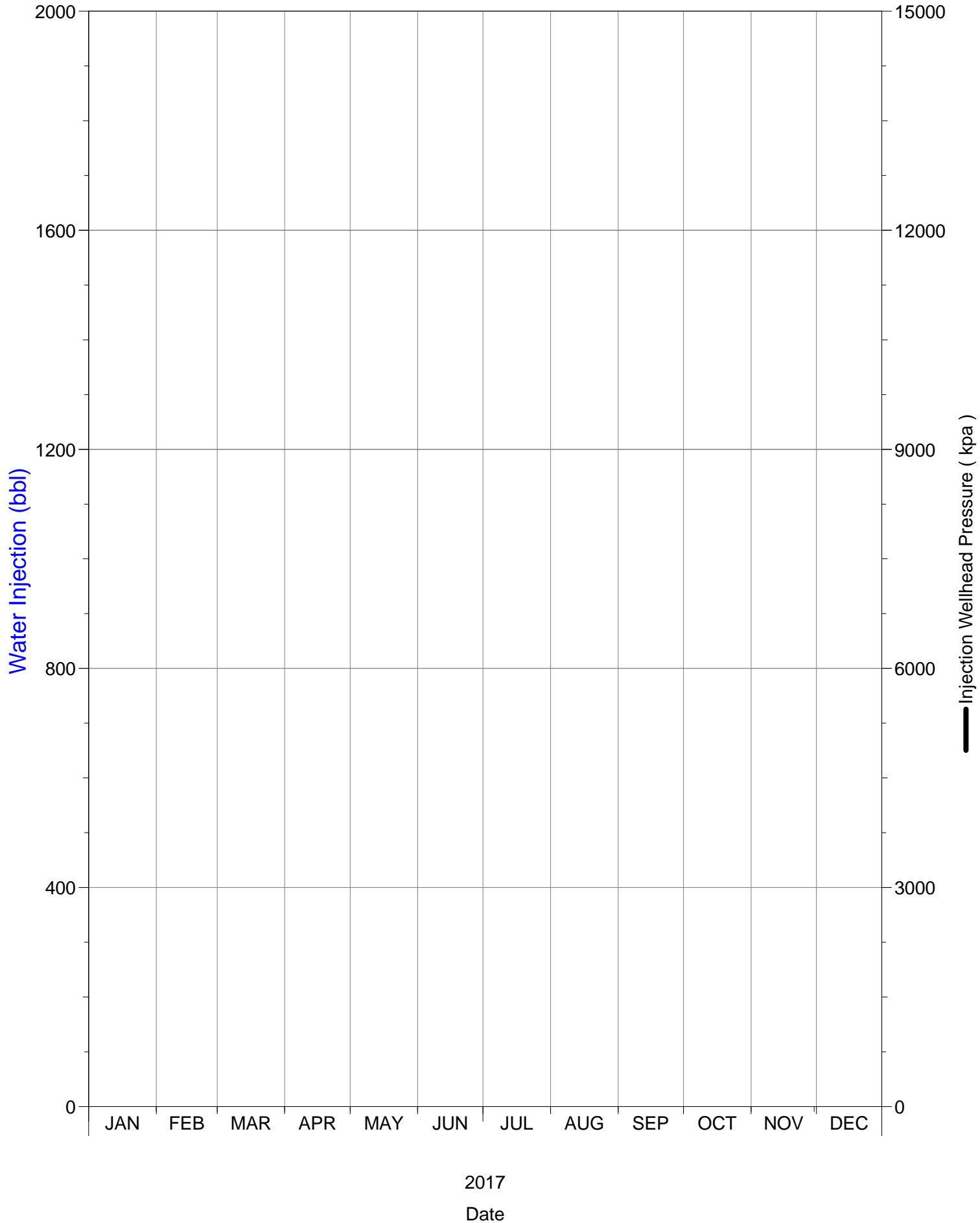
SPU 1



Daily Injection Rate and Pressure

00/13-16-002-29W1/0

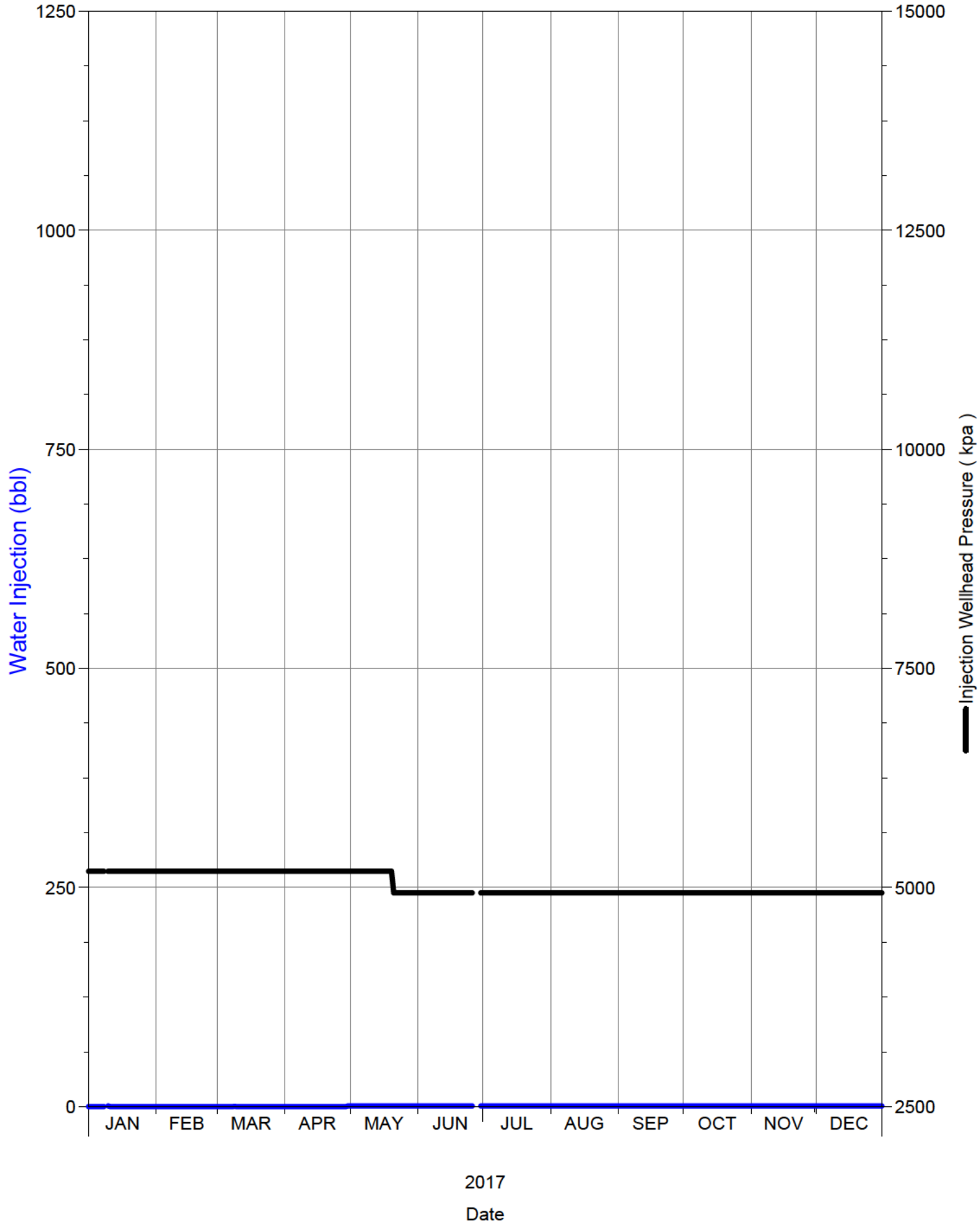
SPU 1



Daily Injection Rate and Pressure

00/14-04-002-29W1/0

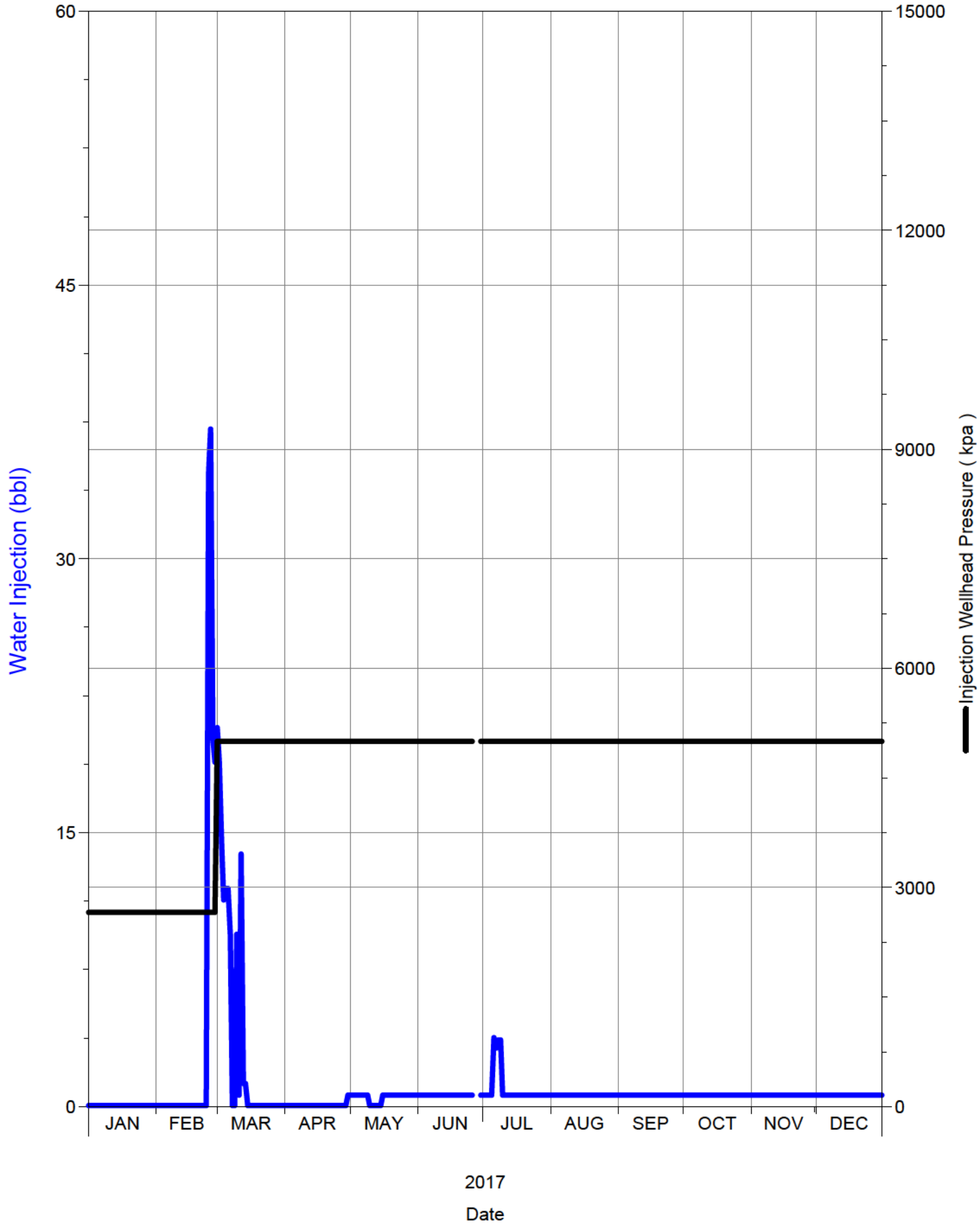
SPU 1



Daily Injection Rate and Pressure

00/14-08-002-29W1/0

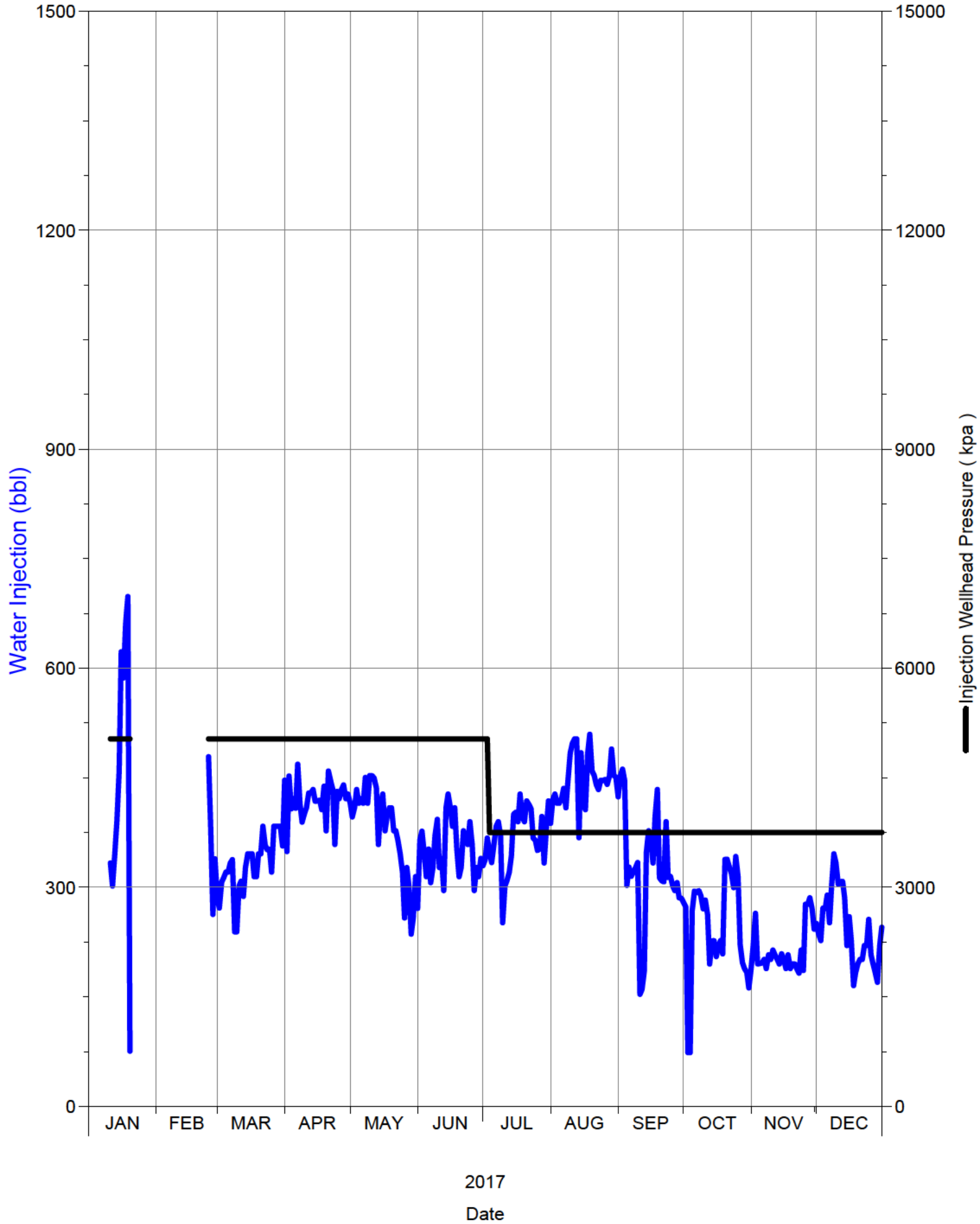
SPU 1



Daily Injection Rate and Pressure

00/14-09-002-29W1/0

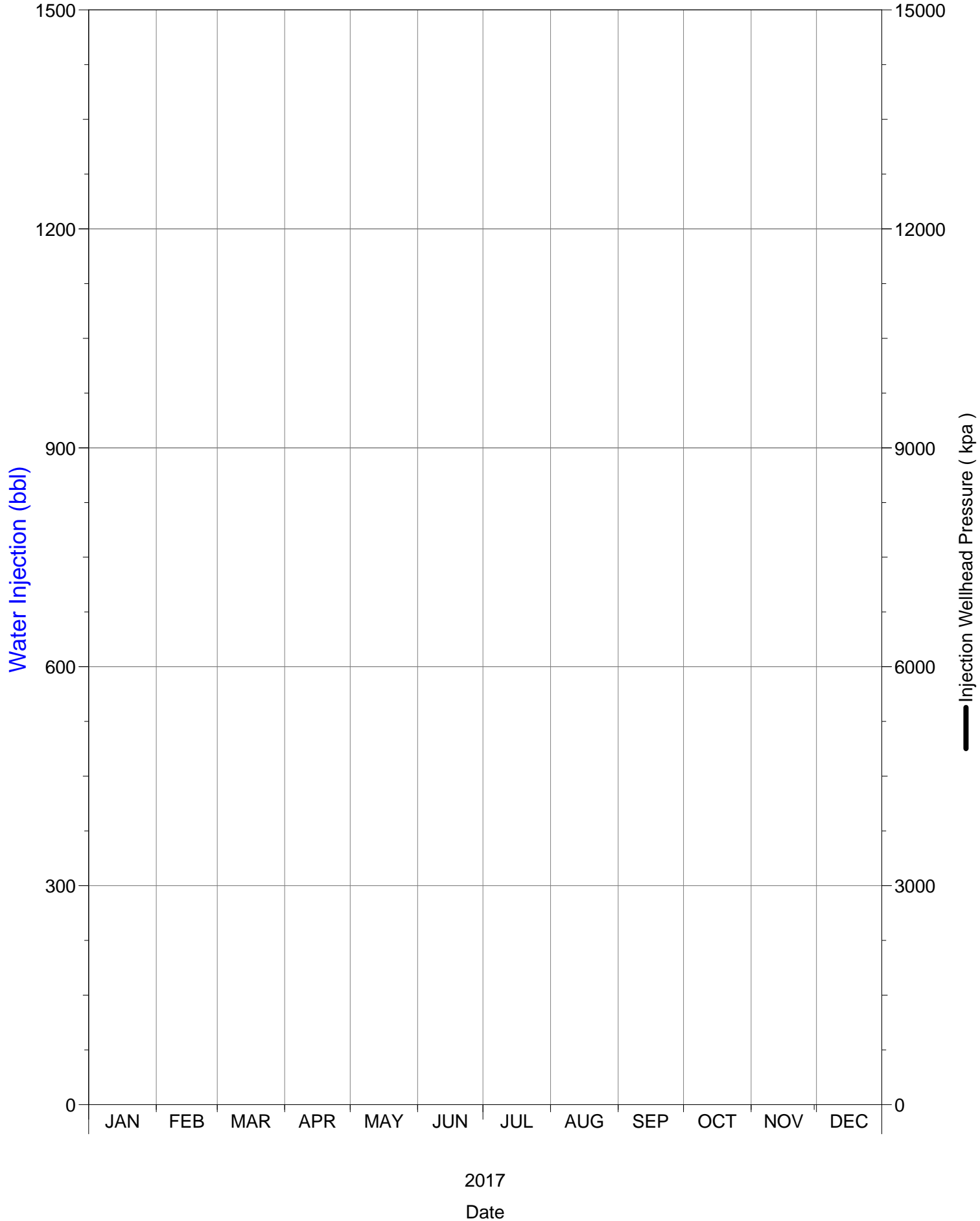
SPU 1



Daily Injection Rate and Pressure

00/14-16-002-29W1/0

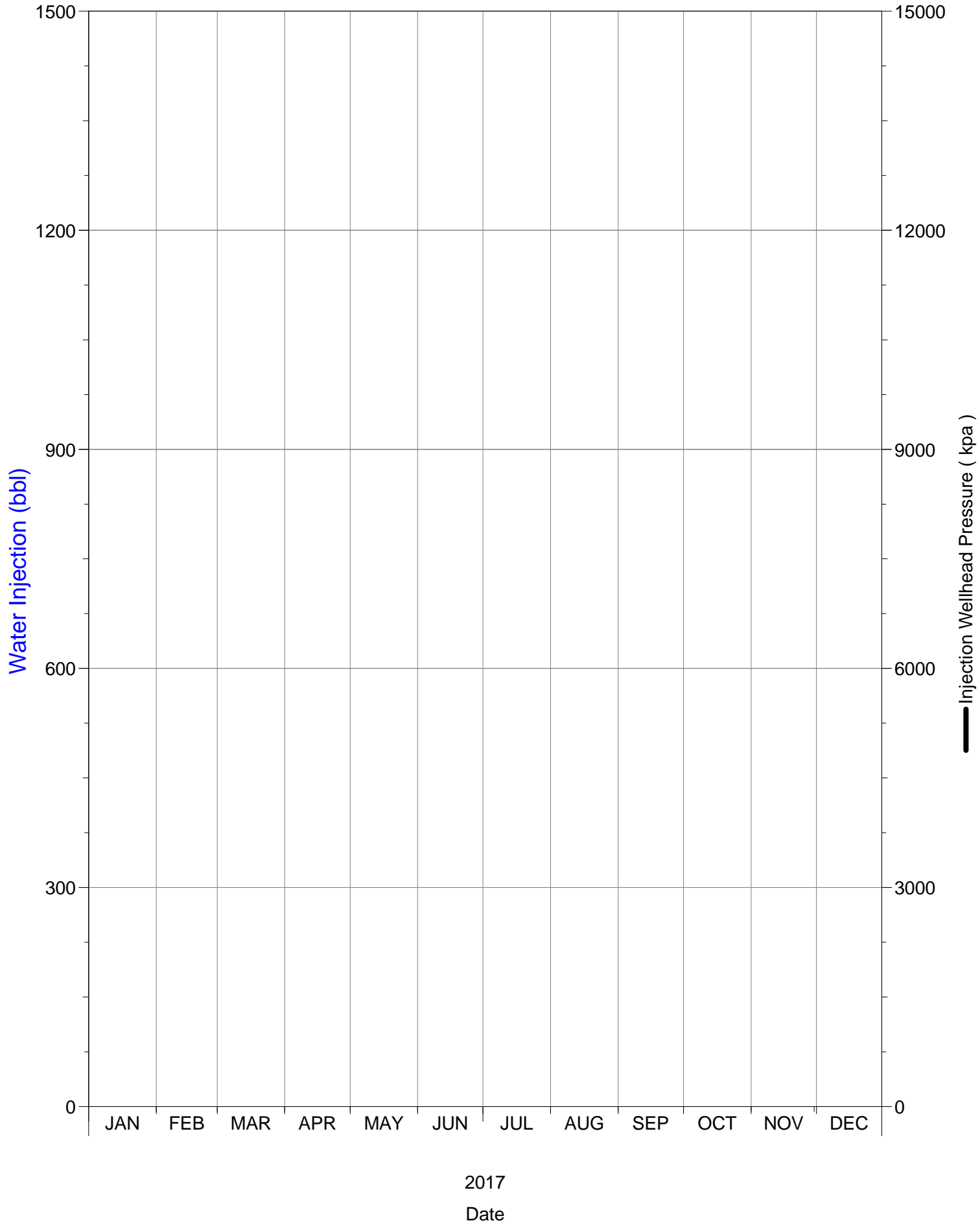
SPU 1



Daily Injection Rate and Pressure

00/14-17-002-29W1/0

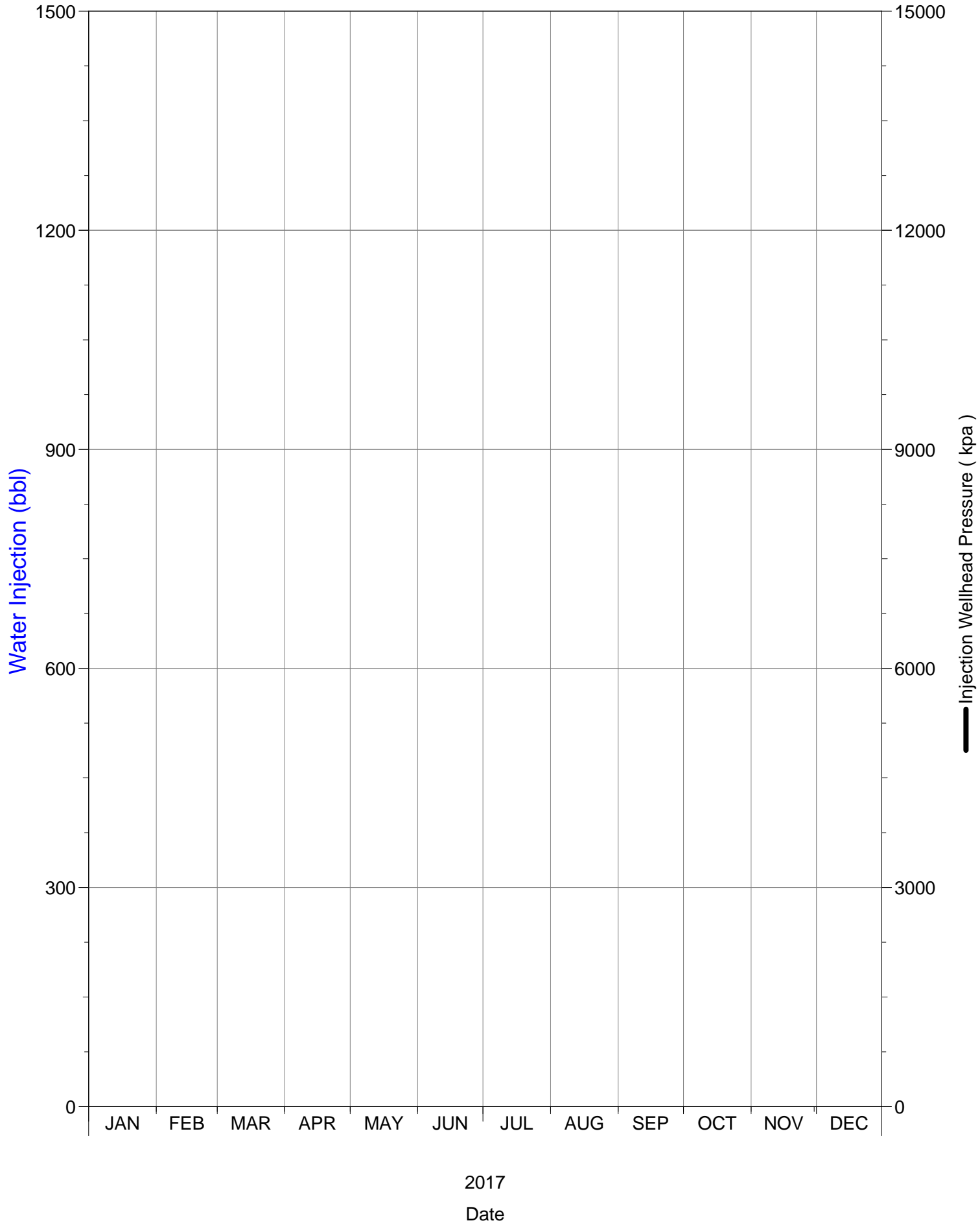
SPU 1



Daily Injection Rate and Pressure

00/15-04-002-29W1/0

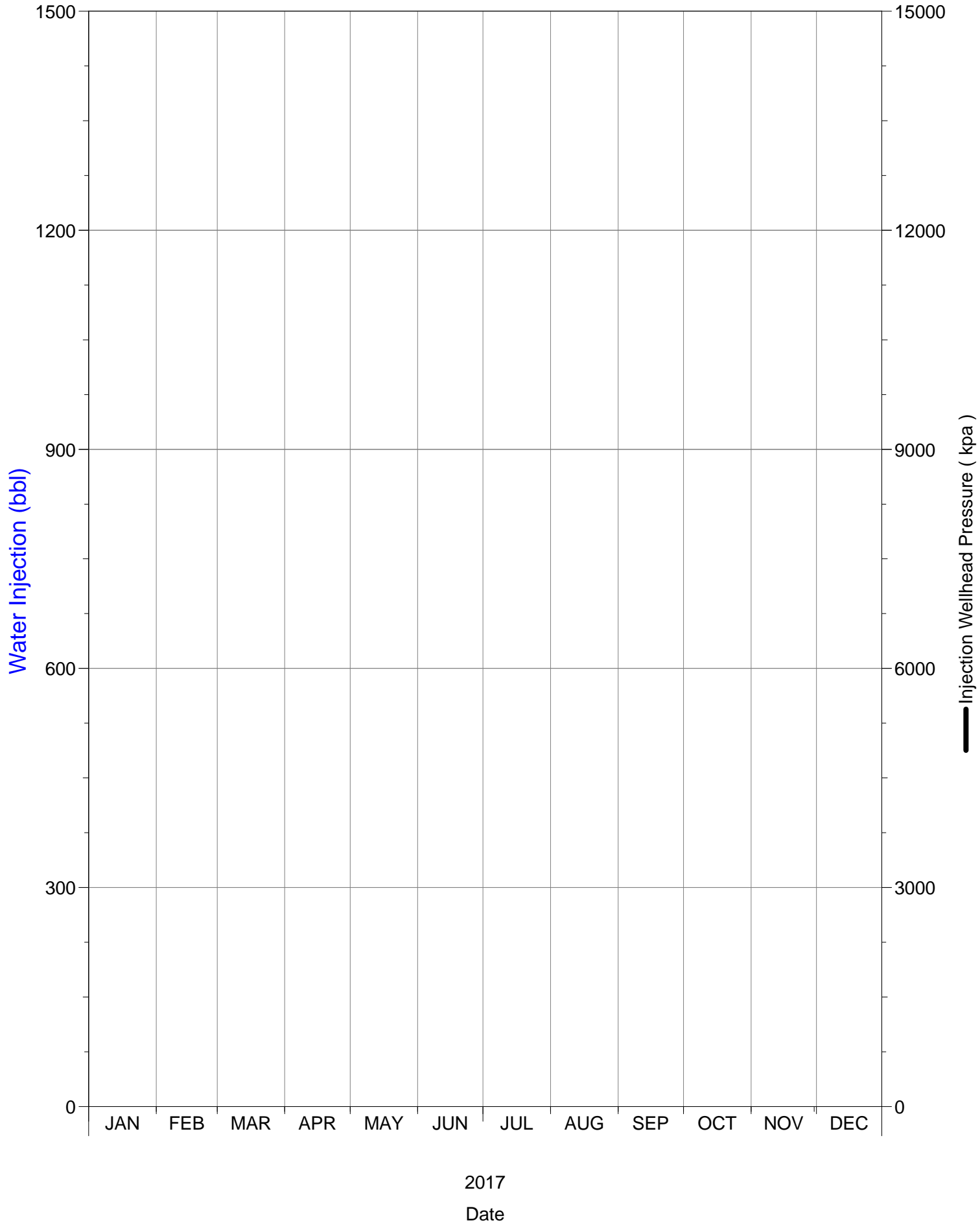
SPU 1



Daily Injection Rate and Pressure

00/15-08-002-29W1/0

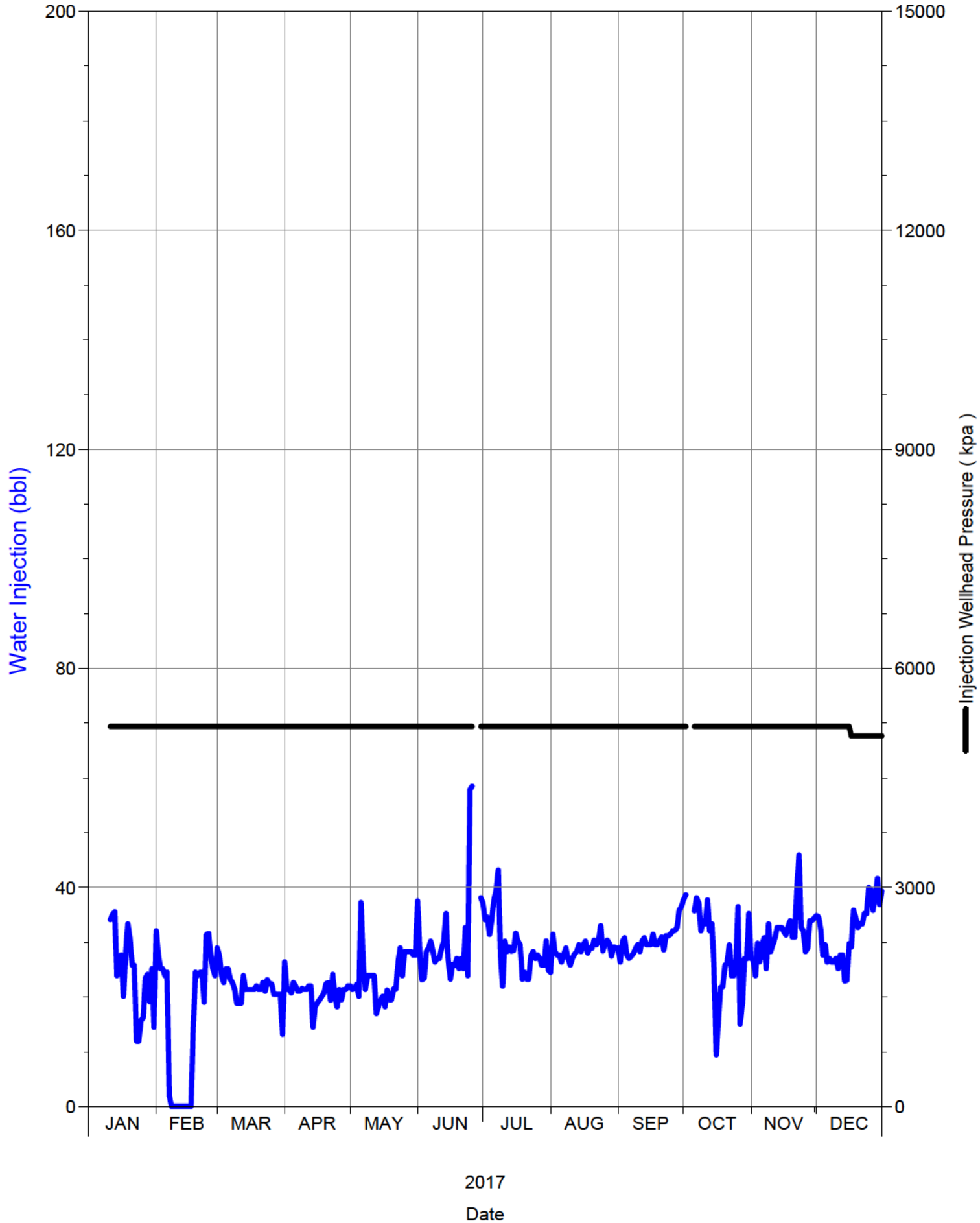
SPU 1



Daily Injection Rate and Pressure

00/15-09-002-29W1/0

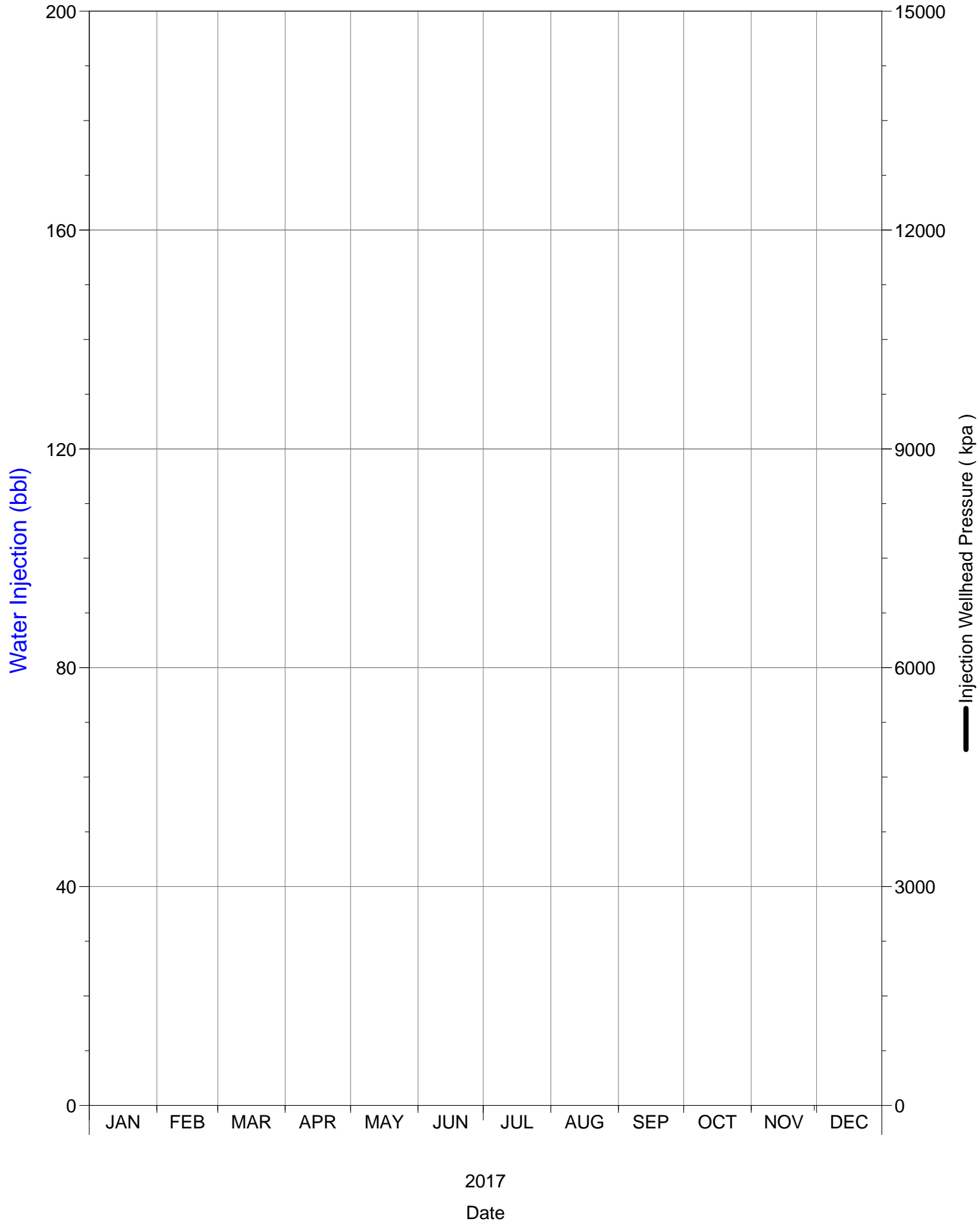
SPU 1



Daily Injection Rate and Pressure

00/15-16-002-29W1/0

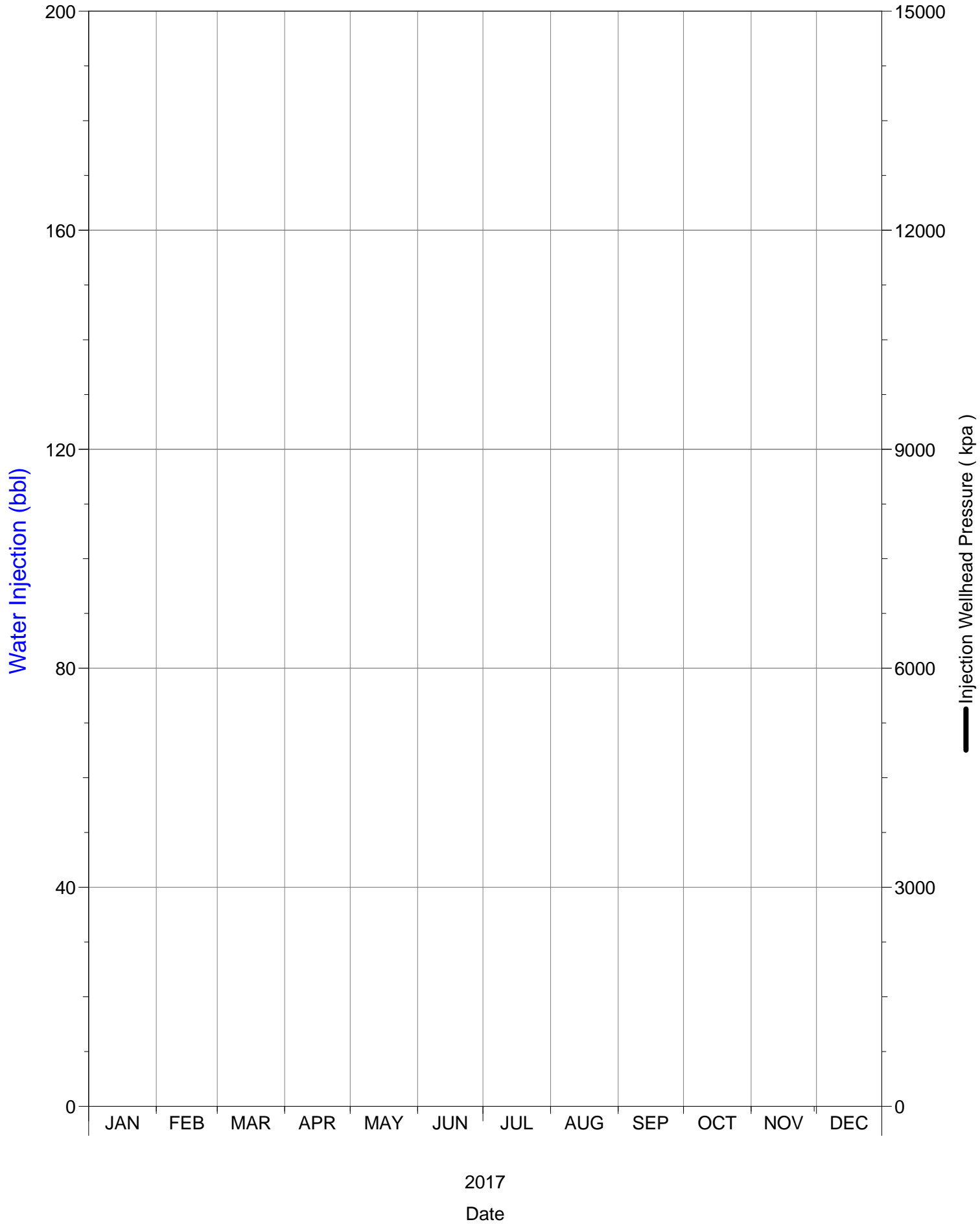
SPU 1



Daily Injection Rate and Pressure

00/15-17-002-29W1/0

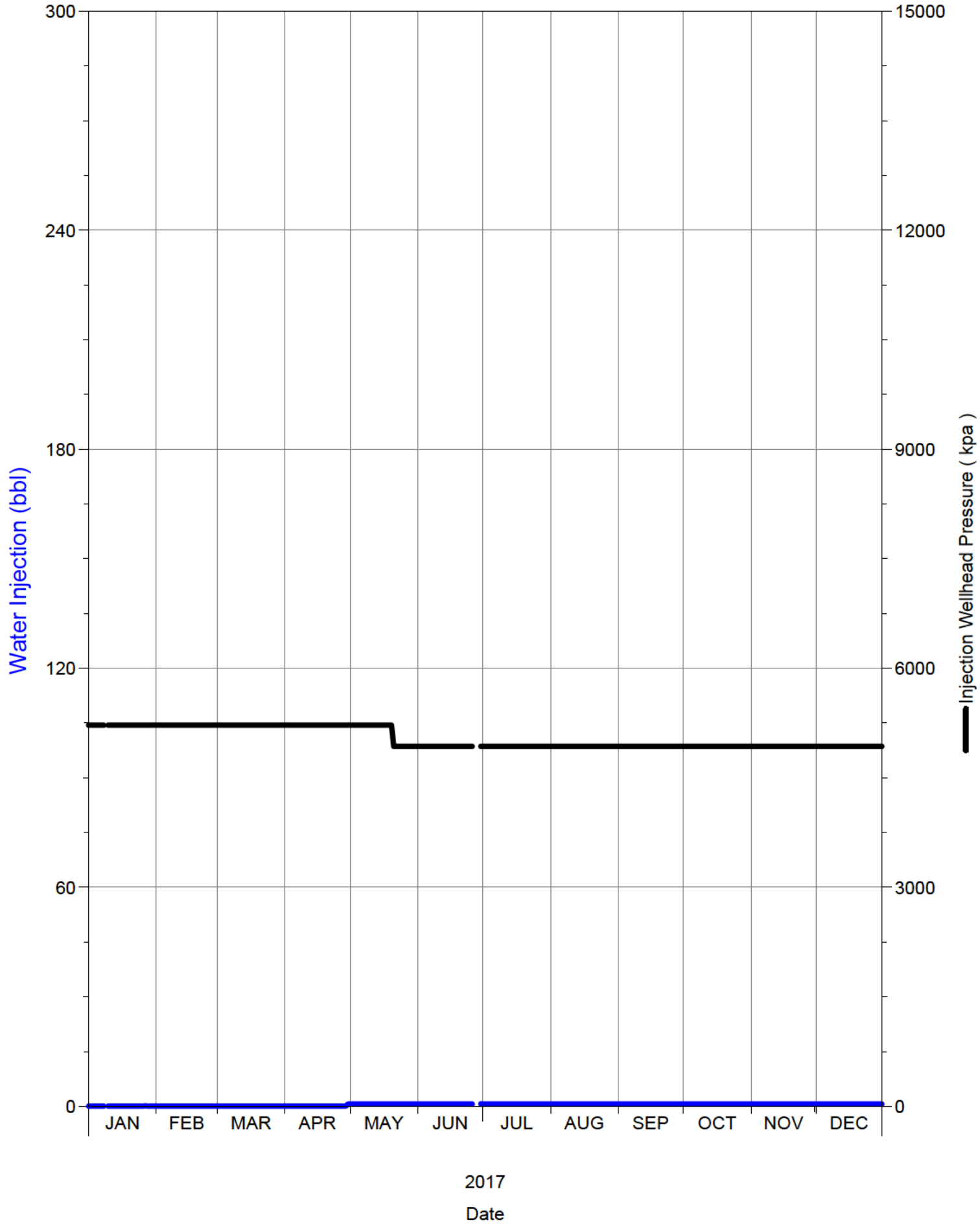
SPU 1



Daily Injection Rate and Pressure

00/16-04-002-29W1/0

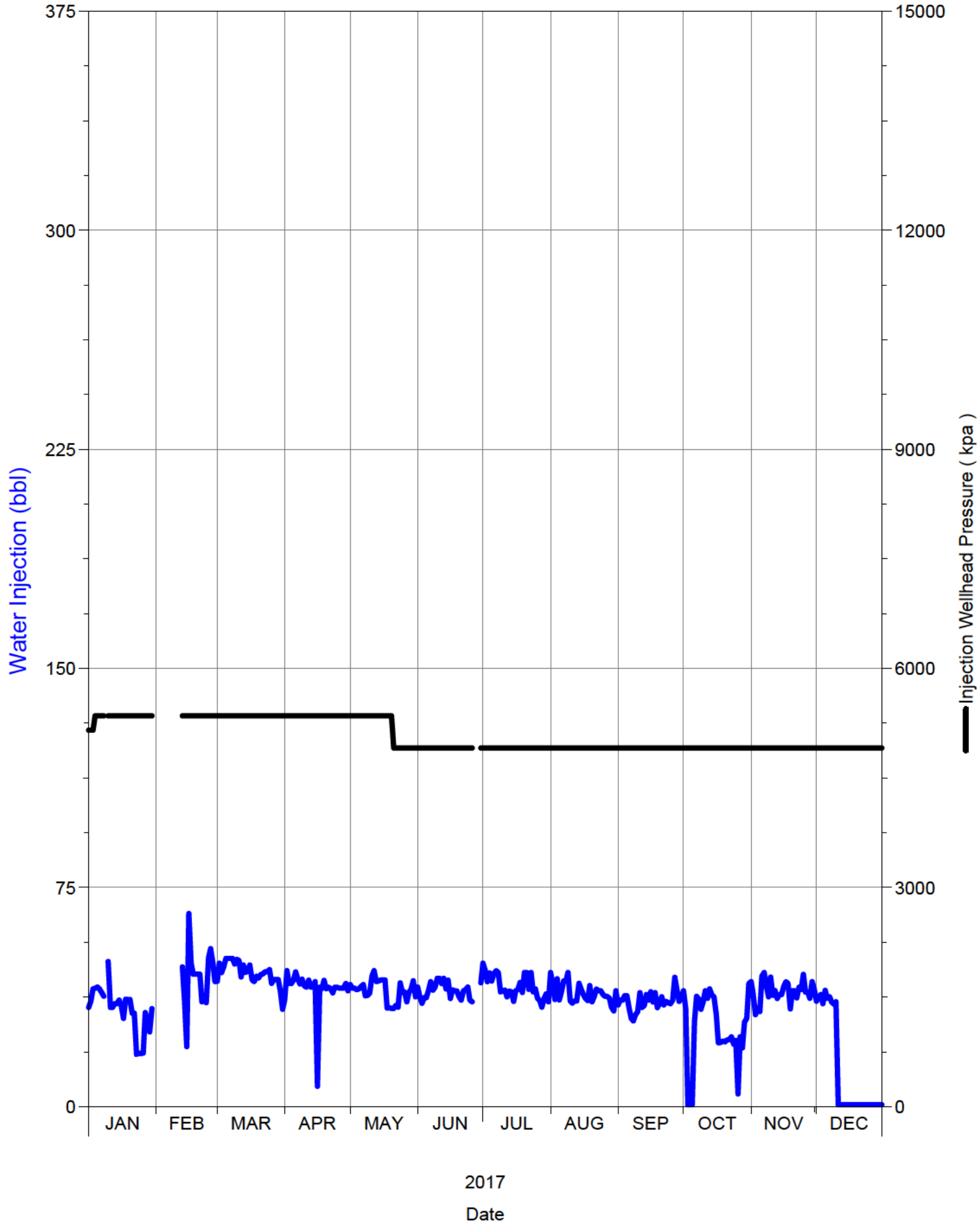
SPU 1



Daily Injection Rate and Pressure

00/16-05-002-29W1/0

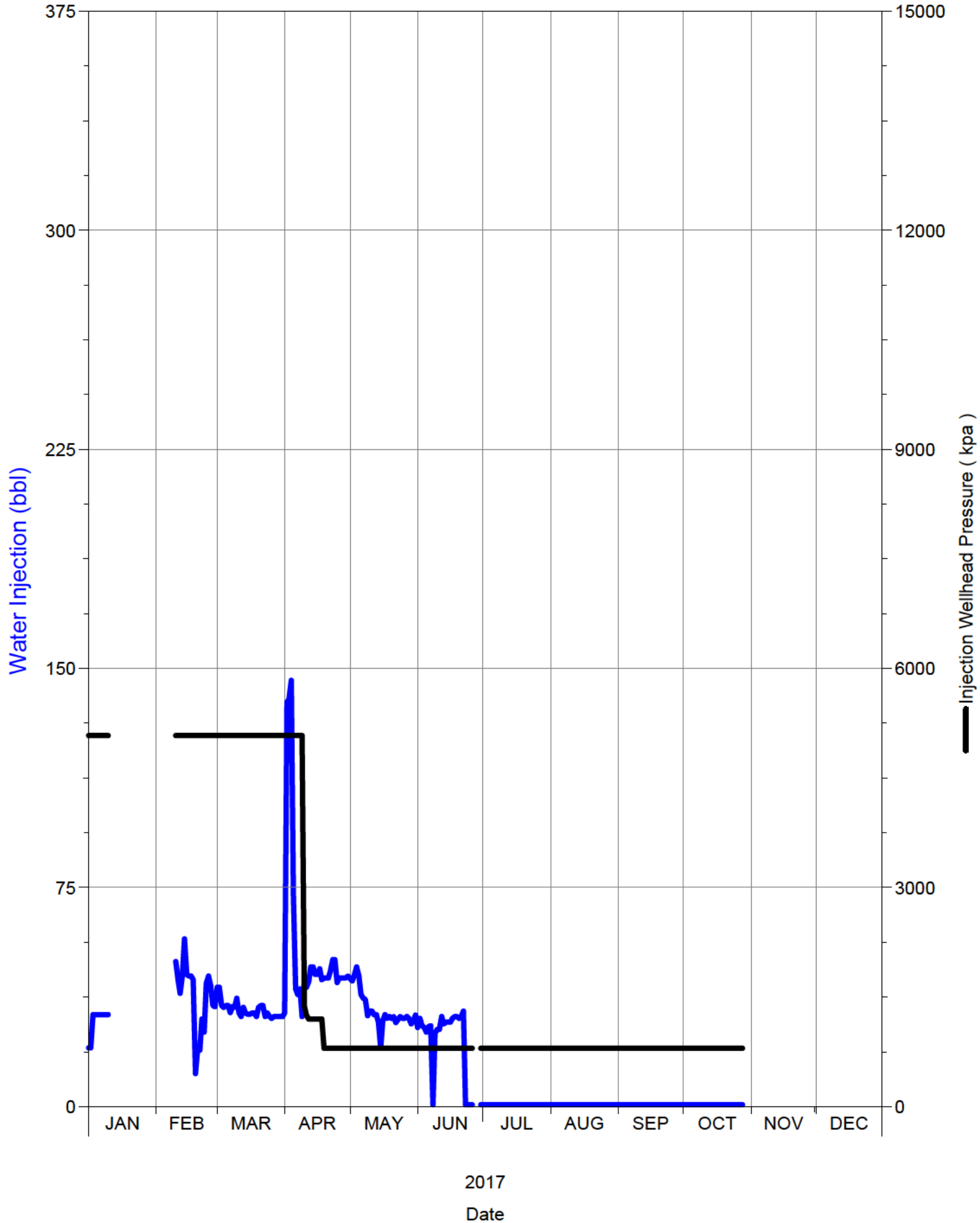
SPU 1



Daily Injection Rate and Pressure

00/16-08-002-29W1/0

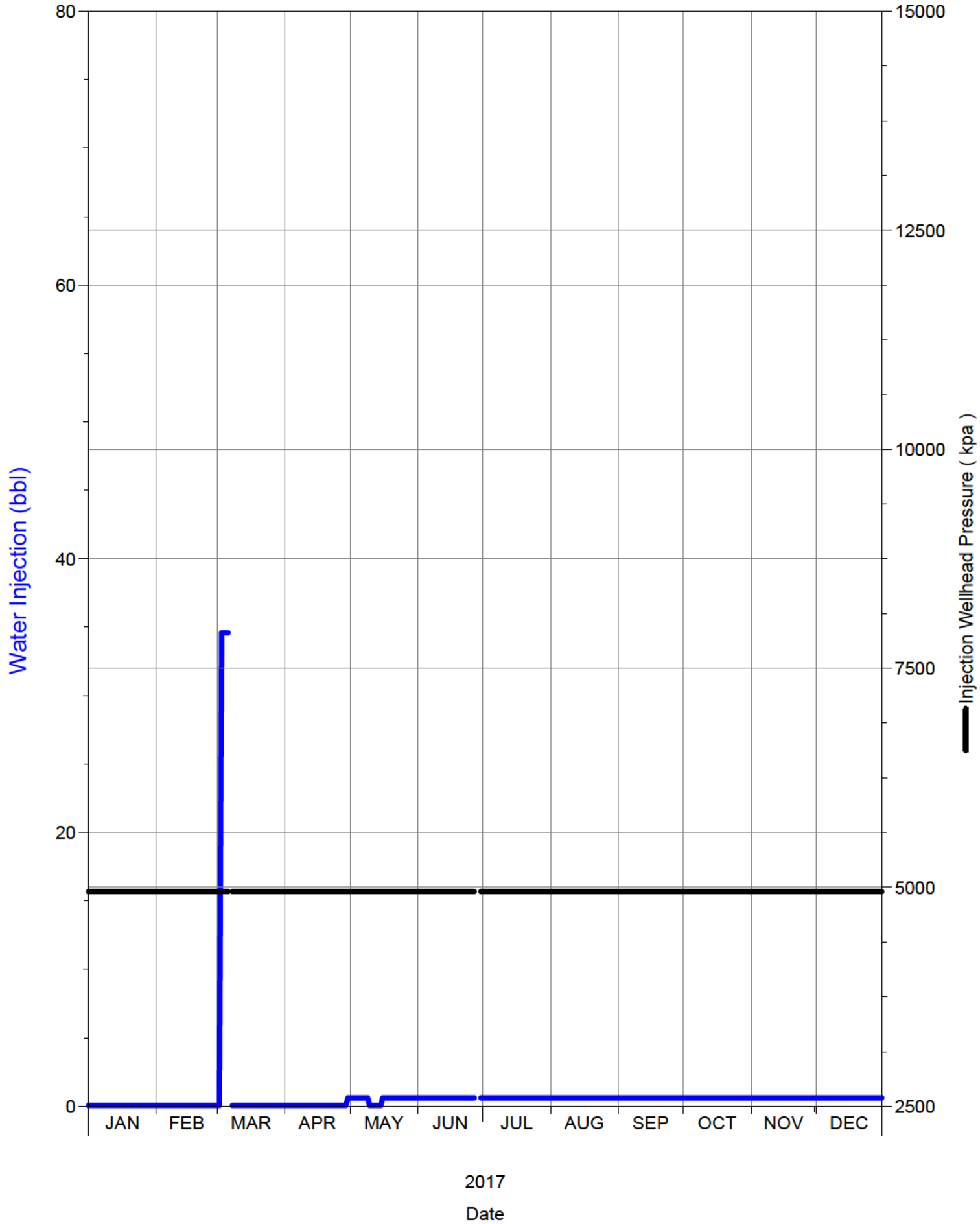
SPU 1



Daily Injection Rate and Pressure

00/16-18-002-29W1/0

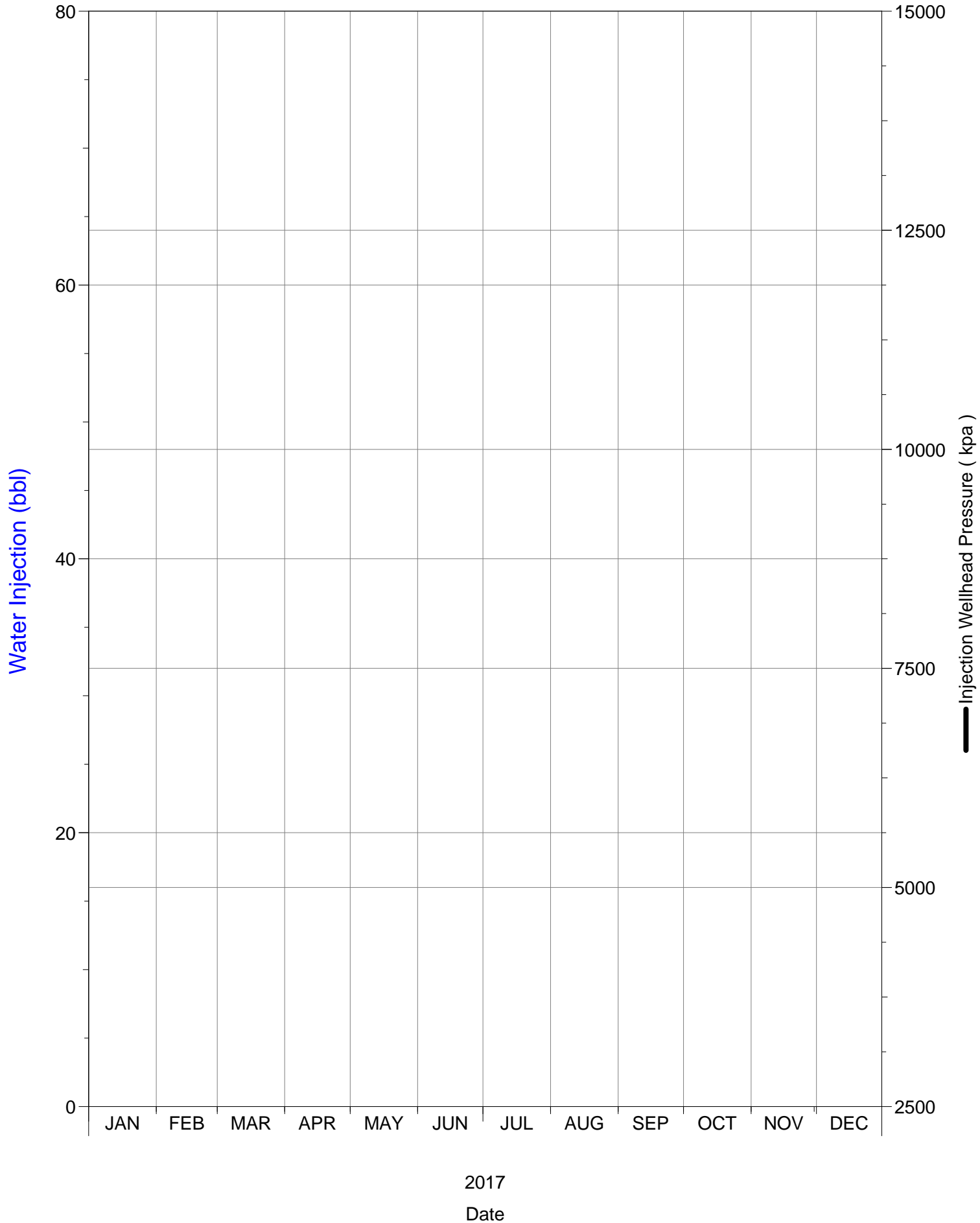
SPU 1



Daily Injection Rate and Pressure

02/01-09-002-29W1/0

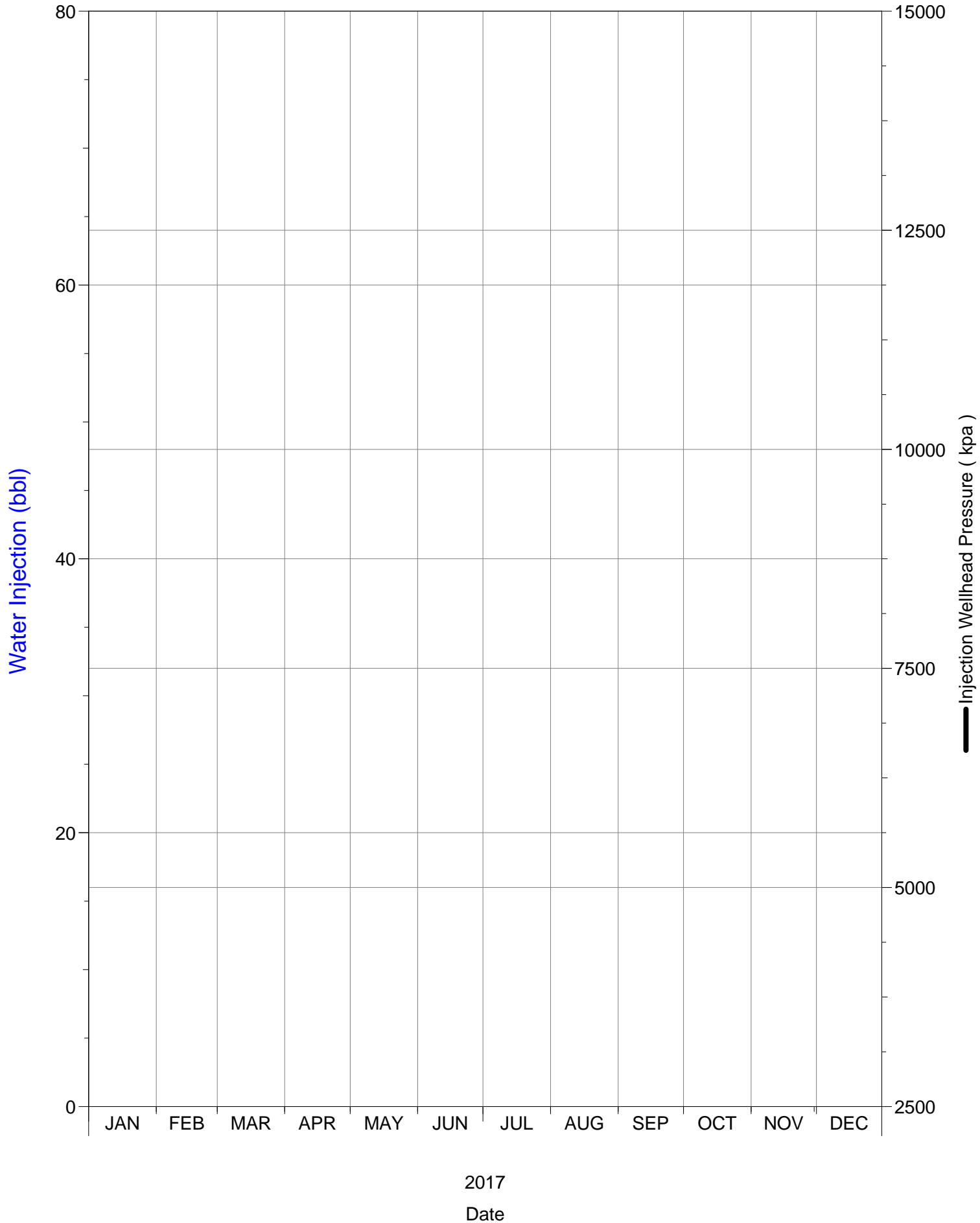
SPU 1



Daily Injection Rate and Pressure

02/01-16-002-29W1/0

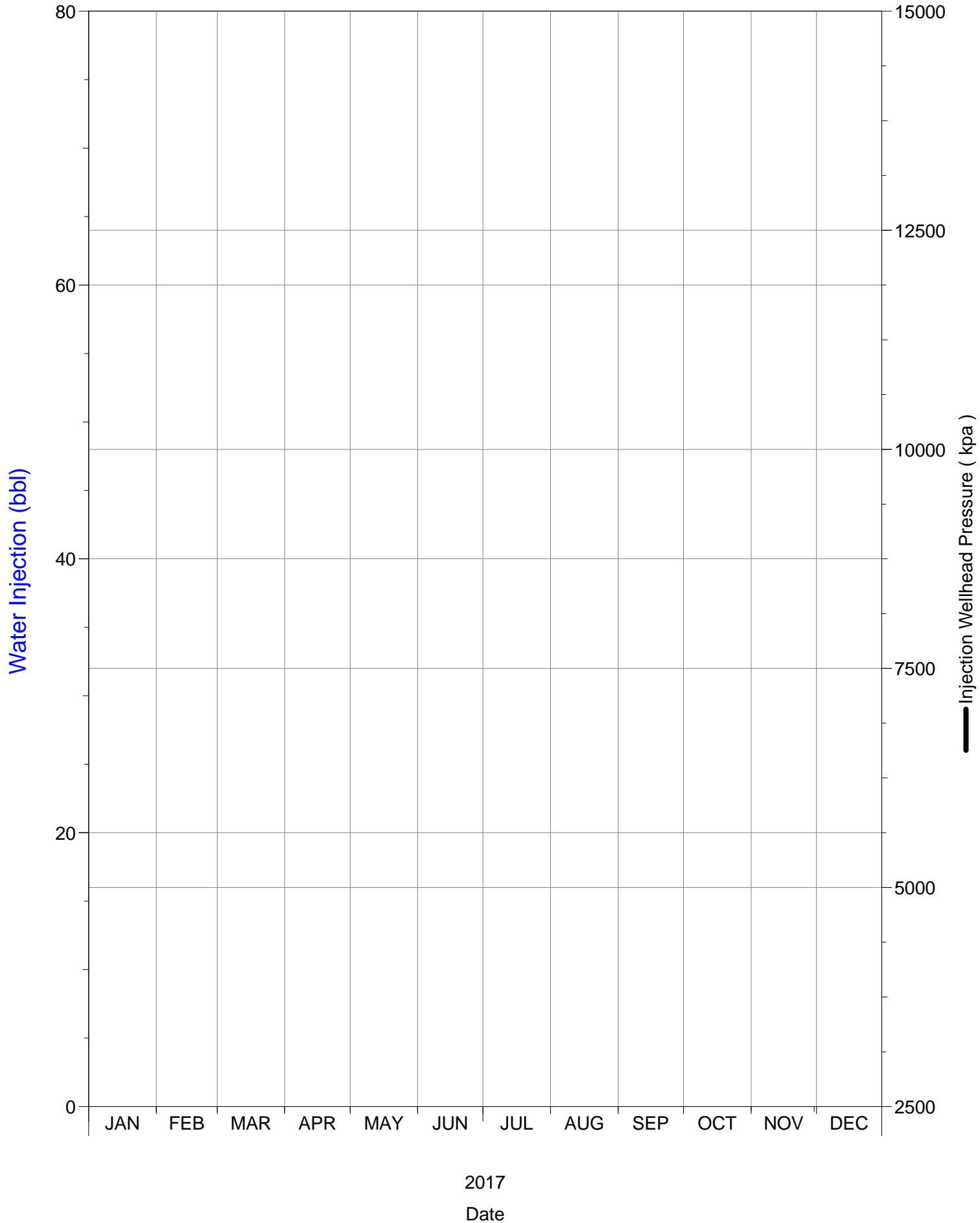
SPU 1



Daily Injection Rate and Pressure

02/03-08-002-29W1/0

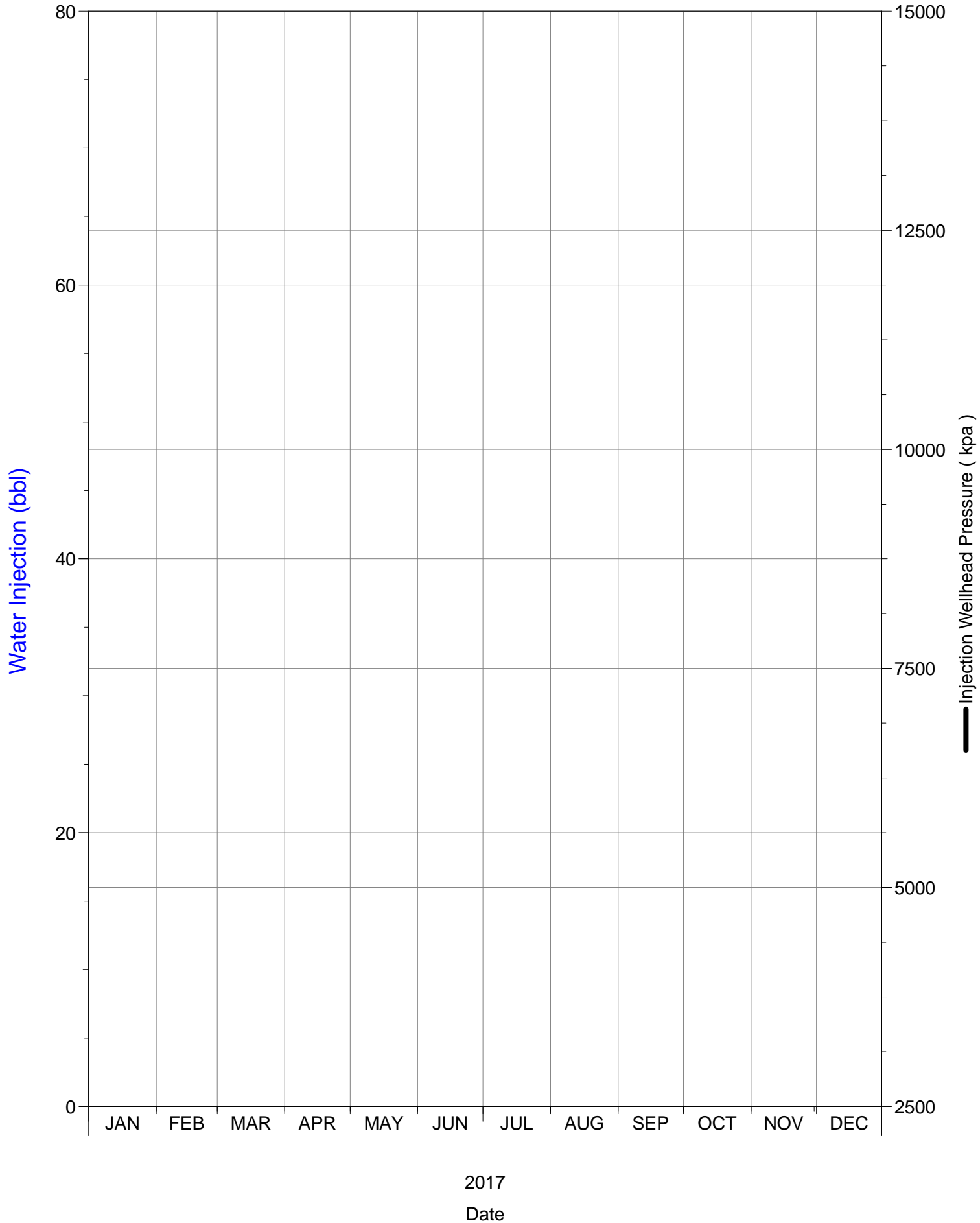
SPU 1



Daily Injection Rate and Pressure

02/05-09-002-29W1/0

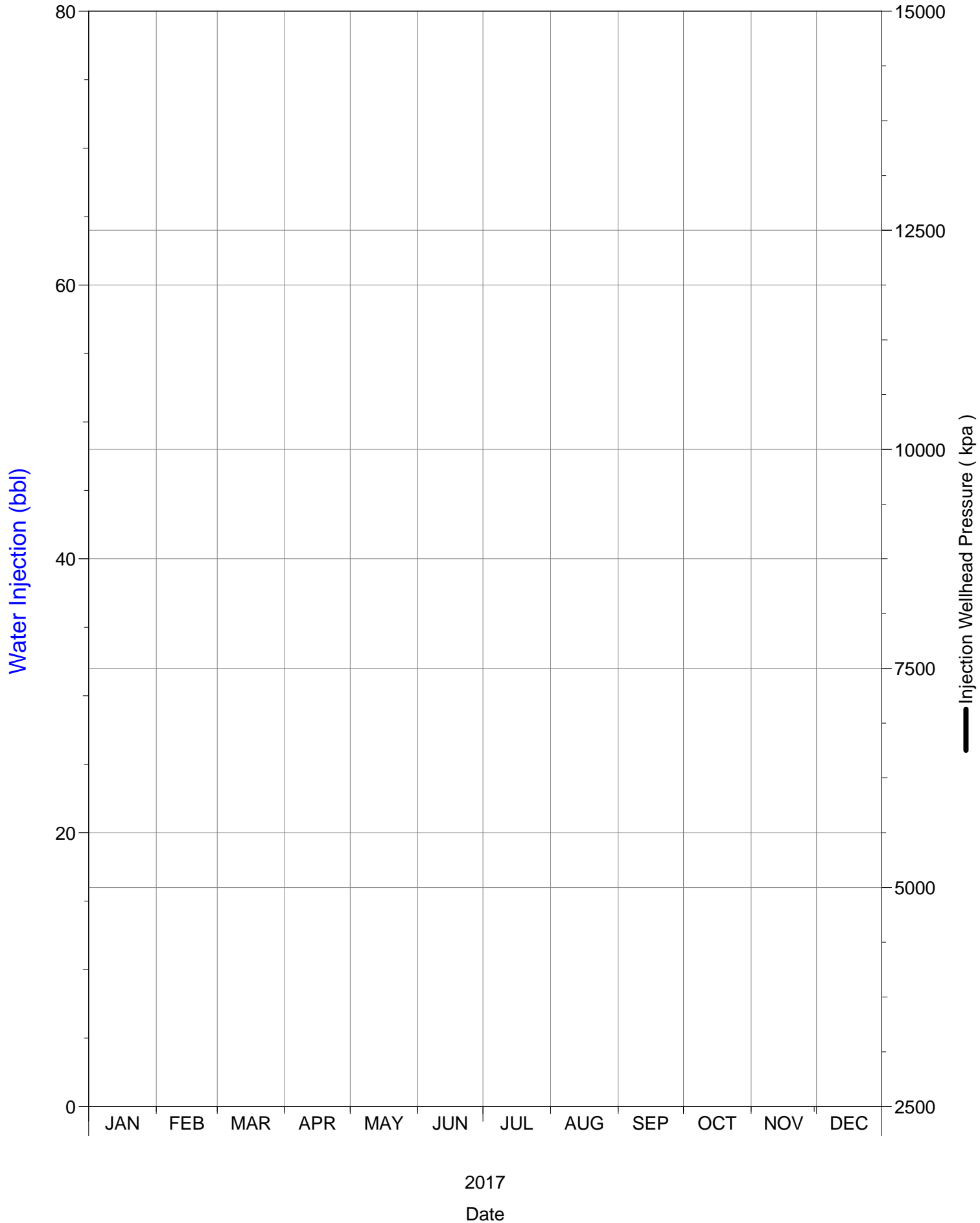
SPU 1



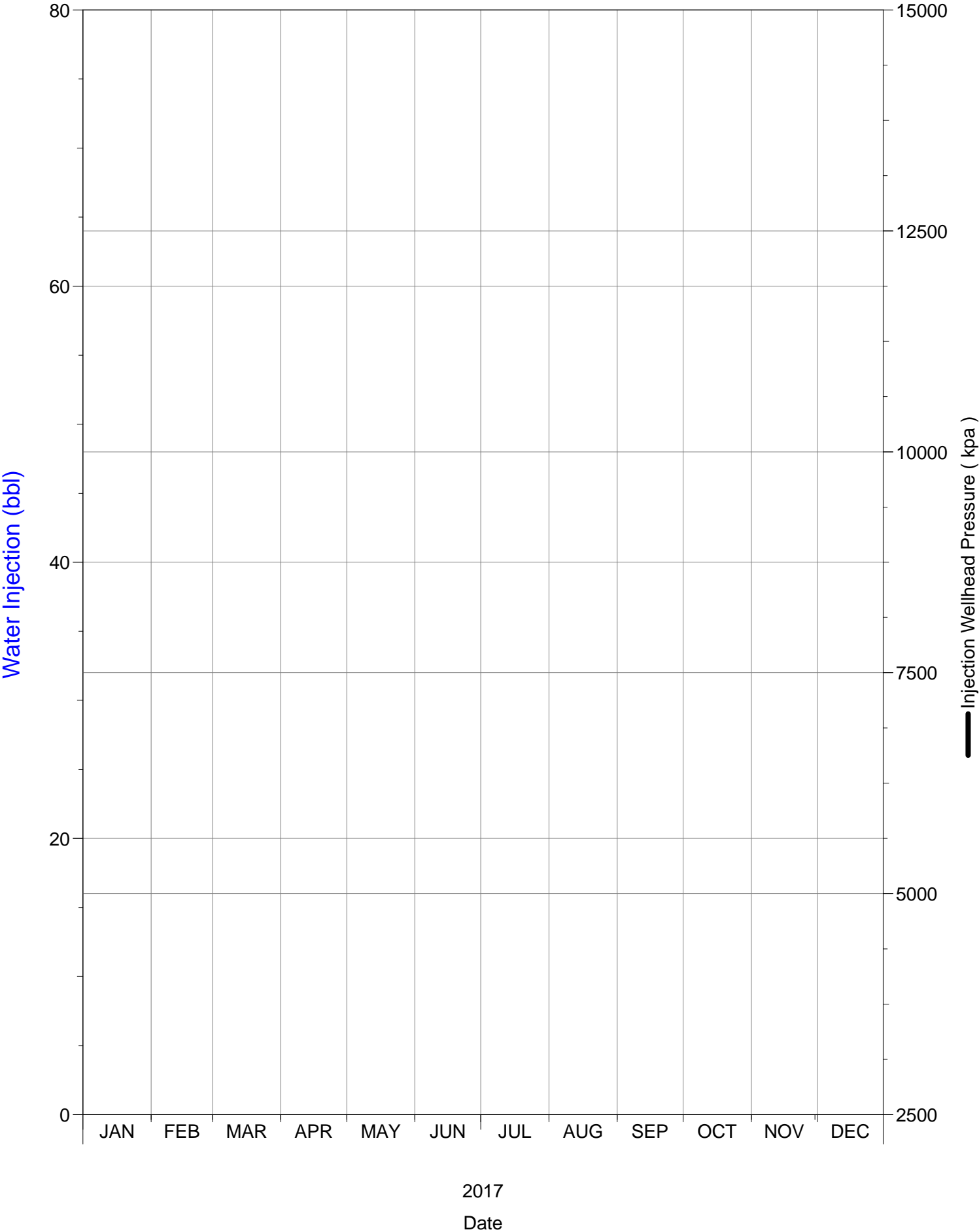
Daily Injection Rate and Pressure

02/05-15-002-29W1/0

SPU 1



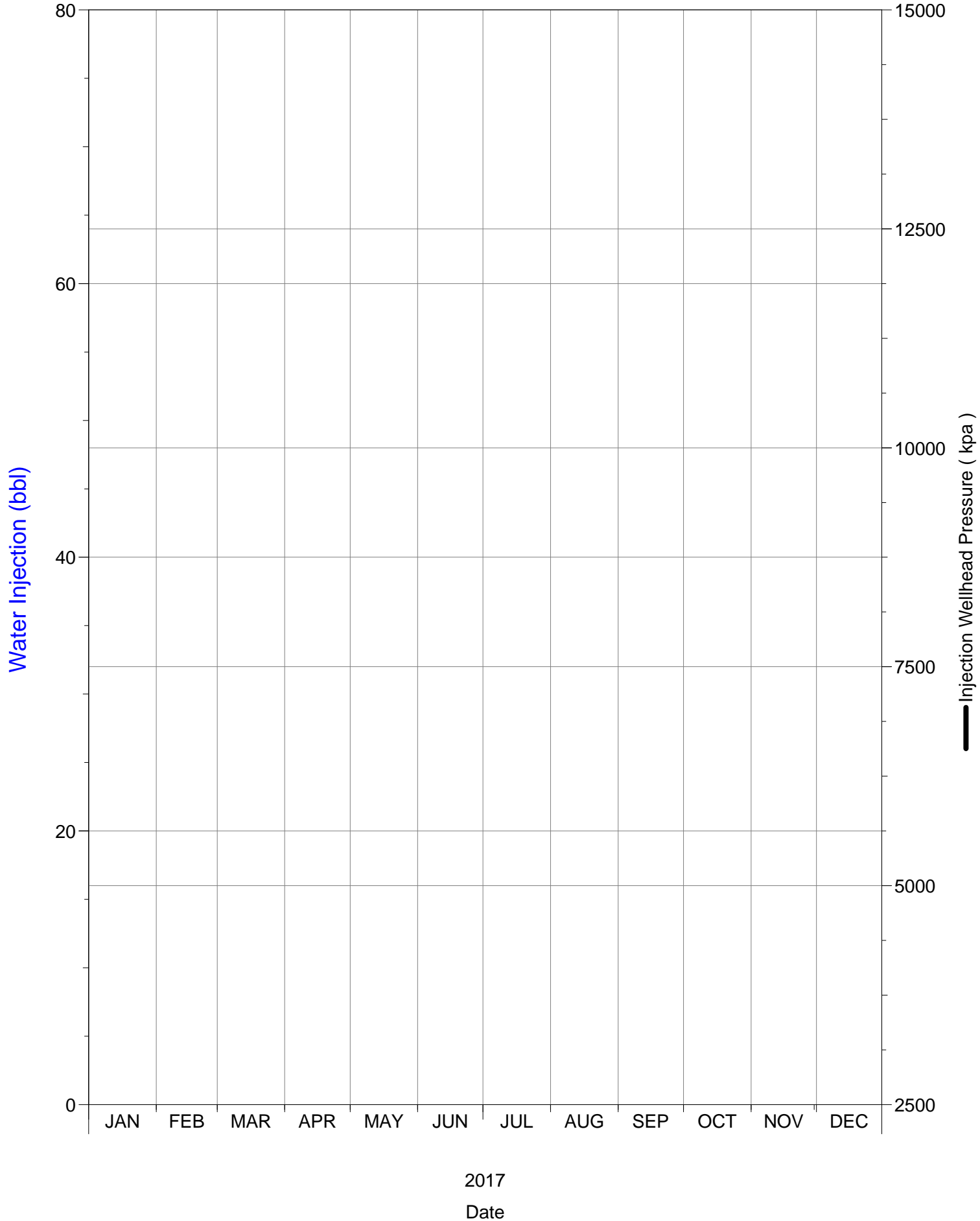
Daily Injection Rate and Pressure
02/06-08-002-29W1/0
SPU 1



Daily Injection Rate and Pressure

02/07-16-002-29W1/0

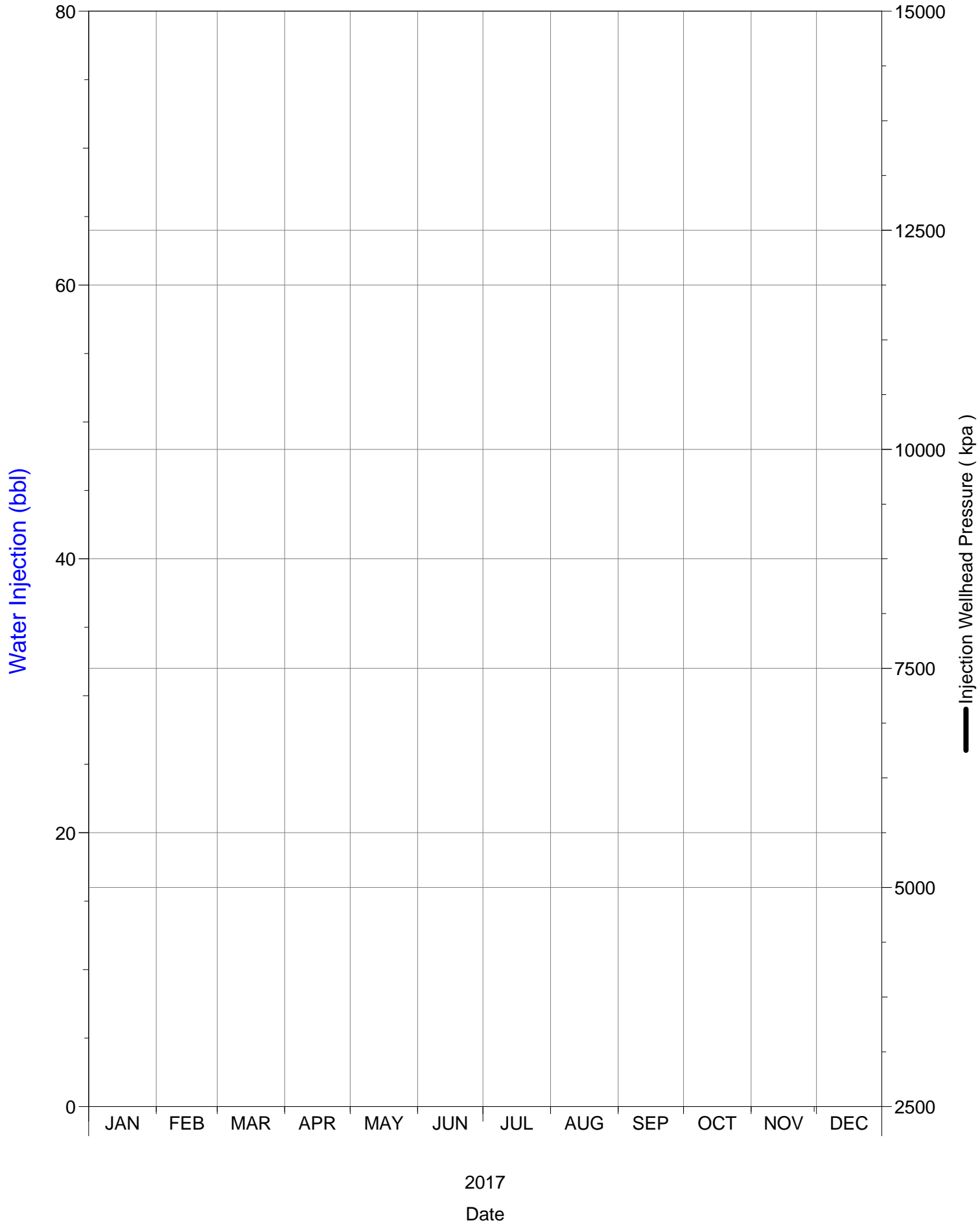
SPU 1



Daily Injection Rate and Pressure

02/07-16-002-29W1/2

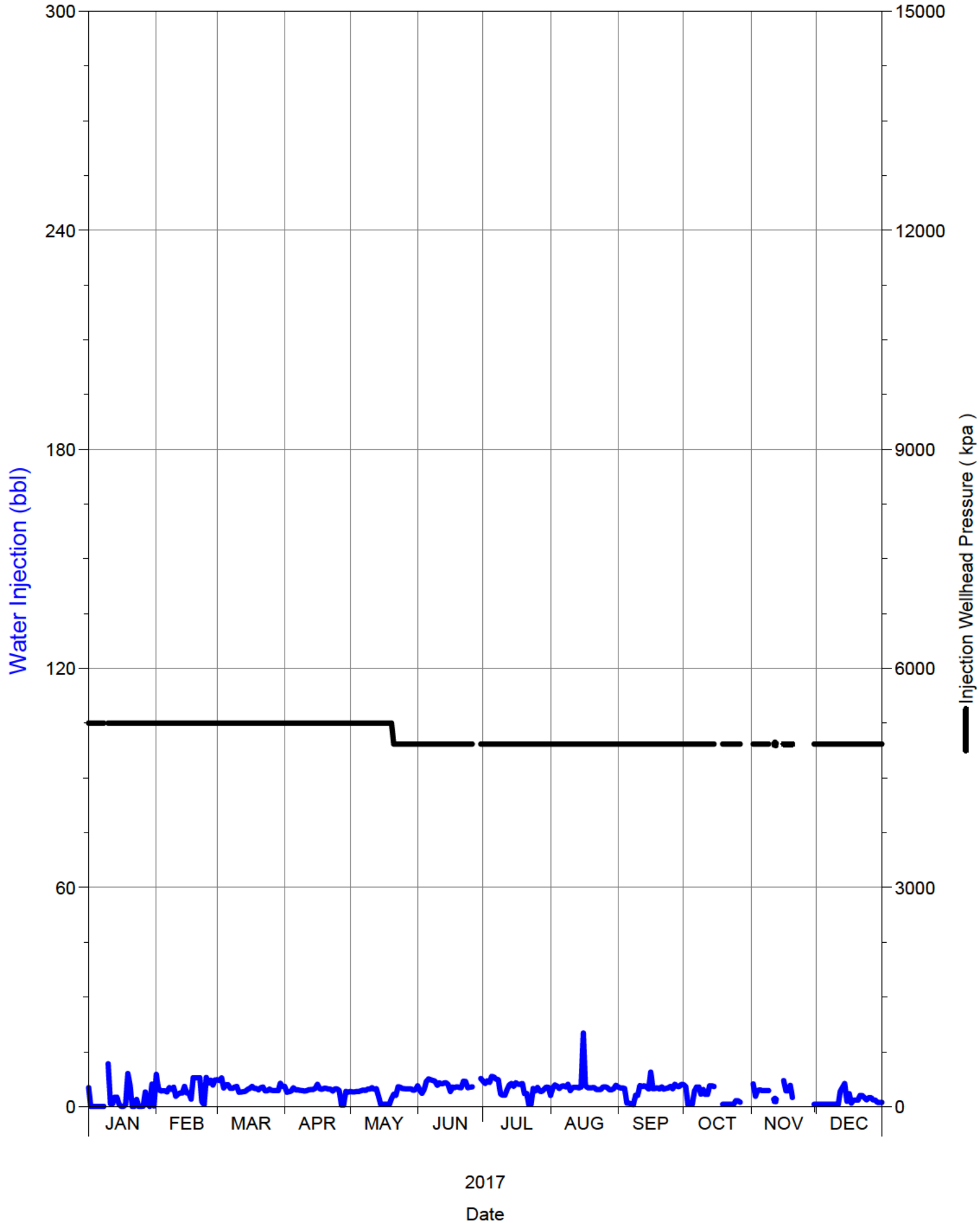
SPU 1



Daily Injection Rate and Pressure

02/08-09-002-29W1/0

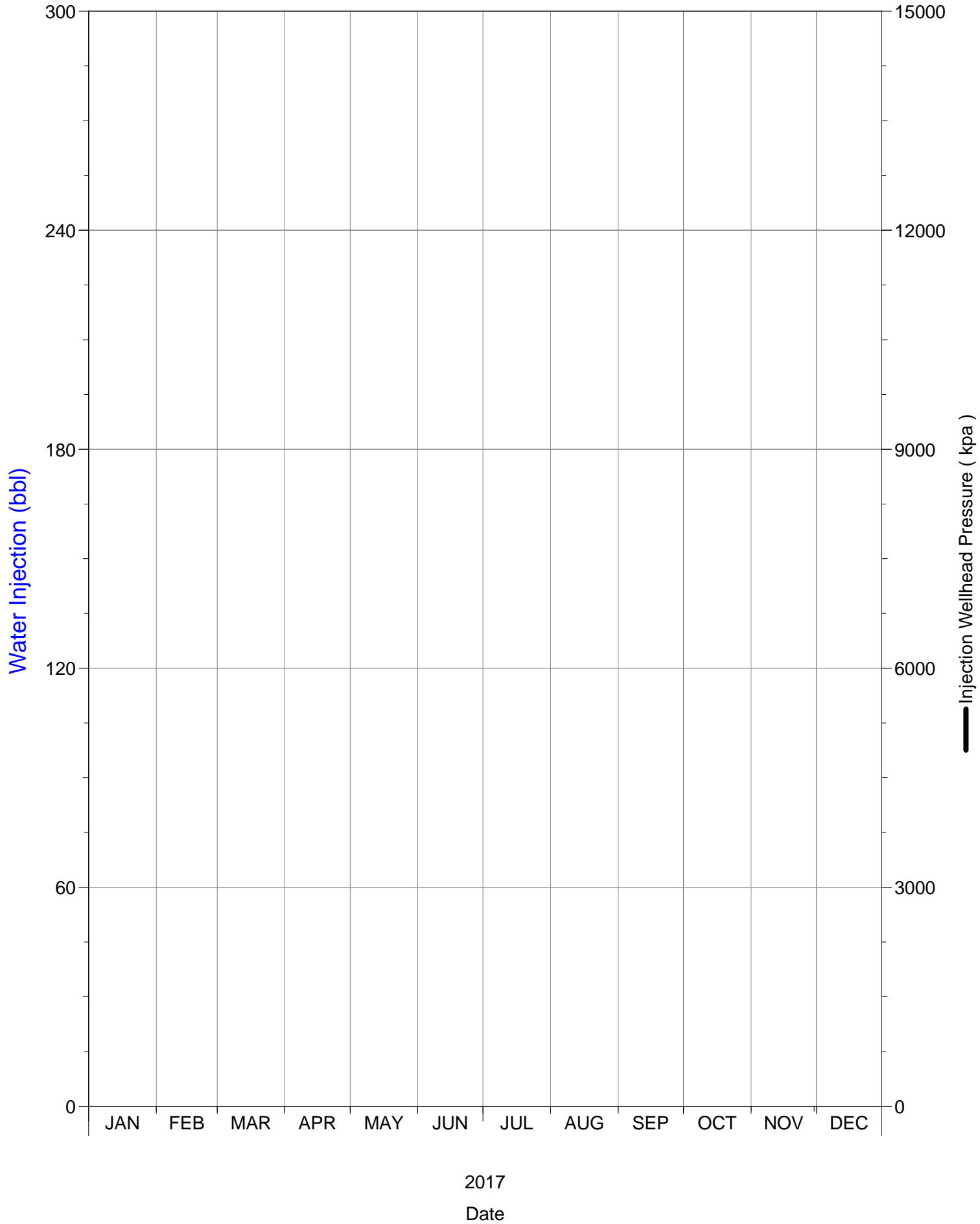
SPU 1



Daily Injection Rate and Pressure

02/08-16-002-29W1/0

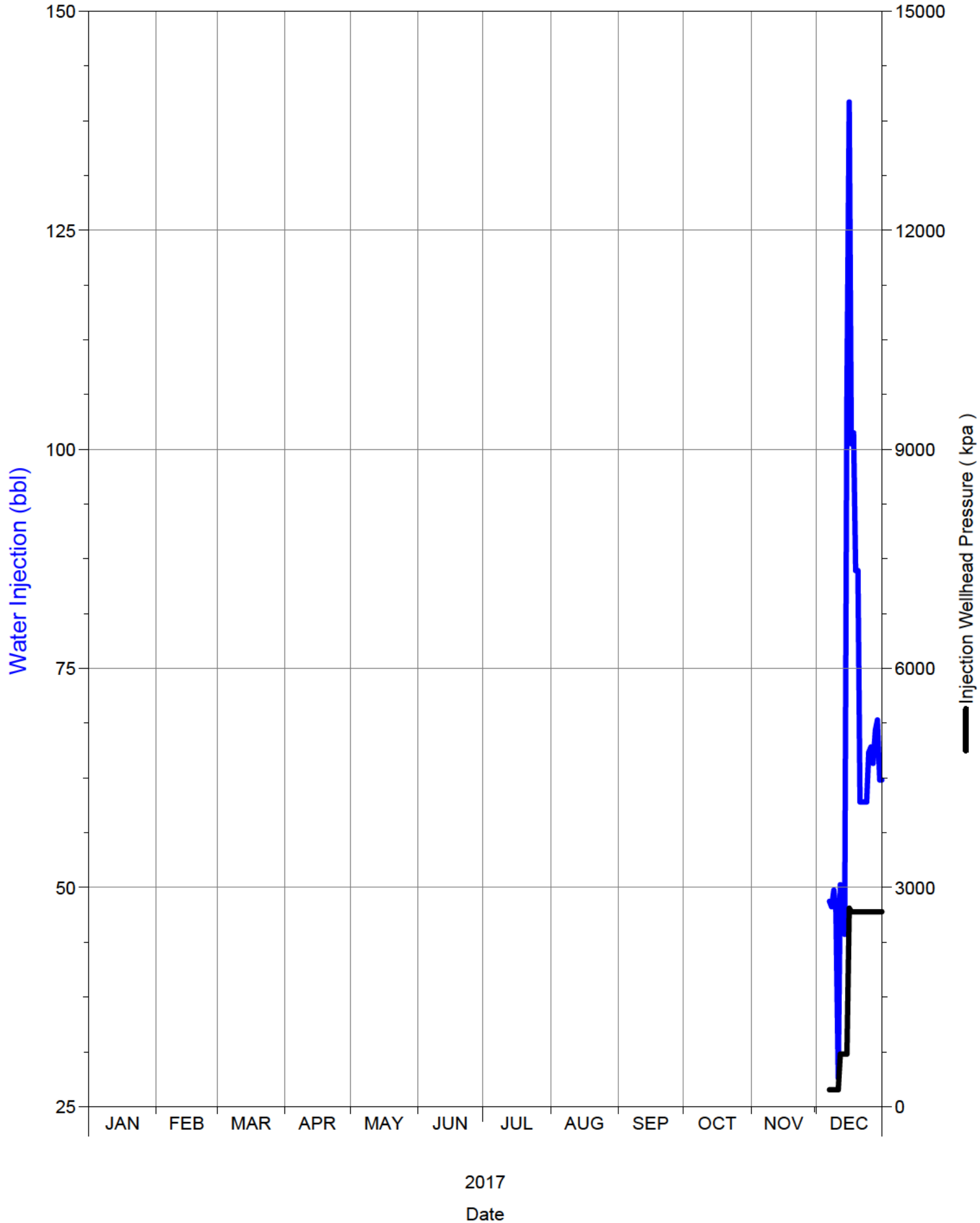
SPU 1



Daily Injection Rate and Pressure

02/09-09-002-29W1/0

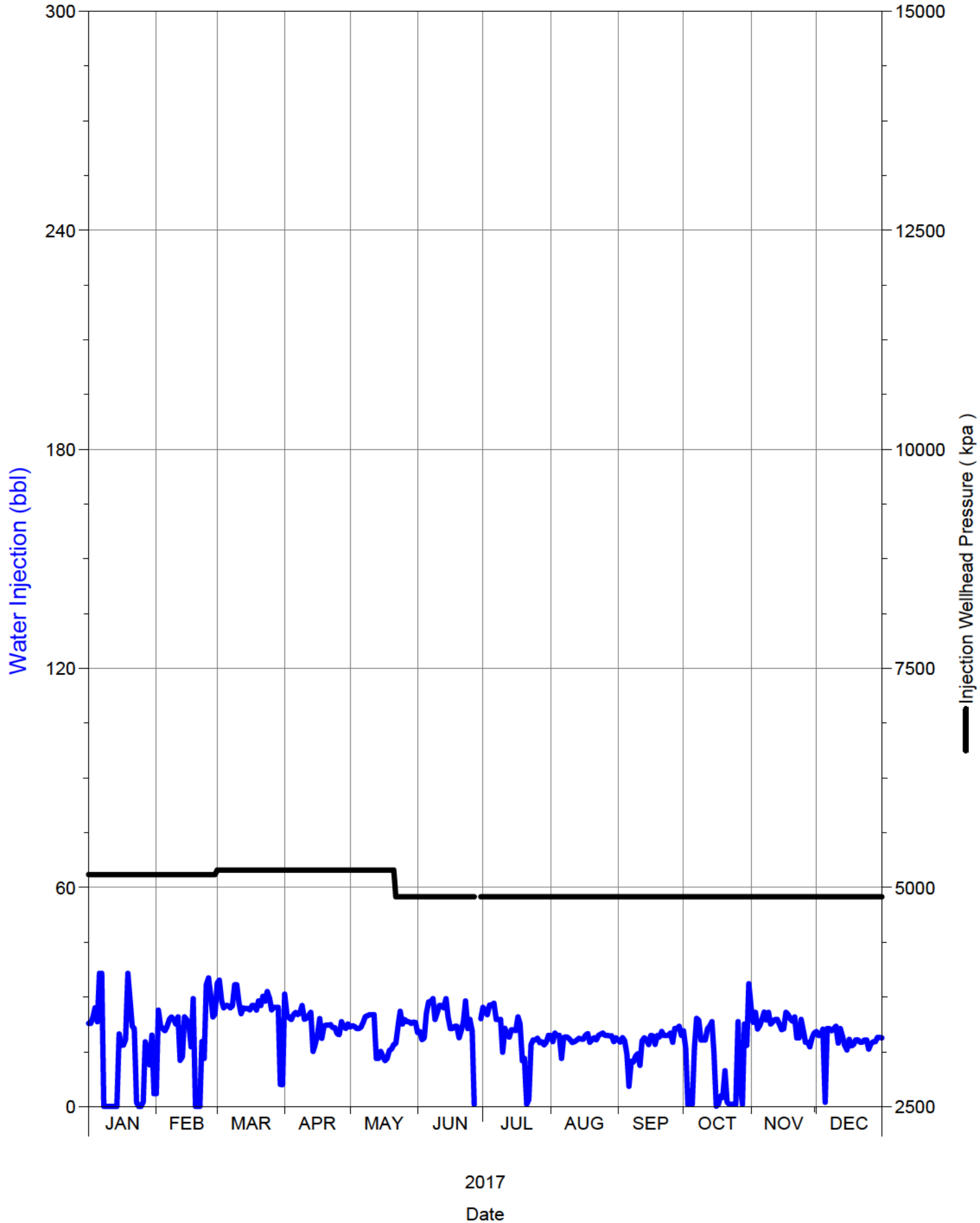
SPU 1



Daily Injection Rate and Pressure

02/10-16-002-29W1/0

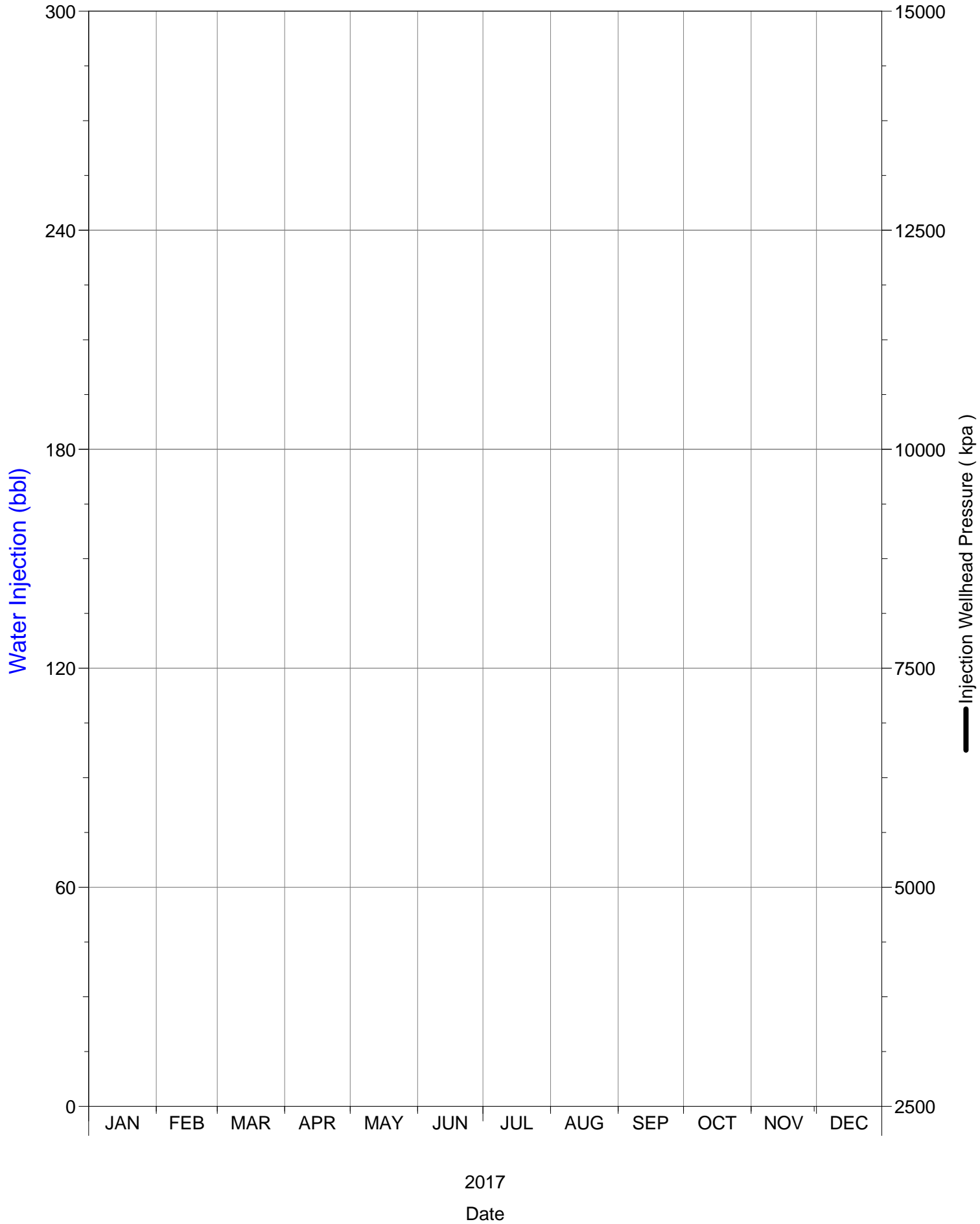
SPU 1



Daily Injection Rate and Pressure

02/10-17-002-29W1/0

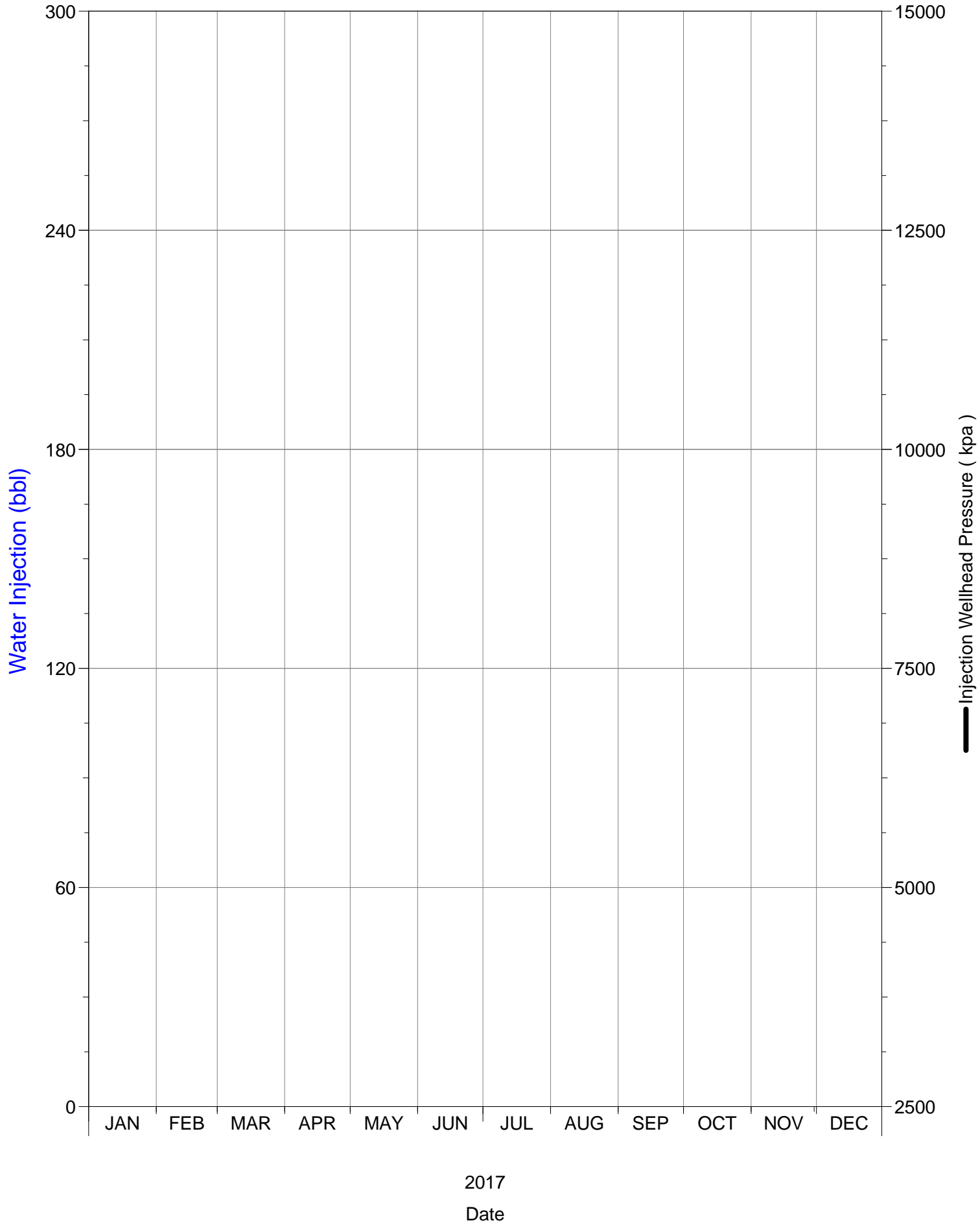
SPU 1



Daily Injection Rate and Pressure

02/11-08-002-29W1/0

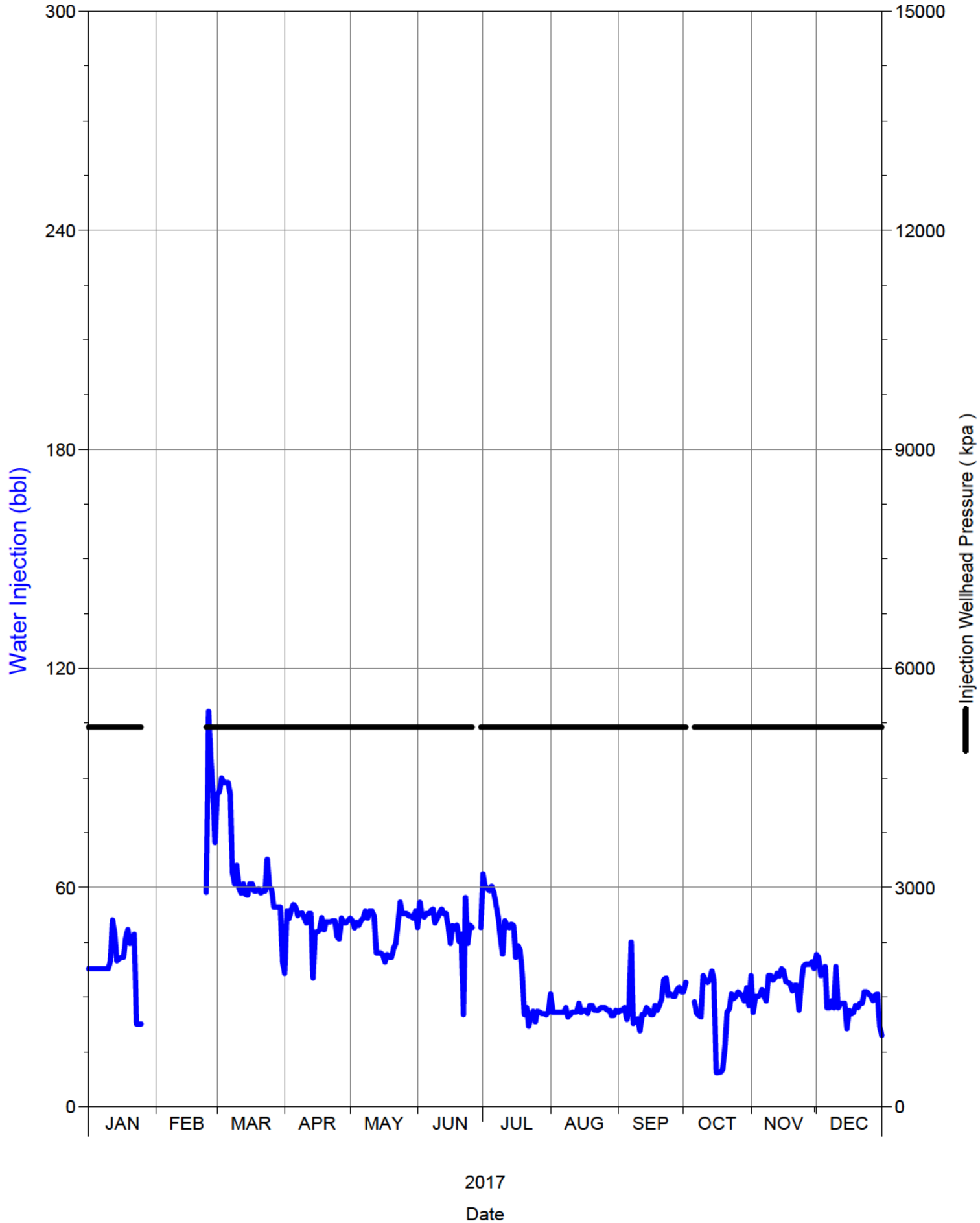
SPU 1



Daily Injection Rate and Pressure

02/12-09-002-29W1/0

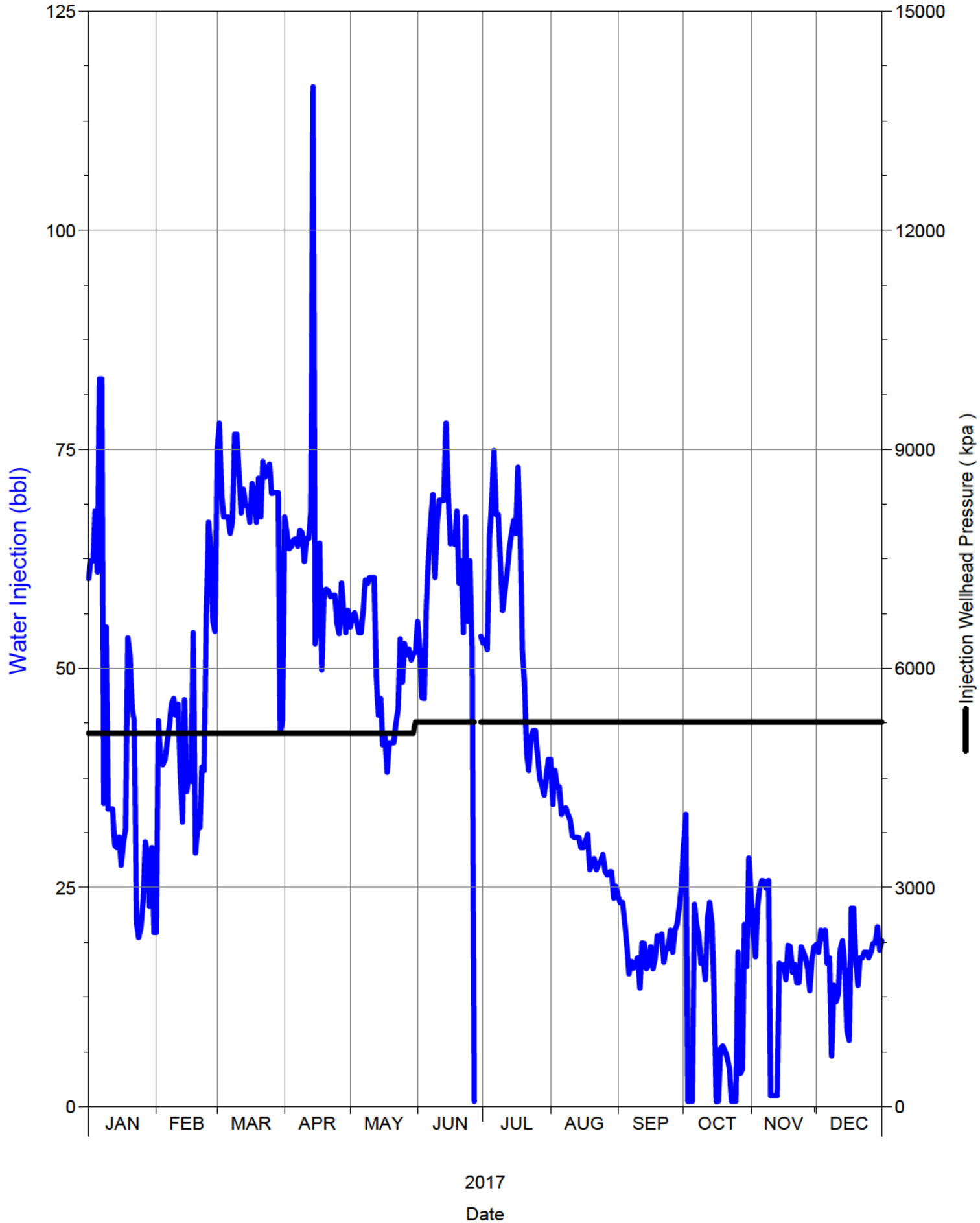
SPU 1



Daily Injection Rate and Pressure

02/12-16-002-29W1/0

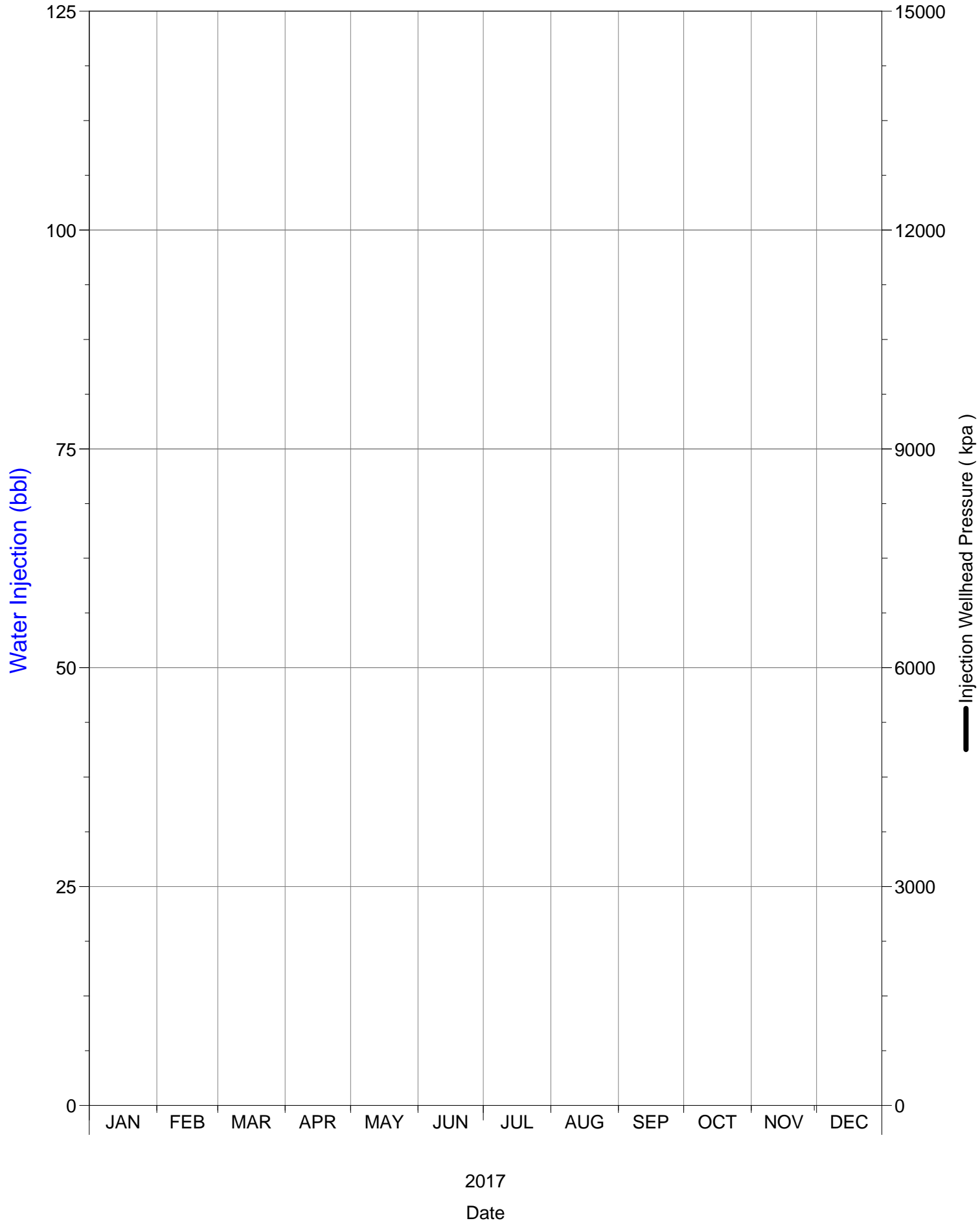
SPU 1



Daily Injection Rate and Pressure

02/13-04-002-29W1/0

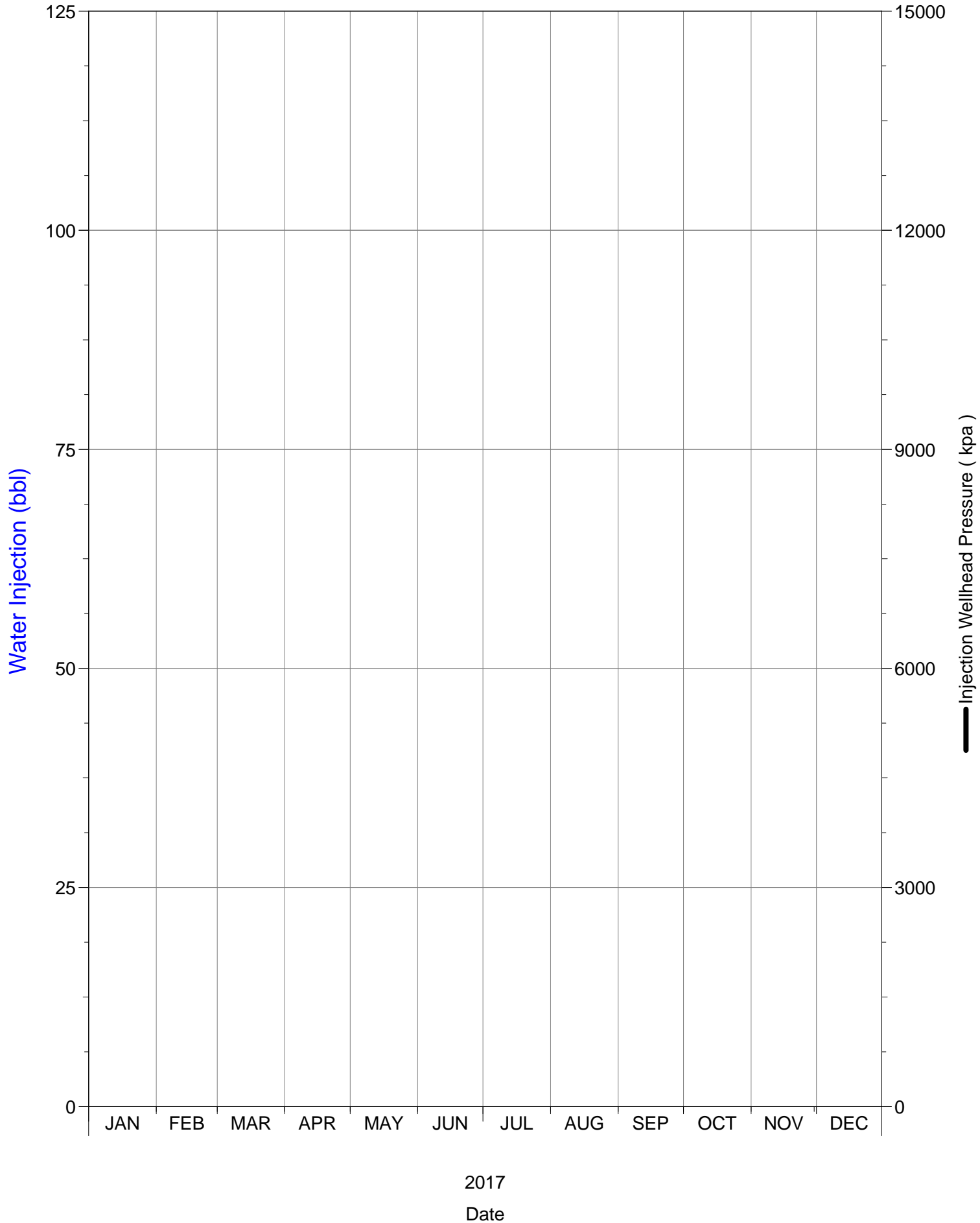
SPU 1



Daily Injection Rate and Pressure

02/13-08-002-29W1/0

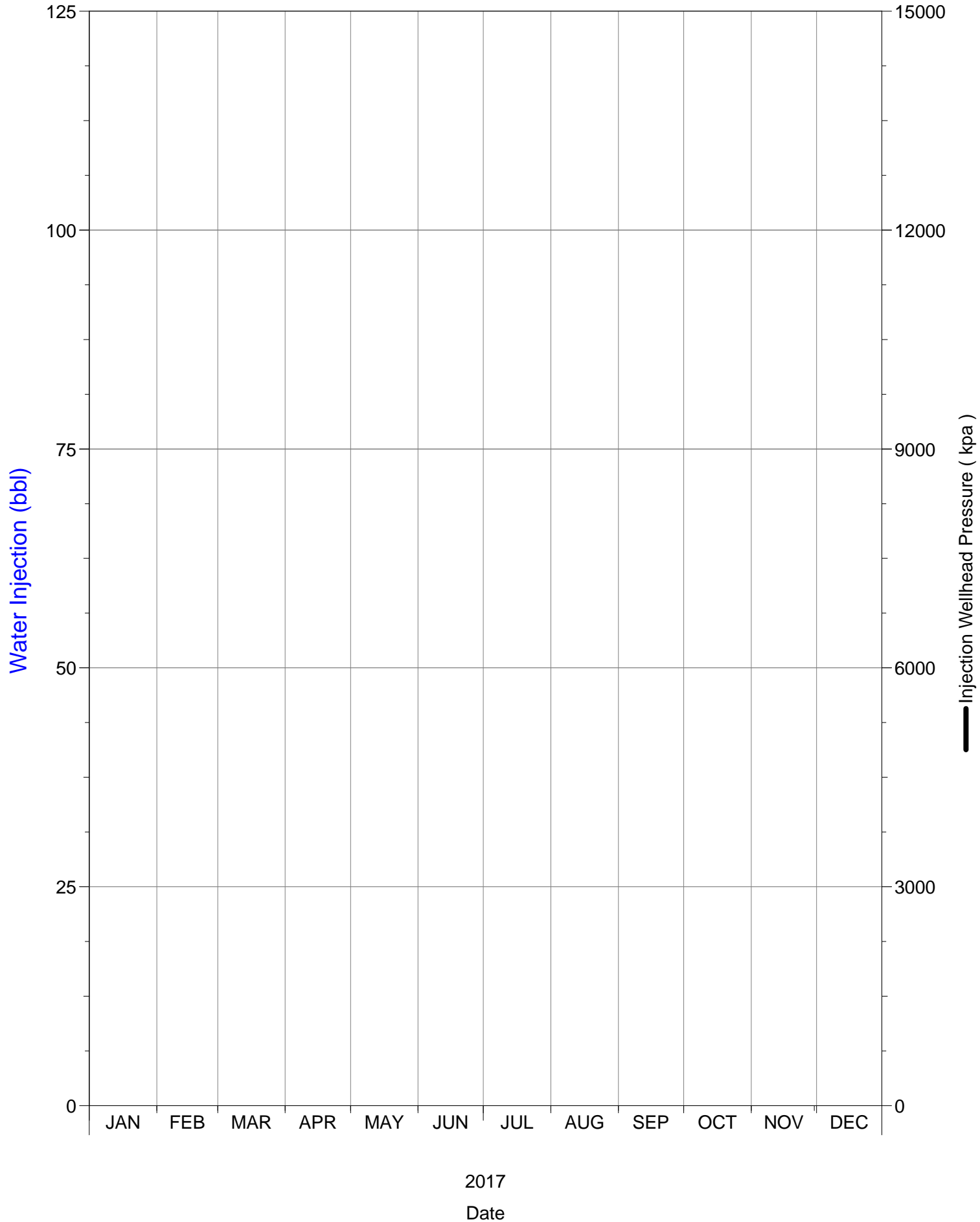
SPU 1



Daily Injection Rate and Pressure

02/13-09-002-29W1/0

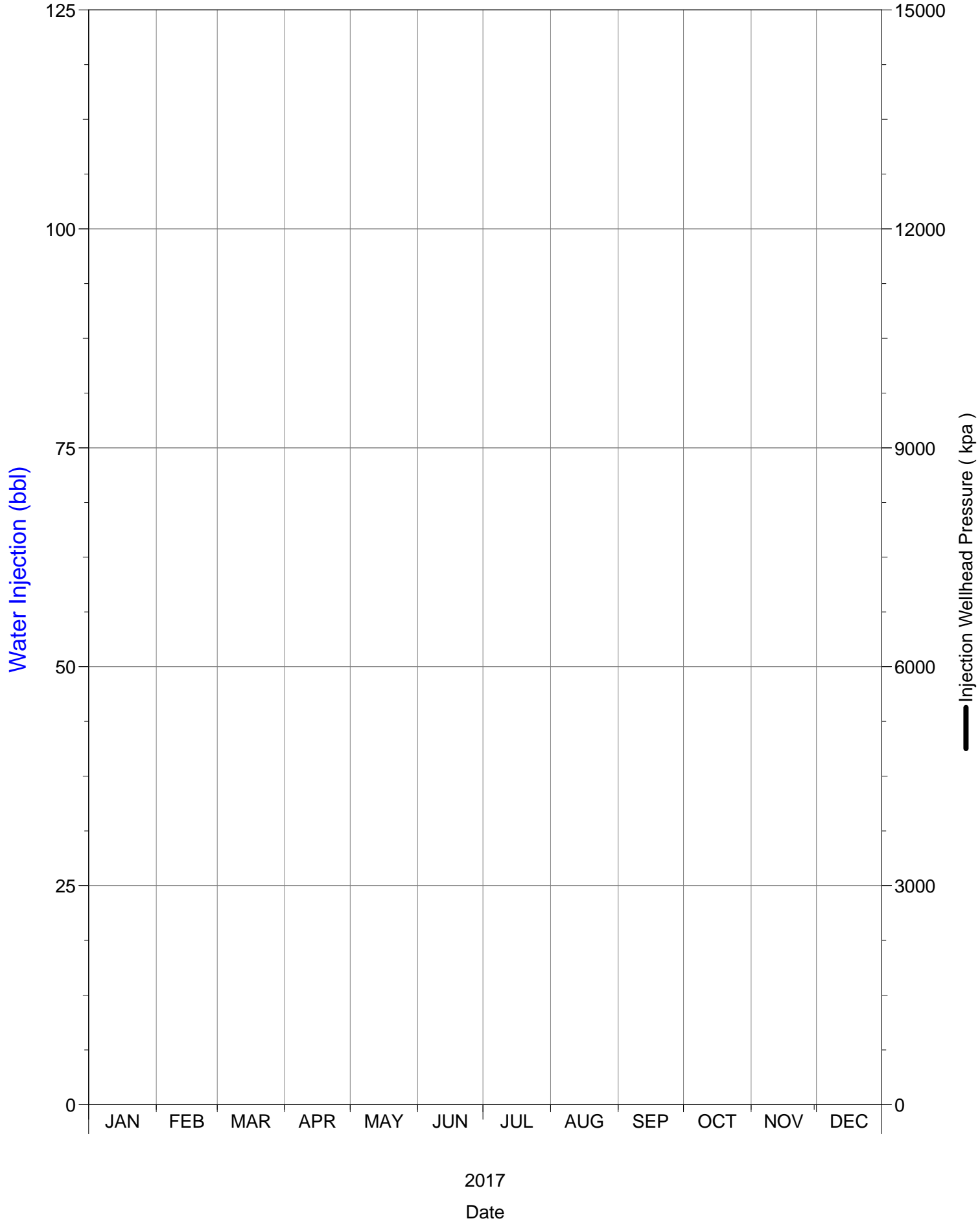
SPU 1



Daily Injection Rate and Pressure

02/13-16-002-29W1/0

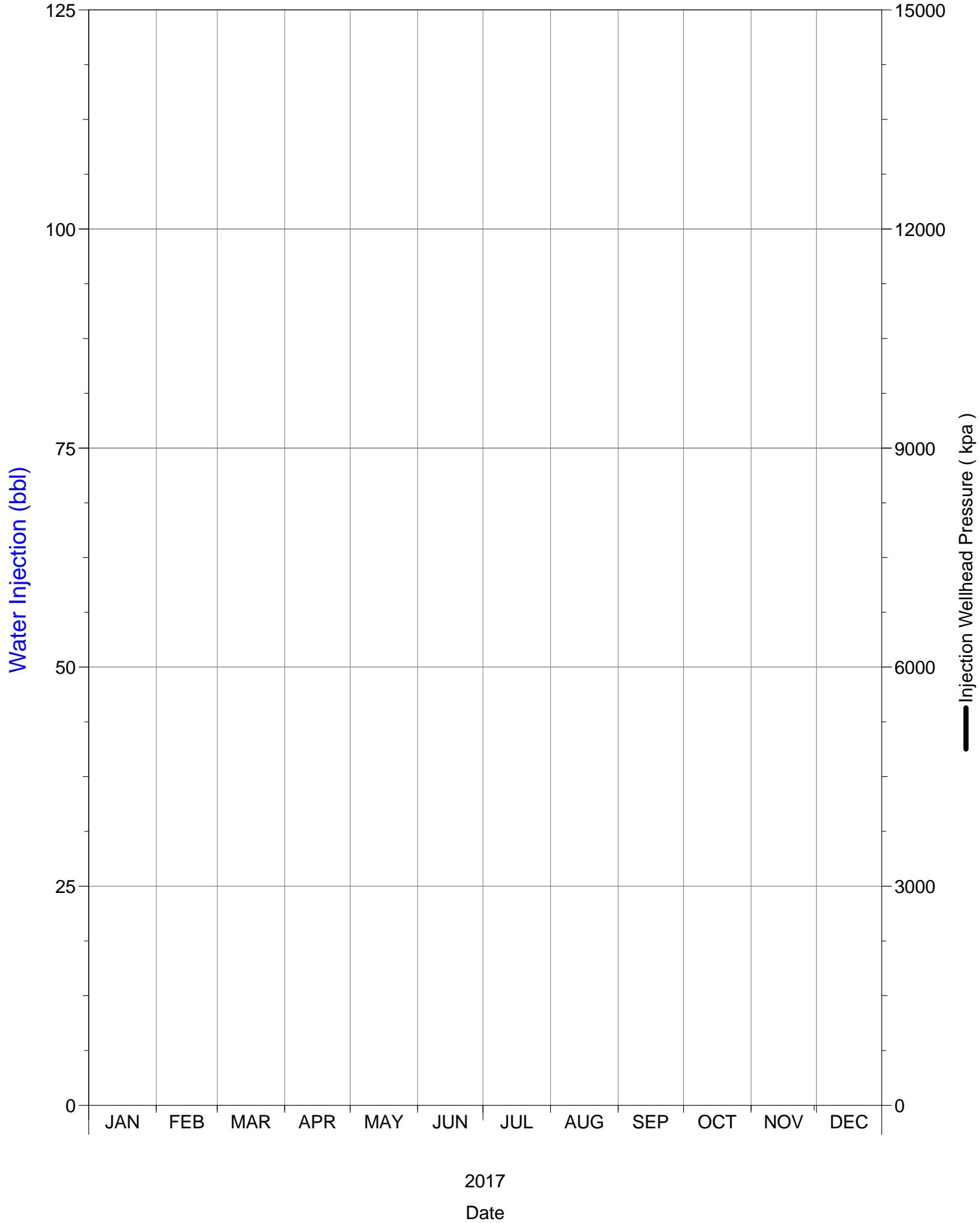
SPU 1



Daily Injection Rate and Pressure

02/15-08-002-29W1/0

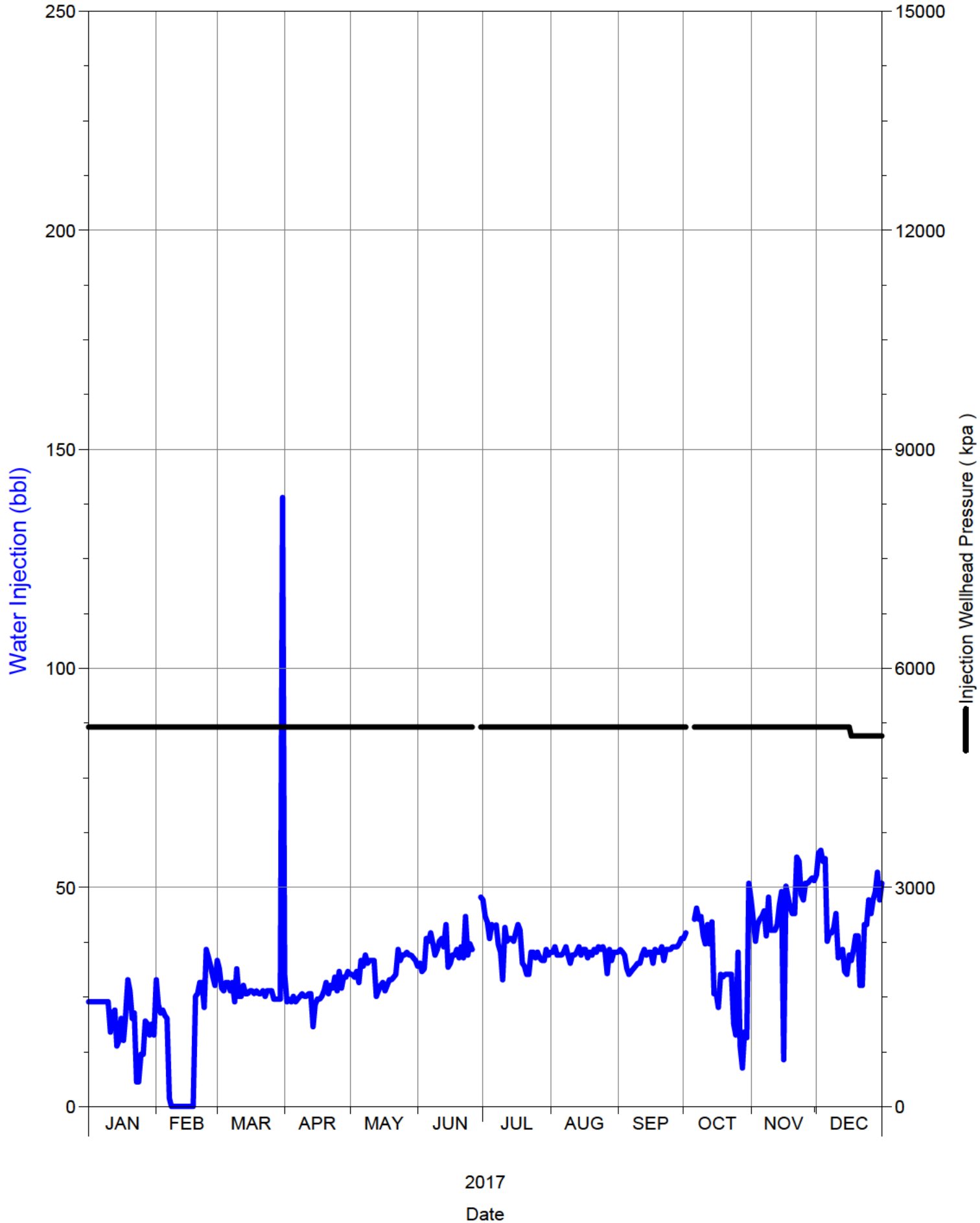
SPU 1



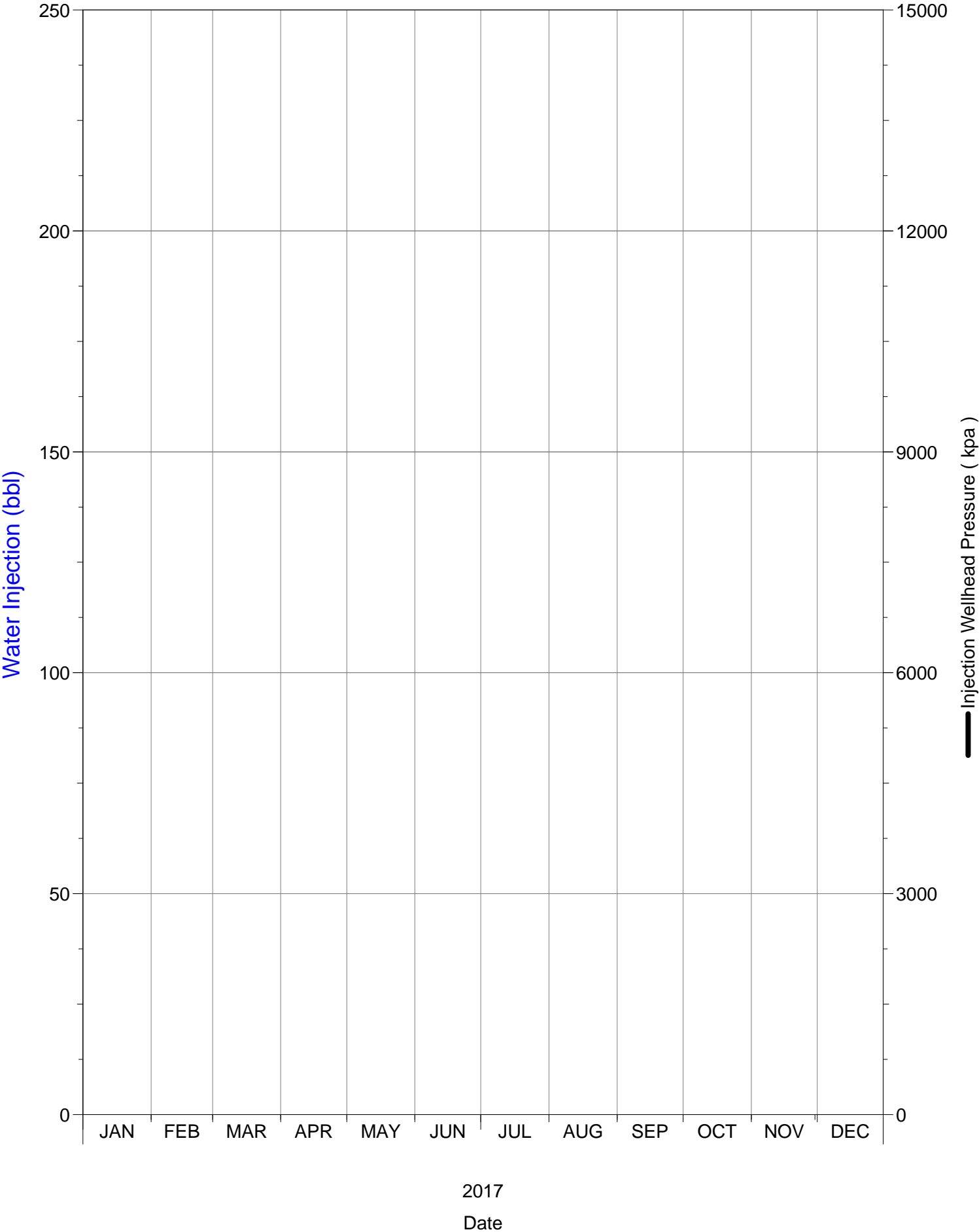
Daily Injection Rate and Pressure

02/15-09-002-29W1/0

SPU 1



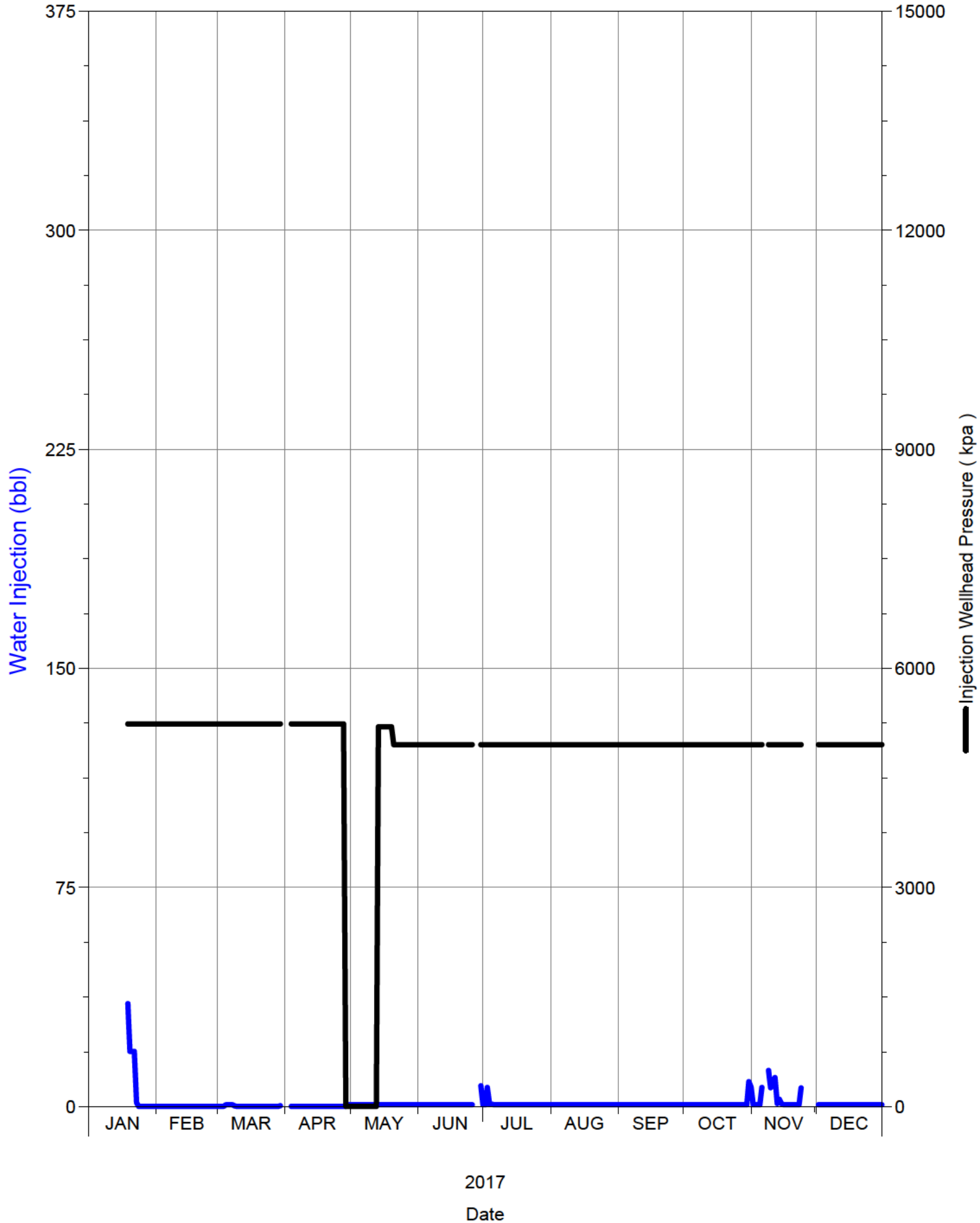
Daily Injection Rate and Pressure
02/15-16-002-29W1/0
SPU 1



Daily Injection Rate and Pressure

02/16-09-002-29W1/0

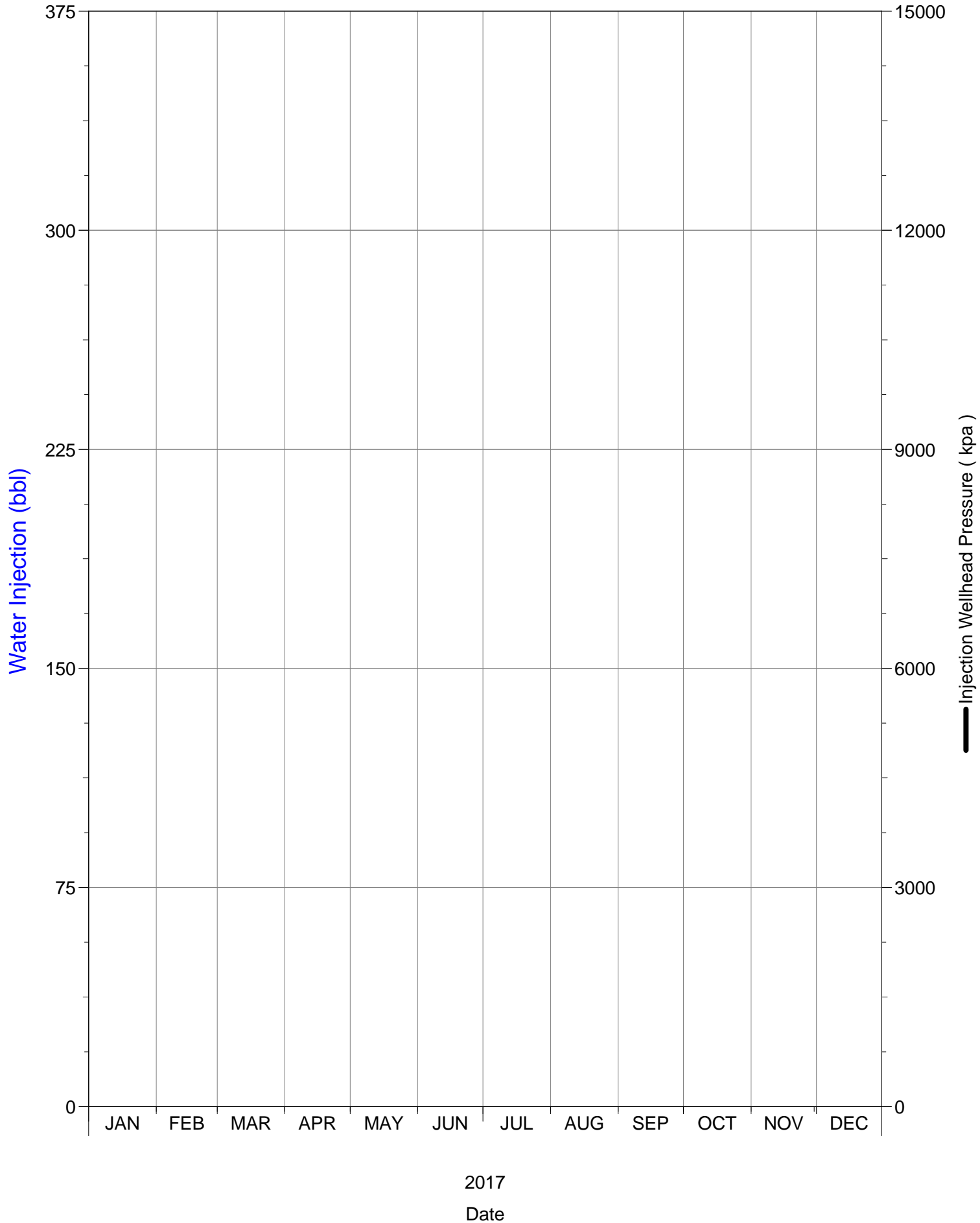
SPU 1



Daily Injection Rate and Pressure

03/02-09-002-29W1/0

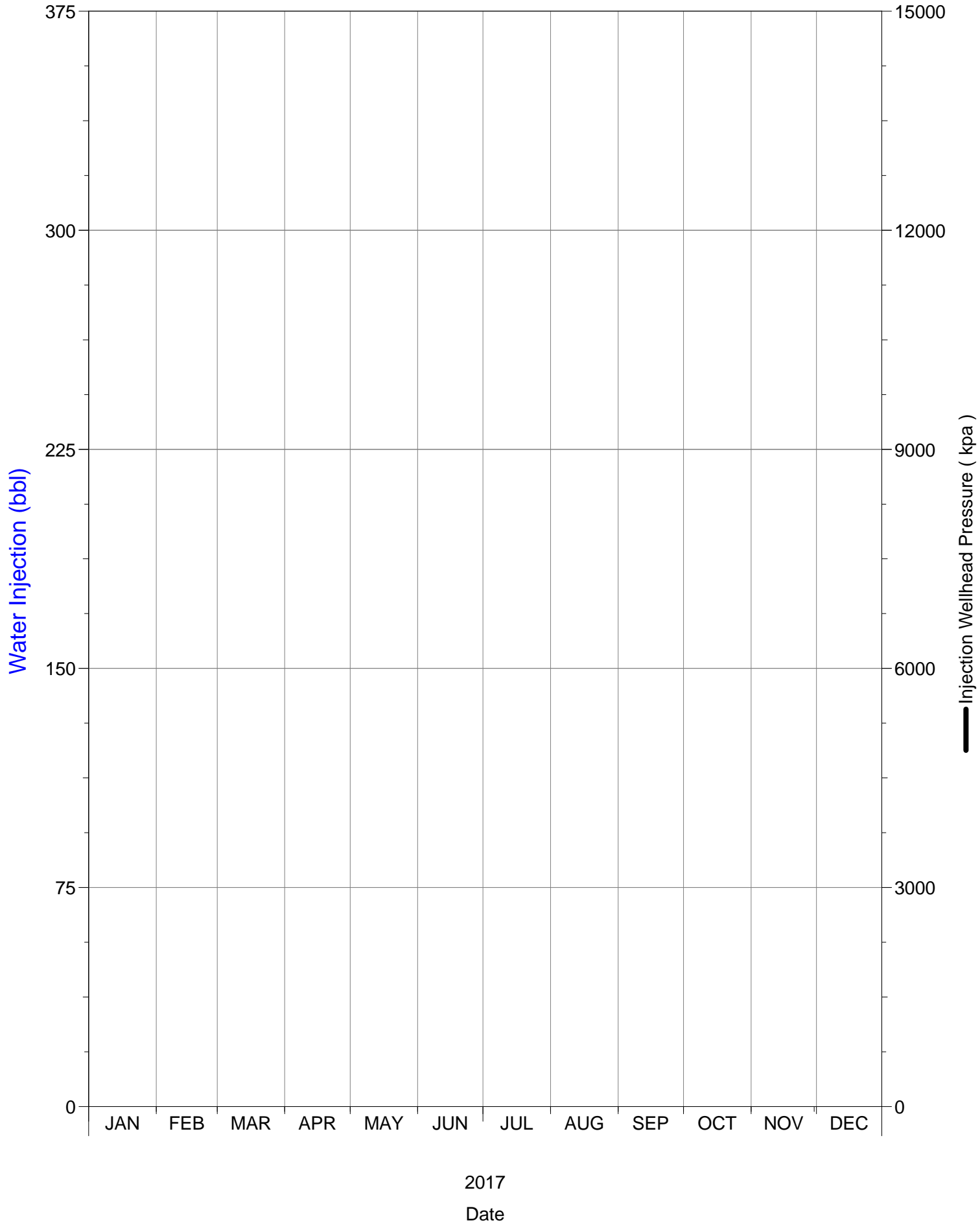
SPU 1



Daily Injection Rate and Pressure

03/03-16-002-29W1/0

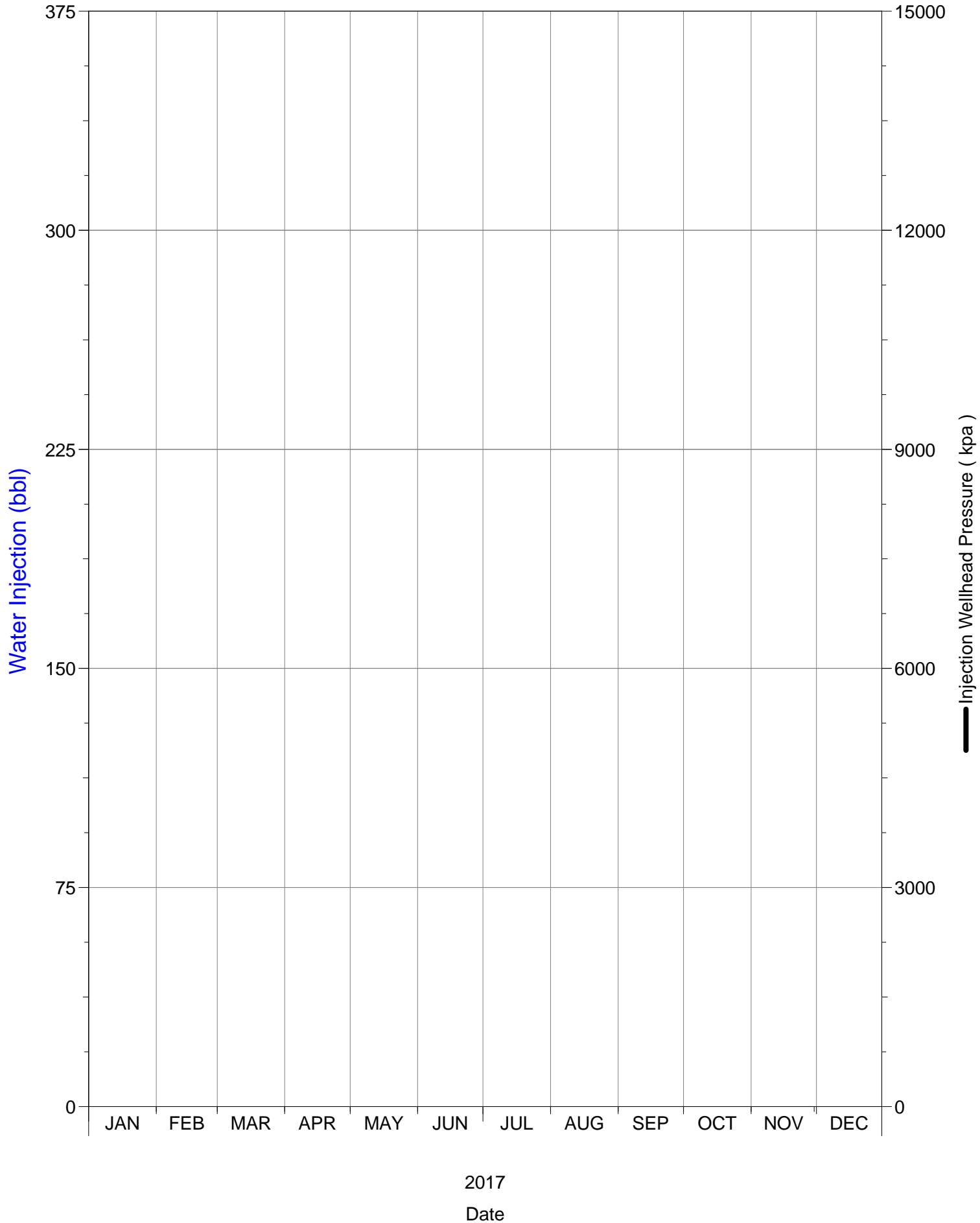
SPU 1



Daily Injection Rate and Pressure

03/05-15-002-29W1/0

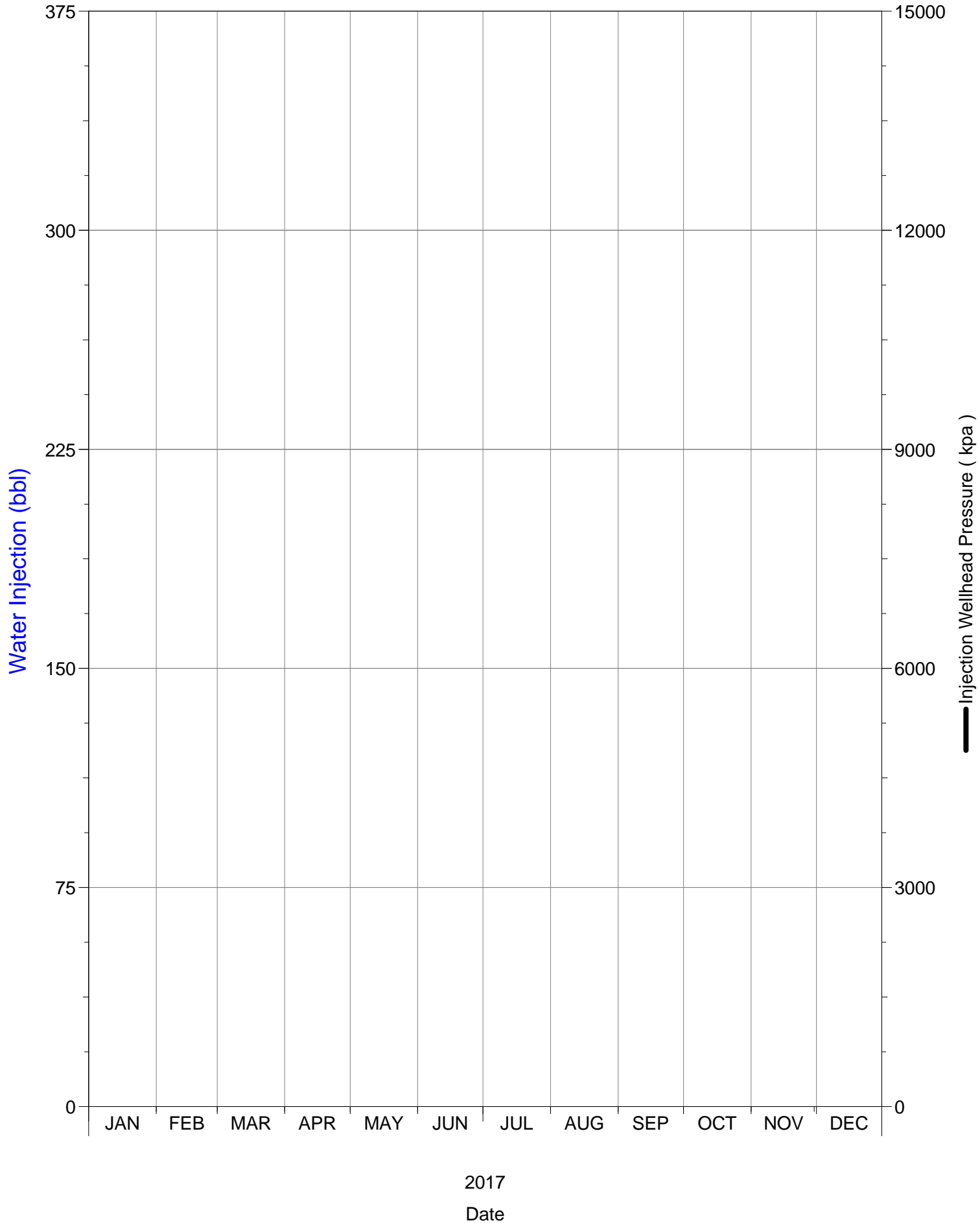
SPU 1



Daily Injection Rate and Pressure

03/11-08-002-29W1/0

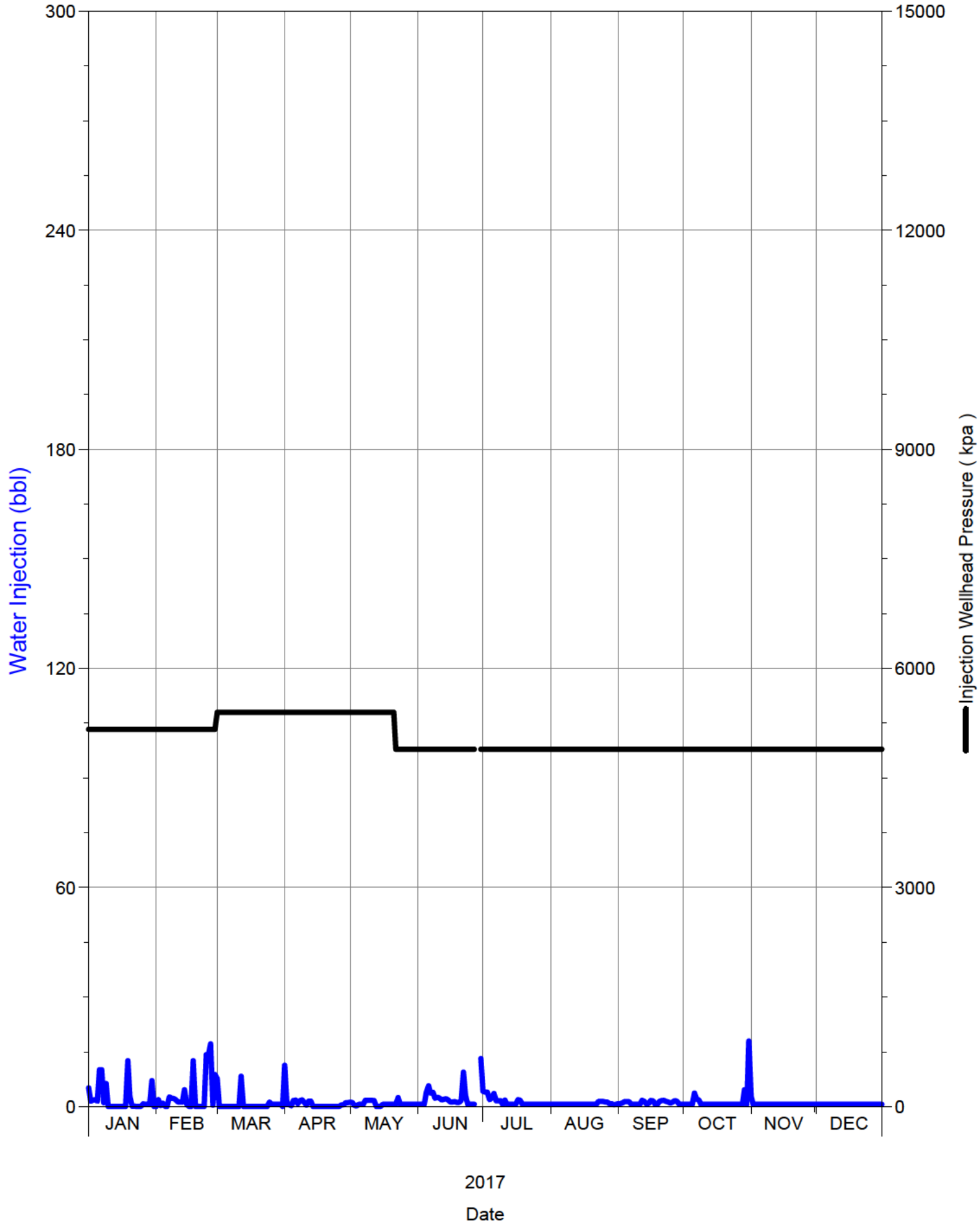
SPU 1



Daily Injection Rate and Pressure

03/15-16-002-29W1/0

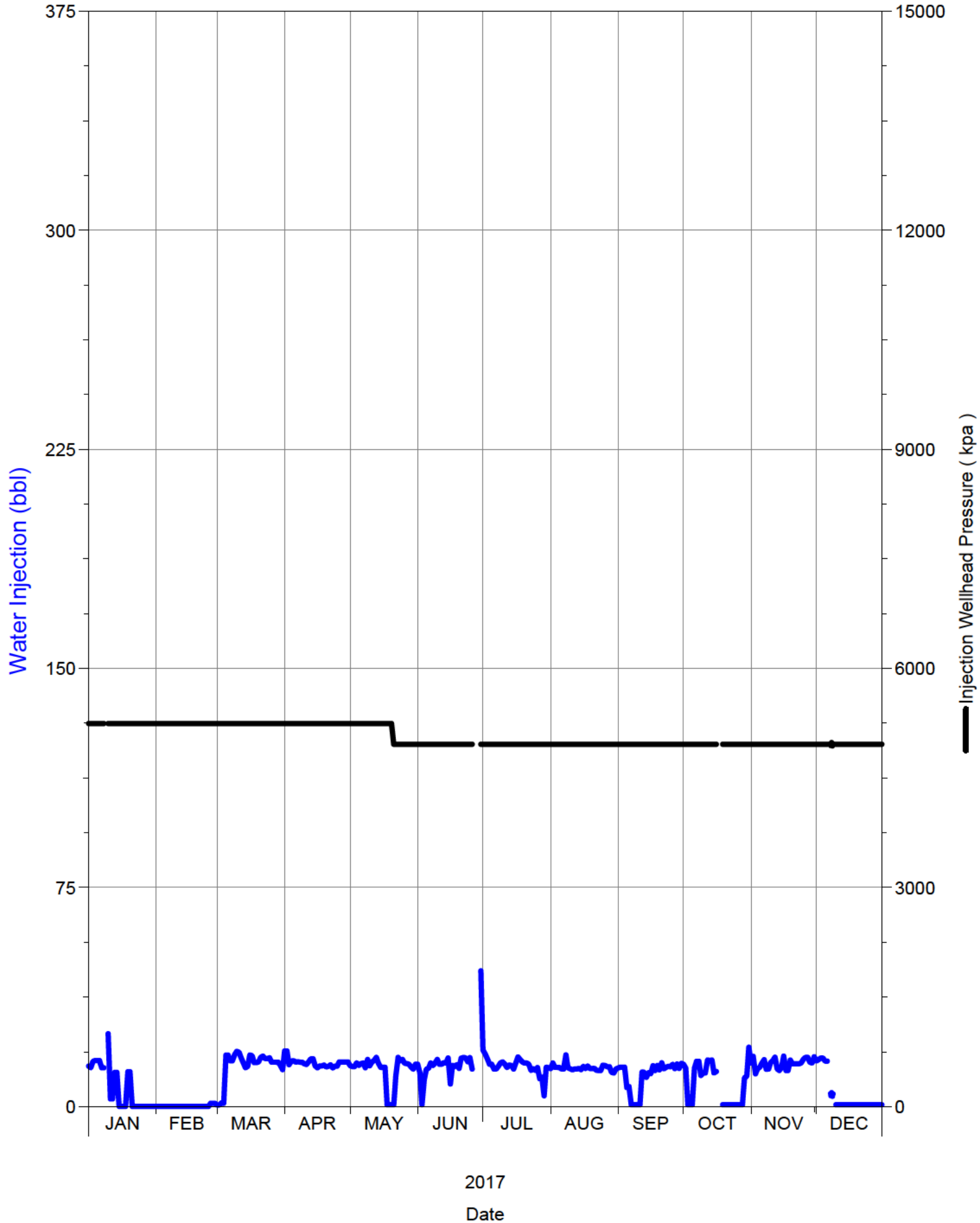
SPU 1



Daily Injection Rate and Pressure

03/16-09-002-29W1/0

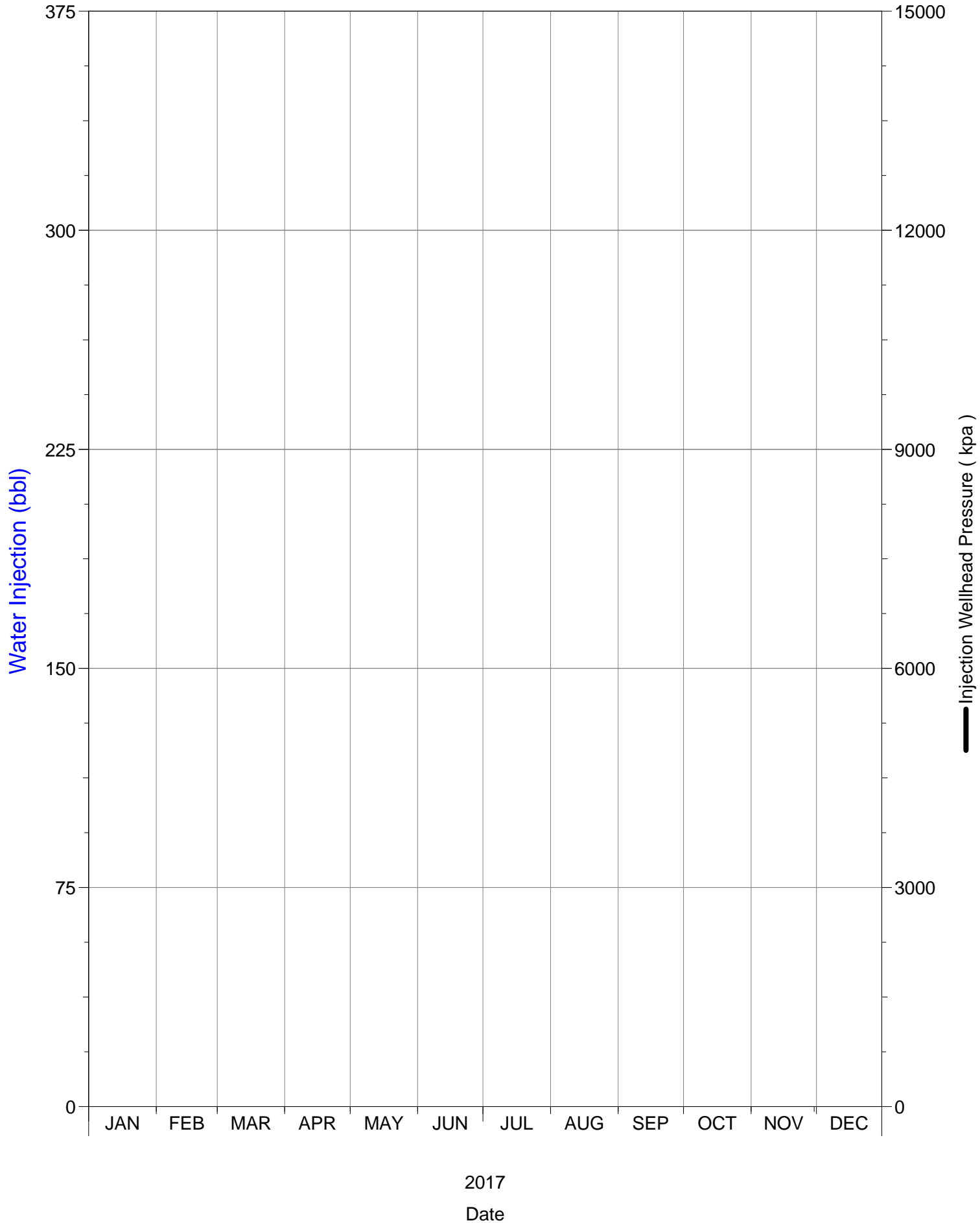
SPU 1



Daily Injection Rate and Pressure

04/05-09-002-29W1/0

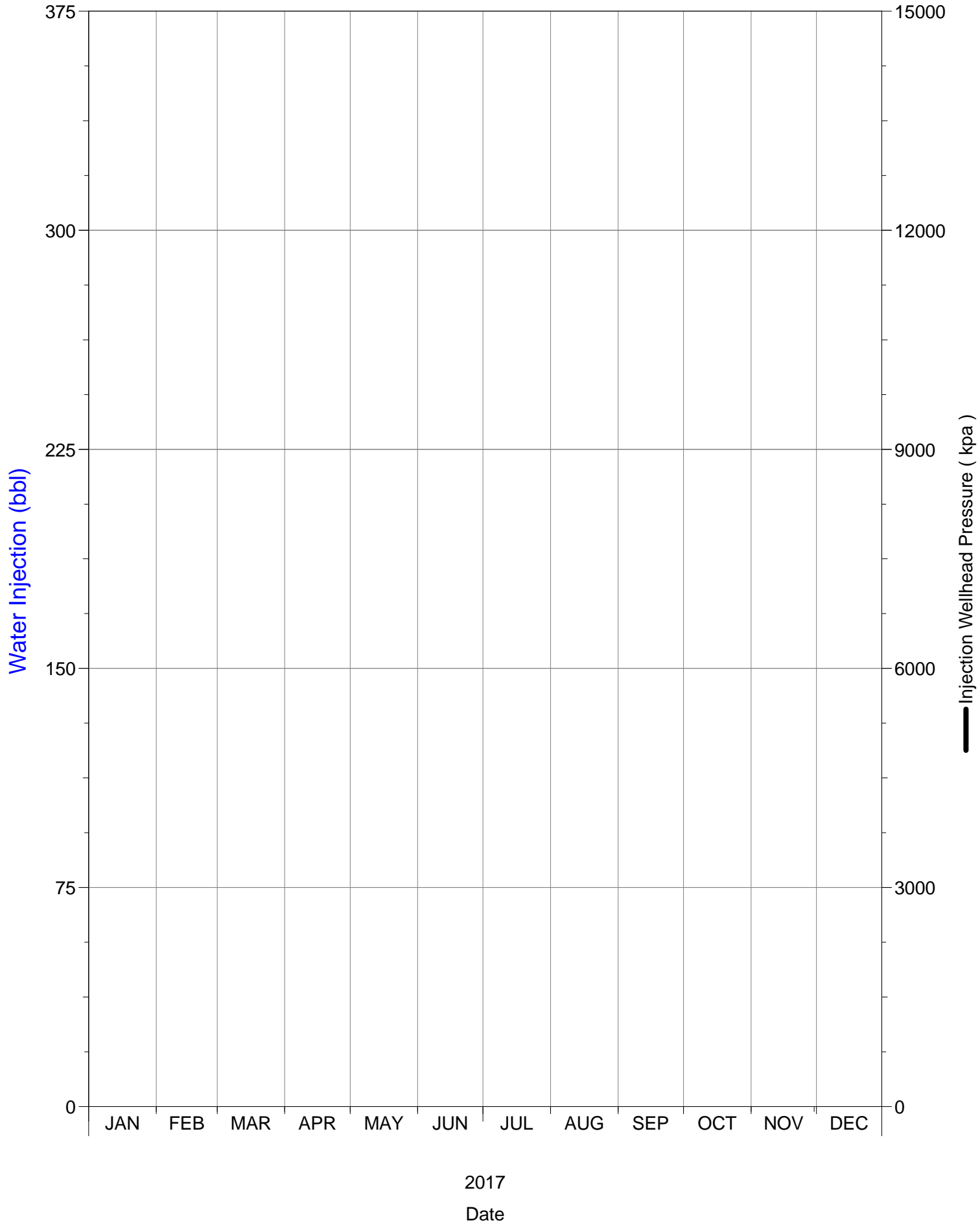
SPU 1



Daily Injection Rate and Pressure

04/05-15-002-29W1/0

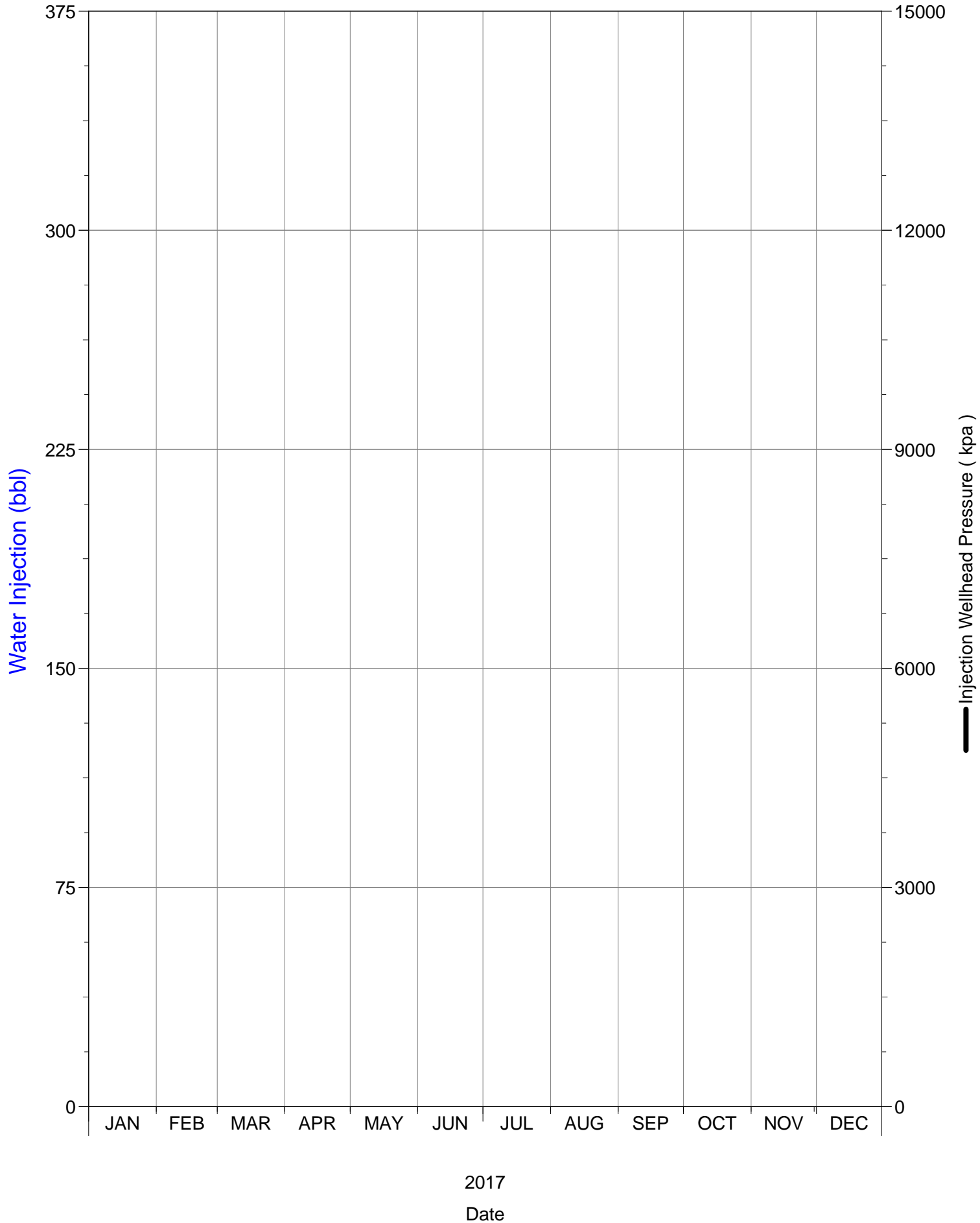
SPU 1



Daily Injection Rate and Pressure

A0/04-09-002-29W1/0

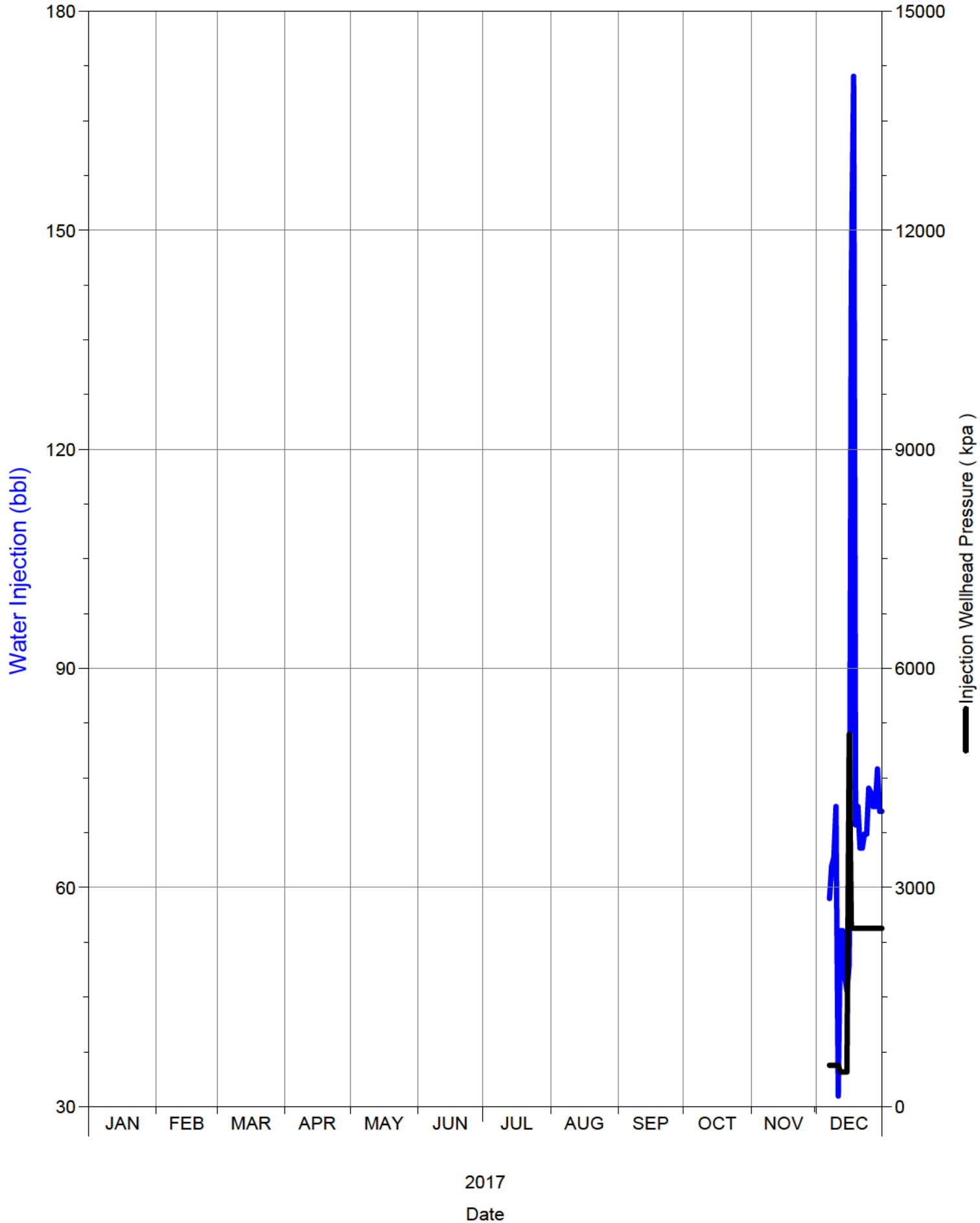
SPU 1



Daily Injection Rate and Pressure

A0/10-09-002-29W1/0

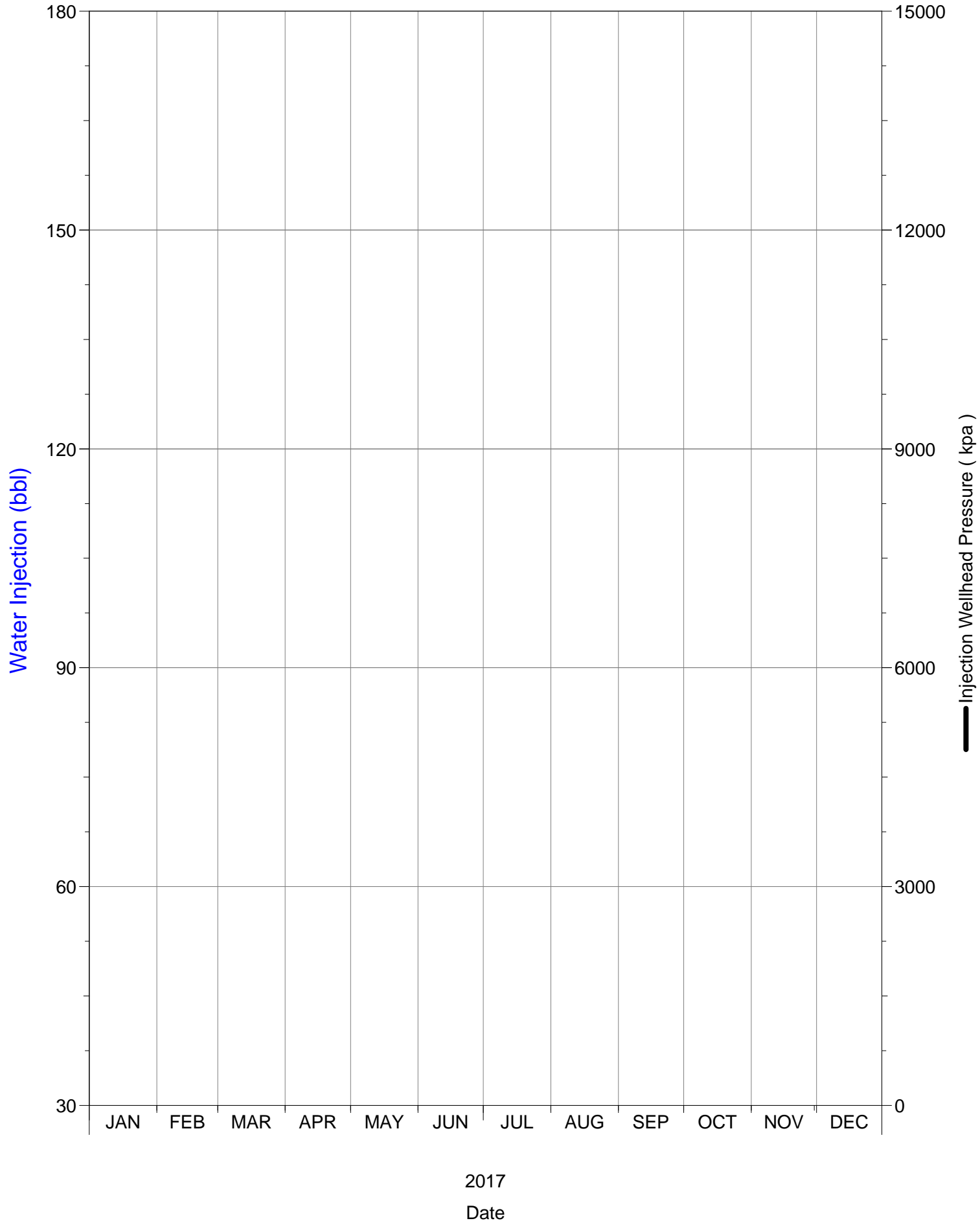
SPU 1



Daily Injection Rate and Pressure

A0/14-08-002-29W1/0

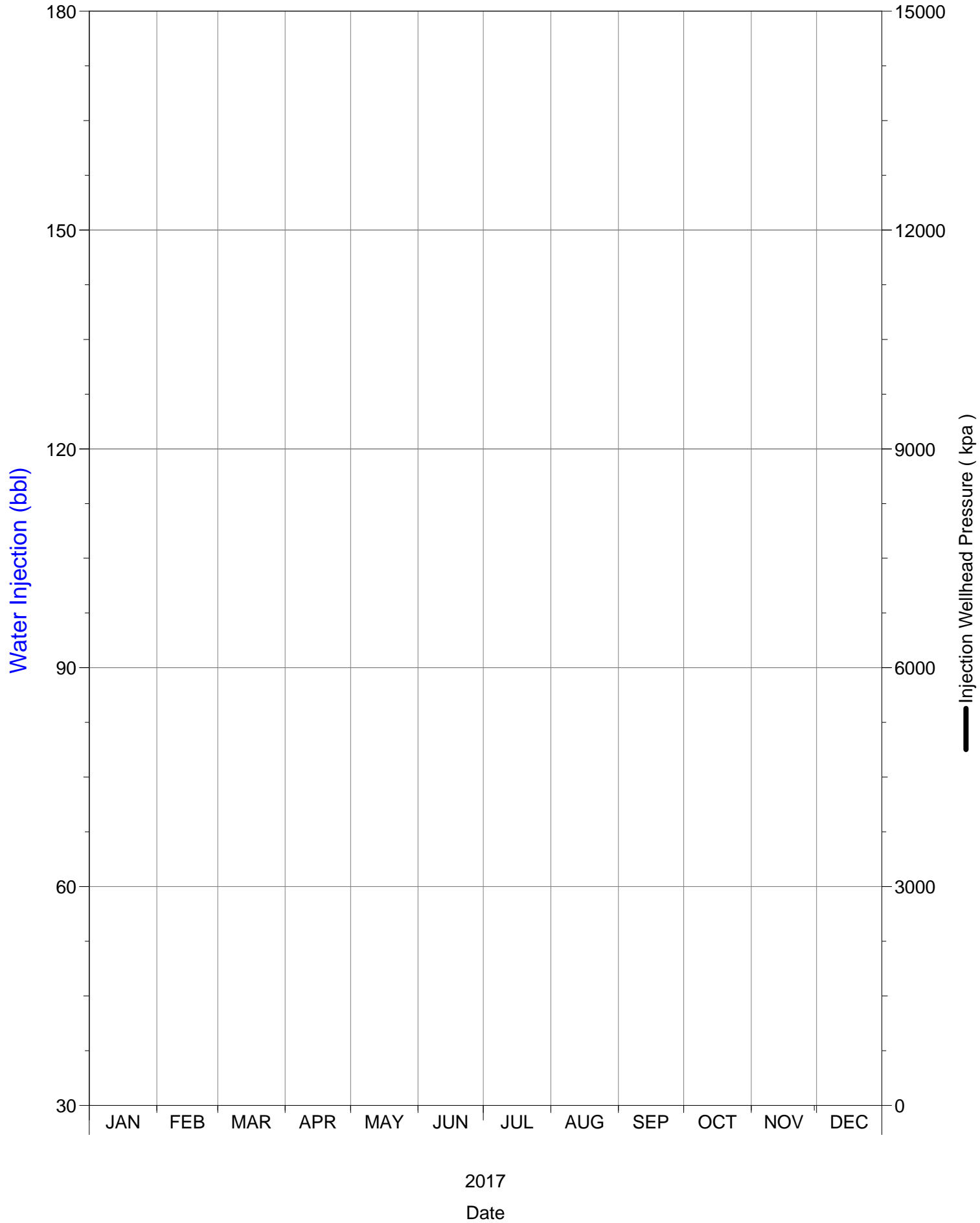
SPU 1



Daily Injection Rate and Pressure

B0/01-09-002-29W1/0

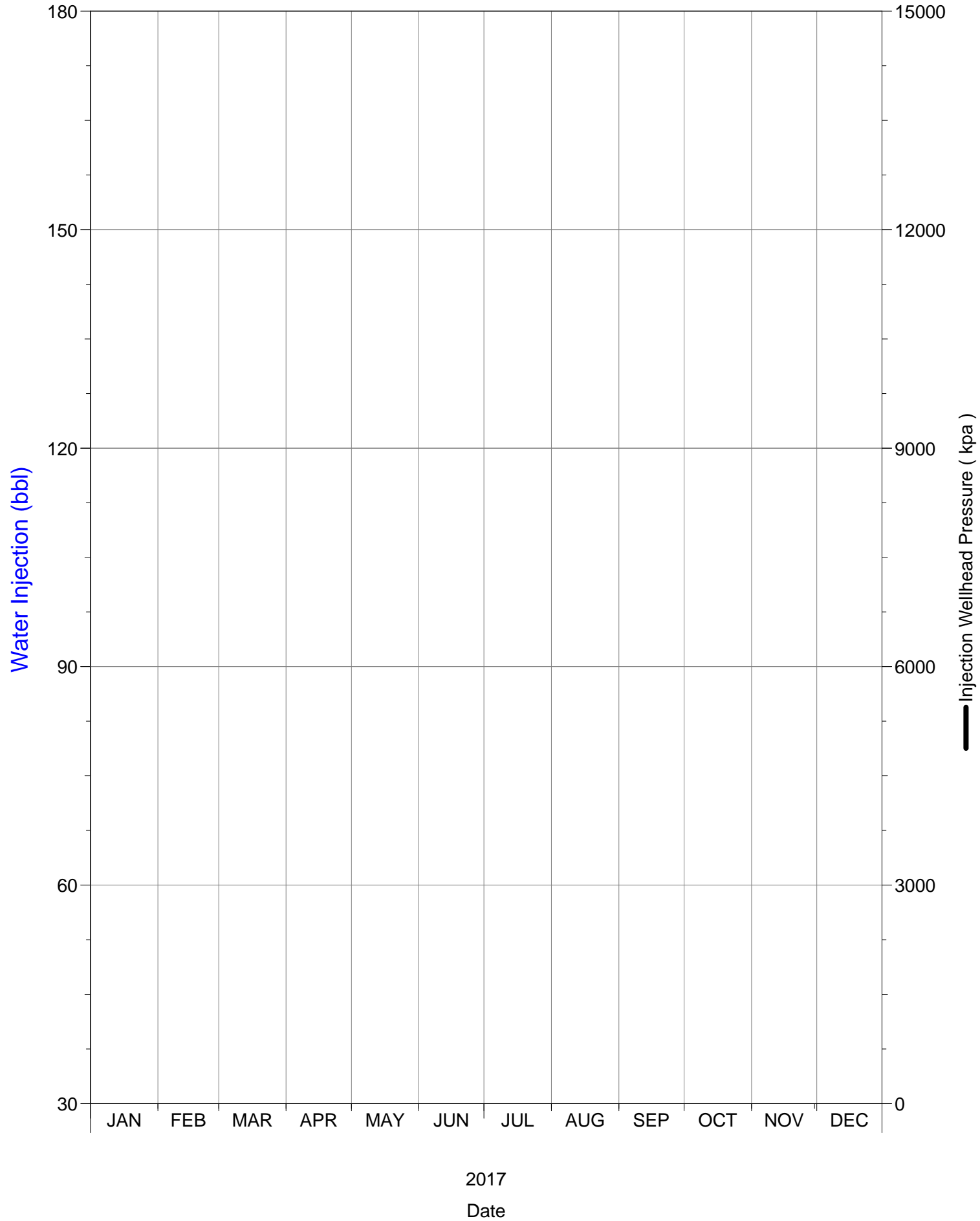
SPU 1



Daily Injection Rate and Pressure

B0/01-17-002-29W1/0

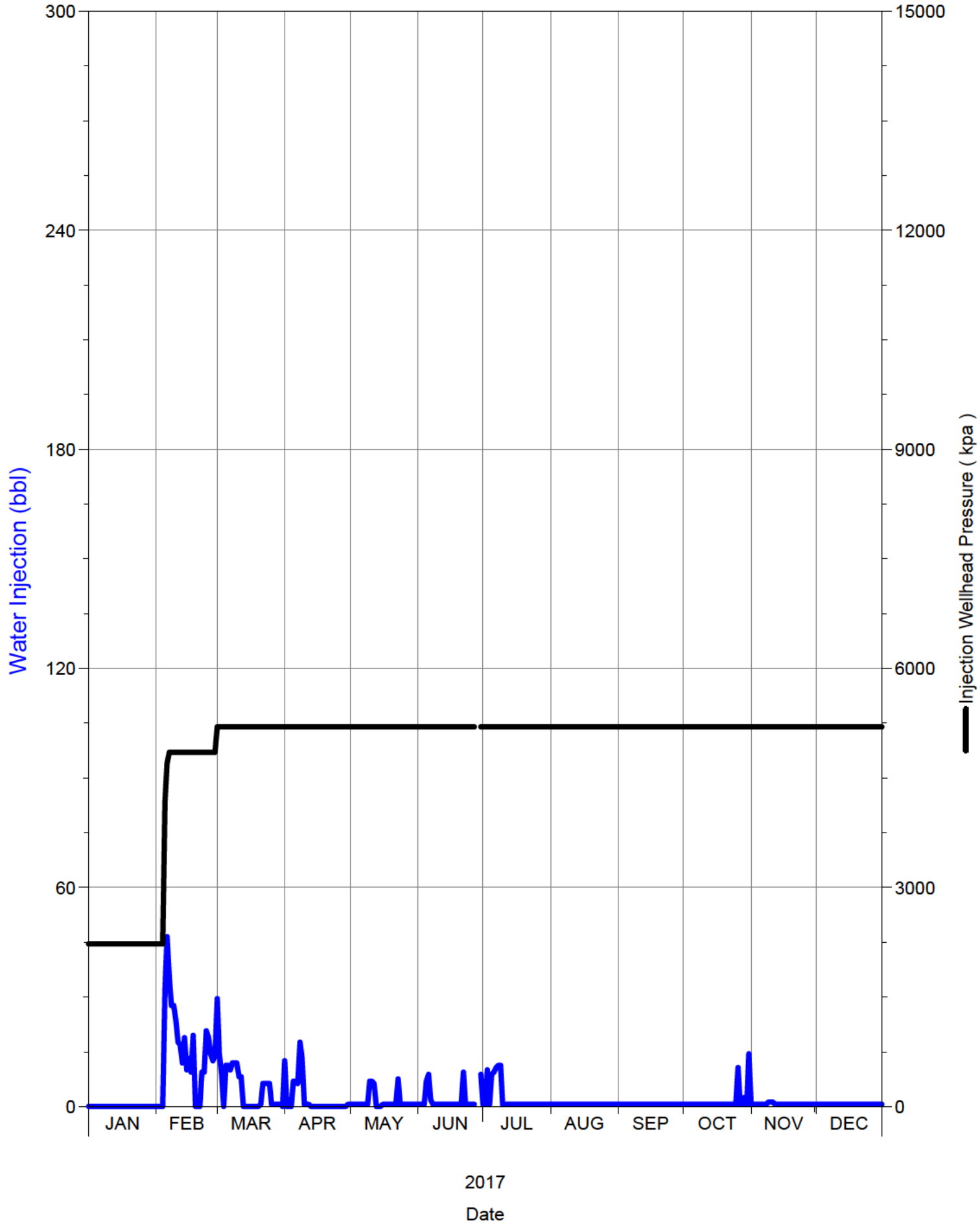
SPU 1



Daily Injection Rate and Pressure

B0/02-17-002-29W1/0

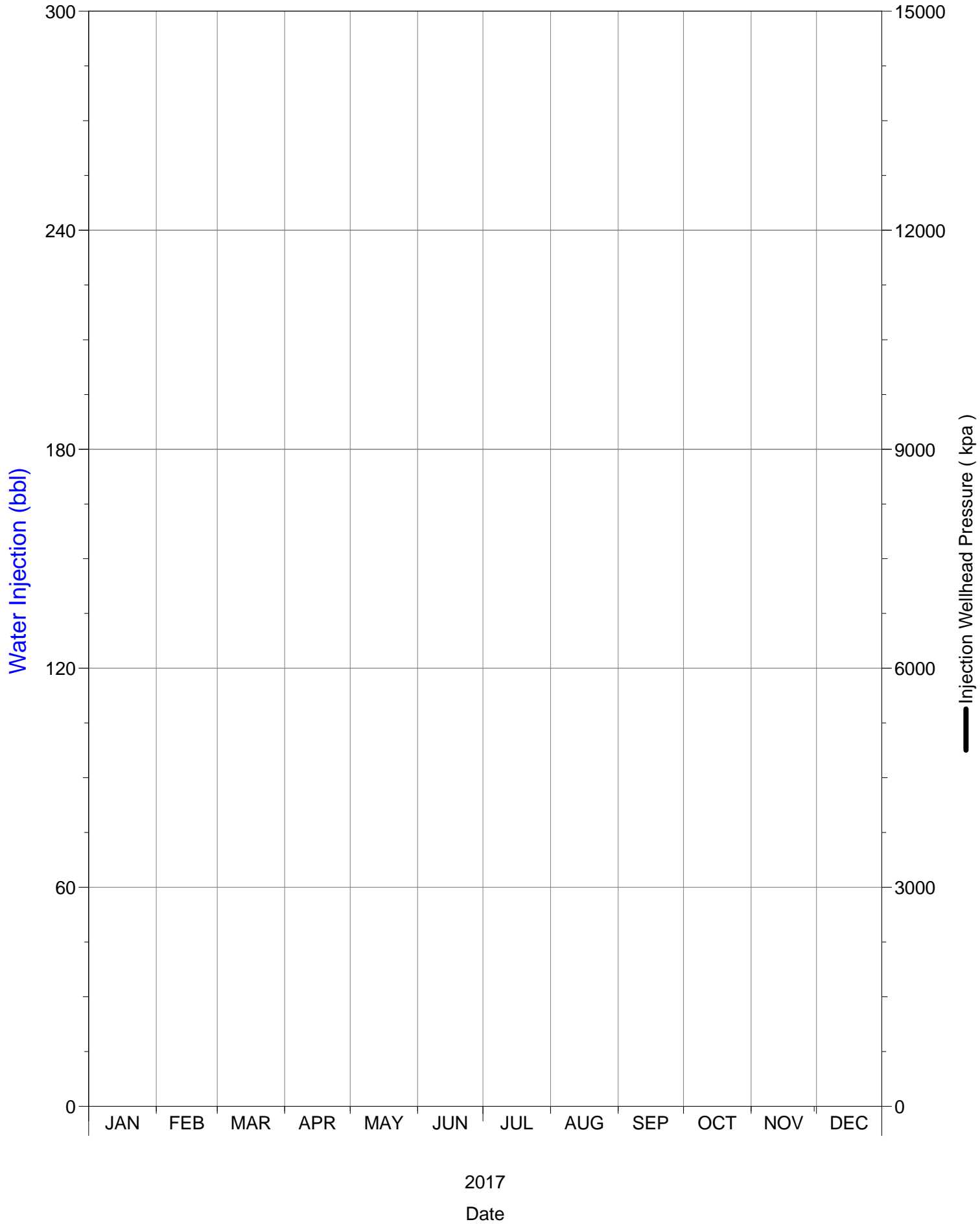
SPU 1



Daily Injection Rate and Pressure

B0/03-09-002-29W1/0

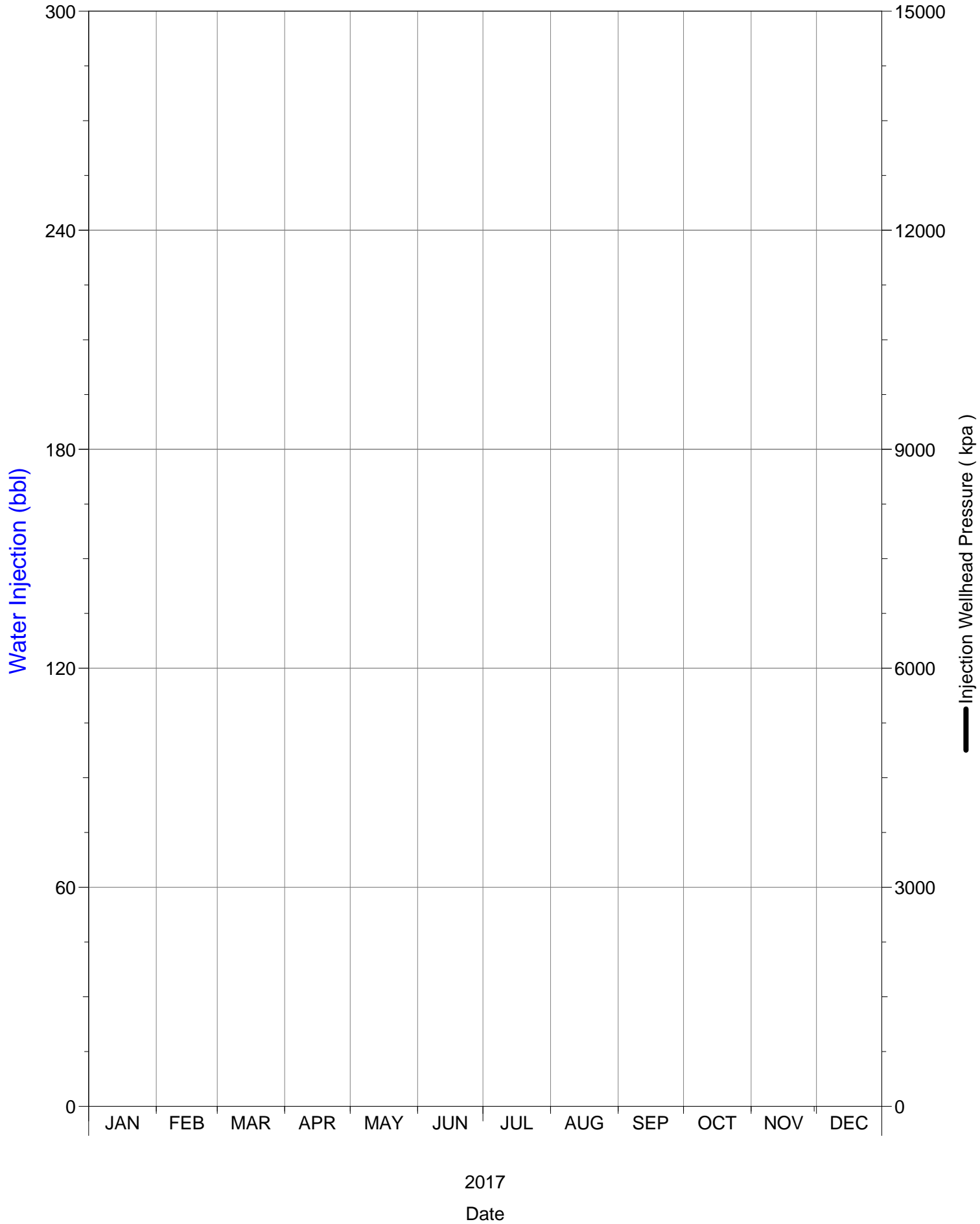
SPU 1



Daily Injection Rate and Pressure

B0/03-17-002-29W1/0

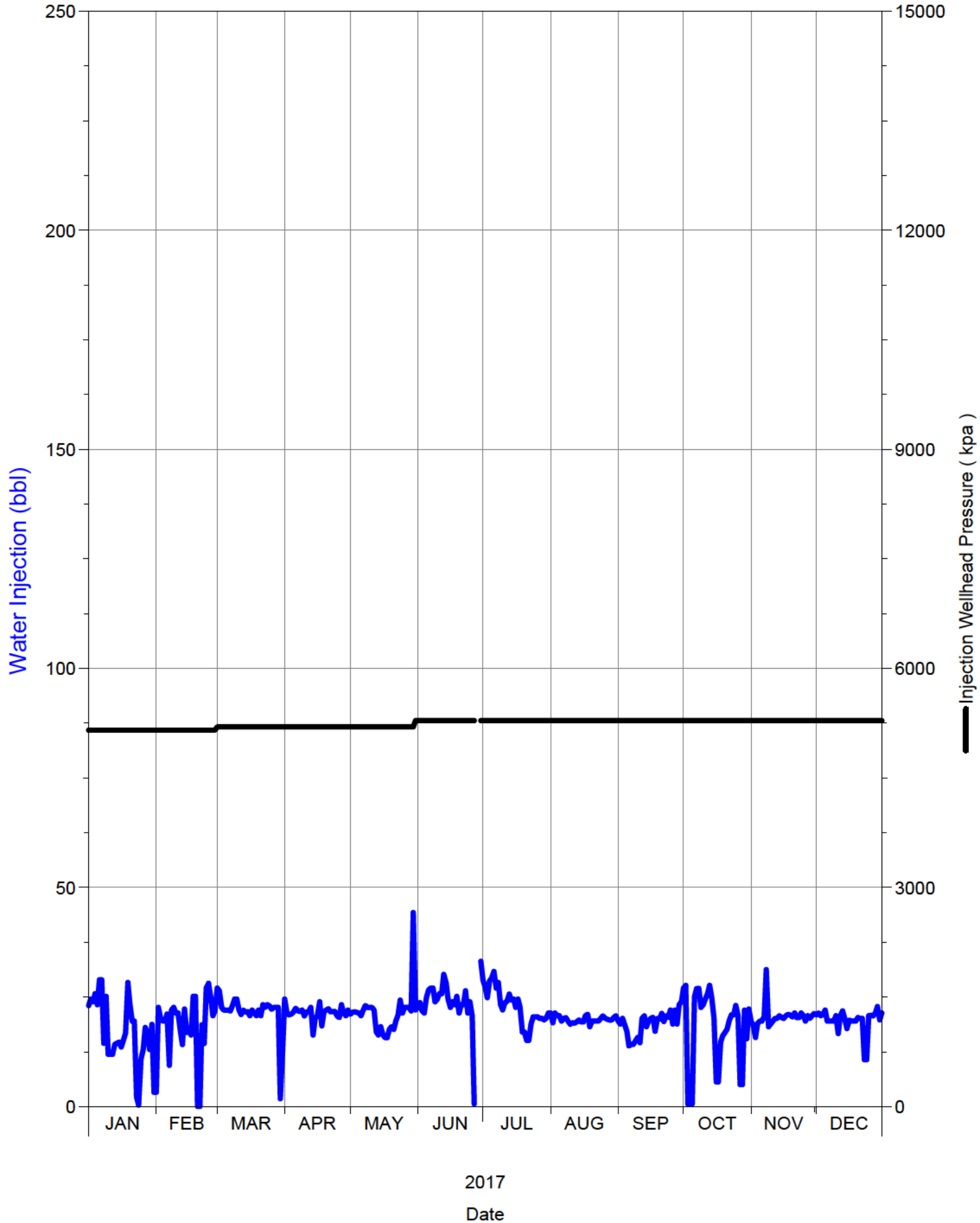
SPU 1



Daily Injection Rate and Pressure

B0/04-16-002-29W1/0

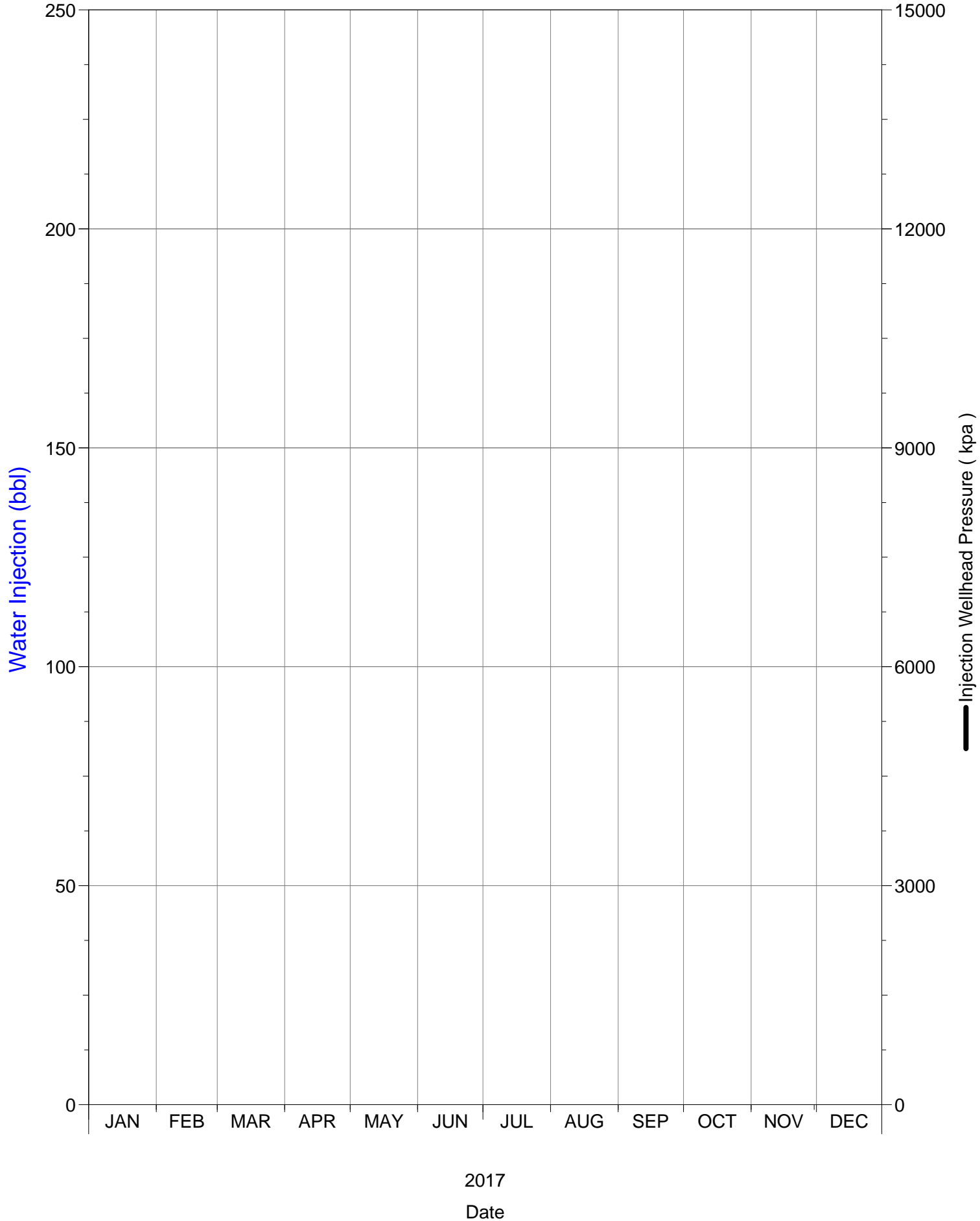
SPU 1



Daily Injection Rate and Pressure

B0/05-15-002-29W1/0

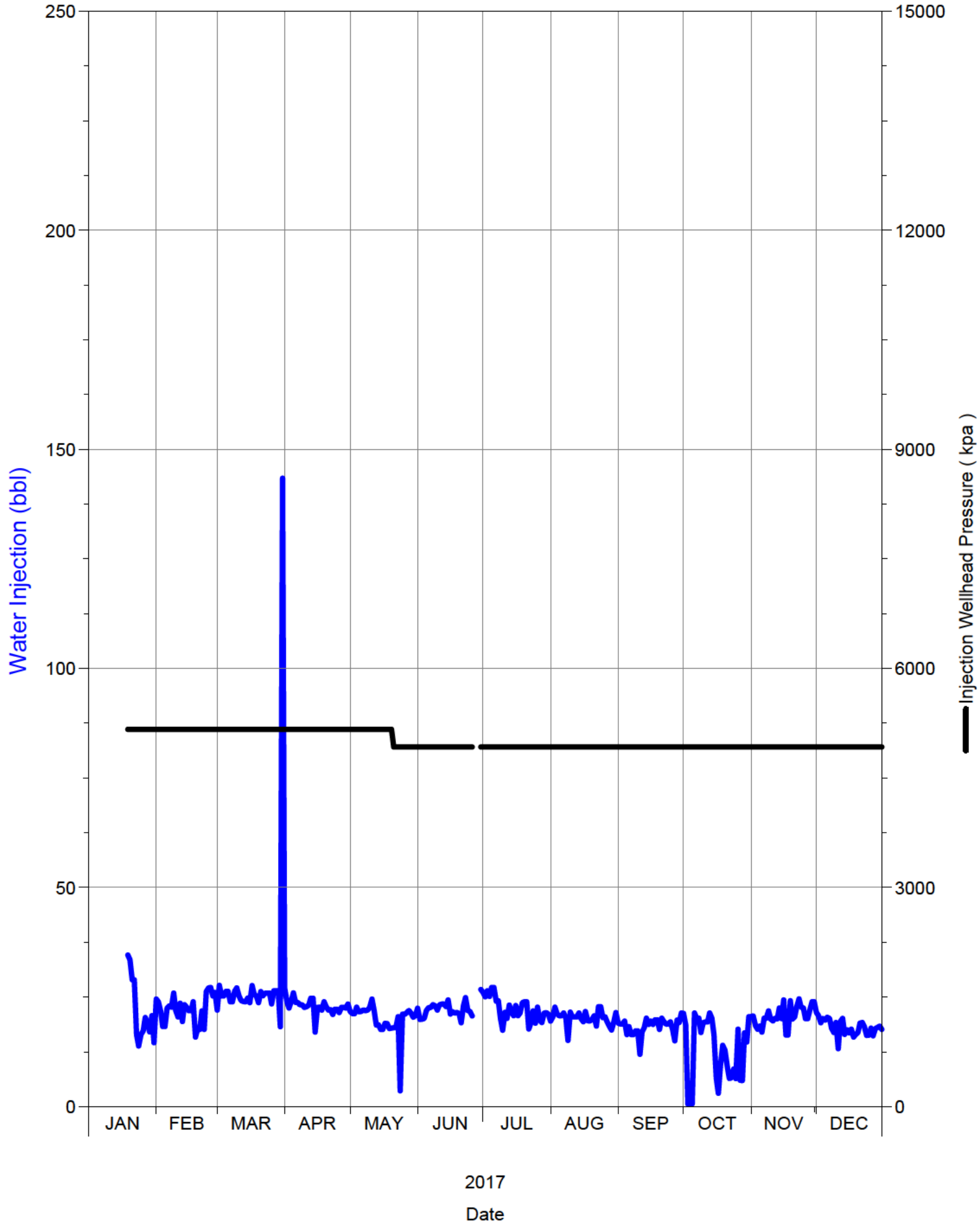
SPU 1



Daily Injection Rate and Pressure

B0/06-09-002-29W1/0

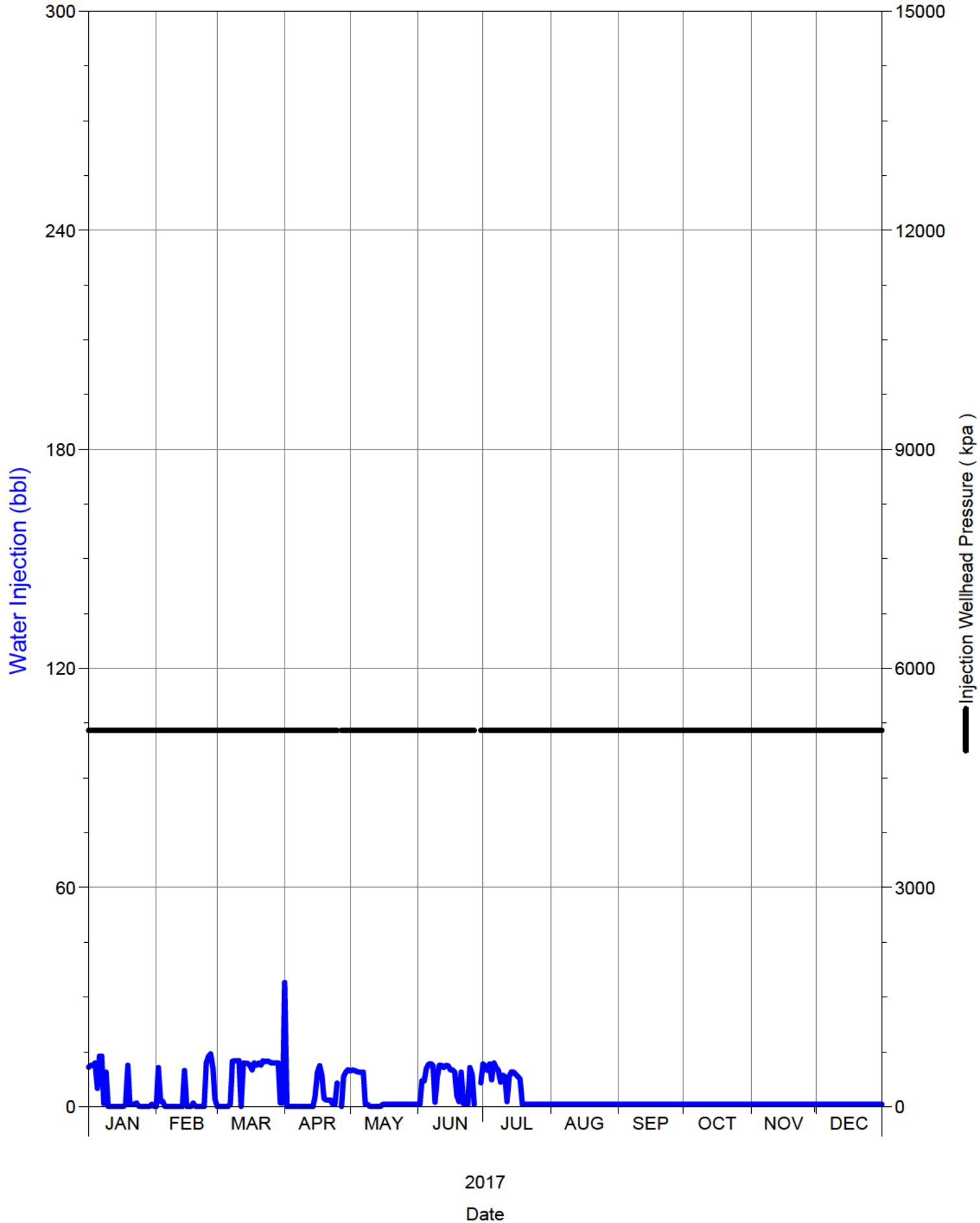
SPU 1



Daily Injection Rate and Pressure

B0/06-16-002-29W1/0

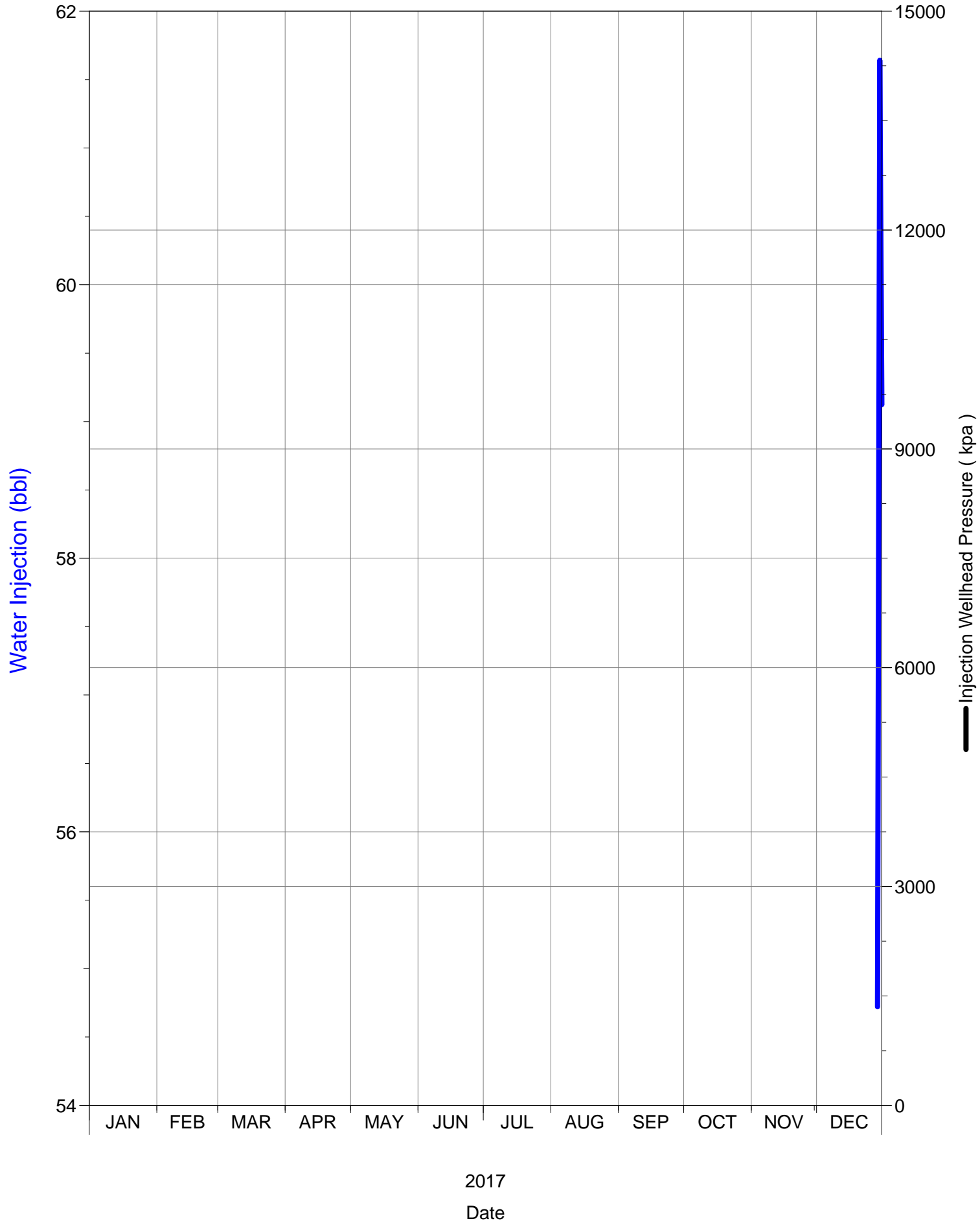
SPU 1



Daily Injection Rate and Pressure

B0/07-09-002-29W1/0

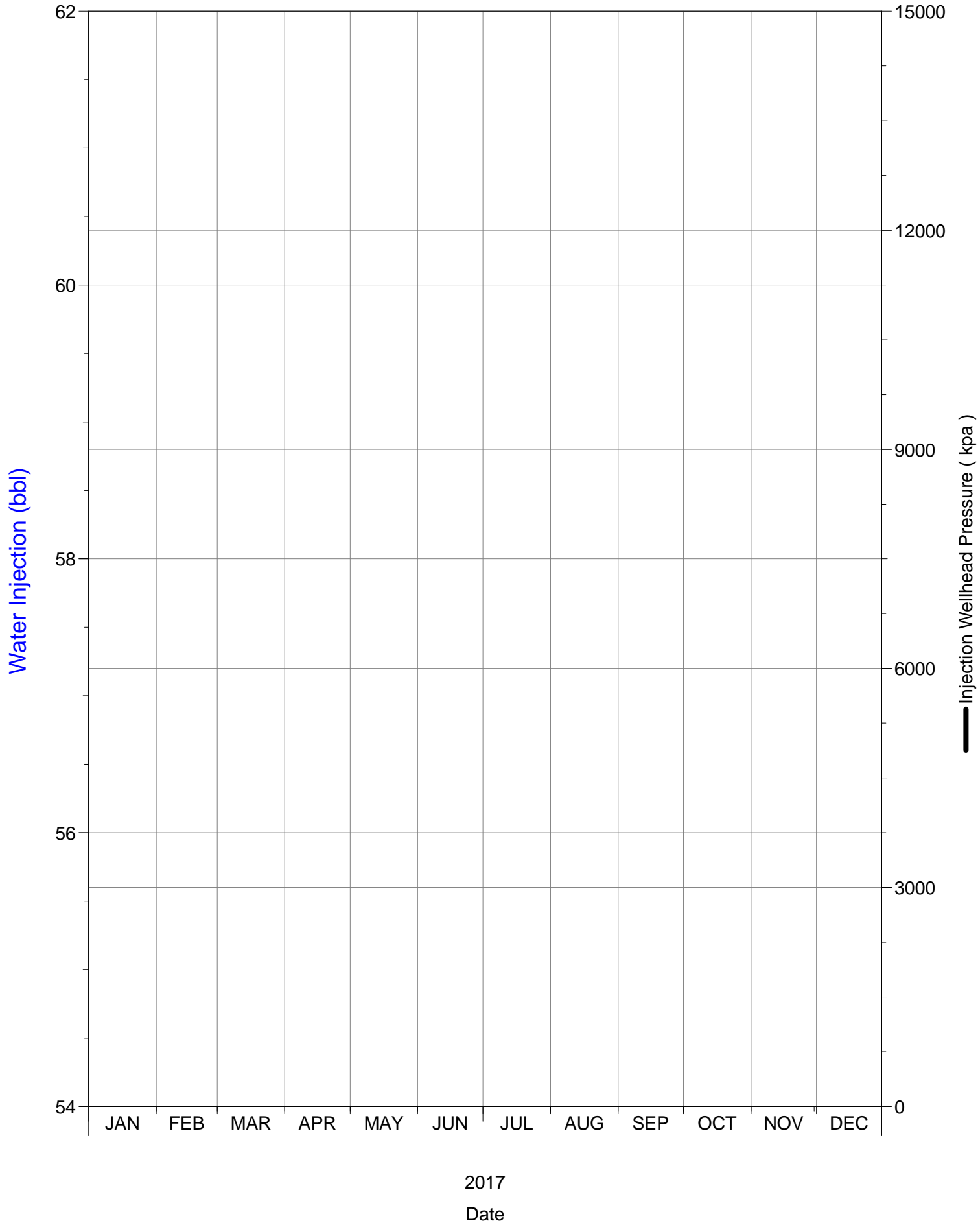
SPU 1



Daily Injection Rate and Pressure

B0/07-16-002-29W1/0

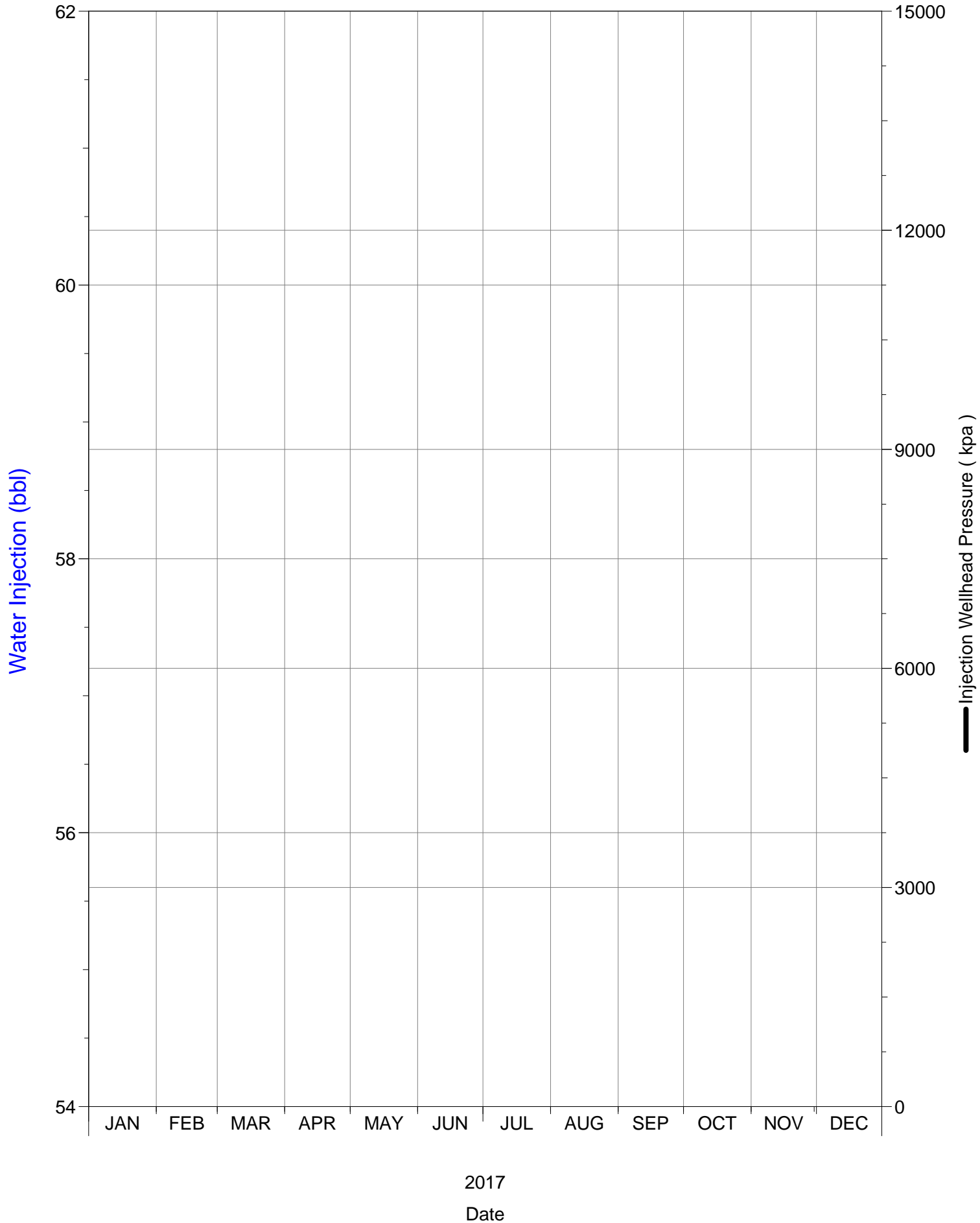
SPU 1



Daily Injection Rate and Pressure

B0/07-17-002-29W1/0

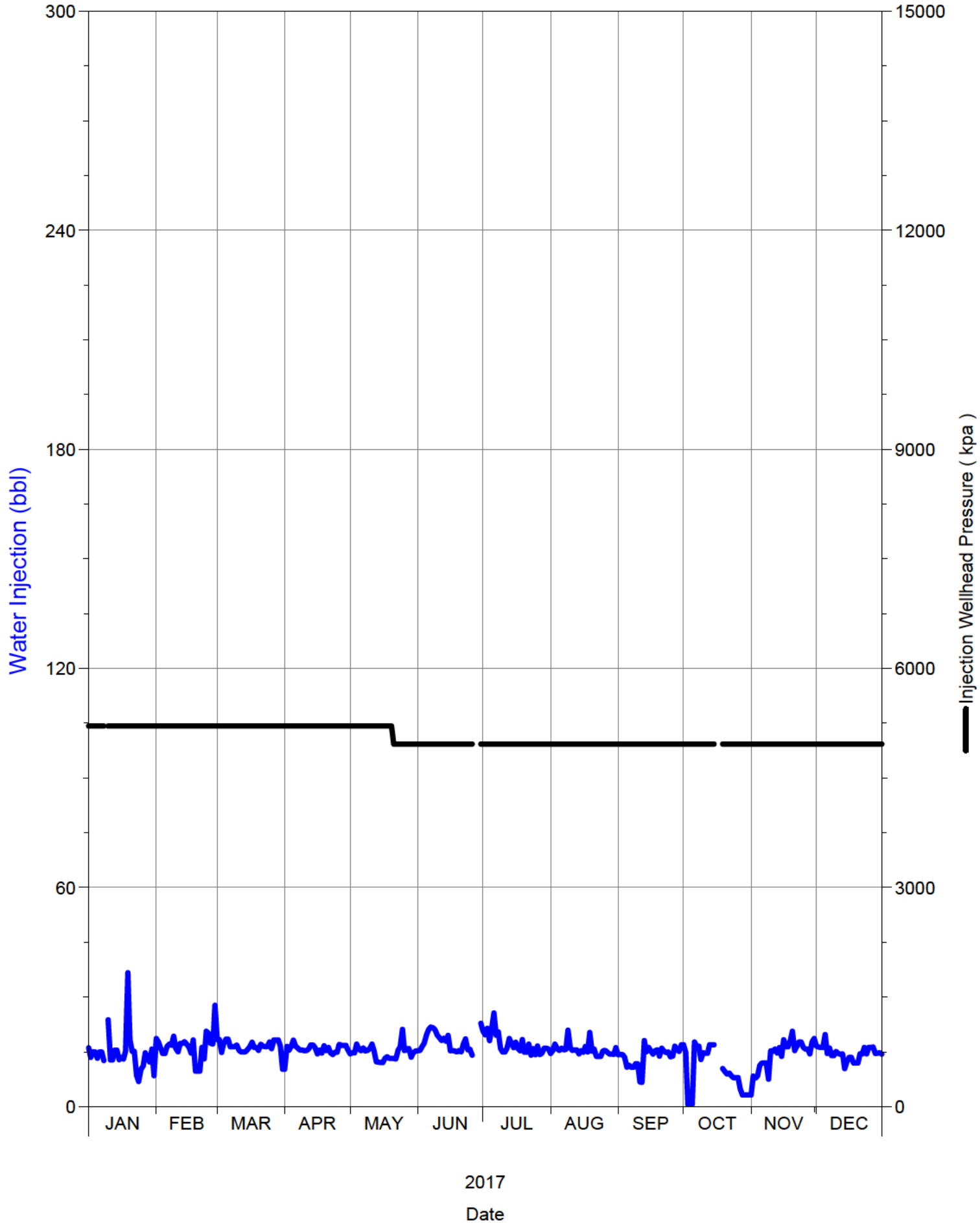
SPU 1



Daily Injection Rate and Pressure

B0/08-09-002-29W1/0

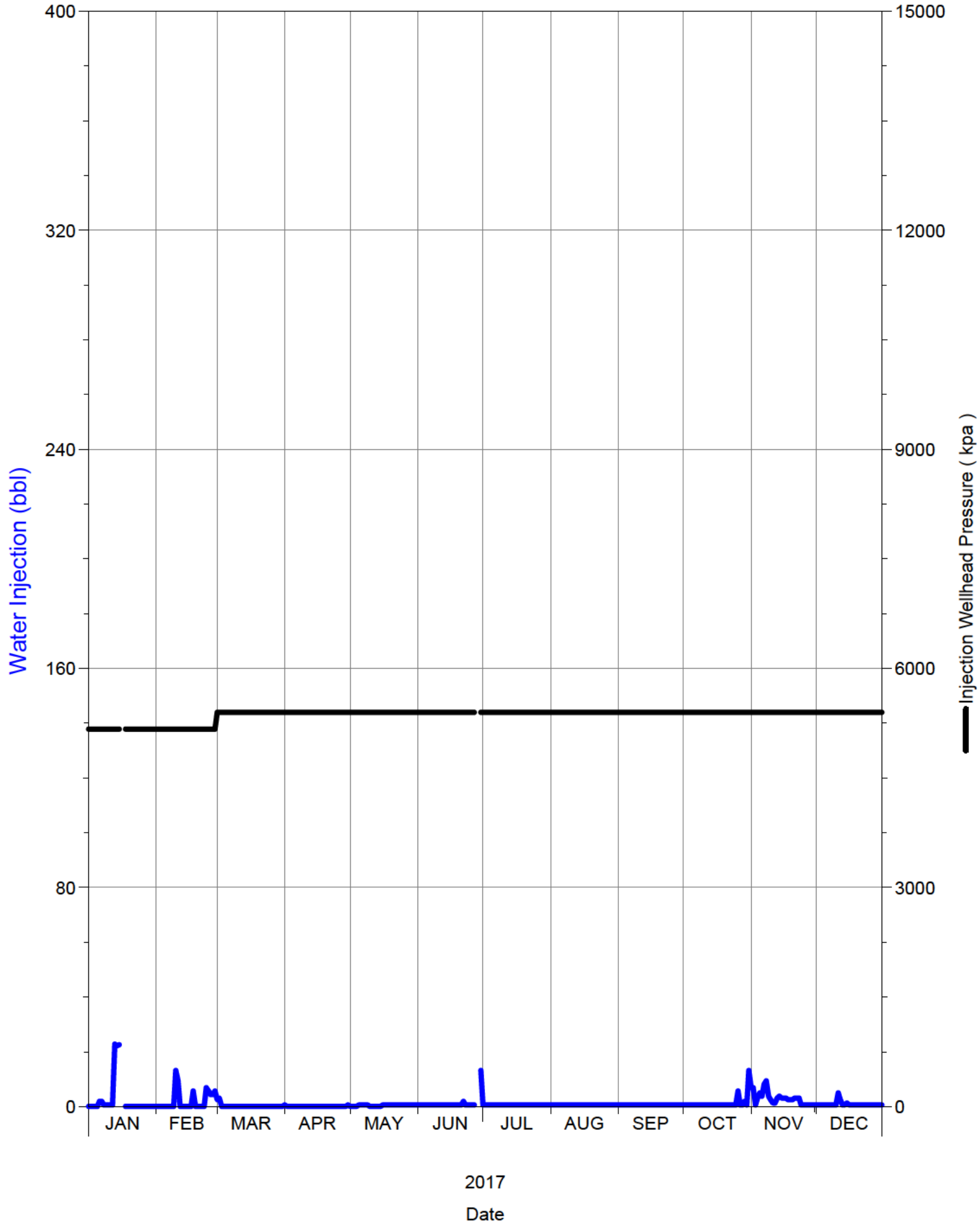
SPU 1



Daily Injection Rate and Pressure

B0/08-16-002-29W1/0

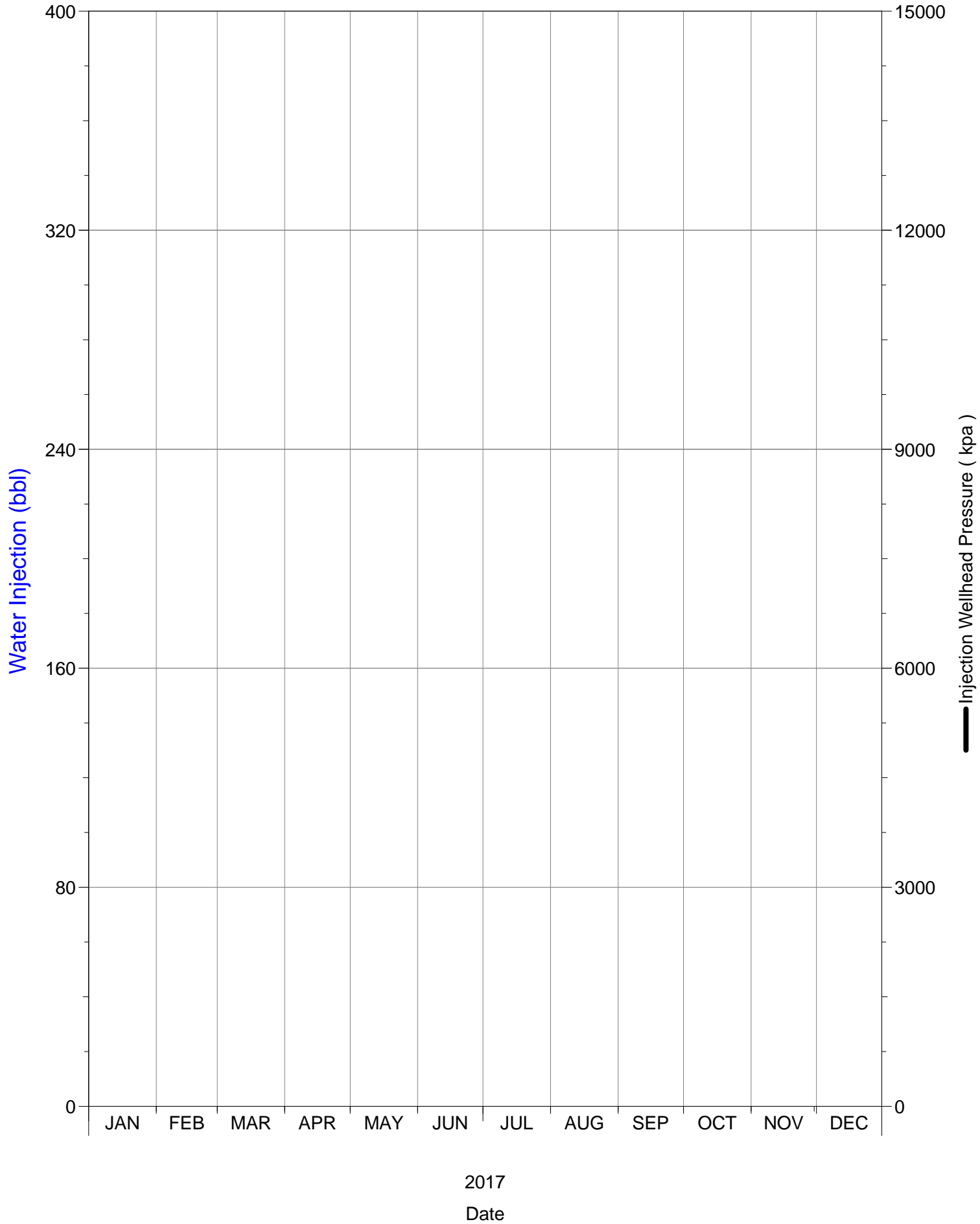
SPU 1



Daily Injection Rate and Pressure

B0/09-17-002-29W1/0

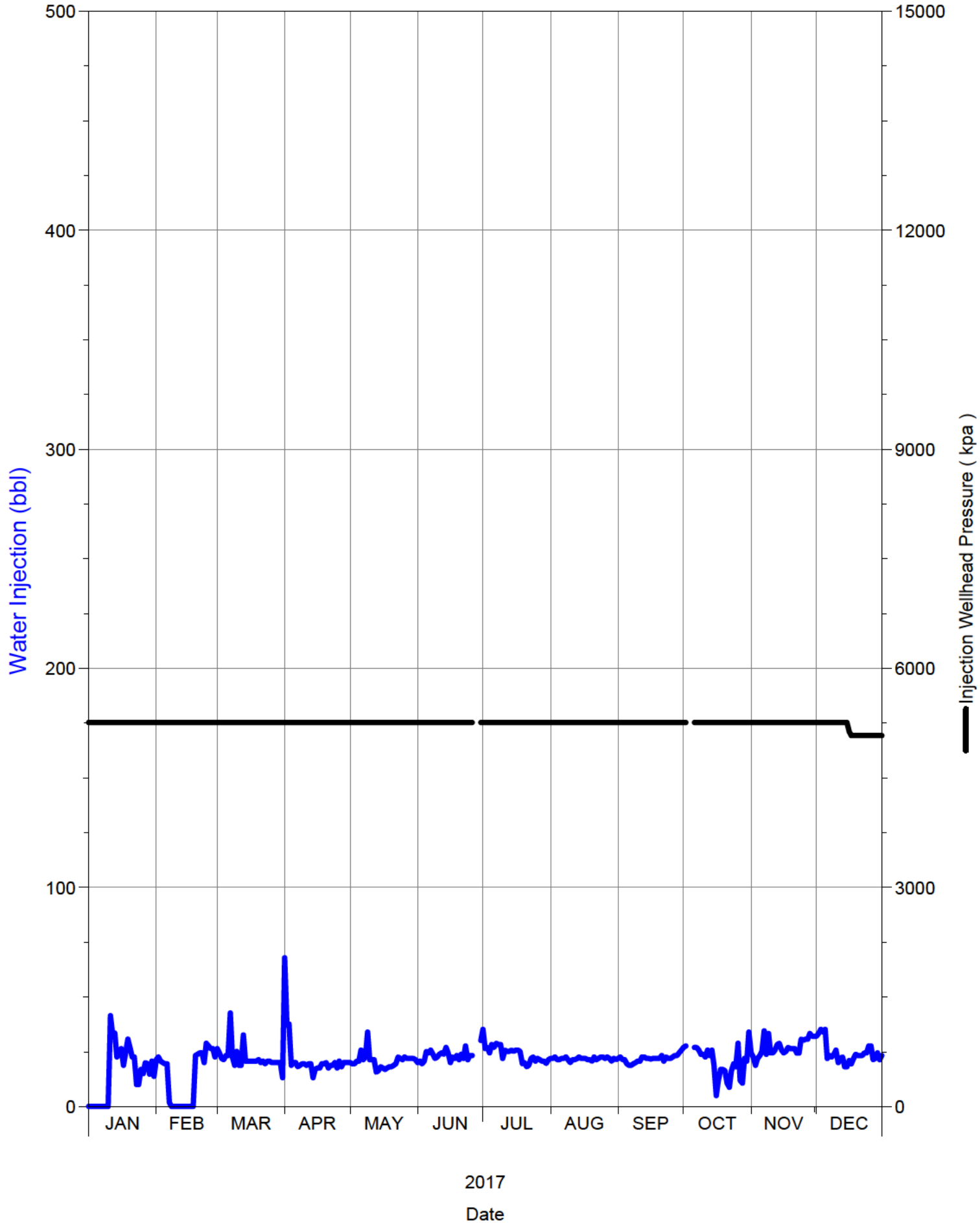
SPU 1



Daily Injection Rate and Pressure

B0/11-09-002-29W1/0

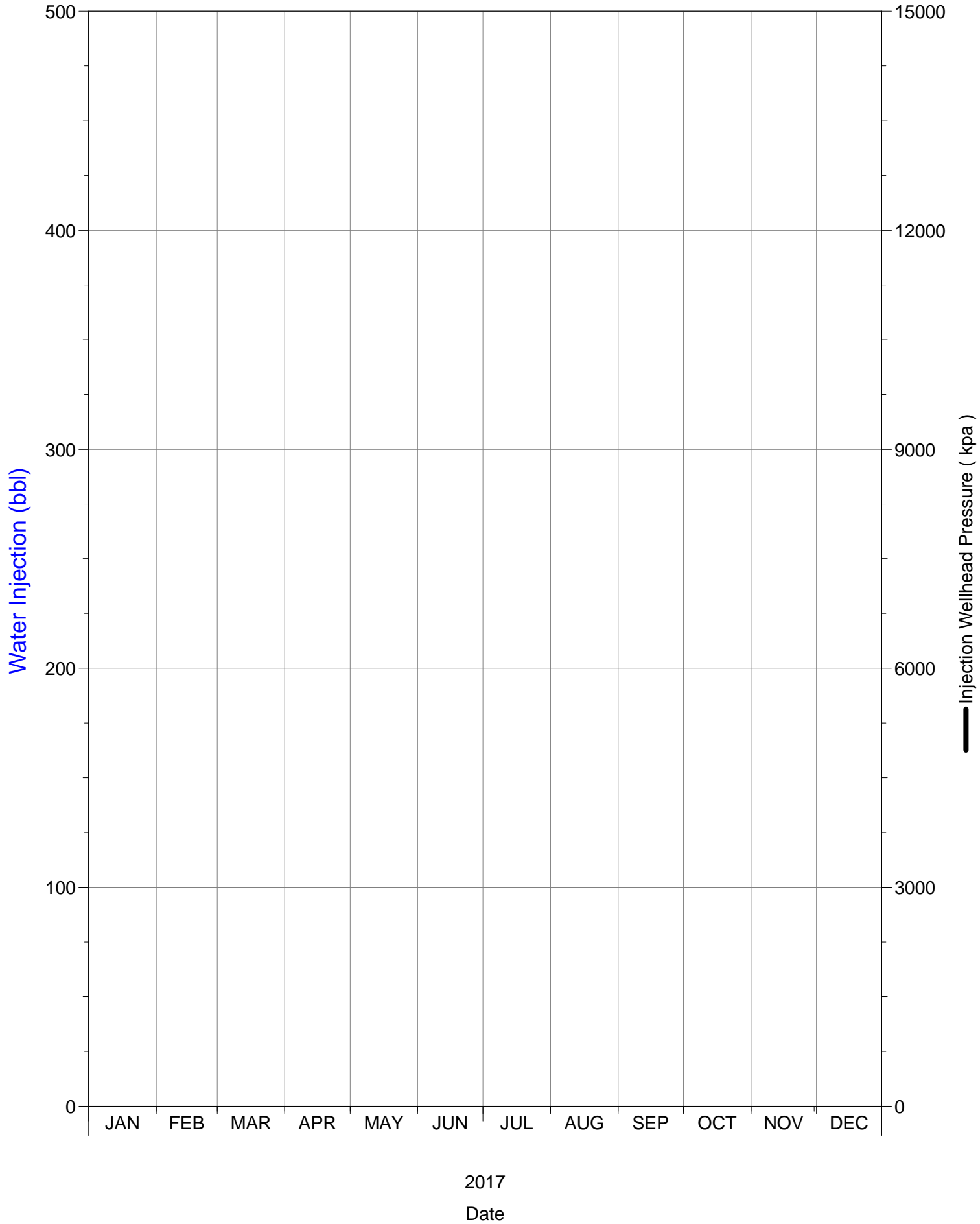
SPU 1



Daily Injection Rate and Pressure

B0/11-16-002-29W1/0

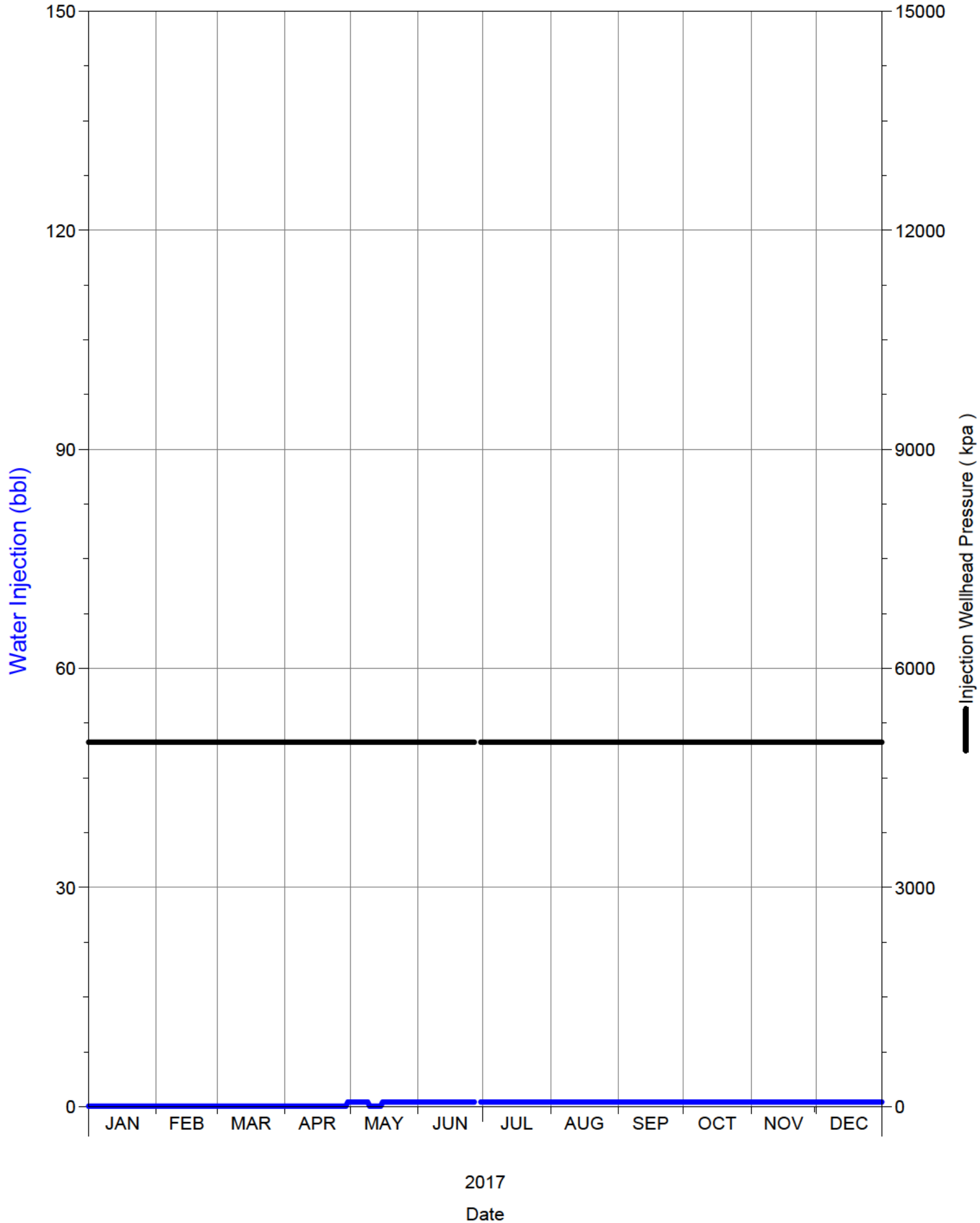
SPU 1



Daily Injection Rate and Pressure

B0/12-17-002-29W1/0

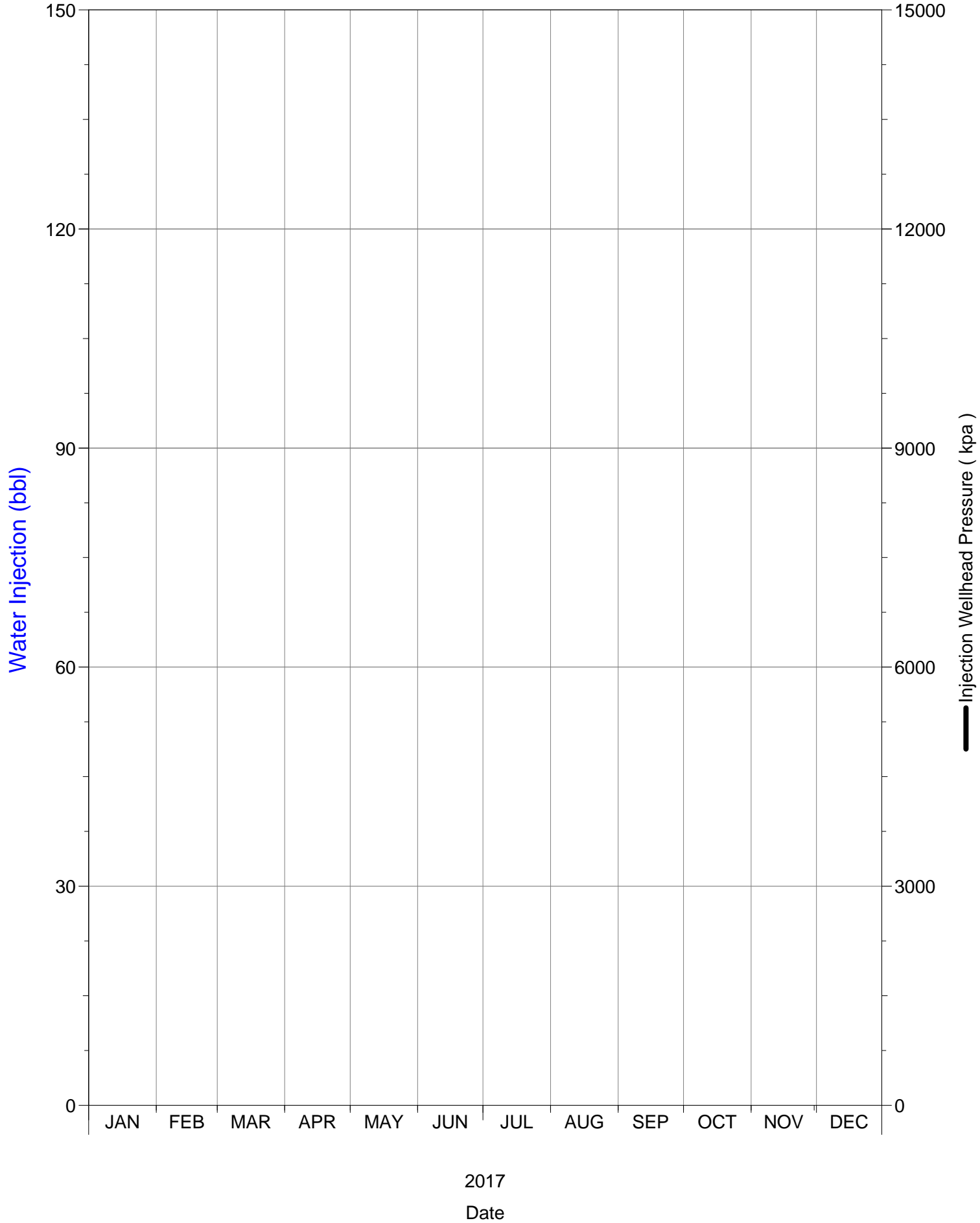
SPU 1



Daily Injection Rate and Pressure

B0/13-04-002-29W1/0

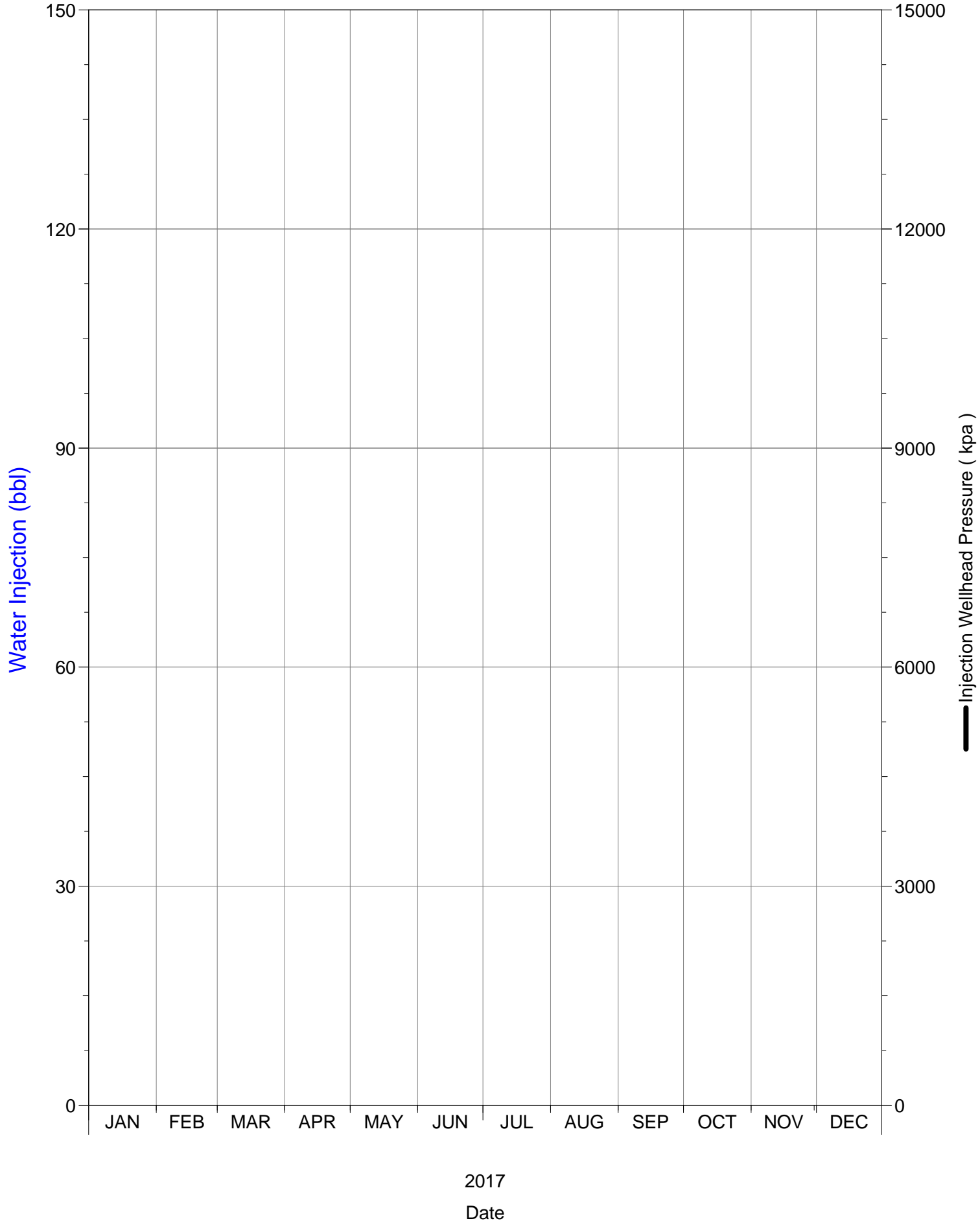
SPU 1



Daily Injection Rate and Pressure

B0/13-09-002-29W1/0

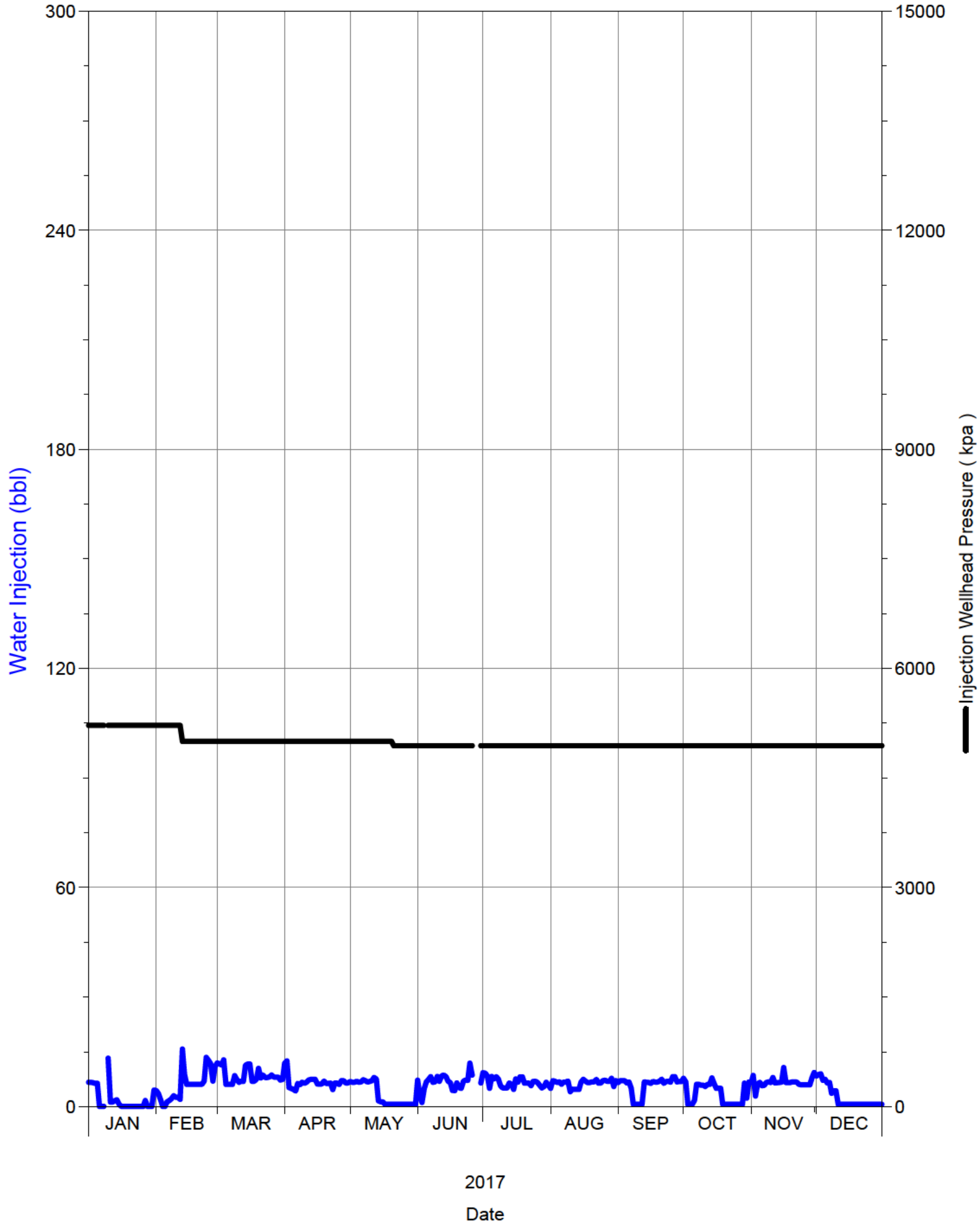
SPU 1



Daily Injection Rate and Pressure

B0/14-04-002-29W1/0

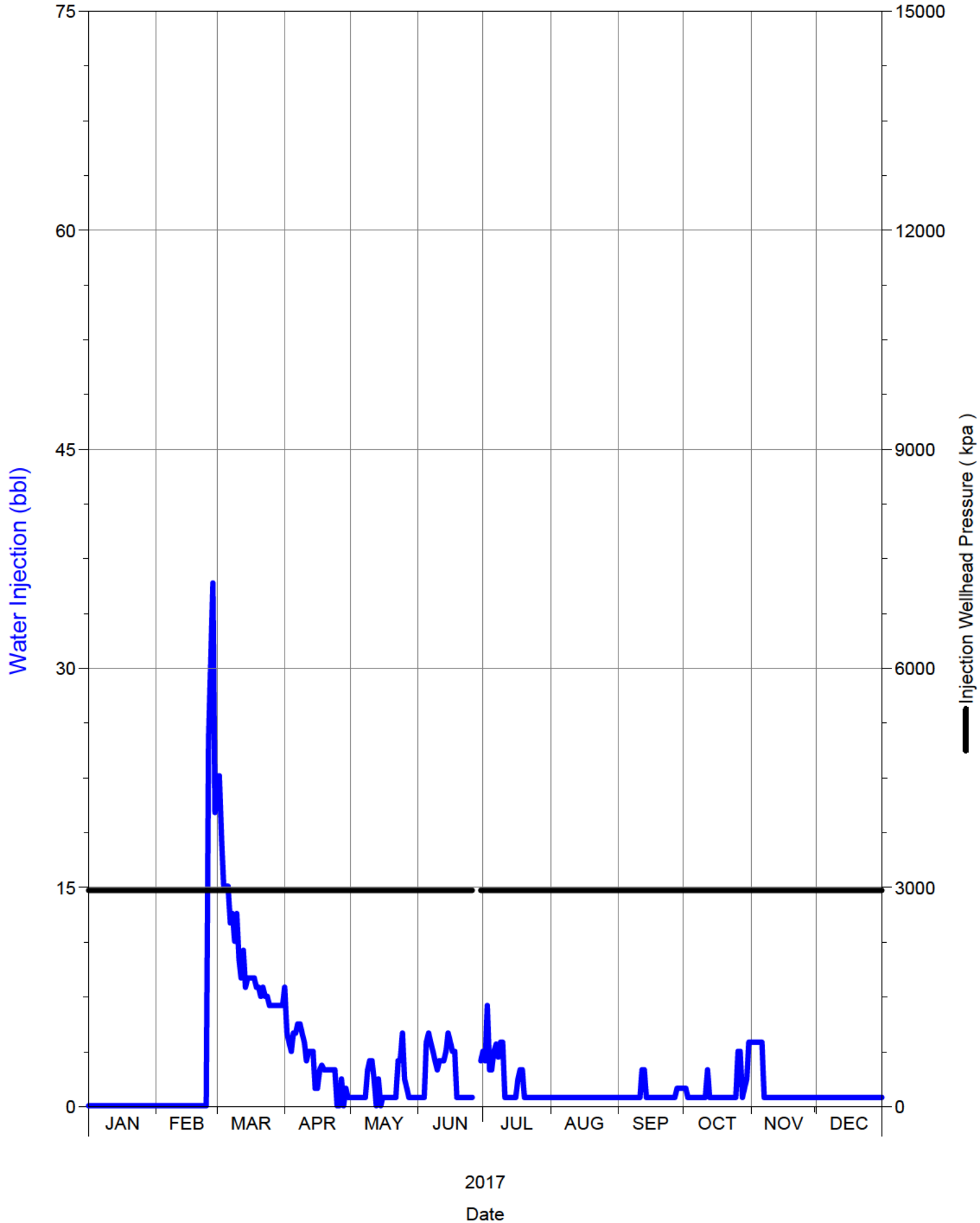
SPU 1



Daily Injection Rate and Pressure

B0/14-08-002-29W1/0

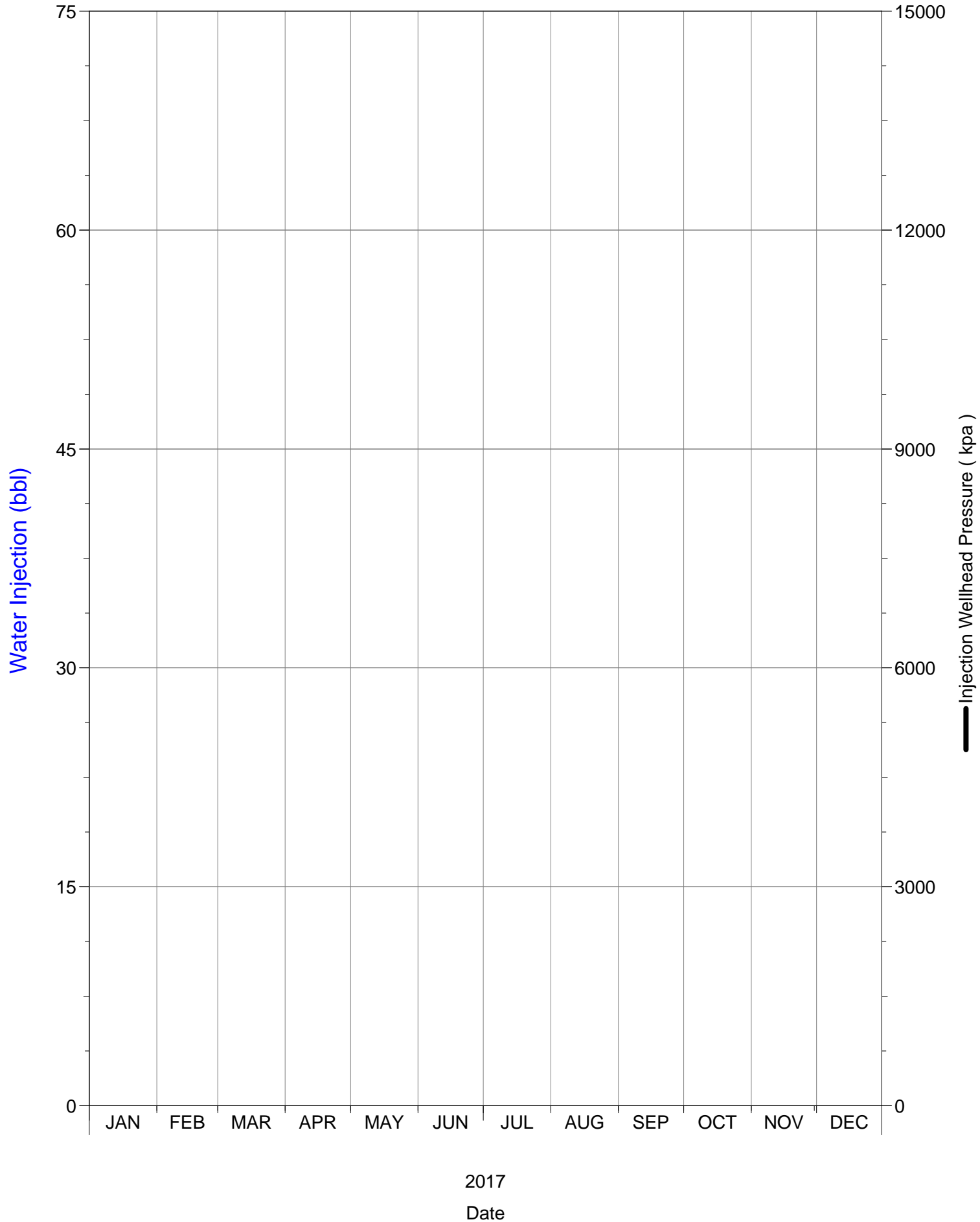
SPU 1



Daily Injection Rate and Pressure

B0/15-16-002-29W1/0

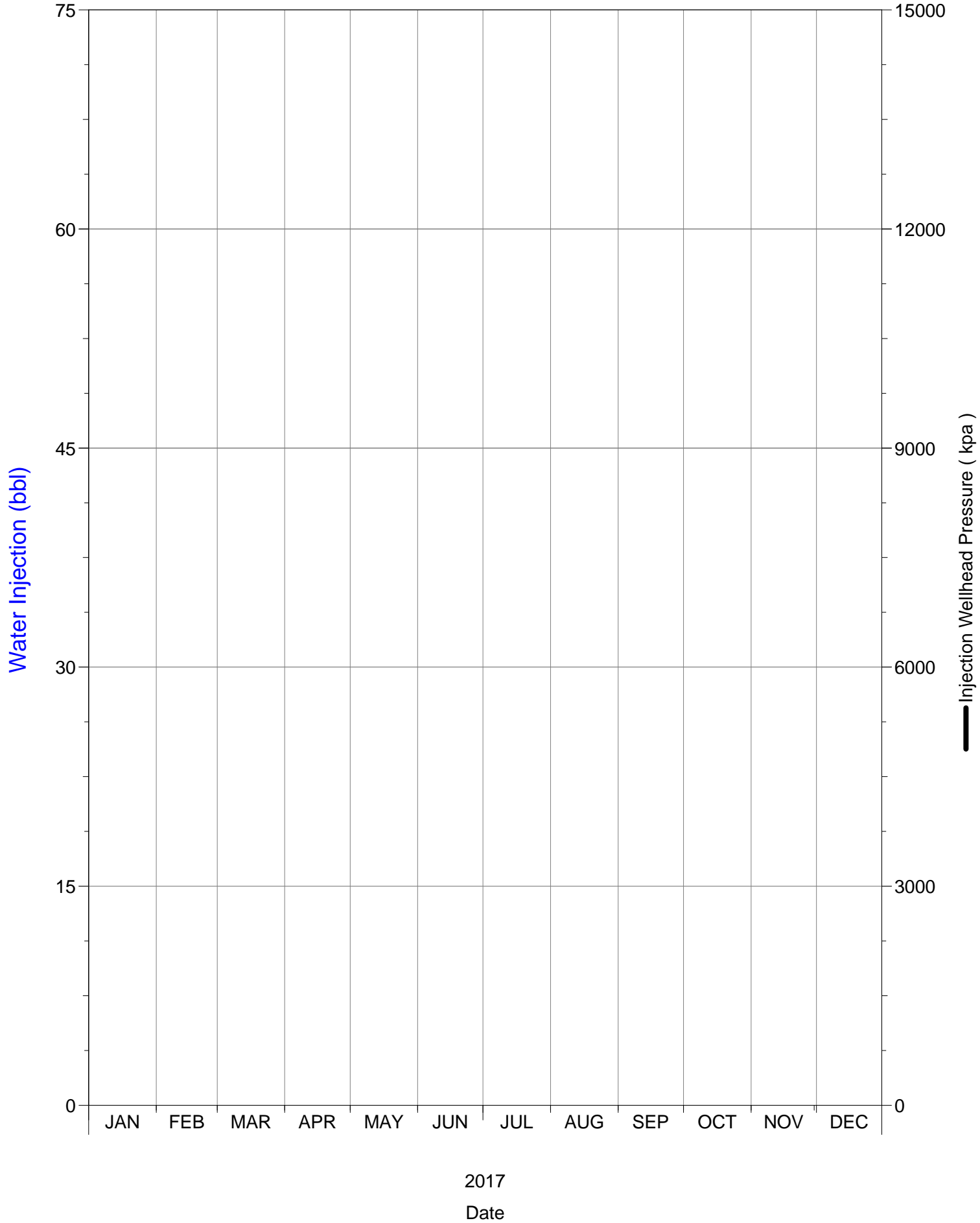
SPU 1



Daily Injection Rate and Pressure

B0/15-17-002-29W1/0

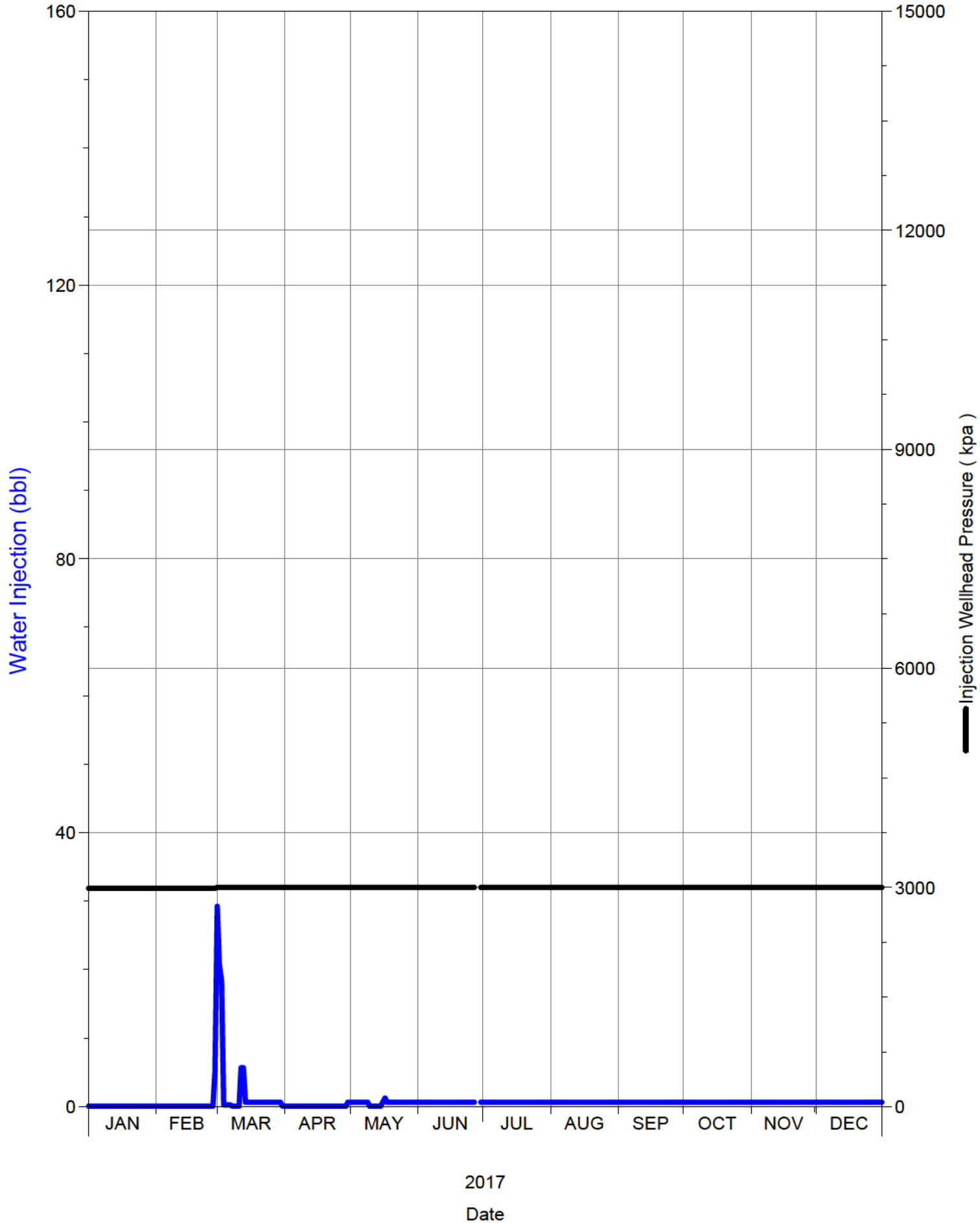
SPU 1



Daily Injection Rate and Pressure

B0/16-17-002-29W1/0

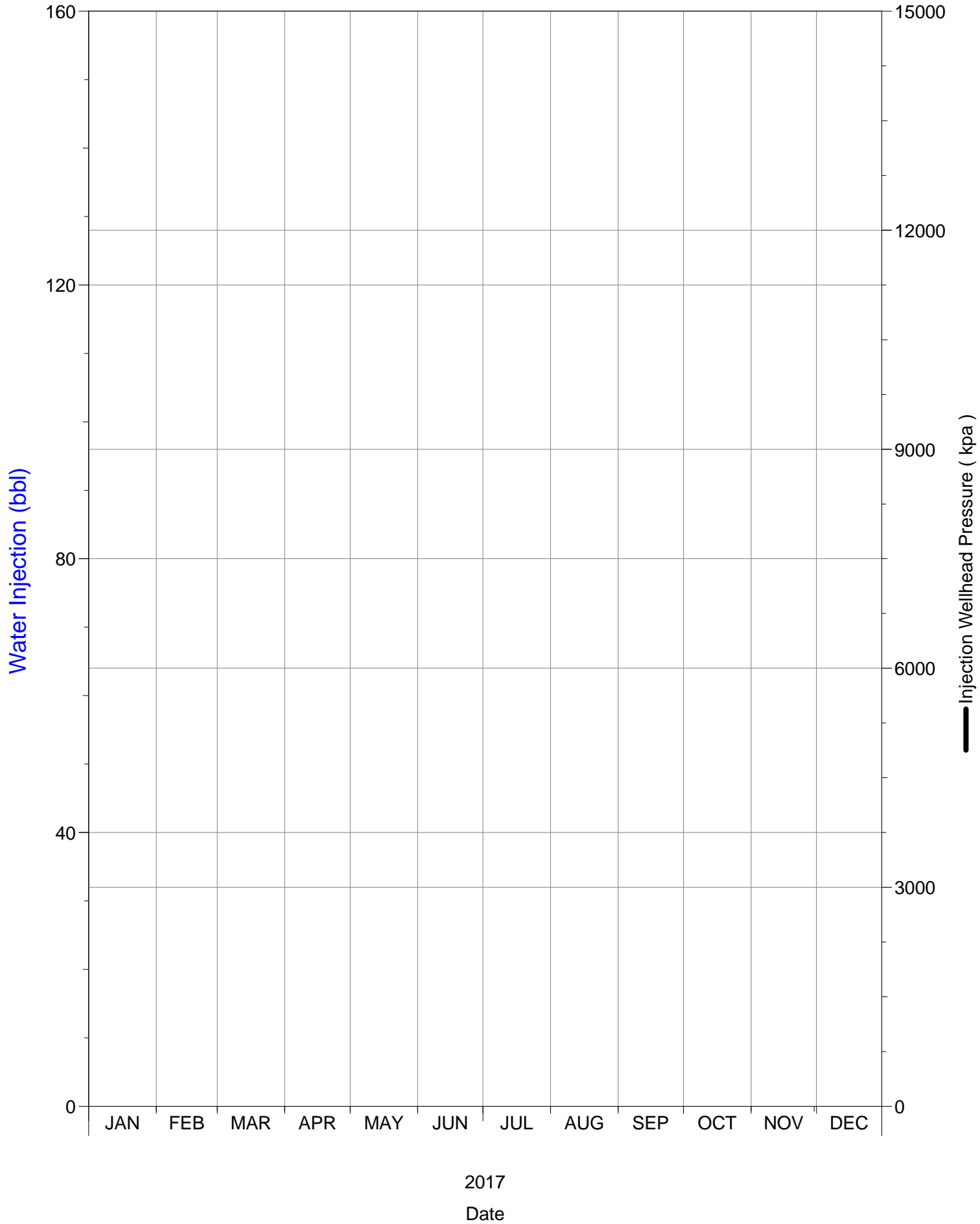
SPU 1



Daily Injection Rate and Pressure

C0/04-09-002-29W1/0

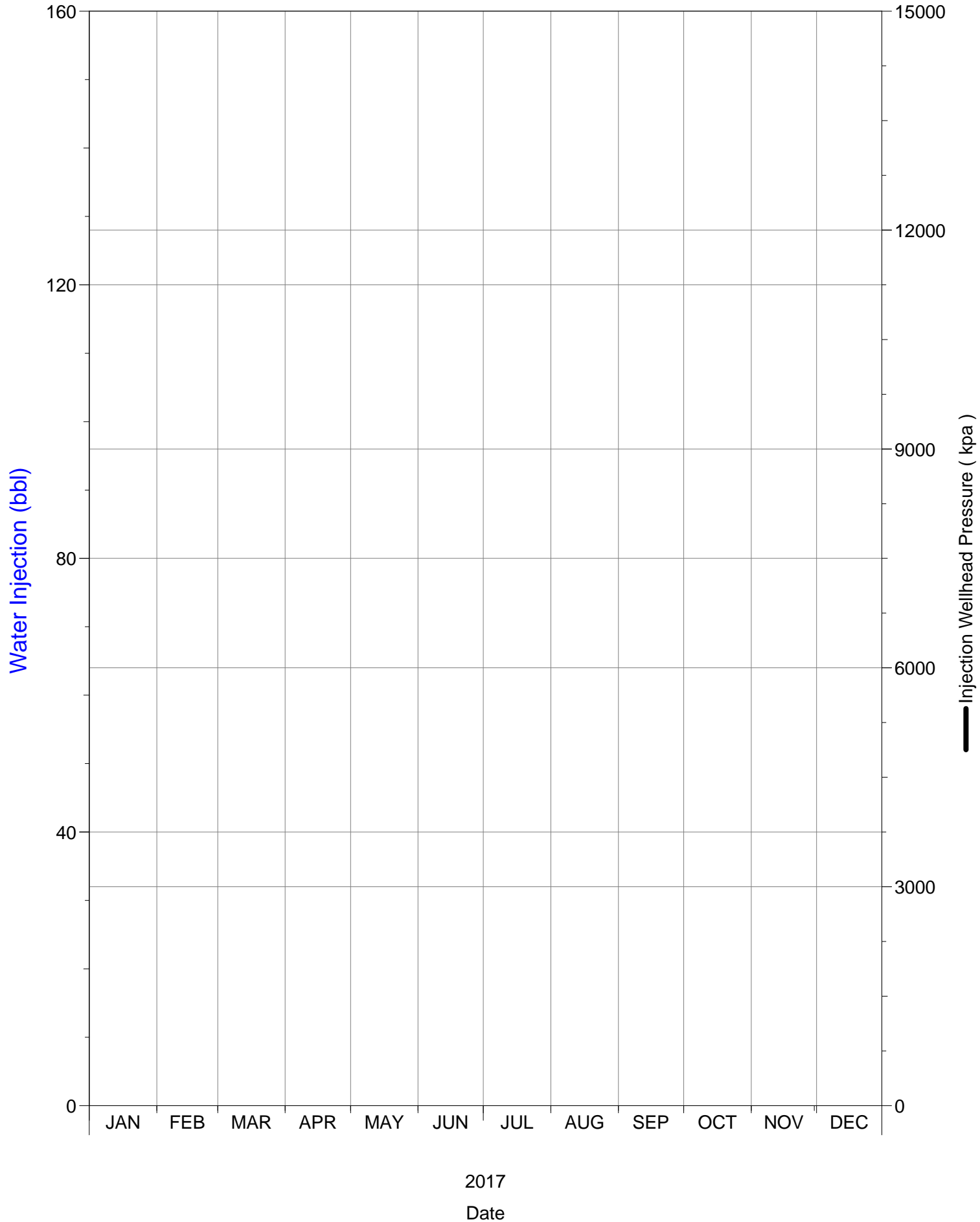
SPU 1



Daily Injection Rate and Pressure

C0/04-16-002-29W1/0

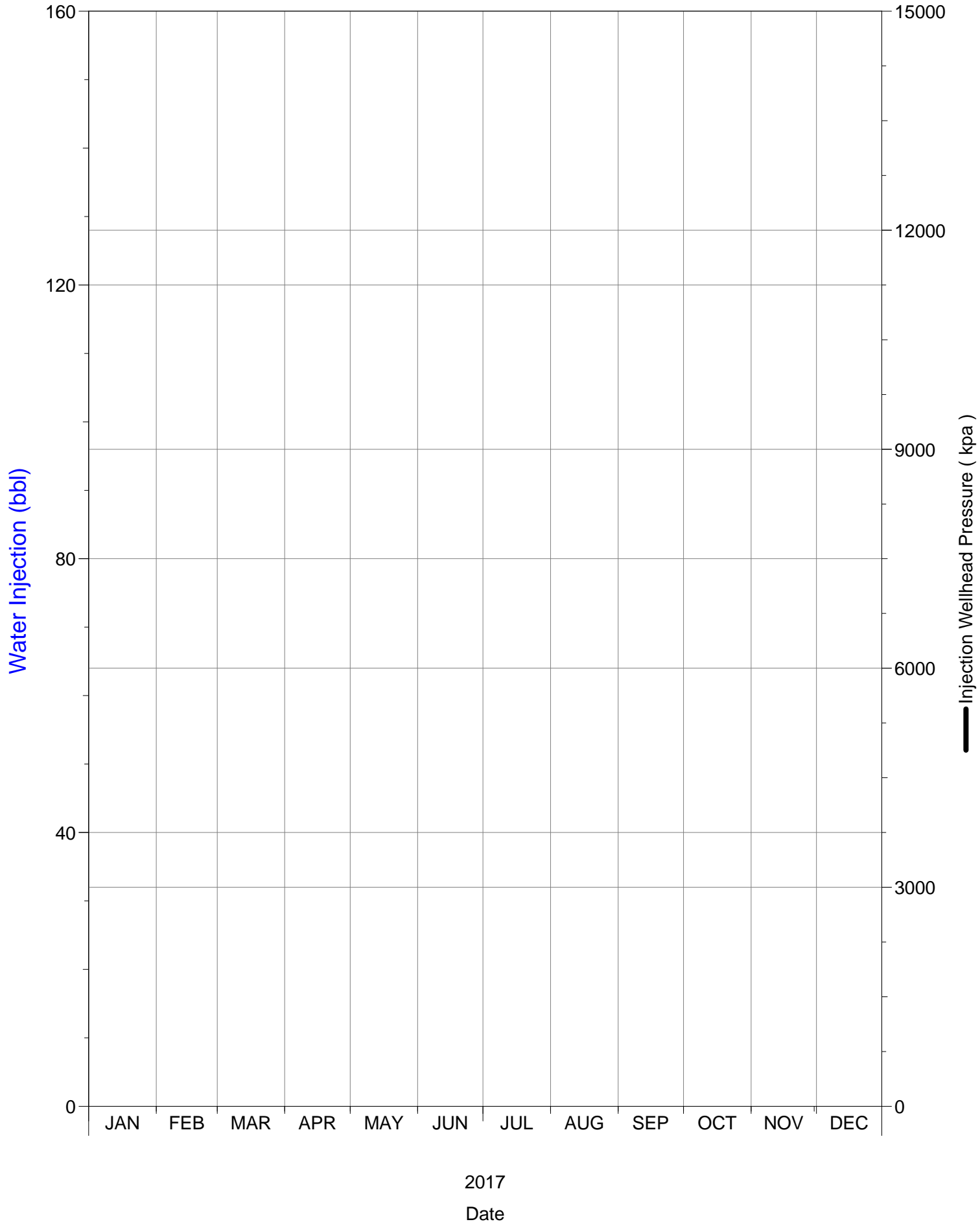
SPU 1



Daily Injection Rate and Pressure

C0/04-17-002-29W1/0

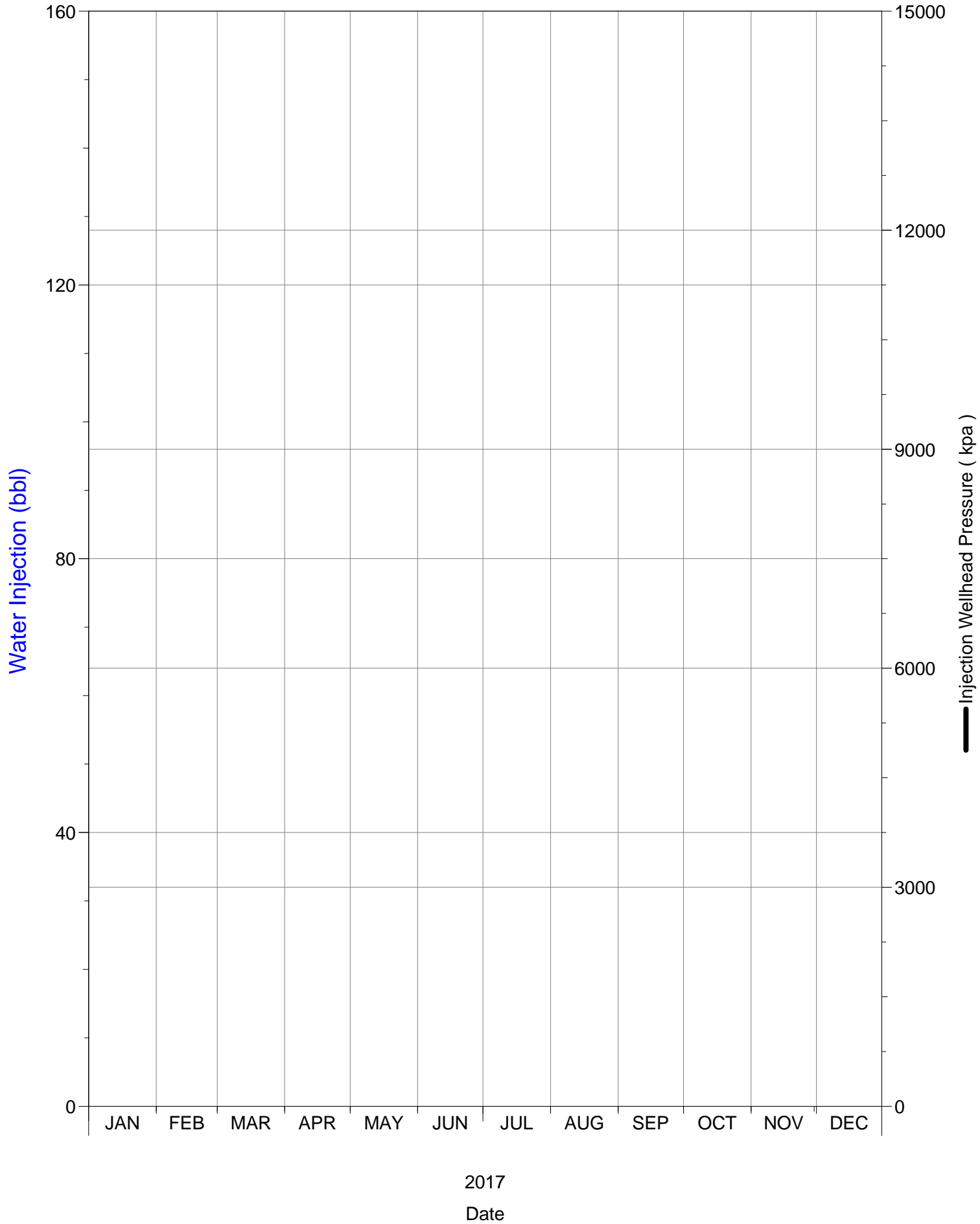
SPU 1



Daily Injection Rate and Pressure

C0/05-09-002-29W1/0

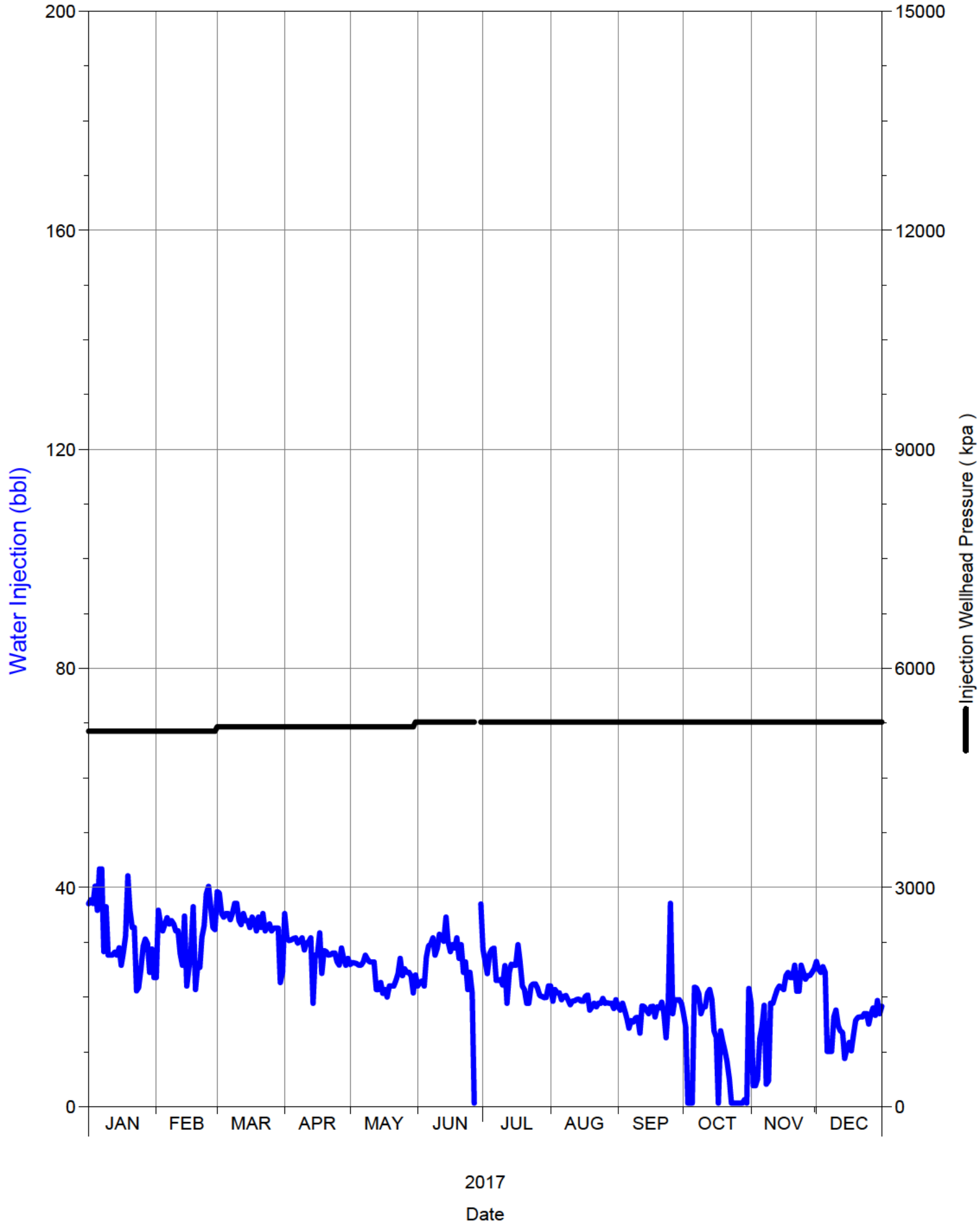
SPU 1



Daily Injection Rate and Pressure

C0/05-16-002-29W1/0

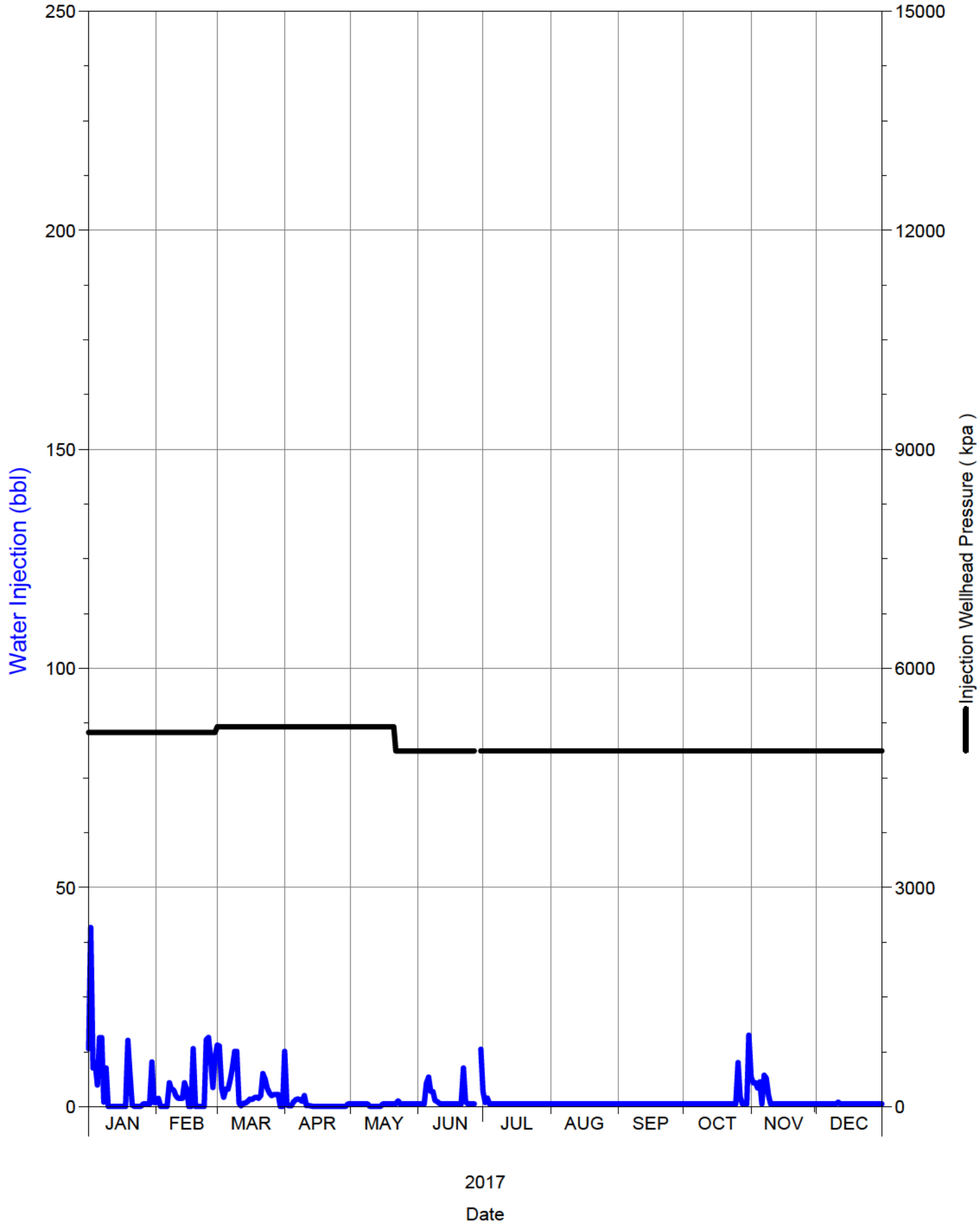
SPU 1



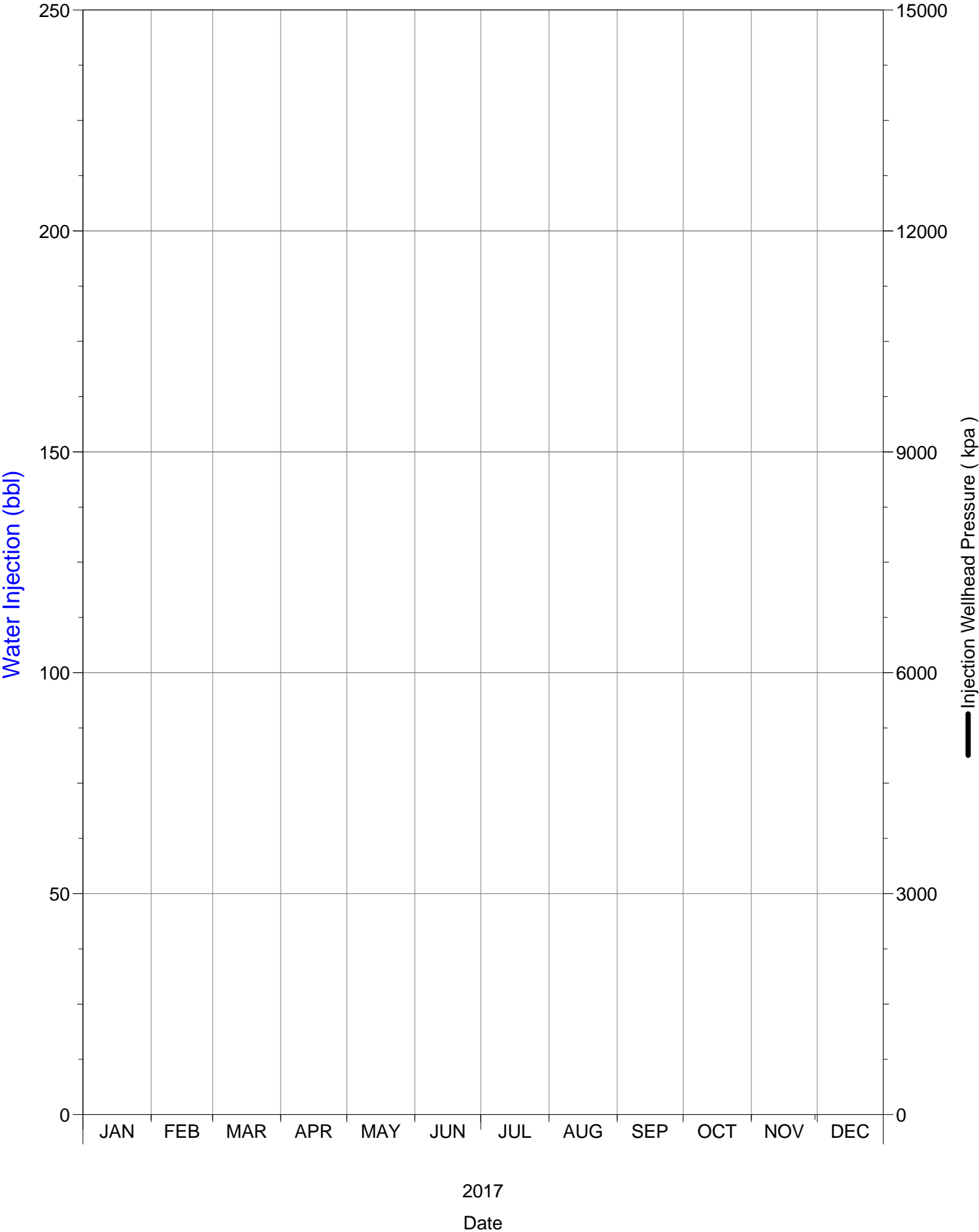
Daily Injection Rate and Pressure

C0/11-16-002-29W1/0

SPU 1



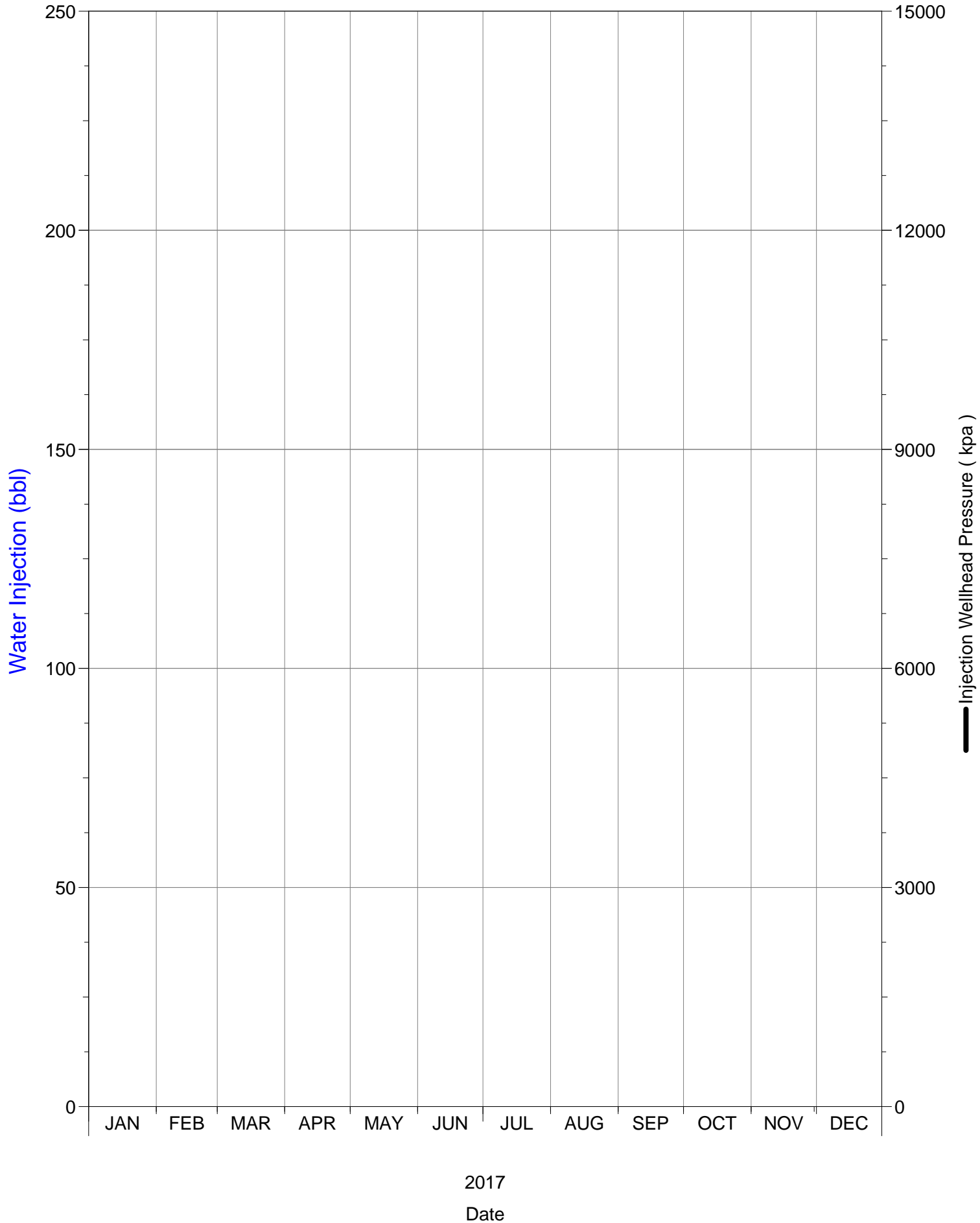
Daily Injection Rate and Pressure
C0/12-16-002-29W1/0
SPU 1



Daily Injection Rate and Pressure

C0/13-09-002-29W1/0

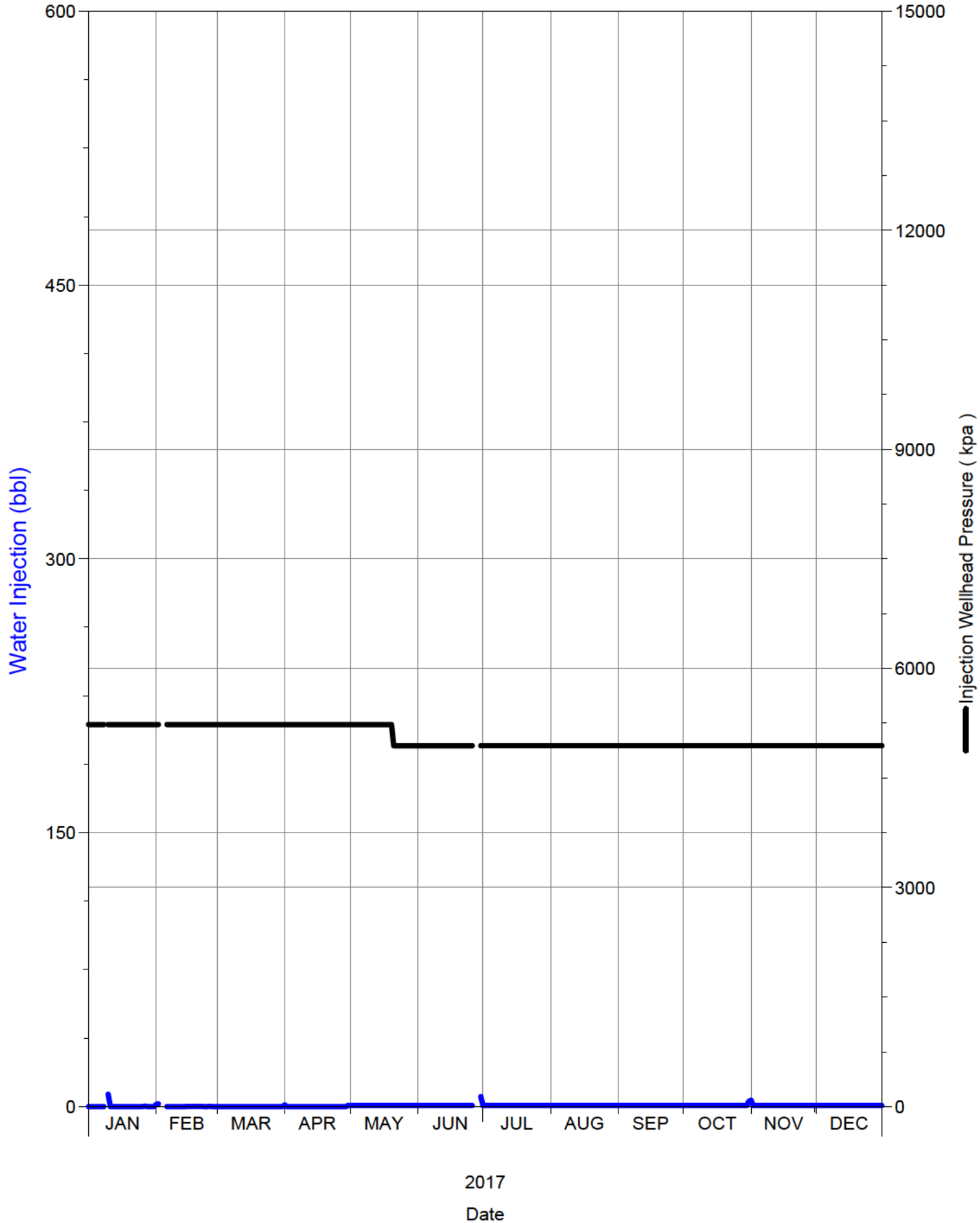
SPU 1



Daily Injection Rate and Pressure

C0/15-04-002-29W1/0

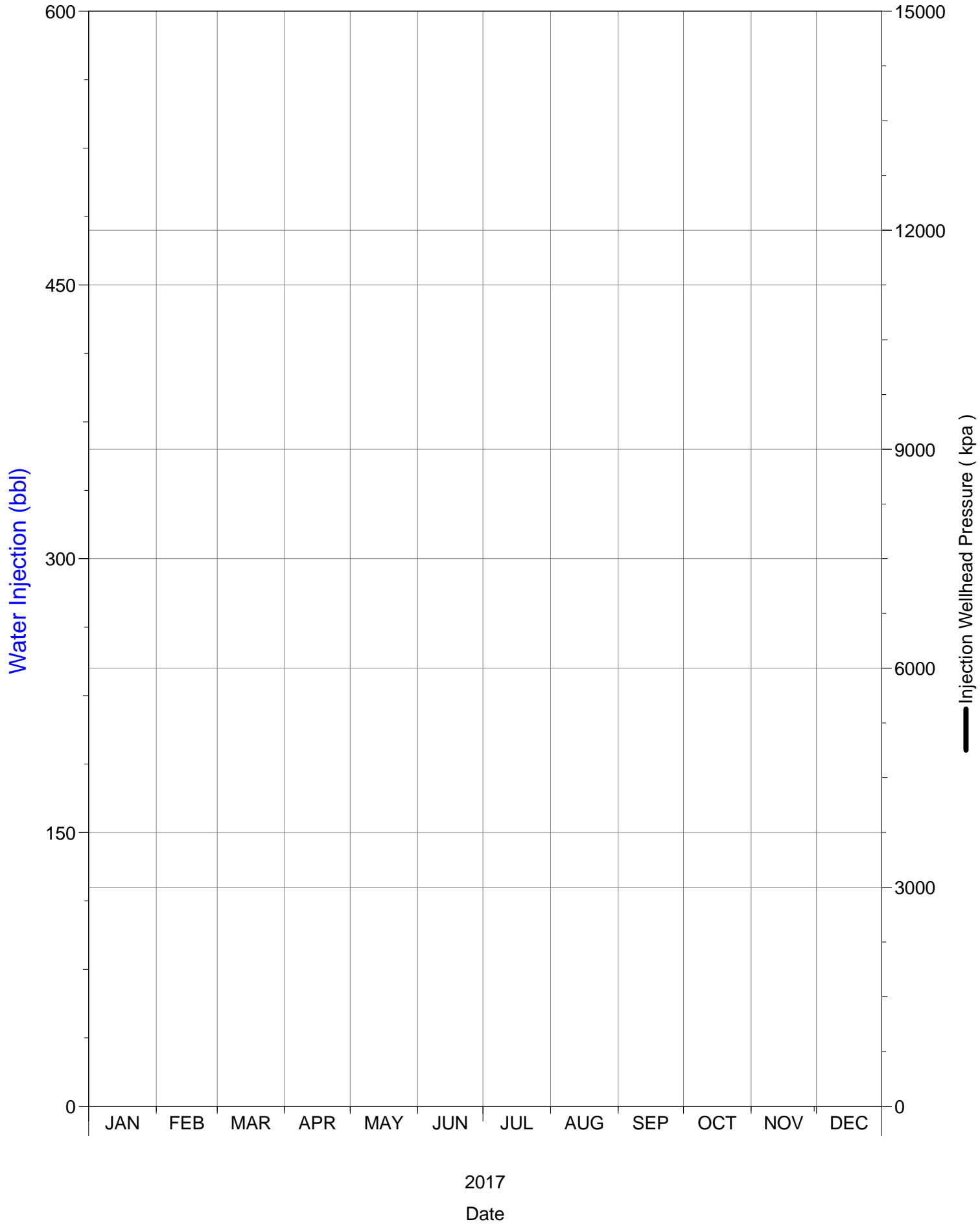
SPU 1



Daily Injection Rate and Pressure

C0/16-09-002-29W1/0

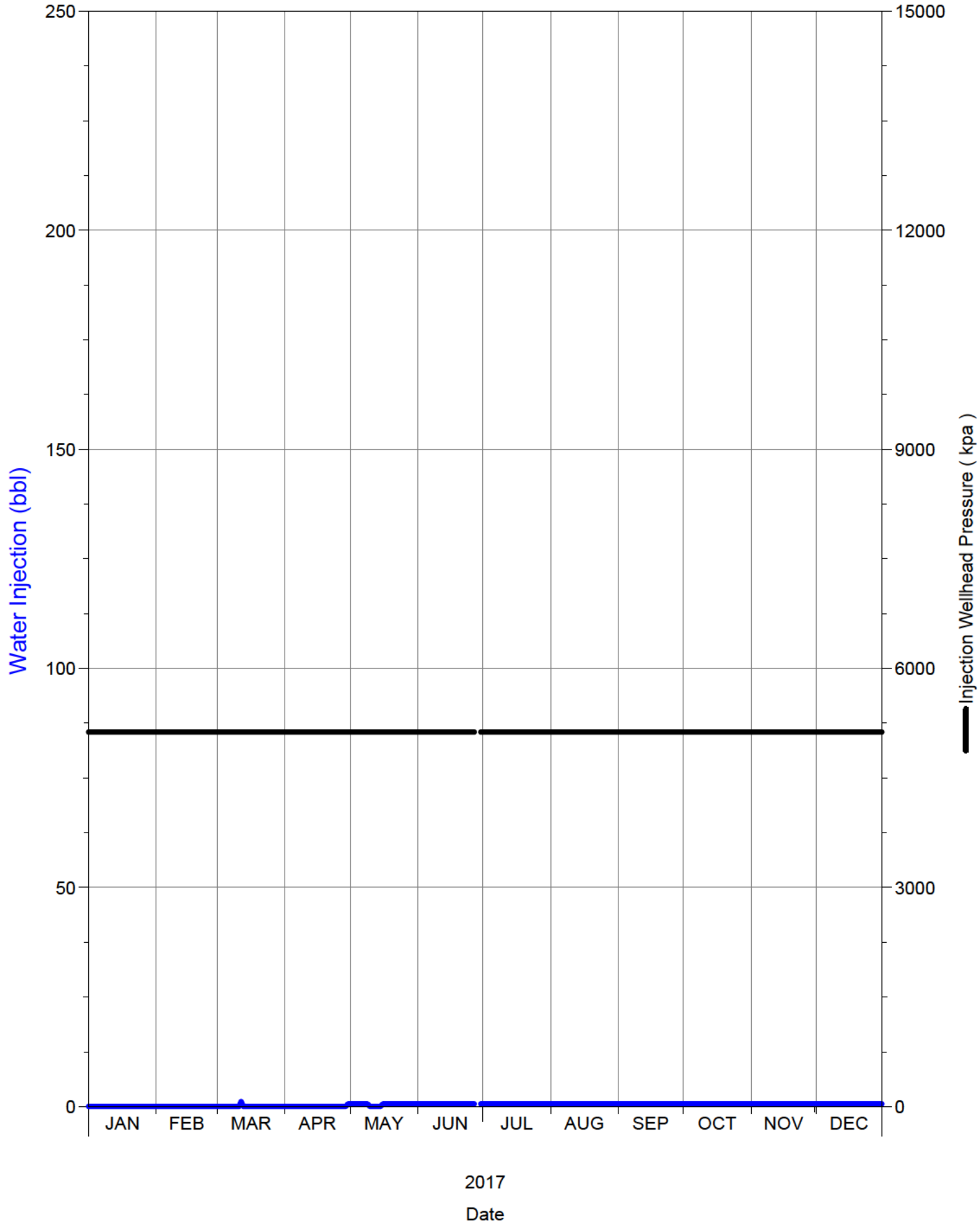
SPU 1



Daily Injection Rate and Pressure

C2/07-16-002-29W1/0

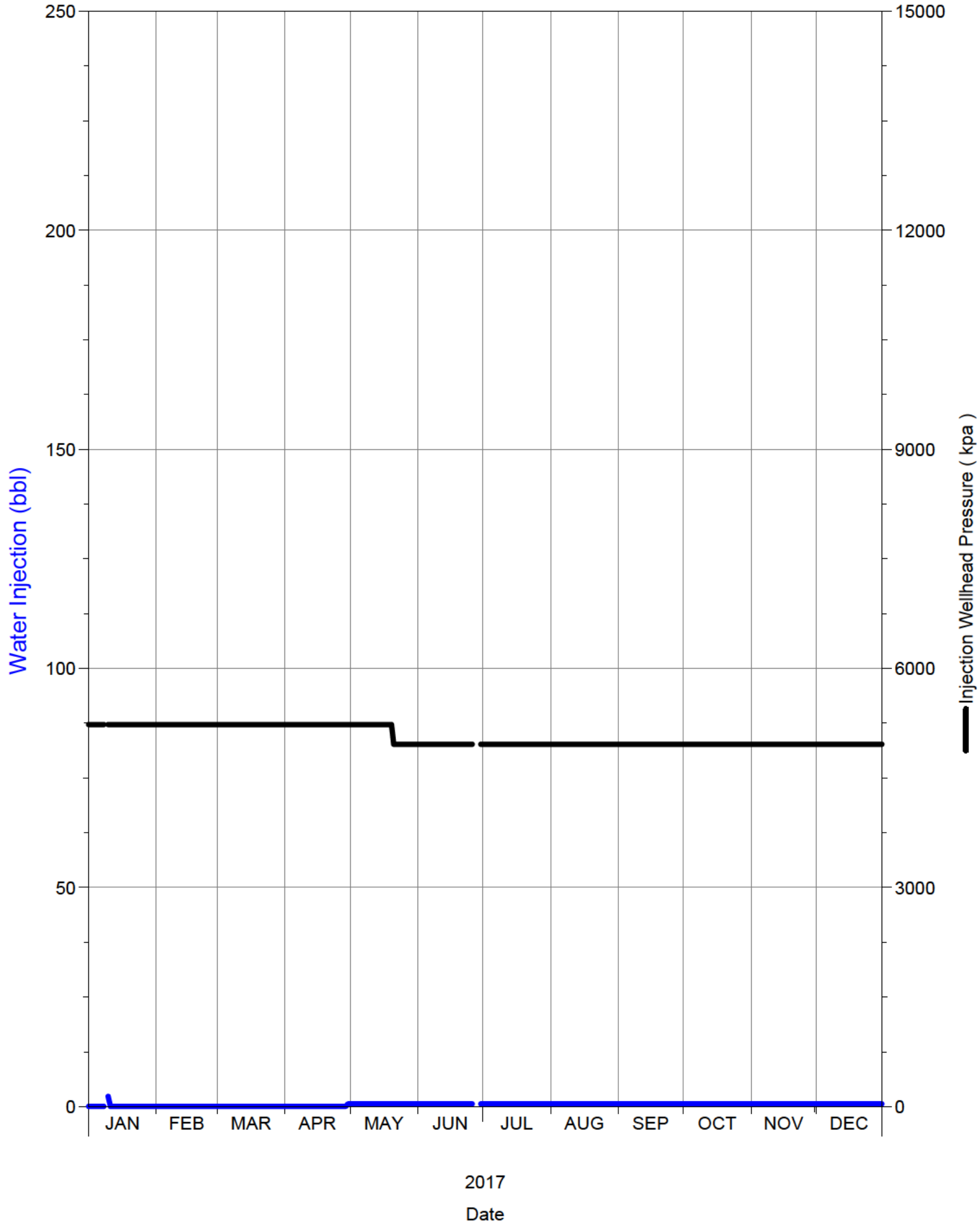
SPU 1



Daily Injection Rate and Pressure

D0/02-09-002-29W1/0

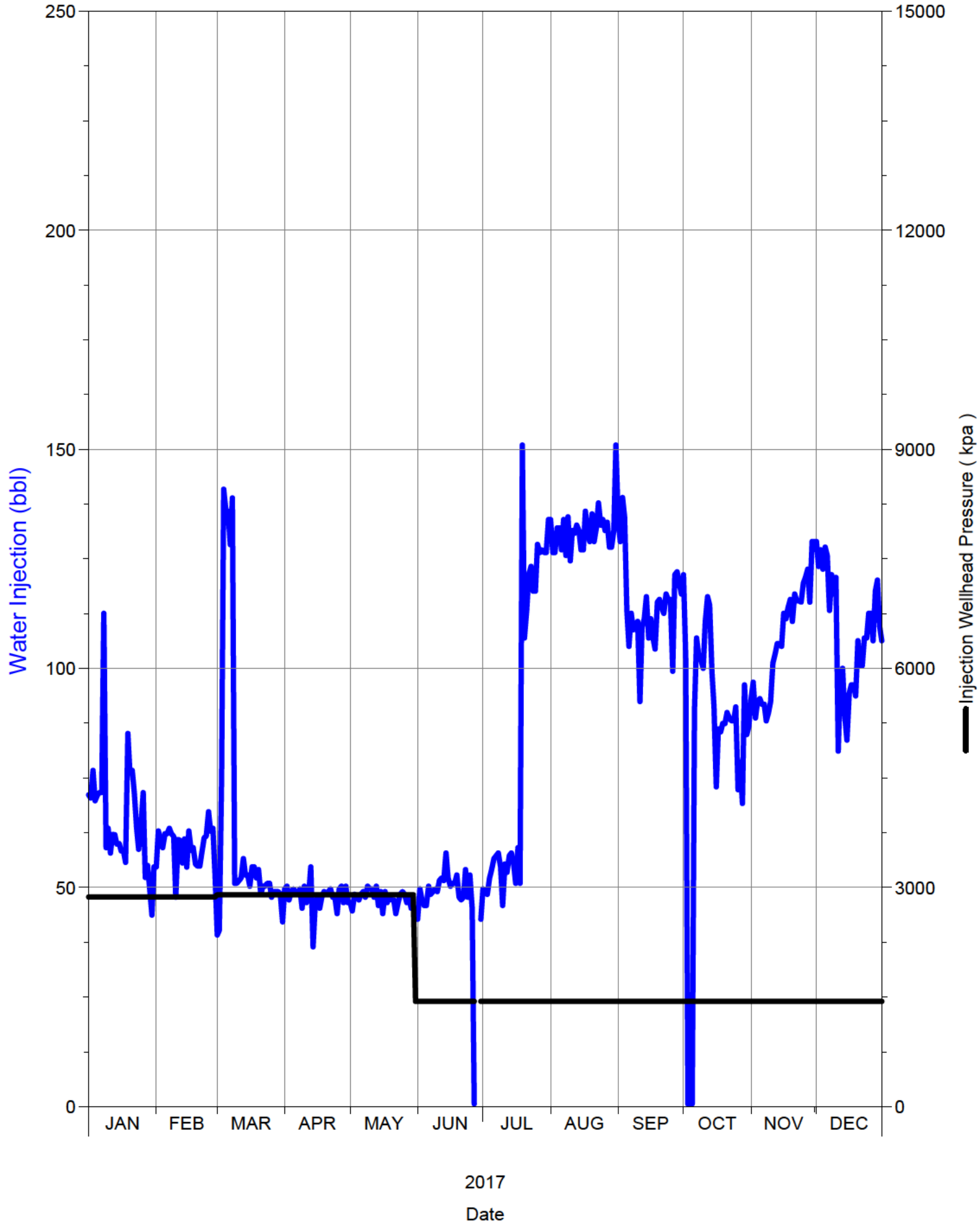
SPU 1



Daily Injection Rate and Pressure

D0/02-17-002-29W1/0

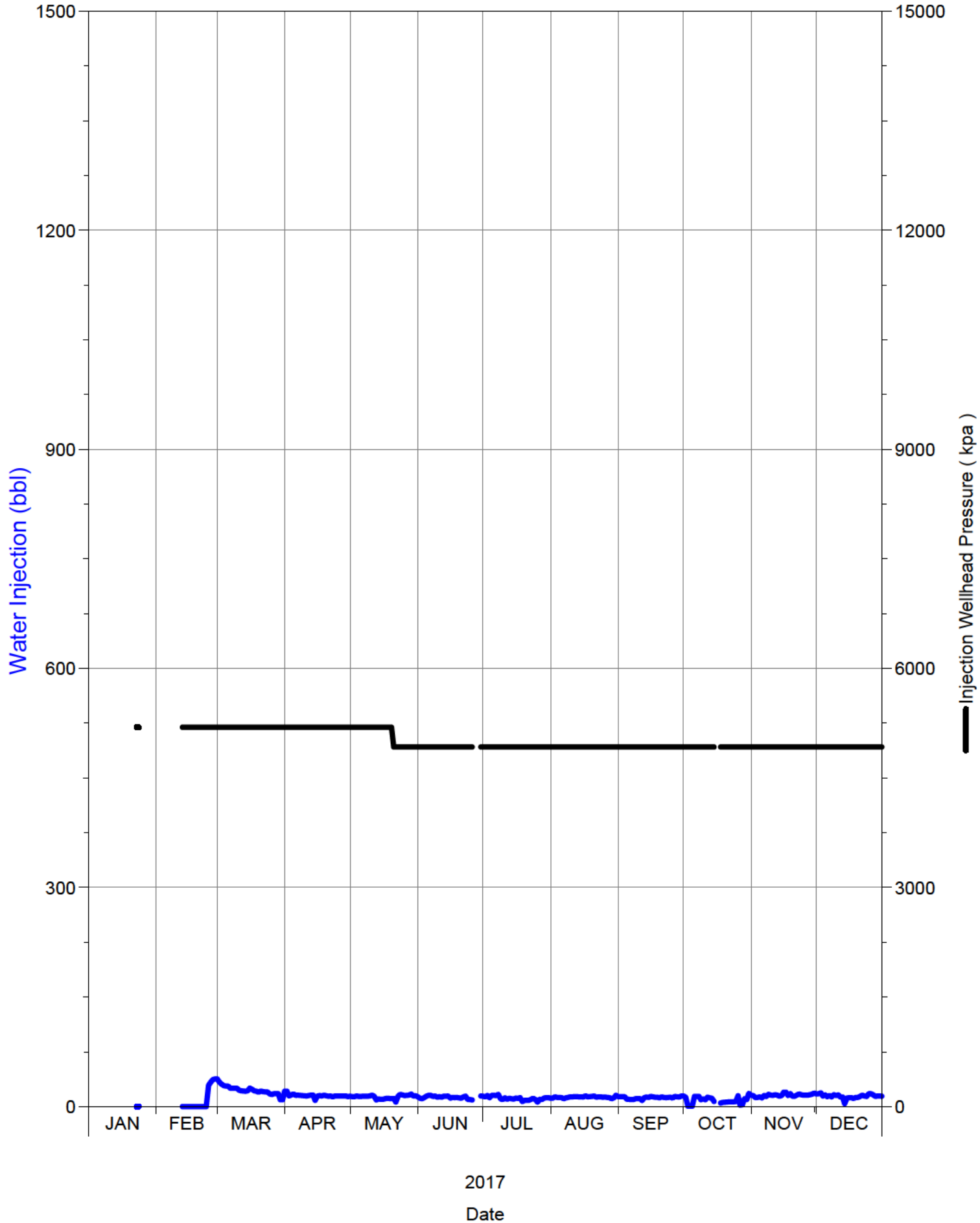
SPU 1



Daily Injection Rate and Pressure

D0/04-09-002-29W1/0

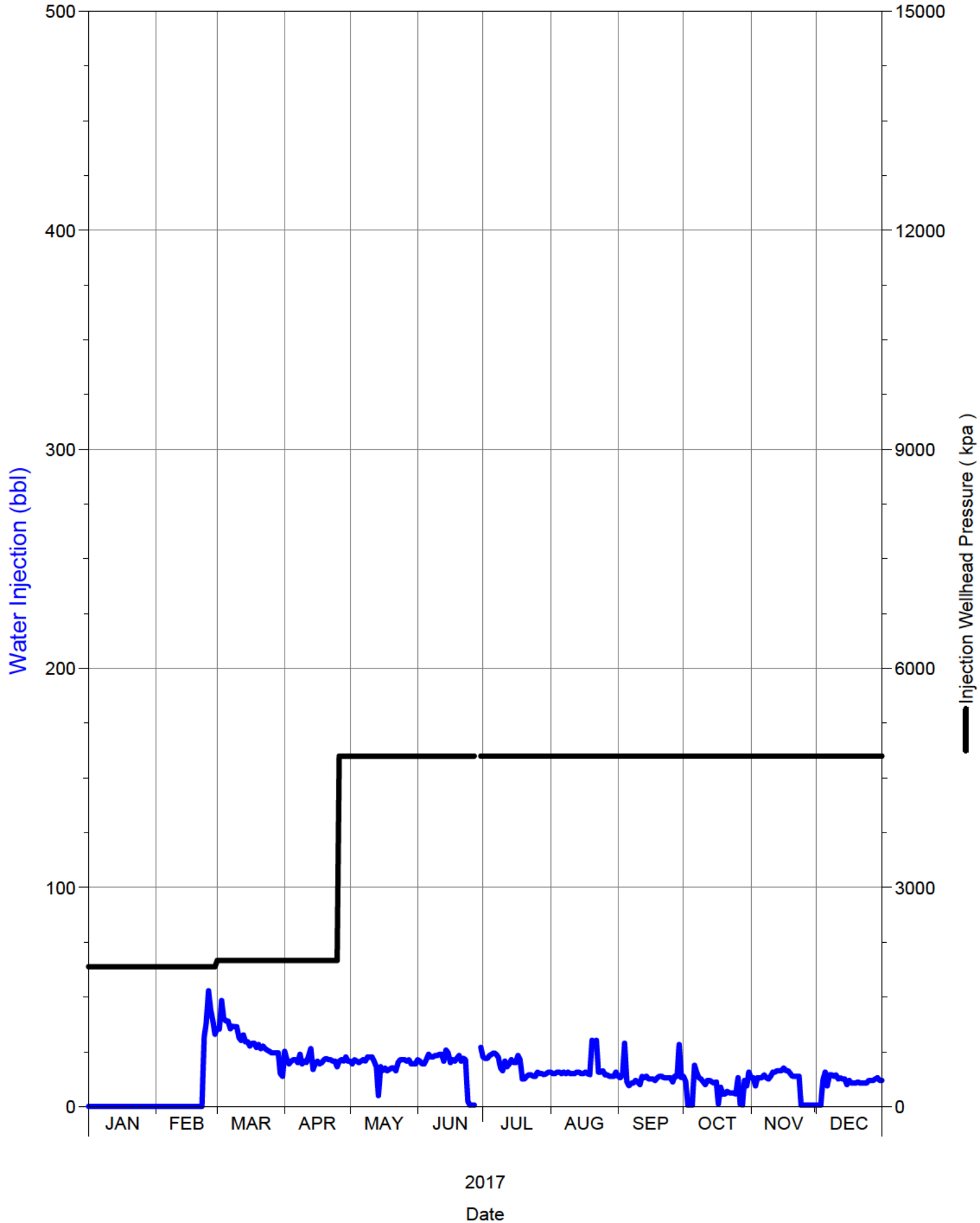
SPU 1



Daily Injection Rate and Pressure

D0/04-17-002-29W1/0

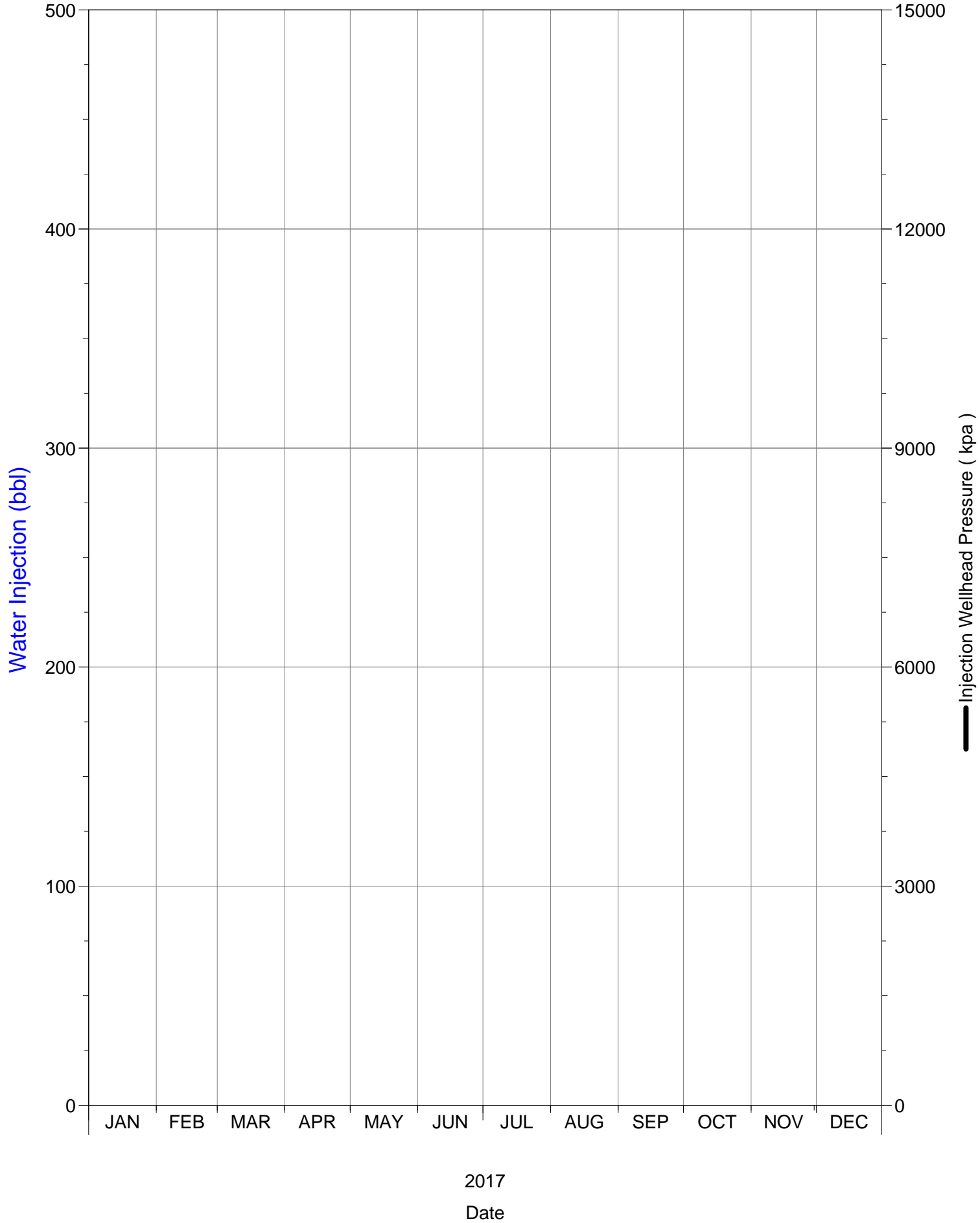
SPU 1



Daily Injection Rate and Pressure

D0/05-17-002-29W1/0

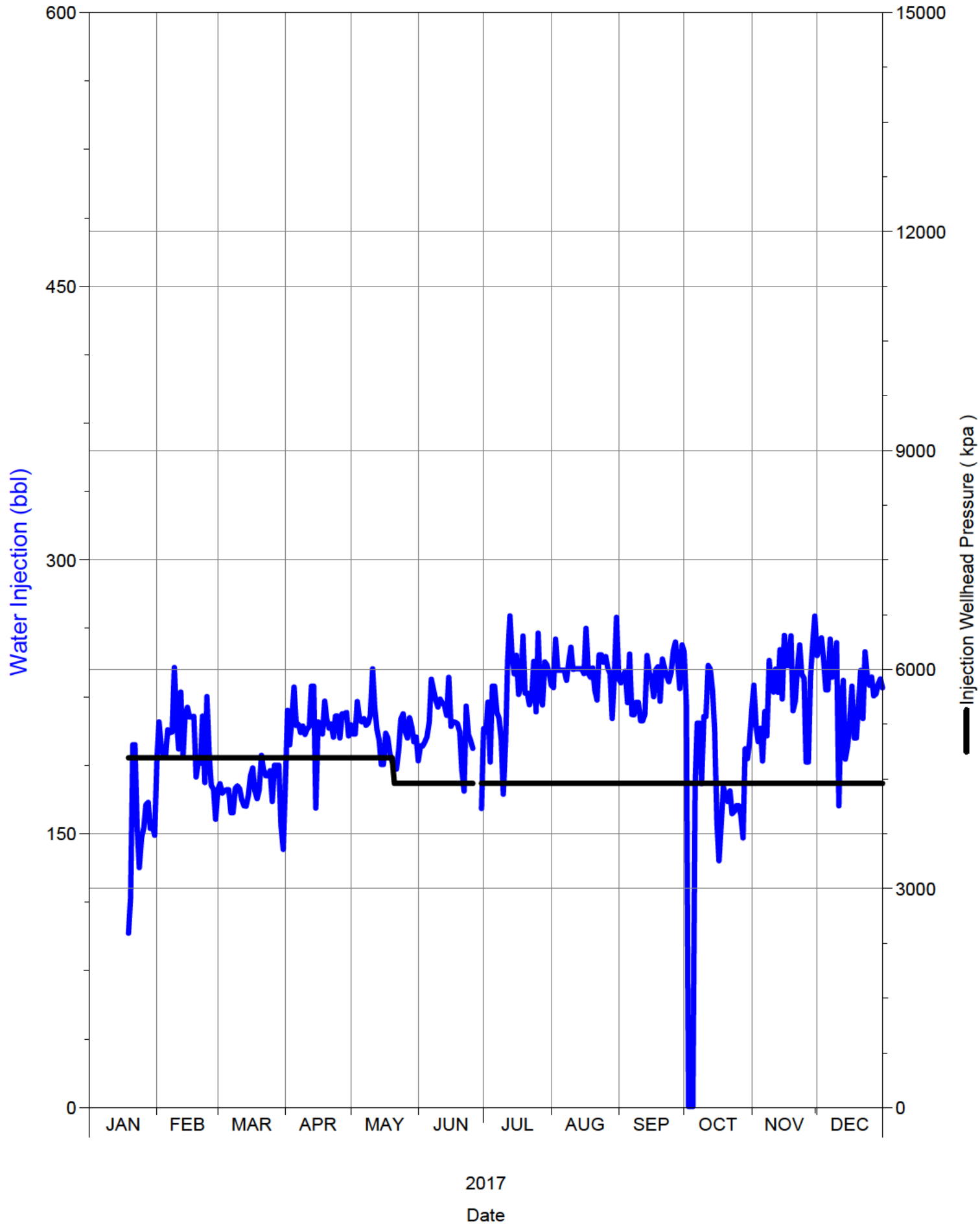
SPU 1



Daily Injection Rate and Pressure

D0/06-09-002-29W1/0

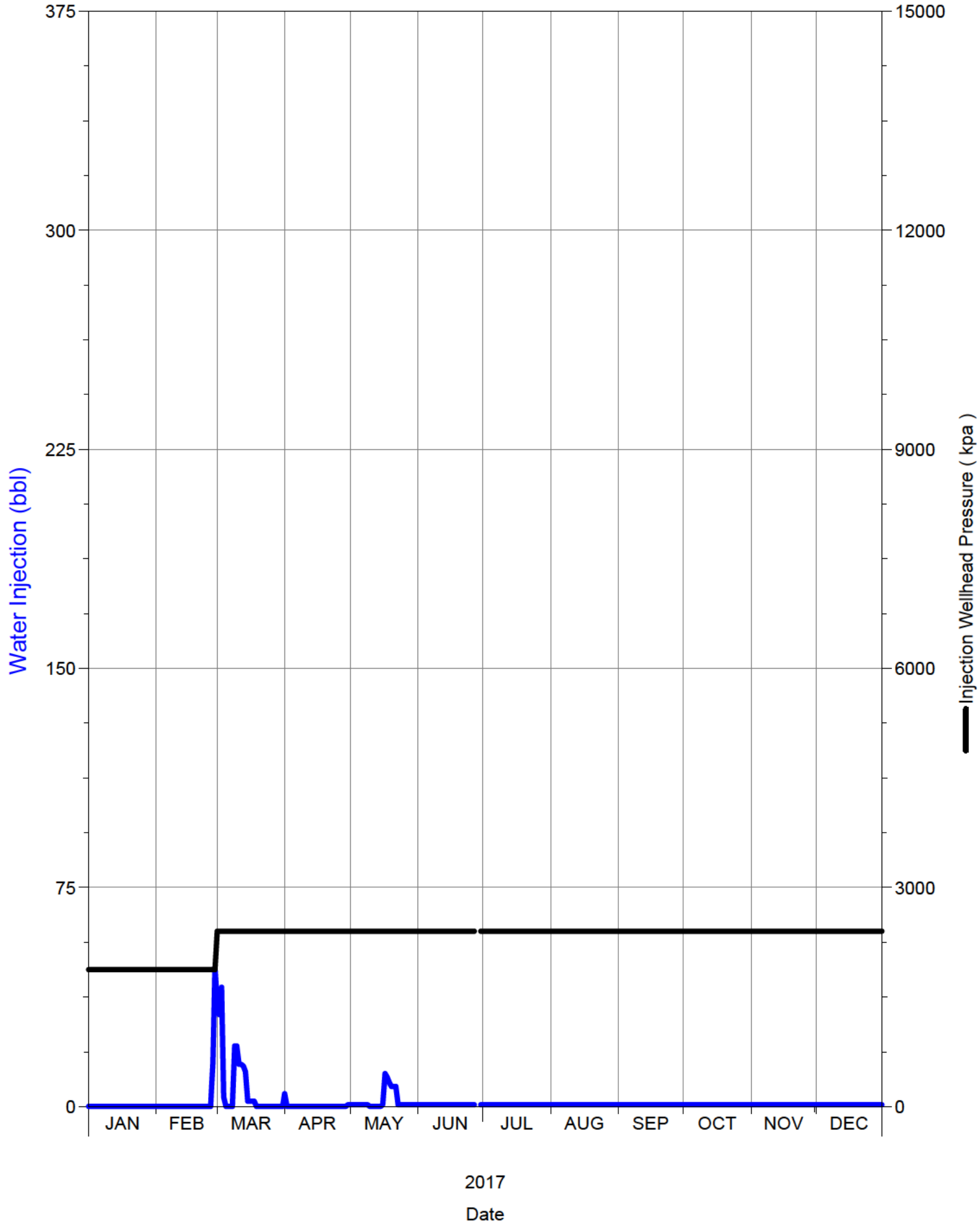
SPU 1



Daily Injection Rate and Pressure

D0/06-17-002-29W1/0

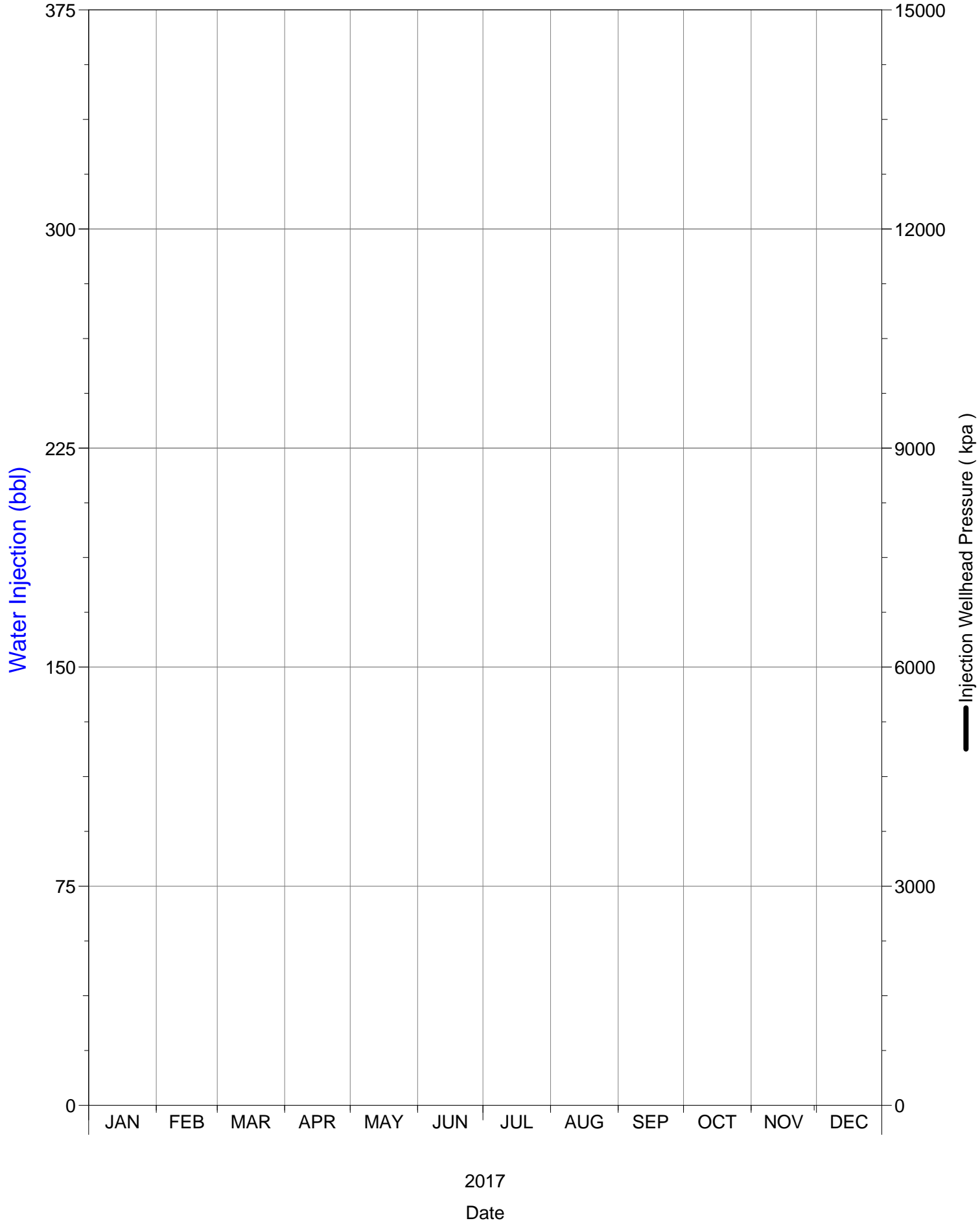
SPU 1



Daily Injection Rate and Pressure

D0/11-04-002-29W1/0

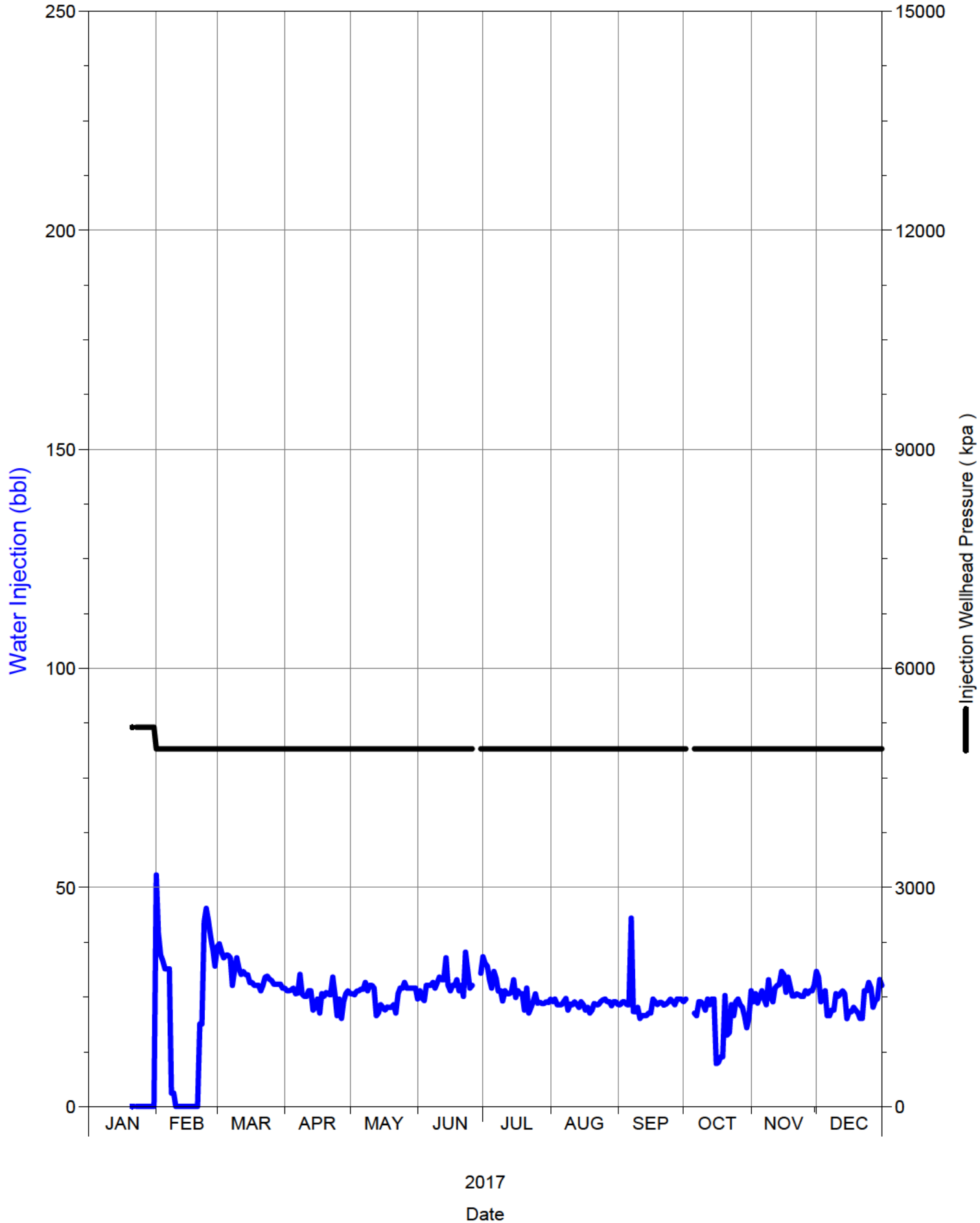
SPU 1



Daily Injection Rate and Pressure

D0/14-09-002-29W1/0

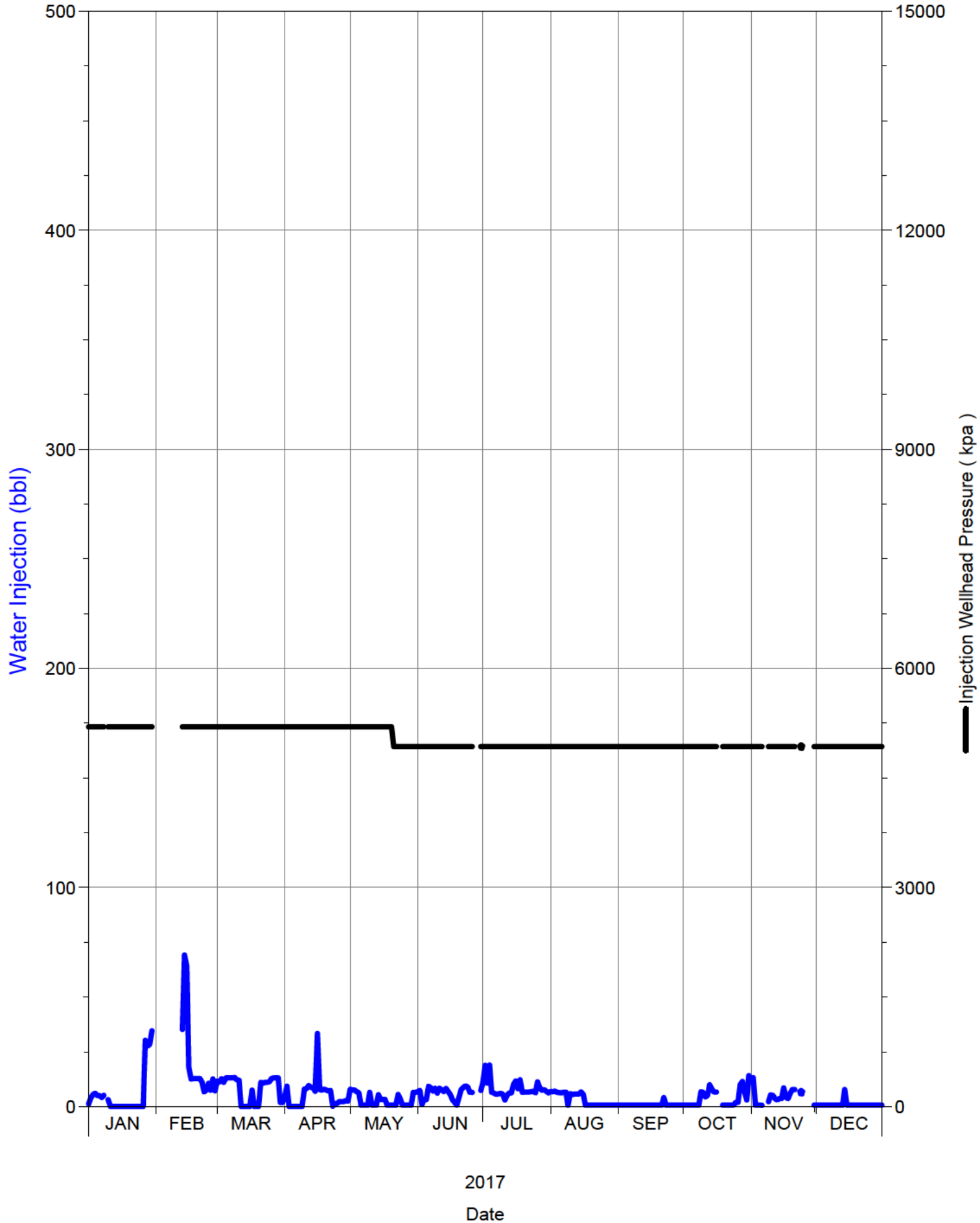
SPU 1



Daily Injection Rate and Pressure

D0/16-05-002-29W1/0

SPU 1



Injection Well	Date	Injection Pressure kPa
00/02-09-002-29W1/0	17-Jan	5220
00/02-16-002-29W1/0	17-Jan	1340
00/02-17-002-29W1/0	17-Jan	5058
00/04-15-002-29W1/0	17-Jan	5160
00/04-16-002-29W1/0	17-Jan	5169
00/04-17-002-29W1/0	17-Jan	5044
00/06-09-002-29W1/0	17-Jan	4475
00/06-16-002-29W1/0	17-Jan	5156
00/06-17-002-29W1/0	17-Jan	5020
00/08-09-002-29W1/0	17-Jan	4400
00/08-16-002-29W1/0	17-Jan	4895
00/08-18-002-29W1/0	17-Jan	4707
00/10-09-002-29W1/0	17-Jan	5090
00/10-16-002-29W1/0	17-Jan	5135
00/11-09-002-29W1/0	17-Jan	5255
00/12-04-002-29W1/0	17-Jan	5220
00/12-08-002-29W1/0	17-Jan	3900
00/12-17-002-29W1/0	17-Jan	5000
00/14-04-002-29W1/0	17-Jan	5185
00/14-08-002-29W1/0	17-Jan	2660
00/15-09-002-29W1/0	17-Jan	5205
00/16-04-002-29W1/0	17-Jan	5220
00/16-18-002-29W1/0	17-Jan	4950
02/08-09-002-29W1/0	17-Jan	5250
02/10-16-002-29W1/0	17-Jan	5147
02/12-16-002-29W1/0	17-Jan	5113
02/15-09-002-29W1/0	17-Jan	5198
02/16-09-002-29W1/0	17-Jan	5240
03/15-16-002-29W1/0	17-Jan	5166
03/16-09-002-29W1/0	17-Jan	5245
B0/02-17-002-29W1/0	17-Jan	2228
B0/04-16-002-29W1/0	17-Jan	5154
B0/06-09-002-29W1/0	17-Jan	5165
B0/06-16-002-29W1/0	17-Jan	5153
B0/08-09-002-29W1/0	17-Jan	5210
B0/08-16-002-29W1/0	17-Jan	5170
B0/11-09-002-29W1/0	17-Jan	5260
B0/12-17-002-29W1/0	17-Jan	4990
B0/14-04-002-29W1/0	17-Jan	5220
B0/14-08-002-29W1/0	17-Jan	2960
B0/16-17-002-29W1/0	17-Jan	2988
C0/05-16-002-29W1/0	17-Jan	5140
C0/11-16-002-29W1/0	17-Jan	5124
C0/15-04-002-29W1/0	17-Jan	5230
C2/07-16-002-29W1/0	17-Jan	5130
D0/02-09-002-29W1/0	17-Jan	5230

D0/02-17-002-29W1/0	17-Jan	2871
D0/04-17-002-29W1/0	17-Jan	1915
D0/06-09-002-29W1/0	17-Jan	4790
D0/06-17-002-29W1/0	17-Jan	1875
D0/14-09-002-29W1/0	17-Jan	5195
00/02-08-002-29W1/0	17-Feb	5250
00/02-09-002-29W1/0	17-Feb	5220
00/02-16-002-29W1/0	17-Feb	1340
00/02-17-002-29W1/0	17-Feb	5058
00/04-09-002-29W1/0	17-Feb	3000
00/04-15-002-29W1/0	17-Feb	5160
00/04-16-002-29W1/0	17-Feb	5169
00/04-17-002-29W1/0	17-Feb	5044
00/05-09-002-29W1/0	17-Feb	3000
00/06-08-002-29W1/0	17-Feb	4725
00/06-09-002-29W1/0	17-Feb	4475
00/06-16-002-29W1/0	17-Feb	5156
00/06-17-002-29W1/0	17-Feb	5020
00/08-08-002-29W1/0	17-Feb	2500
00/08-09-002-29W1/0	17-Feb	4400
00/08-16-002-29W1/0	17-Feb	4895
00/08-18-002-29W1/0	17-Feb	4707
00/10-08-002-29W1/0	17-Feb	5060
00/10-09-002-29W1/0	17-Feb	5090
00/10-16-002-29W1/0	17-Feb	5135
00/11-09-002-29W1/0	17-Feb	5255
00/12-04-002-29W1/0	17-Feb	5220
00/12-08-002-29W1/0	17-Feb	4800
00/12-17-002-29W1/0	17-Feb	5000
00/13-09-002-29W1/0	17-Feb	5023
00/14-04-002-29W1/0	17-Feb	5185
00/14-08-002-29W1/0	17-Feb	2660
00/14-09-002-29W1/0	17-Feb	5033
00/15-09-002-29W1/0	17-Feb	5205
00/16-04-002-29W1/0	17-Feb	5220
00/16-05-002-29W1/0	17-Feb	5350
00/16-08-002-29W1/0	17-Feb	5082
00/16-18-002-29W1/0	17-Feb	4950
02/08-09-002-29W1/0	17-Feb	5250
02/10-16-002-29W1/0	17-Feb	5147
02/12-09-002-29W1/0	17-Feb	5196
02/12-16-002-29W1/0	17-Feb	5113
02/15-09-002-29W1/0	17-Feb	5198
02/16-09-002-29W1/0	17-Feb	5240
03/15-16-002-29W1/0	17-Feb	5166
03/16-09-002-29W1/0	17-Feb	5245
B0/02-17-002-29W1/0	17-Feb	4850

B0/04-16-002-29W1/0	17-Feb	5154
B0/06-09-002-29W1/0	17-Feb	5165
B0/06-16-002-29W1/0	17-Feb	5153
B0/08-09-002-29W1/0	17-Feb	5210
B0/08-16-002-29W1/0	17-Feb	5170
B0/11-09-002-29W1/0	17-Feb	5260
B0/12-17-002-29W1/0	17-Feb	4990
B0/14-04-002-29W1/0	17-Feb	5000
B0/14-08-002-29W1/0	17-Feb	2960
B0/16-17-002-29W1/0	17-Feb	2988
C0/05-16-002-29W1/0	17-Feb	5140
C0/11-16-002-29W1/0	17-Feb	5124
C0/15-04-002-29W1/0	17-Feb	5230
C2/07-16-002-29W1/0	17-Feb	5130
D0/02-09-002-29W1/0	17-Feb	5230
D0/02-17-002-29W1/0	17-Feb	2871
D0/04-09-002-29W1/0	17-Feb	5195
D0/04-17-002-29W1/0	17-Feb	1915
D0/06-09-002-29W1/0	17-Feb	4790
D0/06-17-002-29W1/0	17-Feb	1875
D0/14-09-002-29W1/0	17-Feb	4900
D0/16-05-002-29W1/0	17-Feb	5200
00/02-08-002-29W1/0	17-Mar	5250
00/02-09-002-29W1/0	17-Mar	5220
00/02-17-002-29W1/0	17-Mar	5300
00/04-09-002-29W1/0	17-Mar	3000
00/04-15-002-29W1/0	17-Mar	5160
00/04-16-002-29W1/0	17-Mar	5400
00/04-17-002-29W1/0	17-Mar	5044
00/06-08-002-29W1/0	17-Mar	4725
00/06-09-002-29W1/0	17-Mar	4475
00/06-16-002-29W1/0	17-Mar	5156
00/06-17-002-29W1/0	17-Mar	5020
00/08-08-002-29W1/0	17-Mar	2500
00/08-09-002-29W1/0	17-Mar	4400
00/08-16-002-29W1/0	17-Mar	4895
00/08-18-002-29W1/0	17-Mar	3000
00/10-08-002-29W1/0	17-Mar	5060
00/10-09-002-29W1/0	17-Mar	5090
00/10-16-002-29W1/0	17-Mar	5400
00/11-09-002-29W1/0	17-Mar	5255
00/12-04-002-29W1/0	17-Mar	5220
00/12-08-002-29W1/0	17-Mar	5400
00/12-17-002-29W1/0	17-Mar	5000
00/13-09-002-29W1/0	17-Mar	3300
00/14-04-002-29W1/0	17-Mar	5185
00/14-08-002-29W1/0	17-Mar	5000

00/14-09-002-29W1/0	17-Mar	5033
00/15-09-002-29W1/0	17-Mar	5205
00/16-04-002-29W1/0	17-Mar	5220
00/16-05-002-29W1/0	17-Mar	5350
00/16-08-002-29W1/0	17-Mar	5082
00/16-18-002-29W1/0	17-Mar	4950
02/08-09-002-29W1/0	17-Mar	5250
02/10-16-002-29W1/0	17-Mar	5200
02/12-09-002-29W1/0	17-Mar	5196
02/12-16-002-29W1/0	17-Mar	5113
02/15-09-002-29W1/0	17-Mar	5198
03/15-16-002-29W1/0	17-Mar	5400
03/16-09-002-29W1/0	17-Mar	5245
B0/02-17-002-29W1/0	17-Mar	5200
B0/04-16-002-29W1/0	17-Mar	5200
B0/06-09-002-29W1/0	17-Mar	5165
B0/06-16-002-29W1/0	17-Mar	5153
B0/08-09-002-29W1/0	17-Mar	5210
B0/08-16-002-29W1/0	17-Mar	5400
B0/11-09-002-29W1/0	17-Mar	5260
B0/12-17-002-29W1/0	17-Mar	4990
B0/14-04-002-29W1/0	17-Mar	5000
B0/14-08-002-29W1/0	17-Mar	2960
B0/16-17-002-29W1/0	17-Mar	3000
C0/05-16-002-29W1/0	17-Mar	5200
C0/11-16-002-29W1/0	17-Mar	5200
C0/15-04-002-29W1/0	17-Mar	5230
C2/07-16-002-29W1/0	17-Mar	5130
D0/02-09-002-29W1/0	17-Mar	5230
D0/02-17-002-29W1/0	17-Mar	2900
D0/04-09-002-29W1/0	17-Mar	5195
D0/04-17-002-29W1/0	17-Mar	2000
D0/06-09-002-29W1/0	17-Mar	4790
D0/06-17-002-29W1/0	17-Mar	2400
D0/14-09-002-29W1/0	17-Mar	4900
D0/16-05-002-29W1/0	17-Mar	5200
00/02-08-002-29W1/0	17-Apr	5250
00/02-09-002-29W1/0	17-Apr	5220
00/02-16-002-29W1/0	17-Apr	1340
00/02-17-002-29W1/0	17-Apr	5300
00/04-09-002-29W1/0	17-Apr	3000
00/04-15-002-29W1/0	17-Apr	5160
00/04-16-002-29W1/0	17-Apr	5400
00/04-17-002-29W1/0	17-Apr	5150
00/05-09-002-29W1/0	17-Apr	3000
00/06-08-002-29W1/0	17-Apr	4725
00/06-09-002-29W1/0	17-Apr	4475

00/06-16-002-29W1/0	17-Apr	5156
00/06-17-002-29W1/0	17-Apr	5020
00/08-08-002-29W1/0	17-Apr	2500
00/08-09-002-29W1/0	17-Apr	4400
00/08-16-002-29W1/0	17-Apr	4895
00/08-18-002-29W1/0	17-Apr	3000
00/10-08-002-29W1/0	17-Apr	5060
00/10-09-002-29W1/0	17-Apr	5090
00/10-16-002-29W1/0	17-Apr	5400
00/11-09-002-29W1/0	17-Apr	5255
00/12-04-002-29W1/0	17-Apr	5220
00/12-08-002-29W1/0	17-Apr	5400
00/12-17-002-29W1/0	17-Apr	5000
00/13-09-002-29W1/0	17-Apr	3300
00/14-04-002-29W1/0	17-Apr	5185
00/14-08-002-29W1/0	17-Apr	5000
00/14-09-002-29W1/0	17-Apr	5033
00/15-09-002-29W1/0	17-Apr	5205
00/16-04-002-29W1/0	17-Apr	5220
00/16-05-002-29W1/0	17-Apr	5350
00/16-08-002-29W1/0	17-Apr	800
00/16-18-002-29W1/0	17-Apr	4950
02/08-09-002-29W1/0	17-Apr	5250
02/10-16-002-29W1/0	17-Apr	5200
02/12-09-002-29W1/0	17-Apr	5196
02/12-16-002-29W1/0	17-Apr	5113
02/15-09-002-29W1/0	17-Apr	5198
02/16-09-002-29W1/0	17-Apr	2.08
03/15-16-002-29W1/0	17-Apr	5400
03/16-09-002-29W1/0	17-Apr	5245
B0/02-17-002-29W1/0	17-Apr	5200
B0/04-16-002-29W1/0	17-Apr	5200
B0/06-09-002-29W1/0	17-Apr	5165
B0/06-16-002-29W1/0	17-Apr	5153
B0/08-09-002-29W1/0	17-Apr	5210
B0/08-16-002-29W1/0	17-Apr	5400
B0/11-09-002-29W1/0	17-Apr	5260
B0/12-17-002-29W1/0	17-Apr	4990
B0/14-04-002-29W1/0	17-Apr	5000
B0/14-08-002-29W1/0	17-Apr	2960
B0/16-17-002-29W1/0	17-Apr	3000
C0/05-16-002-29W1/0	17-Apr	5200
C0/11-16-002-29W1/0	17-Apr	5200
C0/15-04-002-29W1/0	17-Apr	5230
C2/07-16-002-29W1/0	17-Apr	5130
D0/02-09-002-29W1/0	17-Apr	5230
D0/02-17-002-29W1/0	17-Apr	2900

D0/04-09-002-29W1/0	17-Apr	5195
D0/04-17-002-29W1/0	17-Apr	4800
D0/06-09-002-29W1/0	17-Apr	4790
D0/06-17-002-29W1/0	17-Apr	2400
D0/14-09-002-29W1/0	17-Apr	4900
D0/16-05-002-29W1/0	17-Apr	5200
00/02-08-002-29W1/0	17-May	4930
00/02-09-002-29W1/0	17-May	4940
00/02-16-002-29W1/0	17-May	1340
00/02-17-002-29W1/0	17-May	5205
00/04-09-002-29W1/0	17-May	3000
00/04-15-002-29W1/0	17-May	5160
00/04-16-002-29W1/0	17-May	5290
00/04-17-002-29W1/0	17-May	5150
00/05-09-002-29W1/0	17-May	3000
00/06-08-002-29W1/0	17-May	4725
00/06-09-002-29W1/0	17-May	4305
00/06-16-002-29W1/0	17-May	5156
00/06-17-002-29W1/0	17-May	5020
00/08-08-002-29W1/0	17-May	2750
00/08-09-002-29W1/0	17-May	4400
00/08-16-002-29W1/0	17-May	4918
00/08-18-002-29W1/0	17-May	3000
00/10-08-002-29W1/0	17-May	5060
00/10-09-002-29W1/0	17-May	4840
00/10-16-002-29W1/0	17-May	4879
00/11-09-002-29W1/0	17-May	5255
00/12-04-002-29W1/0	17-May	4935
00/12-08-002-29W1/0	17-May	5400
00/12-17-002-29W1/0	17-May	5000
00/13-09-002-29W1/0	17-May	3300
00/14-04-002-29W1/0	17-May	4940
00/14-08-002-29W1/0	17-May	5000
00/14-09-002-29W1/0	17-May	5033
00/15-09-002-29W1/0	17-May	5205
00/16-04-002-29W1/0	17-May	4930
00/16-05-002-29W1/0	17-May	4910
00/16-08-002-29W1/0	17-May	800
00/16-18-002-29W1/0	17-May	4950
02/08-09-002-29W1/0	17-May	4965
02/10-16-002-29W1/0	17-May	4893
02/12-09-002-29W1/0	17-May	5196
02/12-16-002-29W1/0	17-May	5265
02/15-09-002-29W1/0	17-May	5198
02/16-09-002-29W1/0	17-May	4955
03/15-16-002-29W1/0	17-May	4894
03/16-09-002-29W1/0	17-May	4960

B0/02-17-002-29W1/0	17-May	5200
B0/04-16-002-29W1/0	17-May	5285
B0/06-09-002-29W1/0	17-May	4925
B0/06-16-002-29W1/0	17-May	5153
B0/08-09-002-29W1/0	17-May	4965
B0/08-16-002-29W1/0	17-May	5400
B0/11-09-002-29W1/0	17-May	5260
B0/12-17-002-29W1/0	17-May	4990
B0/14-04-002-29W1/0	17-May	4940
B0/14-08-002-29W1/0	17-May	2960
B0/16-17-002-29W1/0	17-May	3000
C0/05-16-002-29W1/0	17-May	5265
C0/11-16-002-29W1/0	17-May	4869
C0/15-04-002-29W1/0	17-May	4940
C2/07-16-002-29W1/0	17-May	5130
D0/02-09-002-29W1/0	17-May	4960
D0/02-17-002-29W1/0	17-May	1440
D0/04-09-002-29W1/0	17-May	4925
D0/04-17-002-29W1/0	17-May	4800
D0/06-09-002-29W1/0	17-May	4440
D0/06-17-002-29W1/0	17-May	2400
D0/14-09-002-29W1/0	17-May	4900
D0/16-05-002-29W1/0	17-May	4930
00/02-08-002-29W1/0	17-Jun	4930
00/02-09-002-29W1/0	17-Jun	4940
00/02-16-002-29W1/0	17-Jun	1340
00/02-17-002-29W1/0	17-Jun	5205
00/04-09-002-29W1/0	17-Jun	3000
00/04-15-002-29W1/0	17-Jun	5160
00/04-16-002-29W1/0	17-Jun	5290
00/04-17-002-29W1/0	17-Jun	5150
00/05-09-002-29W1/0	17-Jun	3000
00/06-08-002-29W1/0	17-Jun	4725
00/06-09-002-29W1/0	17-Jun	4305
00/06-16-002-29W1/0	17-Jun	5156
00/06-17-002-29W1/0	17-Jun	5020
00/08-08-002-29W1/0	17-Jun	2750
00/08-09-002-29W1/0	17-Jun	4400
00/08-16-002-29W1/0	17-Jun	4918
00/08-18-002-29W1/0	17-Jun	3000
00/10-08-002-29W1/0	17-Jun	5060
00/10-09-002-29W1/0	17-Jun	4840
00/10-16-002-29W1/0	17-Jun	4879
00/11-09-002-29W1/0	17-Jun	5255
00/12-04-002-29W1/0	17-Jun	4935
00/12-08-002-29W1/0	17-Jun	5400
00/12-17-002-29W1/0	17-Jun	5000

00/13-09-002-29W1/0	17-Jun	3300
00/14-04-002-29W1/0	17-Jun	4940
00/14-08-002-29W1/0	17-Jun	5000
00/14-09-002-29W1/0	17-Jun	5033
00/15-09-002-29W1/0	17-Jun	5205
00/16-04-002-29W1/0	17-Jun	4930
00/16-05-002-29W1/0	17-Jun	4910
00/16-08-002-29W1/0	17-Jun	800
00/16-18-002-29W1/0	17-Jun	4950
02/08-09-002-29W1/0	17-Jun	4965
02/10-16-002-29W1/0	17-Jun	4893
02/12-09-002-29W1/0	17-Jun	5196
02/12-16-002-29W1/0	17-Jun	5265
02/15-09-002-29W1/0	17-Jun	5198
02/16-09-002-29W1/0	17-Jun	4955
03/15-16-002-29W1/0	17-Jun	4894
03/16-09-002-29W1/0	17-Jun	4960
B0/02-17-002-29W1/0	17-Jun	5200
B0/04-16-002-29W1/0	17-Jun	5285
B0/06-09-002-29W1/0	17-Jun	4925
B0/06-16-002-29W1/0	17-Jun	5153
B0/08-09-002-29W1/0	17-Jun	4965
B0/08-16-002-29W1/0	17-Jun	5400
B0/11-09-002-29W1/0	17-Jun	5260
B0/12-17-002-29W1/0	17-Jun	4990
B0/14-04-002-29W1/0	17-Jun	4940
B0/14-08-002-29W1/0	17-Jun	2960
B0/16-17-002-29W1/0	17-Jun	3000
C0/05-16-002-29W1/0	17-Jun	5265
C0/11-16-002-29W1/0	17-Jun	4869
C0/15-04-002-29W1/0	17-Jun	4940
C2/07-16-002-29W1/0	17-Jun	5130
D0/02-09-002-29W1/0	17-Jun	4960
D0/02-17-002-29W1/0	17-Jun	1440
D0/04-09-002-29W1/0	17-Jun	4925
D0/04-17-002-29W1/0	17-Jun	4800
D0/06-09-002-29W1/0	17-Jun	4440
D0/06-17-002-29W1/0	17-Jun	2400
D0/14-09-002-29W1/0	17-Jun	4900
D0/16-05-002-29W1/0	17-Jun	4930
00/02-08-002-29W1/0	17-Jul	5125
00/02-09-002-29W1/0	17-Jul	4940
00/02-16-002-29W1/0	17-Jul	1340
00/02-17-002-29W1/0	17-Jul	5205
00/04-09-002-29W1/0	17-Jul	3000
00/04-15-002-29W1/0	17-Jul	5160
00/04-16-002-29W1/0	17-Jul	5290

00/04-17-002-29W1/0	17-Jul	5150
00/05-09-002-29W1/0	17-Jul	3000
00/06-08-002-29W1/0	17-Jul	4725
00/06-09-002-29W1/0	17-Jul	4305
00/06-16-002-29W1/0	17-Jul	5156
00/06-17-002-29W1/0	17-Jul	5020
00/08-08-002-29W1/0	17-Jul	2750
00/08-09-002-29W1/0	17-Jul	4400
00/08-16-002-29W1/0	17-Jul	4918
00/08-18-002-29W1/0	17-Jul	3000
00/10-08-002-29W1/0	17-Jul	5060
00/10-09-002-29W1/0	17-Jul	4840
00/10-16-002-29W1/0	17-Jul	4879
00/11-09-002-29W1/0	17-Jul	5255
00/12-04-002-29W1/0	17-Jul	4935
00/12-08-002-29W1/0	17-Jul	5400
00/12-17-002-29W1/0	17-Jul	5000
00/13-09-002-29W1/0	17-Jul	3300
00/14-04-002-29W1/0	17-Jul	4940
00/14-08-002-29W1/0	17-Jul	5000
00/14-09-002-29W1/0	17-Jul	3750
00/15-09-002-29W1/0	17-Jul	5205
00/16-04-002-29W1/0	17-Jul	4930
00/16-05-002-29W1/0	17-Jul	4910
00/16-08-002-29W1/0	17-Jul	800
00/16-18-002-29W1/0	17-Jul	4950
02/08-09-002-29W1/0	17-Jul	4965
02/10-16-002-29W1/0	17-Jul	4893
02/12-09-002-29W1/0	17-Jul	5196
02/12-16-002-29W1/0	17-Jul	5265
02/15-09-002-29W1/0	17-Jul	5198
02/16-09-002-29W1/0	17-Jul	4955
03/15-16-002-29W1/0	17-Jul	4894
03/16-09-002-29W1/0	17-Jul	4960
B0/02-17-002-29W1/0	17-Jul	5200
B0/04-16-002-29W1/0	17-Jul	5285
B0/06-09-002-29W1/0	17-Jul	4925
B0/06-16-002-29W1/0	17-Jul	5153
B0/08-09-002-29W1/0	17-Jul	4965
B0/08-16-002-29W1/0	17-Jul	5400
B0/11-09-002-29W1/0	17-Jul	5260
B0/12-17-002-29W1/0	17-Jul	4990
B0/14-04-002-29W1/0	17-Jul	4940
B0/14-08-002-29W1/0	17-Jul	2960
B0/16-17-002-29W1/0	17-Jul	3000
C0/05-16-002-29W1/0	17-Jul	5265
C0/11-16-002-29W1/0	17-Jul	4869

C0/15-04-002-29W1/0	17-Jul	4940
C2/07-16-002-29W1/0	17-Jul	5130
D0/02-09-002-29W1/0	17-Jul	4960
D0/02-17-002-29W1/0	17-Jul	1440
D0/04-09-002-29W1/0	17-Jul	4925
D0/04-17-002-29W1/0	17-Jul	4800
D0/06-09-002-29W1/0	17-Jul	4440
D0/06-17-002-29W1/0	17-Jul	2400
D0/14-09-002-29W1/0	17-Jul	4900
D0/16-05-002-29W1/0	17-Jul	4930
00/02-08-002-29W1/0	17-Aug	5125
00/02-09-002-29W1/0	17-Aug	4940
00/02-16-002-29W1/0	17-Aug	1340
00/02-17-002-29W1/0	17-Aug	5205
00/04-09-002-29W1/0	17-Aug	3000
00/04-15-002-29W1/0	17-Aug	5160
00/04-16-002-29W1/0	17-Aug	5290
00/04-17-002-29W1/0	17-Aug	5150
00/05-09-002-29W1/0	17-Aug	3000
00/06-08-002-29W1/0	17-Aug	4725
00/06-09-002-29W1/0	17-Aug	4305
00/06-16-002-29W1/0	17-Aug	5156
00/06-17-002-29W1/0	17-Aug	5020
00/08-08-002-29W1/0	17-Aug	2750
00/08-09-002-29W1/0	17-Aug	4400
00/08-16-002-29W1/0	17-Aug	4918
00/08-18-002-29W1/0	17-Aug	3000
00/10-08-002-29W1/0	17-Aug	5060
00/10-09-002-29W1/0	17-Aug	4840
00/10-16-002-29W1/0	17-Aug	4879
00/11-09-002-29W1/0	17-Aug	5255
00/12-04-002-29W1/0	17-Aug	4935
00/12-08-002-29W1/0	17-Aug	5400
00/12-17-002-29W1/0	17-Aug	5000
00/13-09-002-29W1/0	17-Aug	3300
00/14-04-002-29W1/0	17-Aug	4940
00/14-08-002-29W1/0	17-Aug	5000
00/14-09-002-29W1/0	17-Aug	3750
00/15-09-002-29W1/0	17-Aug	5205
00/16-04-002-29W1/0	17-Aug	4930
00/16-05-002-29W1/0	17-Aug	4910
00/16-08-002-29W1/0	17-Aug	800
00/16-18-002-29W1/0	17-Aug	4950
02/08-09-002-29W1/0	17-Aug	4965
02/10-16-002-29W1/0	17-Aug	4893
02/12-09-002-29W1/0	17-Aug	5196
02/12-16-002-29W1/0	17-Aug	5265

02/15-09-002-29W1/0	17-Aug	5198
02/16-09-002-29W1/0	17-Aug	4955
03/15-16-002-29W1/0	17-Aug	4894
03/16-09-002-29W1/0	17-Aug	4960
B0/02-17-002-29W1/0	17-Aug	5200
B0/04-16-002-29W1/0	17-Aug	5285
B0/06-09-002-29W1/0	17-Aug	4925
B0/06-16-002-29W1/0	17-Aug	5153
B0/08-09-002-29W1/0	17-Aug	4965
B0/08-16-002-29W1/0	17-Aug	5400
B0/11-09-002-29W1/0	17-Aug	5260
B0/12-17-002-29W1/0	17-Aug	4990
B0/14-04-002-29W1/0	17-Aug	4940
B0/14-08-002-29W1/0	17-Aug	2960
B0/16-17-002-29W1/0	17-Aug	3000
C0/05-16-002-29W1/0	17-Aug	5265
C0/11-16-002-29W1/0	17-Aug	4869
C0/15-04-002-29W1/0	17-Aug	4940
C2/07-16-002-29W1/0	17-Aug	5130
D0/02-09-002-29W1/0	17-Aug	4960
D0/02-17-002-29W1/0	17-Aug	1440
D0/04-09-002-29W1/0	17-Aug	4925
D0/04-17-002-29W1/0	17-Aug	4800
D0/06-09-002-29W1/0	17-Aug	4440
D0/06-17-002-29W1/0	17-Aug	2400
D0/14-09-002-29W1/0	17-Aug	4900
D0/16-05-002-29W1/0	17-Aug	4930
00/02-08-002-29W1/0	17-Sep	5125
00/02-09-002-29W1/0	17-Sep	4940
00/02-16-002-29W1/0	17-Sep	1340
00/02-17-002-29W1/0	17-Sep	5205
00/04-09-002-29W1/0	17-Sep	3000
00/04-15-002-29W1/0	17-Sep	5160
00/04-16-002-29W1/0	17-Sep	5290
00/04-17-002-29W1/0	17-Sep	5150
00/05-09-002-29W1/0	17-Sep	3000
00/06-08-002-29W1/0	17-Sep	4725
00/06-09-002-29W1/0	17-Sep	4305
00/06-16-002-29W1/0	17-Sep	5156
00/06-17-002-29W1/0	17-Sep	5020
00/08-09-002-29W1/0	17-Sep	4400
00/08-16-002-29W1/0	17-Sep	4918
00/08-18-002-29W1/0	17-Sep	3000
00/10-08-002-29W1/0	17-Sep	5060
00/10-09-002-29W1/0	17-Sep	4840
00/10-16-002-29W1/0	17-Sep	4879
00/11-09-002-29W1/0	17-Sep	5255

00/12-04-002-29W1/0	17-Sep	4935
00/12-08-002-29W1/0	17-Sep	5400
00/12-17-002-29W1/0	17-Sep	5000
00/13-09-002-29W1/0	17-Sep	3300
00/14-04-002-29W1/0	17-Sep	4940
00/14-08-002-29W1/0	17-Sep	5000
00/14-09-002-29W1/0	17-Sep	3750
00/15-09-002-29W1/0	17-Sep	5205
00/16-04-002-29W1/0	17-Sep	4930
00/16-05-002-29W1/0	17-Sep	4910
00/16-08-002-29W1/0	17-Sep	800
00/16-18-002-29W1/0	17-Sep	4950
02/08-09-002-29W1/0	17-Sep	4965
02/10-16-002-29W1/0	17-Sep	4893
02/12-09-002-29W1/0	17-Sep	5196
02/12-16-002-29W1/0	17-Sep	5265
02/15-09-002-29W1/0	17-Sep	5198
02/16-09-002-29W1/0	17-Sep	4955
03/15-16-002-29W1/0	17-Sep	4894
03/16-09-002-29W1/0	17-Sep	4960
B0/02-17-002-29W1/0	17-Sep	5200
B0/04-16-002-29W1/0	17-Sep	5285
B0/06-09-002-29W1/0	17-Sep	4925
B0/06-16-002-29W1/0	17-Sep	5153
B0/08-09-002-29W1/0	17-Sep	4965
B0/08-16-002-29W1/0	17-Sep	5400
B0/11-09-002-29W1/0	17-Sep	5260
B0/12-17-002-29W1/0	17-Sep	4990
B0/14-04-002-29W1/0	17-Sep	4940
B0/14-08-002-29W1/0	17-Sep	2960
B0/16-17-002-29W1/0	17-Sep	3000
C0/05-16-002-29W1/0	17-Sep	5265
C0/11-16-002-29W1/0	17-Sep	4869
C0/15-04-002-29W1/0	17-Sep	4940
C2/07-16-002-29W1/0	17-Sep	5130
D0/02-09-002-29W1/0	17-Sep	4960
D0/02-17-002-29W1/0	17-Sep	1440
D0/04-09-002-29W1/0	17-Sep	4925
D0/04-17-002-29W1/0	17-Sep	4800
D0/06-09-002-29W1/0	17-Sep	4440
D0/06-17-002-29W1/0	17-Sep	2400
D0/14-09-002-29W1/0	17-Sep	4900
D0/16-05-002-29W1/0	17-Sep	4930
00/02-08-002-29W1/0	17-Oct	5125
00/02-09-002-29W1/0	17-Oct	4940
00/02-16-002-29W1/0	17-Oct	1340
00/02-17-002-29W1/0	17-Oct	5205

00/04-09-002-29W1/0	17-Oct	3000
00/04-15-002-29W1/0	17-Oct	5160
00/04-16-002-29W1/0	17-Oct	5290
00/04-17-002-29W1/0	17-Oct	5150
00/05-09-002-29W1/0	17-Oct	3000
00/06-08-002-29W1/0	17-Oct	4725
00/06-09-002-29W1/0	17-Oct	4305
00/06-16-002-29W1/0	17-Oct	5156
00/06-17-002-29W1/0	17-Oct	5020
00/08-08-002-29W1/0	17-Oct	1400
00/08-16-002-29W1/0	17-Oct	4918
00/08-18-002-29W1/0	17-Oct	3000
00/10-08-002-29W1/0	17-Oct	5060
00/10-09-002-29W1/0	17-Oct	4840
00/10-16-002-29W1/0	17-Oct	4879
00/11-09-002-29W1/0	17-Oct	5255
00/12-04-002-29W1/0	17-Oct	4935
00/12-08-002-29W1/0	17-Oct	5400
00/12-17-002-29W1/0	17-Oct	5000
00/13-09-002-29W1/0	17-Oct	3300
00/14-04-002-29W1/0	17-Oct	4940
00/14-08-002-29W1/0	17-Oct	5000
00/14-09-002-29W1/0	17-Oct	3750
00/15-09-002-29W1/0	17-Oct	5205
00/16-04-002-29W1/0	17-Oct	4930
00/16-05-002-29W1/0	17-Oct	4910
00/16-18-002-29W1/0	17-Oct	4950
02/10-16-002-29W1/0	17-Oct	4893
02/12-09-002-29W1/0	17-Oct	5196
02/12-16-002-29W1/0	17-Oct	5265
02/15-09-002-29W1/0	17-Oct	5198
02/16-09-002-29W1/0	17-Oct	4955
03/15-16-002-29W1/0	17-Oct	4894
03/16-09-002-29W1/0	17-Oct	4960
B0/02-17-002-29W1/0	17-Oct	5200
B0/04-16-002-29W1/0	17-Oct	5285
B0/06-09-002-29W1/0	17-Oct	4925
B0/06-16-002-29W1/0	17-Oct	5153
B0/08-09-002-29W1/0	17-Oct	4965
B0/08-16-002-29W1/0	17-Oct	5400
B0/11-09-002-29W1/0	17-Oct	5260
B0/12-17-002-29W1/0	17-Oct	4990
B0/14-04-002-29W1/0	17-Oct	4940
B0/14-08-002-29W1/0	17-Oct	2960
B0/16-17-002-29W1/0	17-Oct	3000
C0/05-16-002-29W1/0	17-Oct	5265
C0/11-16-002-29W1/0	17-Oct	4869

C0/15-04-002-29W1/0	17-Oct	4940
C2/07-16-002-29W1/0	17-Oct	5130
D0/02-09-002-29W1/0	17-Oct	4960
D0/02-17-002-29W1/0	17-Oct	1440
D0/04-09-002-29W1/0	17-Oct	4925
D0/04-17-002-29W1/0	17-Oct	4800
D0/06-09-002-29W1/0	17-Oct	4440
D0/06-17-002-29W1/0	17-Oct	2400
D0/14-09-002-29W1/0	17-Oct	4900
D0/16-05-002-29W1/0	17-Oct	4930
00/02-08-002-29W1/0	17-Nov	5000
00/02-09-002-29W1/0	17-Nov	4940
00/02-16-002-29W1/0	17-Nov	1340
00/02-17-002-29W1/0	17-Nov	5205
00/04-09-002-29W1/0	17-Nov	3000
00/04-15-002-29W1/0	17-Nov	5160
00/04-16-002-29W1/0	17-Nov	5290
00/04-17-002-29W1/0	17-Nov	5150
00/05-09-002-29W1/0	17-Nov	3000
00/06-08-002-29W1/0	17-Nov	4725
00/06-09-002-29W1/0	17-Nov	4305
00/06-16-002-29W1/0	17-Nov	5156
00/06-17-002-29W1/0	17-Nov	5020
00/08-08-002-29W1/0	17-Nov	2200
00/08-16-002-29W1/0	17-Nov	4918
00/08-18-002-29W1/0	17-Nov	3000
00/10-08-002-29W1/0	17-Nov	5060
00/10-09-002-29W1/0	17-Nov	4840
00/10-16-002-29W1/0	17-Nov	4879
00/11-09-002-29W1/0	17-Nov	5255
00/12-04-002-29W1/0	17-Nov	4935
00/12-08-002-29W1/0	17-Nov	5400
00/12-17-002-29W1/0	17-Nov	5000
00/13-09-002-29W1/0	17-Nov	3300
00/14-04-002-29W1/0	17-Nov	4940
00/14-08-002-29W1/0	17-Nov	5000
00/14-09-002-29W1/0	17-Nov	3750
00/15-09-002-29W1/0	17-Nov	5205
00/16-04-002-29W1/0	17-Nov	4930
00/16-05-002-29W1/0	17-Nov	4910
00/16-18-002-29W1/0	17-Nov	4950
02/08-09-002-29W1/0	17-Nov	4965
02/10-16-002-29W1/0	17-Nov	4893
02/12-09-002-29W1/0	17-Nov	5196
02/12-16-002-29W1/0	17-Nov	5265
02/15-09-002-29W1/0	17-Nov	5198
03/15-16-002-29W1/0	17-Nov	4894

03/16-09-002-29W1/0	17-Nov	4960
B0/02-17-002-29W1/0	17-Nov	5200
B0/04-16-002-29W1/0	17-Nov	5285
B0/06-09-002-29W1/0	17-Nov	4925
B0/06-16-002-29W1/0	17-Nov	5153
B0/08-09-002-29W1/0	17-Nov	4965
B0/08-16-002-29W1/0	17-Nov	5400
B0/11-09-002-29W1/0	17-Nov	5260
B0/12-17-002-29W1/0	17-Nov	4990
B0/14-04-002-29W1/0	17-Nov	4940
B0/14-08-002-29W1/0	17-Nov	2960
B0/16-17-002-29W1/0	17-Nov	3000
C0/05-16-002-29W1/0	17-Nov	5265
C0/11-16-002-29W1/0	17-Nov	4869
C0/15-04-002-29W1/0	17-Nov	4940
C2/07-16-002-29W1/0	17-Nov	5130
D0/02-09-002-29W1/0	17-Nov	4960
D0/02-17-002-29W1/0	17-Nov	1440
D0/04-09-002-29W1/0	17-Nov	4925
D0/04-17-002-29W1/0	17-Nov	4800
D0/06-09-002-29W1/0	17-Nov	4440
D0/06-17-002-29W1/0	17-Nov	2400
D0/14-09-002-29W1/0	17-Nov	4900
D0/16-05-002-29W1/0	17-Nov	4930
00/02-08-002-29W1/0	17-Dec	5000
00/02-09-002-29W1/0	17-Dec	4940
00/02-16-002-29W1/0	17-Dec	1340
00/02-17-002-29W1/0	17-Dec	5205
00/04-09-002-29W1/0	17-Dec	3000
00/04-15-002-29W1/0	17-Dec	5160
00/04-16-002-29W1/0	17-Dec	5290
00/04-17-002-29W1/0	17-Dec	5150
00/05-09-002-29W1/0	17-Dec	3000
00/06-08-002-29W1/0	17-Dec	4725
00/06-09-002-29W1/0	17-Dec	4305
00/06-16-002-29W1/0	17-Dec	5156
00/06-17-002-29W1/0	17-Dec	5020
00/08-08-002-29W1/0	17-Dec	2200
00/08-16-002-29W1/0	17-Dec	4918
00/08-18-002-29W1/0	17-Dec	3000
00/09-09-002-29W1/0	17-Dec	34.47
00/10-08-002-29W1/0	17-Dec	5060
00/10-09-002-29W1/0	17-Dec	4840
00/10-16-002-29W1/0	17-Dec	4879
00/11-09-002-29W1/0	17-Dec	5074
00/12-04-002-29W1/0	17-Dec	4935
00/12-08-002-29W1/0	17-Dec	5400

00/12-17-002-29W1/0	17-Dec	5000
00/13-09-002-29W1/0	17-Dec	3300
00/14-04-002-29W1/0	17-Dec	4940
00/14-08-002-29W1/0	17-Dec	5000
00/14-09-002-29W1/0	17-Dec	3750
00/15-09-002-29W1/0	17-Dec	5074
00/16-04-002-29W1/0	17-Dec	4930
00/16-05-002-29W1/0	17-Dec	4910
00/16-18-002-29W1/0	17-Dec	4950
02/08-09-002-29W1/0	17-Dec	4965
02/09-09-002-29W1/0	17-Dec	2668
02/10-16-002-29W1/0	17-Dec	4893
02/12-09-002-29W1/0	17-Dec	5196
02/12-16-002-29W1/0	17-Dec	5265
02/15-09-002-29W1/0	17-Dec	5074
02/16-09-002-29W1/0	17-Dec	4955
03/15-16-002-29W1/0	17-Dec	4894
03/16-09-002-29W1/0	17-Dec	4960
A0/10-09-002-29W1/0	17-Dec	2440
B0/02-17-002-29W1/0	17-Dec	5200
B0/04-16-002-29W1/0	17-Dec	5285
B0/06-09-002-29W1/0	17-Dec	4925
B0/06-16-002-29W1/0	17-Dec	5153
B0/08-09-002-29W1/0	17-Dec	4965
B0/08-16-002-29W1/0	17-Dec	5400
B0/11-09-002-29W1/0	17-Dec	5081
B0/12-17-002-29W1/0	17-Dec	4990
B0/14-04-002-29W1/0	17-Dec	4940
B0/14-08-002-29W1/0	17-Dec	2960
B0/16-17-002-29W1/0	17-Dec	3000
C0/05-16-002-29W1/0	17-Dec	5265
C0/11-16-002-29W1/0	17-Dec	4869
C0/15-04-002-29W1/0	17-Dec	4940
C2/07-16-002-29W1/0	17-Dec	5130
D0/02-09-002-29W1/0	17-Dec	4960
D0/02-17-002-29W1/0	17-Dec	1440
D0/04-09-002-29W1/0	17-Dec	4925
D0/04-17-002-29W1/0	17-Dec	4800
D0/06-09-002-29W1/0	17-Dec	4440
D0/06-17-002-29W1/0	17-Dec	2400
D0/14-09-002-29W1/0	17-Dec	4900
D0/16-05-002-29W1/0	17-Dec	4930