



Feb 22, 2018

Petroleum Branch
360 -1395 Ellice Avenue
Winnipeg, Manitoba
R3G 3P2


Attn: Leo Leonen

Re: South Pierson Unit No. 1 2018 Waterflood Progress Report

Please find the attached 2018 Waterflood Progress Report for South Pierson Unit No.1.

If you have any questions or concerns, please contact the undersigned at (403) 514-7516.

Yours truly



Kyle Seidel, C.E. I.
Exploitation Engineering Specialist
Canadian Natural Resources Ltd.

Canadian Natural Resources

Suite 2500, 855 – 2 Street SW Calgary, Alberta, Canada T2P 4J8 T 403.517.6700 F 403.517.7350 www.cnrl.com

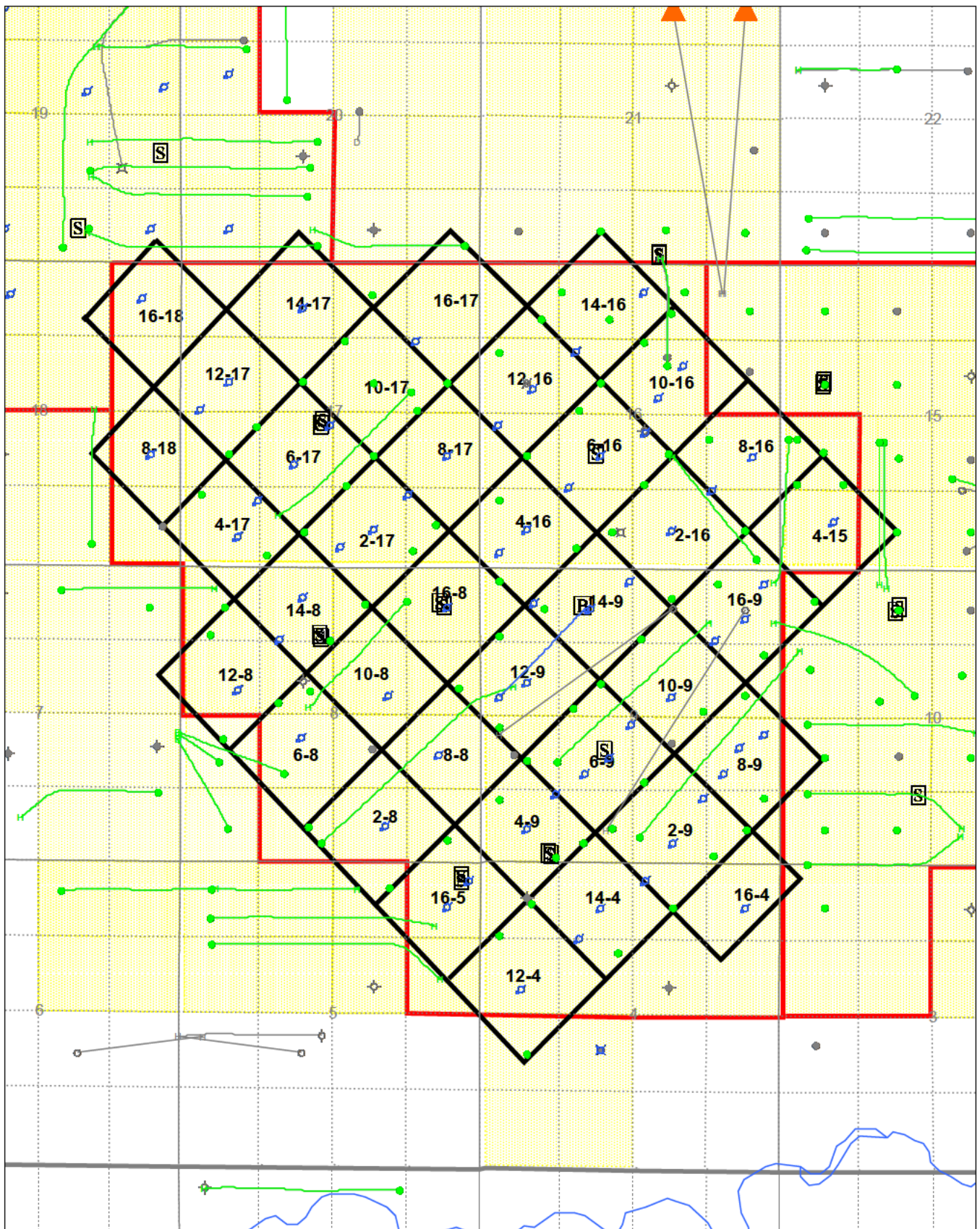
South Pierson Unit No. 1 2018 Waterflood Progress Report

Section 1

- a) Refer to attachments for production rate, injection rate, GOR and WORs for pool and patterns.
- b) Refer to attachments for cumulative volumes of oil, gas, and water produced and injected fluids for the patterns and injected fluids.
- c) Refer to attachments for wellhead injection pressures for each injection well.
- d) There were no reservoir pressure surveys conducted to report for the 2018 calendar year within SPU #1.
- e) Refer to attachments for South Pierson Unit # 1 well servicing summaries.
- f) Refer to attachments for VRRs and Cum VRRs for the patterns and pool.
- g) Produced water and source water is currently being filtered utilizing a bag-type filtration system prior to injection into Unit 1. The clean Tilston source water being used is compatible with Spearfish fluids and reservoir rock.
- h) CNRL began utilizing a conventional bag-type system in 2015 which along with the higher quality Tilston source water has significantly improved the quality of the injection water. Injection rates have also improved in the Unit as the result of a number of clean outs and workovers on injection wells.
- i) CNRL is continually trying to improve the injectivity into the Spearfish formation, and will continue to perform injector workovers in order to improve the injection rates in the Unit and to improve the effectiveness of the waterflood. In 2018 CNRL drilled 14 horizontal infill wells and converted 7 vertical producers to injection wells. CNRL will continue to evaluate infill drilling opportunities within SPU 1 and plans to drill 7 HZ infill wells in 2019. There are also plans to convert 24 vertical producers to injection wells.

List of Appendices

1. Map of Unit 1 Patterns
2. Group Plot of Unit Production, Injection, Ratios and VRRs
3. Group Plot of Unit Cumulative Production, Injection
4. Tabular Data of Unit Production, Injection, Ratios and VRRs
5. List of Well Servicing Activity
6. Pattern Production, Injection, Ratios and VRRs
7. Pattern Cumulative Production, Injection
8. Tabular Data of Pattern Production, Injection, Ratios and VRRs
9. Injection Well Plots of Daily Rates and Pressures
10. Tabular Data of Injection Well Rates and Pressures



Datum: NAD27 Projection: Stereographic DLS Version AB: ATS 2.6, BC: PRB 2.0, SK: STS 2.5, MB: MLI07

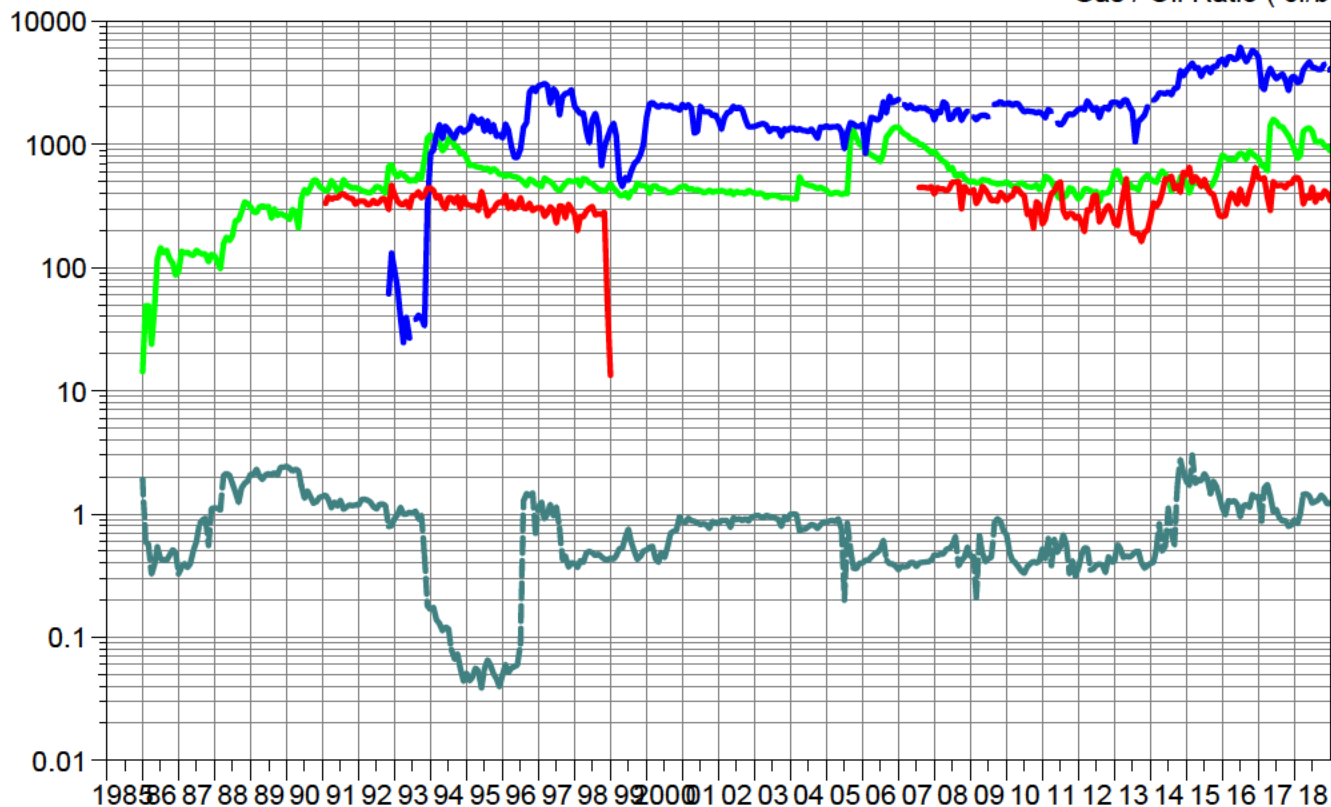


South Pierson Unit 1

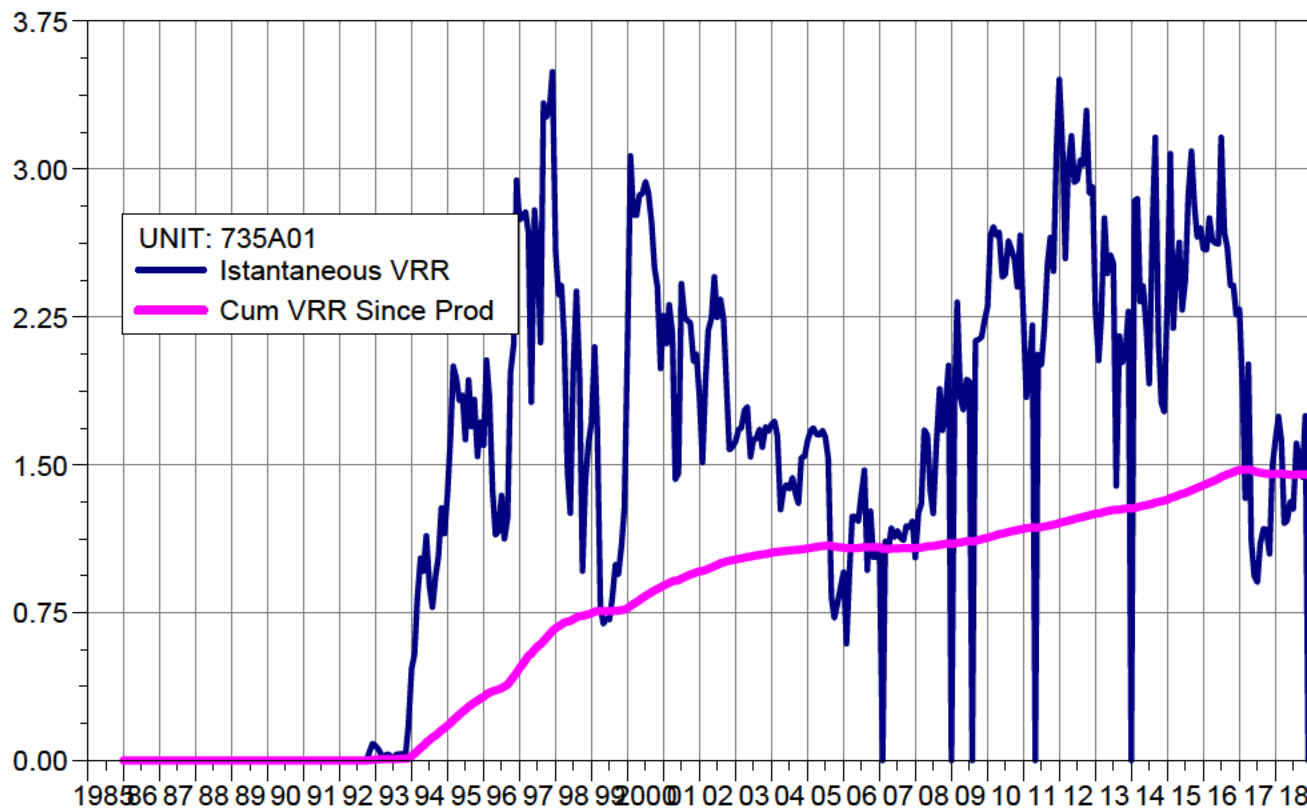
UNIT: 735A01

Cumulative Oil Prod : 6576.83 Mbbl

- Water / Oil Ratio (bbl/bbl)
- Oil Rate (CD) (bbl/d)
- Water Inj Rate (CD) (bbl/d)
- Gas / Oil Ratio (cf/bbl)



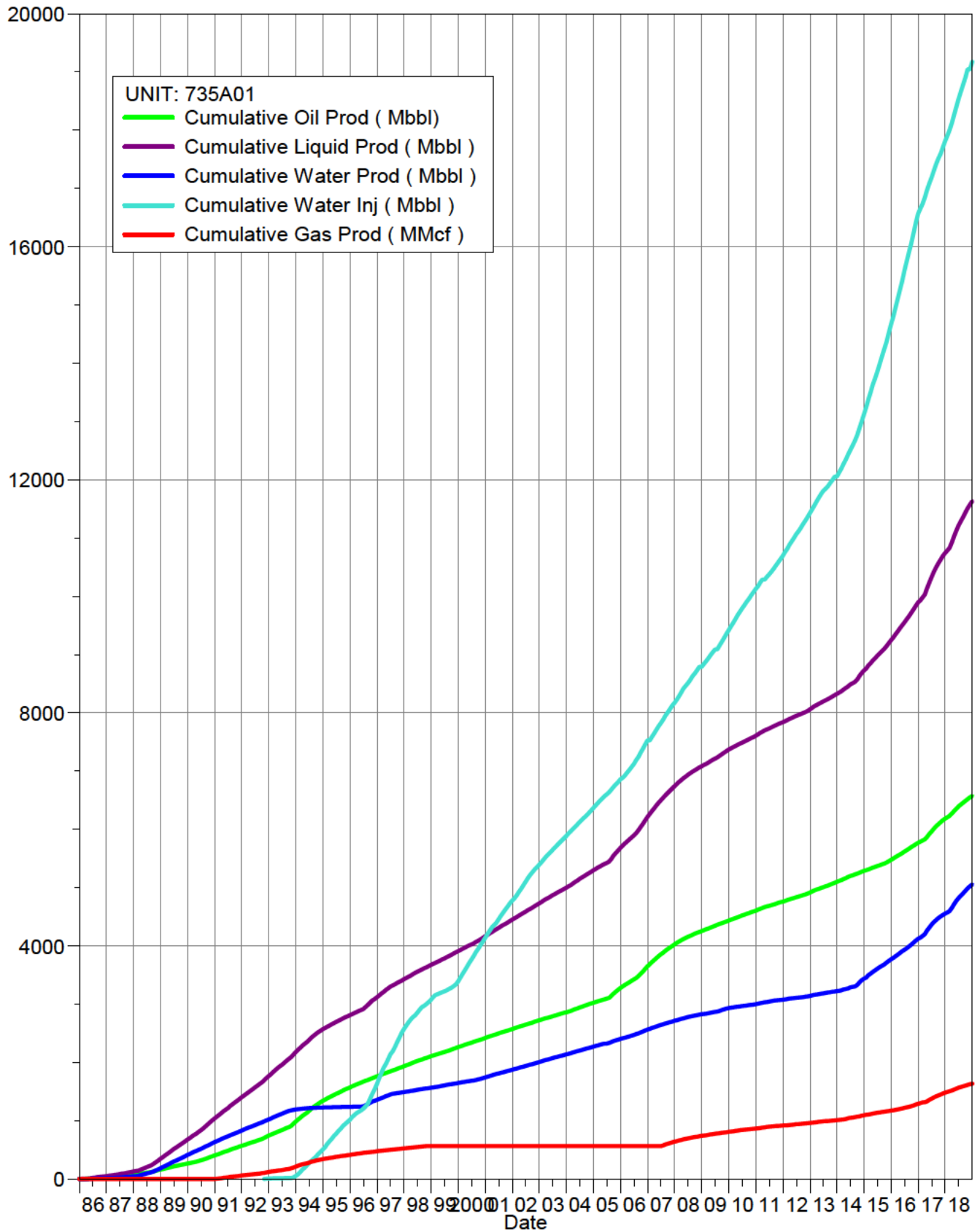
Date



Date

South Pierson Unit 1 Cumulative Production Plot

UNIT: 735A01



UNIT: 735A01
South Pierson Unit 1 Group Production and Injection

@name()	Date	Oil Rate (CD) bbl/d	Monthly Oil Prod bbl	Water Rate (CD) bbl/d	Monthly Water Prod bbl	Gas Rate (CD) Mcf/d	Monthly Gas Prod Mcf	Water Inj Rate (CD) bbl/d	INJ WINJ bbl	Gas Oil Ratio cf/bbl	Water Oil Ratio bbl/bbl	Inst. VRR	Cum VRR Since Prod	
735A01	Jan-18	769.46	23853	642.69	19923	414.43	12847.47	3172.3	98341.76	538.61	1	1.746	1.455	
735A01	Feb-18	815.04	22821	824.59	23088	406.27	11375.56	3262.1	91338.68	498.47	1	1.623	1.456	
735A01	Mar-18	1268.94	39337	1827.05	56639	414.09	12836.88	4016.3	124507.35	326.33	1	1.204	1.454	
735A01	Apr-18	1330.02	39901	1931.31	57939	500.41	15012.26	4354.4	130632.99	376.24	1	1.218	1.452	
735A01	May-18	1360.80	42185	1898.30	58847	497.03	15407.79	4670.5	144786.06	365.25	1	1.314	1.451	
735A01	Jun-18	1280.28	38408	1564.11	46923	577.04	17311.25	4226.4	126794.07	450.71	1	1.274	1.449	
735A01	Jul-18	1054.27	32682	1332.12	41296	357.02	11067.62	4162.7	129046.26	338.64	1	1.609	1.450	
735A01	Aug-18	1036.05	32118	1344.48	41679	405.66	12575.55	4052.0	125613.10	391.55	1	1.527	1.451	
735A01	Sep-18	1064.65	31940	1510.94	45328	389.76	11692.68	4038.7	121161.17	366.09	1	1.438	1.451	
735A01	Oct-18	974.86	30221	1296.31	40186	409.08	12681.50	4507.7	139740.63	419.63	1	1.749	1.453	
735A01	Nov-18	958.52	28756	1153.47	34604	382.82	11484.68	0.00	0.00	399.39	1	0.000	1.445	
735A01	Dec-18	874.33	27104	1075.98	33355	306.76	9509.53	4018.8	124583.90	350.85	1	1.898	1.447	
-----			----		-----		-----		-----					
			38932		499808		153802.7		1356545.9					Sum

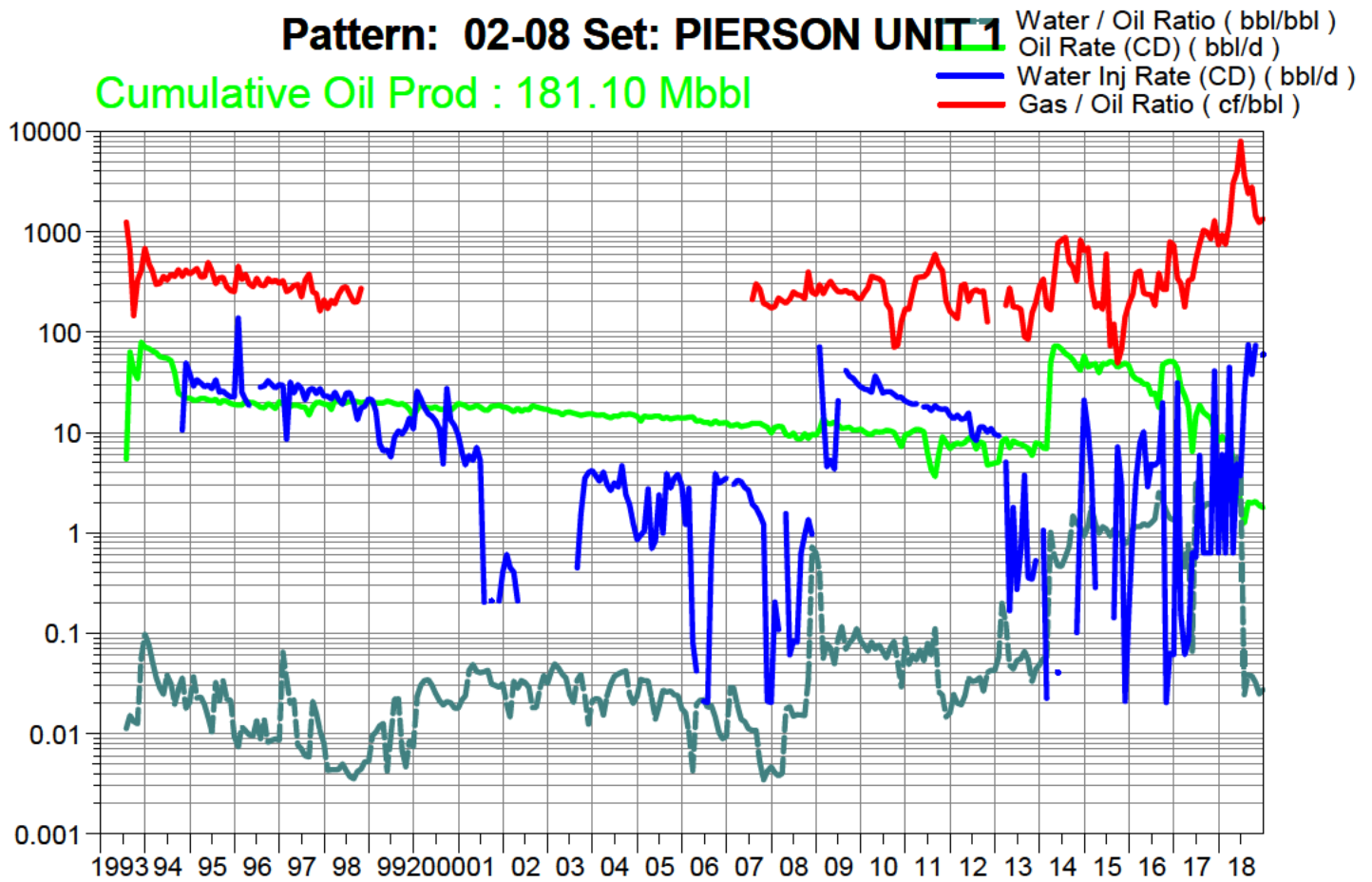
UWI	Unit	Job Type	Total Fld Est (Cost) (\$)	Job Start Date
1B0/03-09-002-29W1/00	Unit 1	Conversion	89,349.16	1/2/2018
102/13-04-002-29W1/00	Unit 1	Conversion	82,021.31	1/6/2018
100/05-15-002-29W1/00	Unit 1	Conversion	139,375.66	1/11/2018
100/03-09-002-29W1/00	Unit 1	Conversion	93,700.37	1/12/2018
103/11-08-002-29W1/00	Unit 1	Pump Repair	22,072.08	1/16/2018
100/03-16-002-29W1/00	Unit 1	Conversion	107,314.22	1/16/2018
100/07-16-002-29W1/00	Unit 1	Conversion	89,591.90	1/16/2018
103/03-16-002-29W1/00	Unit 1	Conversion	78,289.44	1/19/2018
1B0/07-16-002-29W1/00	Unit 1	Conversion	84,585.61	1/20/2018
102/08-16-002-29W1/00	Unit 1	Conversion	79,925.02	1/22/2018
103/13-09-002-29W1/00	Unit 1	Completion	518,419.76	1/25/2018
104/13-09-002-29W1/00	Unit 1	Completion	590,252.45	1/26/2018
105/05-15-002-29W1/00	Unit 1	Completion	474,240.16	2/5/2018
100/01-16-002-29W1/00	Unit 1	Conversion	126,703.42	2/8/2018
106/05-15-002-29W1/00	Unit 1	Completion	493,711.72	2/9/2018
100/07-17-002-29W1/00	Unit 1	Tubing Repair	32,439.12	2/12/2018
1B0/13-04-002-29W1/00	Unit 1	Conversion	70,848.44	2/14/2018
1D0/05-17-002-29W1/00	Unit 1	Pump Repair	10,004.87	2/14/2018
100/09-05-002-29W1/00	Unit 1	Completion	420,391.04	2/16/2018
102/16-05-002-29W1/00	Unit 1	Completion	367,374.41	2/17/2018
103/06-08-002-29W1/00	Unit 1	Scale Removal	204,906.18	2/20/2018
1C0/16-09-002-29W1/00	Unit 1	Pump Repair	16,734.67	2/27/2018
1B0/05-15-002-29W1/00	Unit 1	Conversion	84,106.55	2/28/2018
104/16-09-002-29W1/00	Unit 1	Scale Removal	221,508.64	3/5/2018
1B0/15-17-002-29W1/00	Unit 1	Pump Repair	15,023.14	3/9/2018
102/01-08-002-29W1/00	Unit 1	Scale Removal	174,563.47	3/13/2018
100/01-09-002-29W1/00	Unit 1	Pump Repair	12,395.37	4/2/2018
100/15-16-002-29W1/00	Unit 1	Wax Removal	7,347.74	4/3/2018
103/02-09-002-29W1/00	Unit 1	Tubing Repair	36,436.93	4/30/2018
102/16-05-002-29W1/00	Unit 1	Workover	175,263.29	5/23/2018
100/03-08-002-29W1/00	Unit 1	Tubing Repair	29,070.26	5/24/2018
102/01-16-002-29W1/00	Unit 1	Tubing Repair	30,539.55	5/29/2018
102/03-08-002-29W1/00	Unit 1	Conversion	213,307.40	6/7/2018
100/09-05-002-29W1/00	Unit 1	Tubing Repair	40,266.32	6/13/2018
102/05-09-002-29W1/00	Unit 1	Pump Repair	21,950.76	6/15/2018
104/05-09-002-29W1/00	Unit 1	Scale Removal	139,331.66	6/22/2018
102/13-09-002-29W1/00	Unit 1	Pump Repair	18,165.84	7/19/2018
100/01-08-002-29W1/00	Unit 1	Tubing Repair	23,657.25	7/25/2018
100/03-17-002-29W1/00	Unit 1	Pump Repair	22,786.96	7/27/2018
100/07-17-002-29W1/00	Unit 1	Parted Rods	10,517.94	7/31/2018
103/06-08-002-29W1/00	Unit 1	Pump Repair	15,612.37	8/2/2018
102/01-16-002-29W1/00	Unit 1	Tubing/Components Reconfigure	62,227.06	9/21/2018
100/15-08-002-29W1/00	Unit 1	Stimulation	14,292.46	10/3/2018
100/11-16-002-29W1/00	Unit 1	Conversion	110,614.53	10/10/2018
1B0/11-16-002-29W1/00	Unit 1	Conversion	84,271.08	10/14/2018
100/05-16-002-29W1/00	Unit 1	Conversion	114,595.81	10/16/2018
1C0/04-16-002-29W1/00	Unit 1	Conversion	90,923.51	10/17/2018
100/15-16-002-29W1/00	Unit 1	Conversion	103,287.83	10/22/2018
104/15-16-002-29W1/00	Unit 1	Completion	507,439.42	10/22/2018
1B0/15-16-002-29W1/00	Unit 1	Conversion	78,749.42	10/23/2018

UWI	Unit	Job Type	Total Fld Est (Cost) (\$)	Job Start Date
105/15-16-002-29W1/00	Unit 1	Completion	513,906.24	10/24/2018
102/12-04-002-29W1/00	Unit 1	Completion	400,099.12	10/25/2018
102/09-05-002-29W1/00	Unit 1	Completion	439,054.89	10/25/2018
100/15-04-002-29W1/00	Unit 1	Conversion	74,598.15	10/26/2018
1B0/01-09-002-29W1/00	Unit 1	Conversion	73,431.51	10/26/2018
103/08-09-002-29W1/00	Unit 1	Completion	382,003.13	10/26/2018
1D0/11-04-002-29W1/00	Unit 1	Conversion	89,099.52	10/29/2018
100/01-09-002-29W1/00	Unit 1	Conversion	79,927.33	10/31/2018
102/01-09-002-29W1/00	Unit 1	Conversion	84,815.98	11/6/2018
102/02-17-002-29W1/00	Unit 1	Completion	448,158.05	11/8/2018
102/16-08-002-29W1/00	Unit 1	Completion	471,740.03	11/9/2018
100/11-17-002-29W1/00	Unit 1	Tubing Repair	43,915.76	11/13/2018
1B0/15-17-002-29W1/00	Unit 1	Polished Rod Repair	9,961.03	11/19/2018
100/01-17-002-29W1/00	Unit 1	Conversion	73,532.12	11/22/2018
104/16-09-002-29W1/00	Unit 1	Polished Rod Repair	13,998.68	11/27/2018
105/15-16-002-29W1/00	Unit 1	Pump Change	24,041.24	12/18/2018

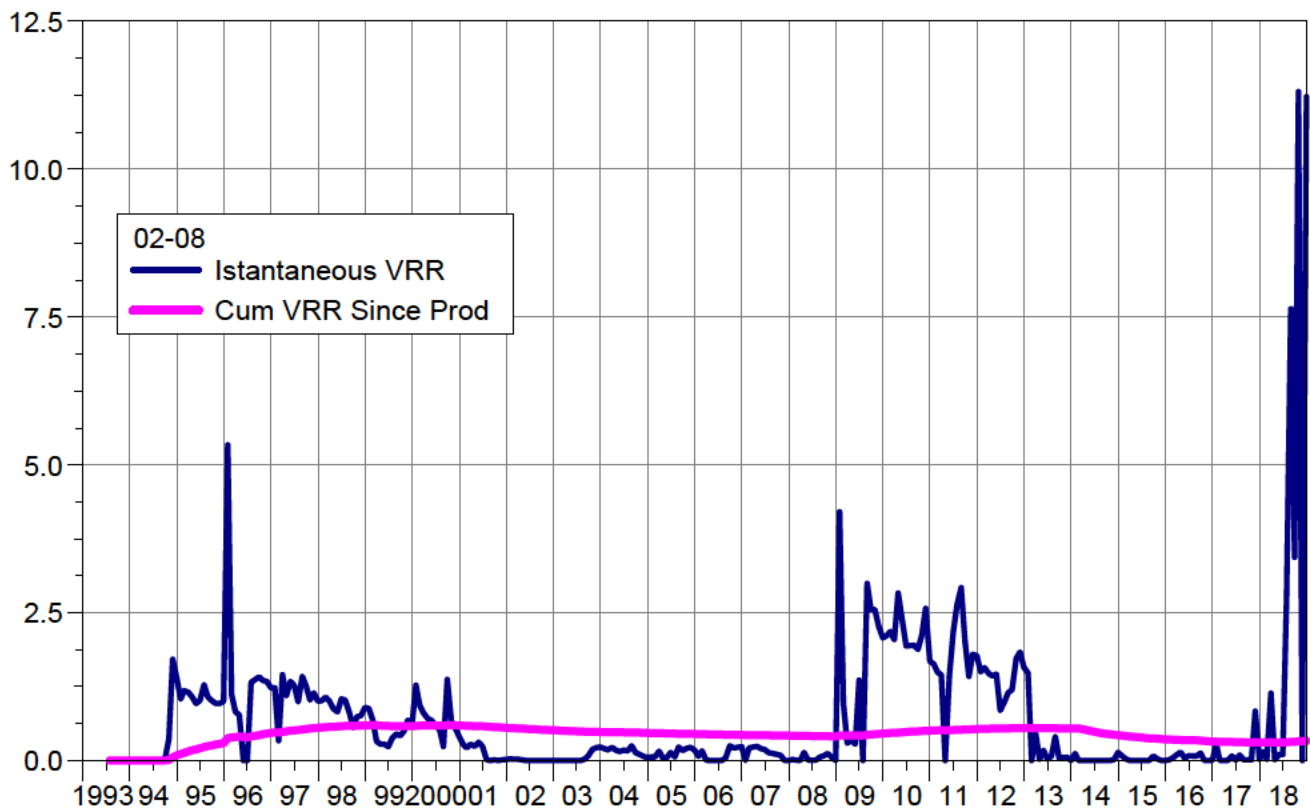
South Pierson Unit 1

Pattern: 02-08 Set: PIERSON UNIT 1

Cumulative Oil Prod : 181.10 Mbbl



Date

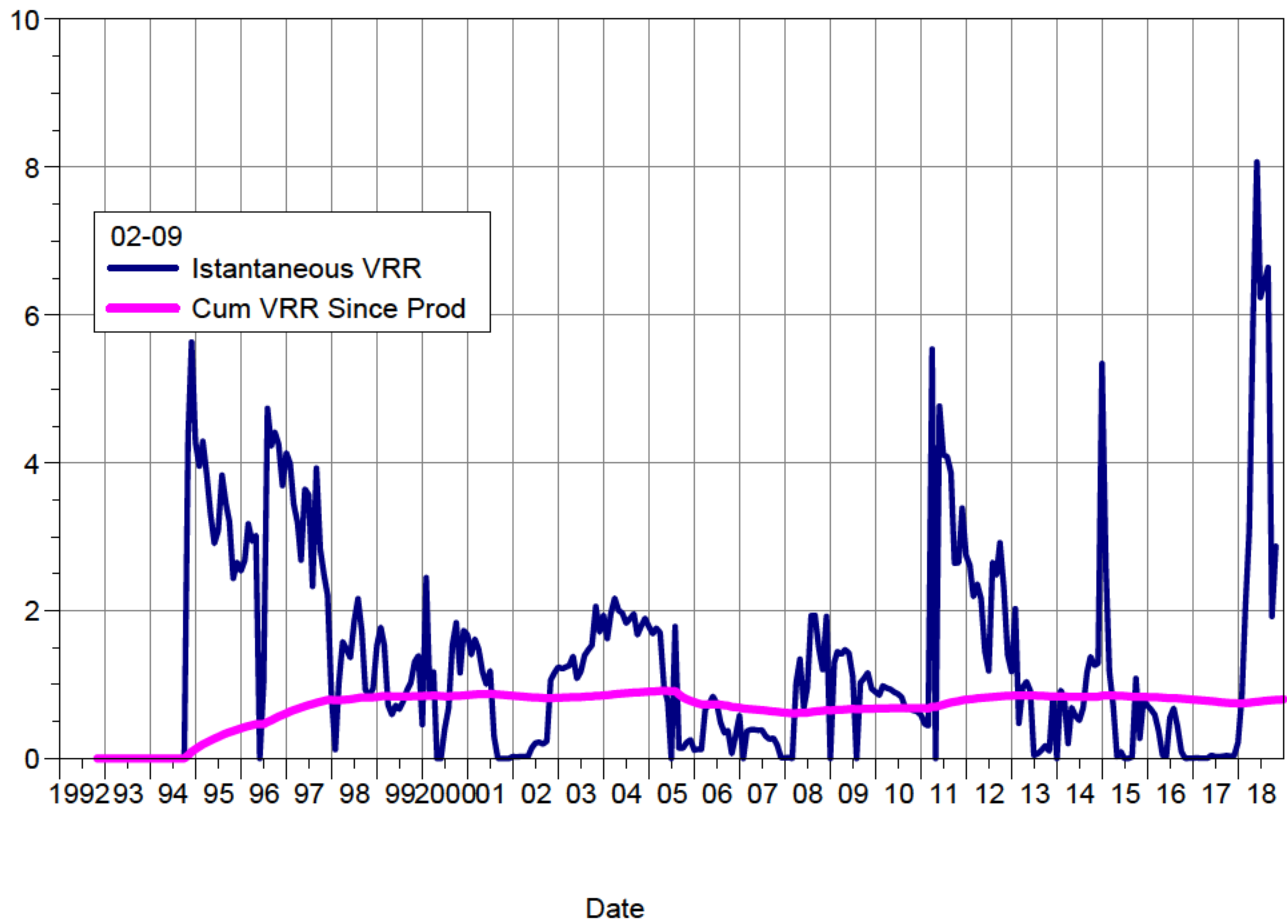
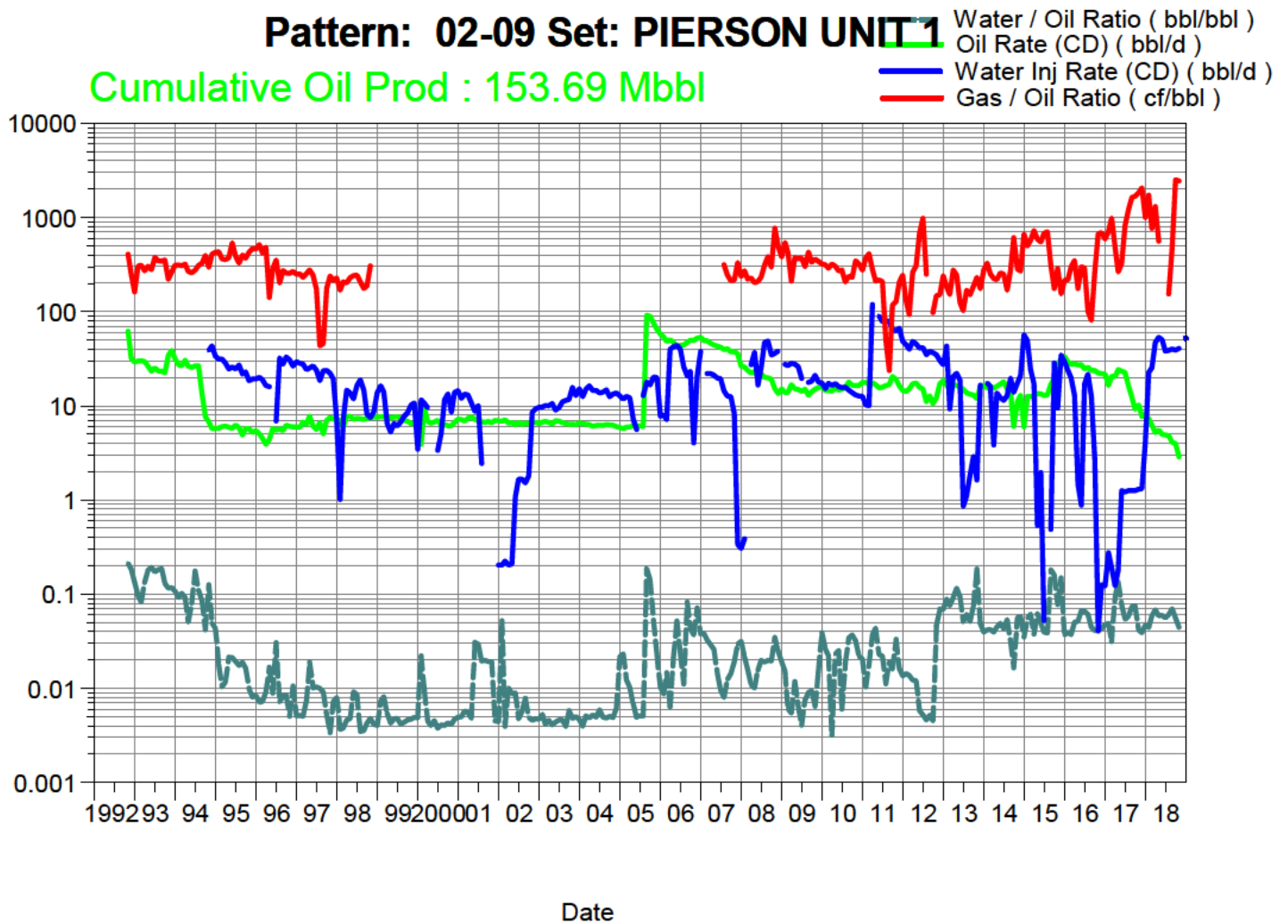


Date

South Pierson Unit 1

Pattern: 02-09 Set: PIERSON UNIT 1

Cumulative Oil Prod : 153.69 Mbbl

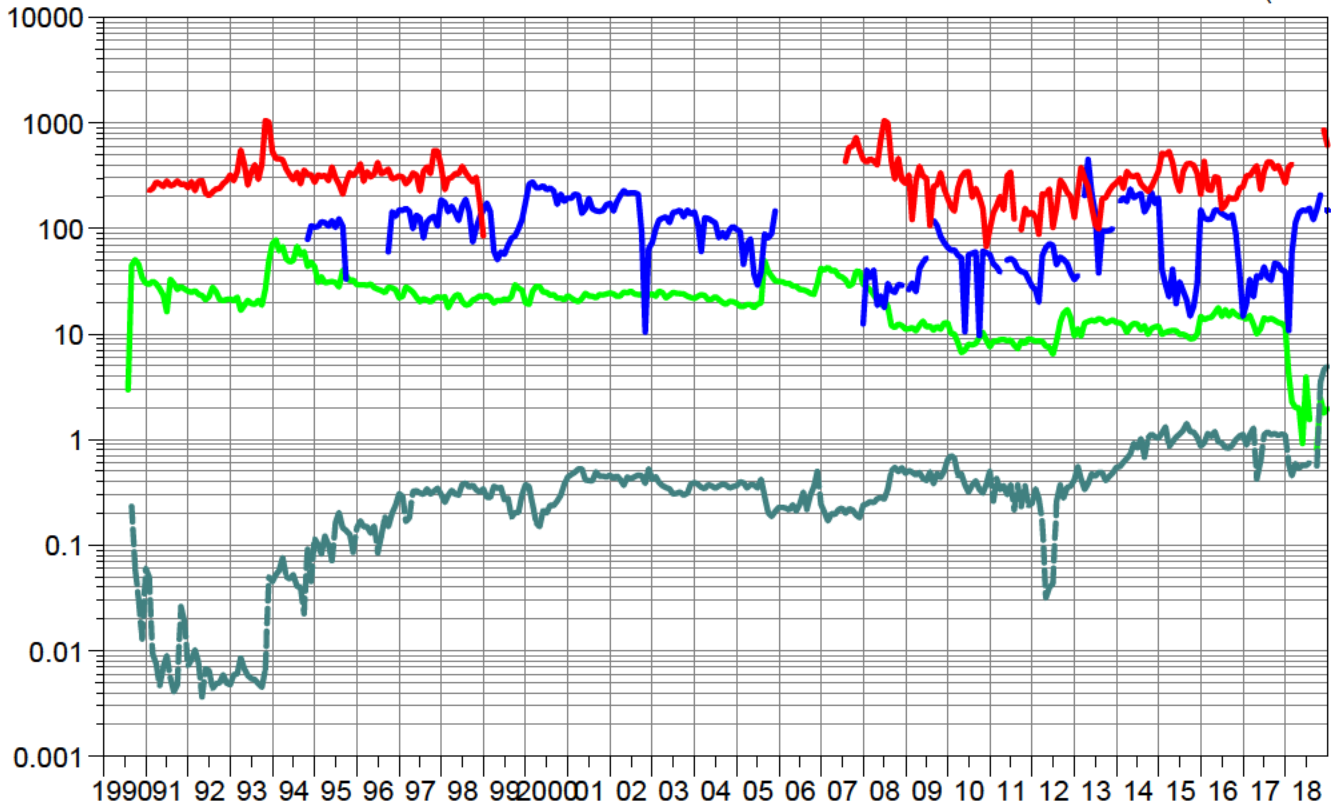


South Pierson Unit 1

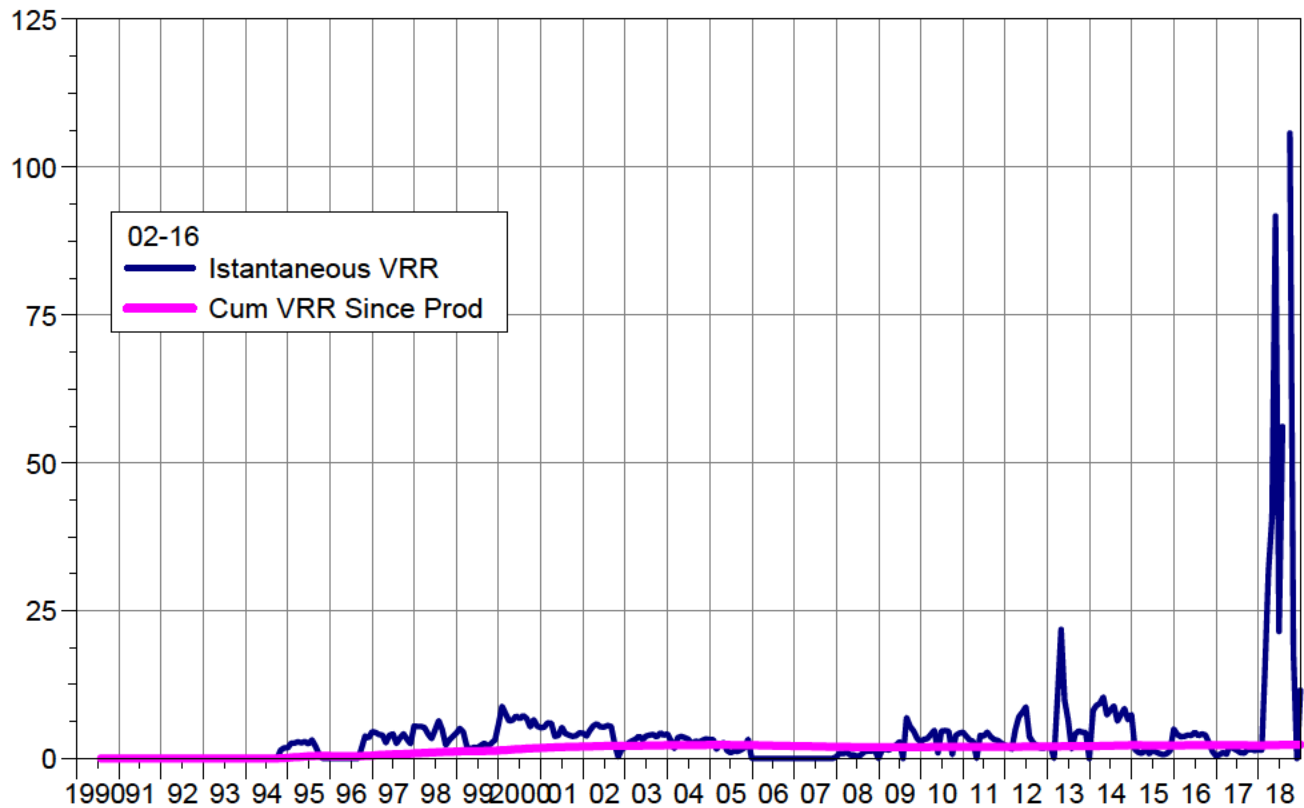
Pattern: 02-16 Set: PIERSON UNIT 1

Cumulative Oil Prod : 220.90 Mbbl

Water / Oil Ratio (bbl/bbl)
Oil Rate (CD) (bbl/d)
Water Inj Rate (CD) (bbl/d)
Gas / Oil Ratio (cf/bbl)



Date

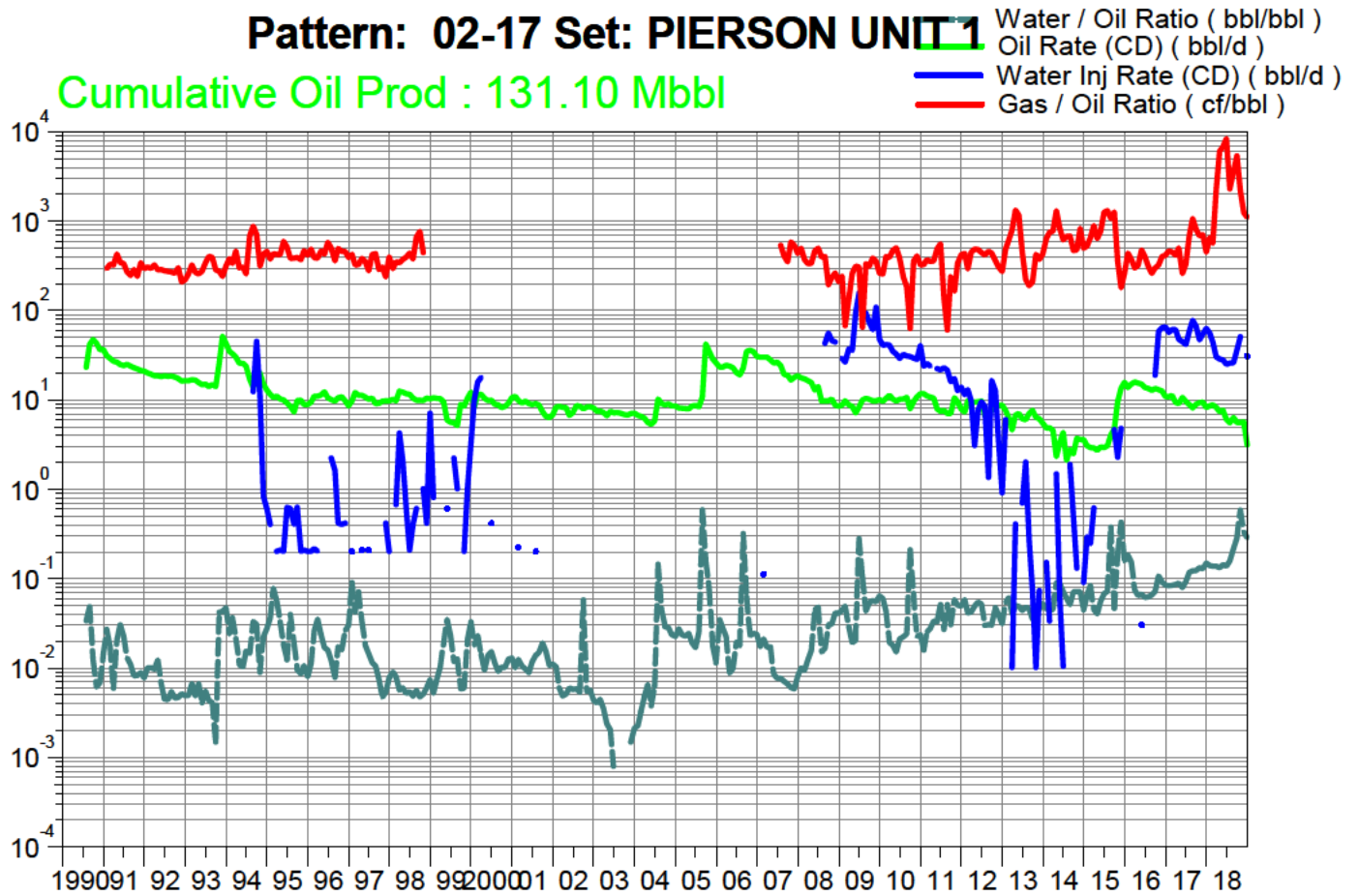


Date

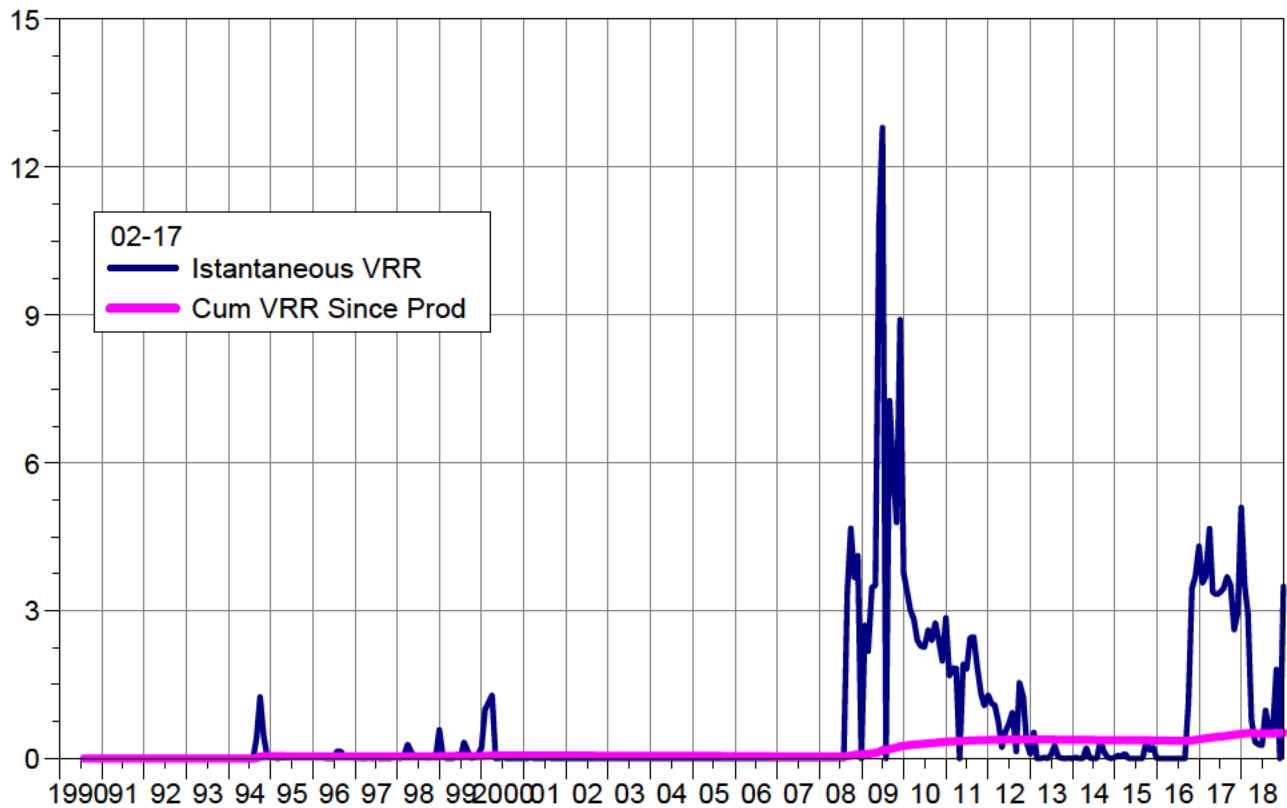
South Pierson Unit 1

Pattern: 02-17 Set: PIERSON UNIT 1

Cumulative Oil Prod : 131.10 Mbbl



Date

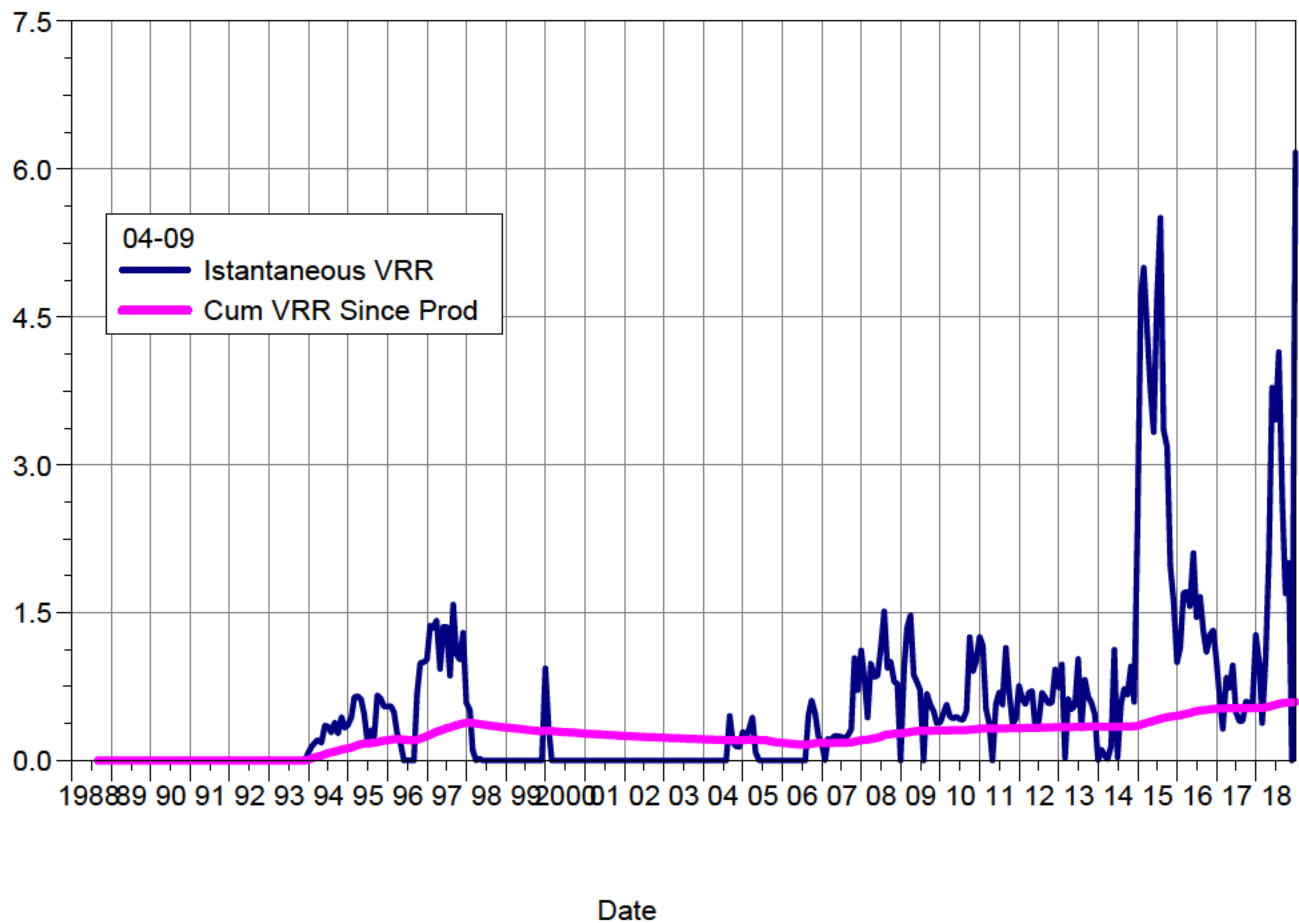
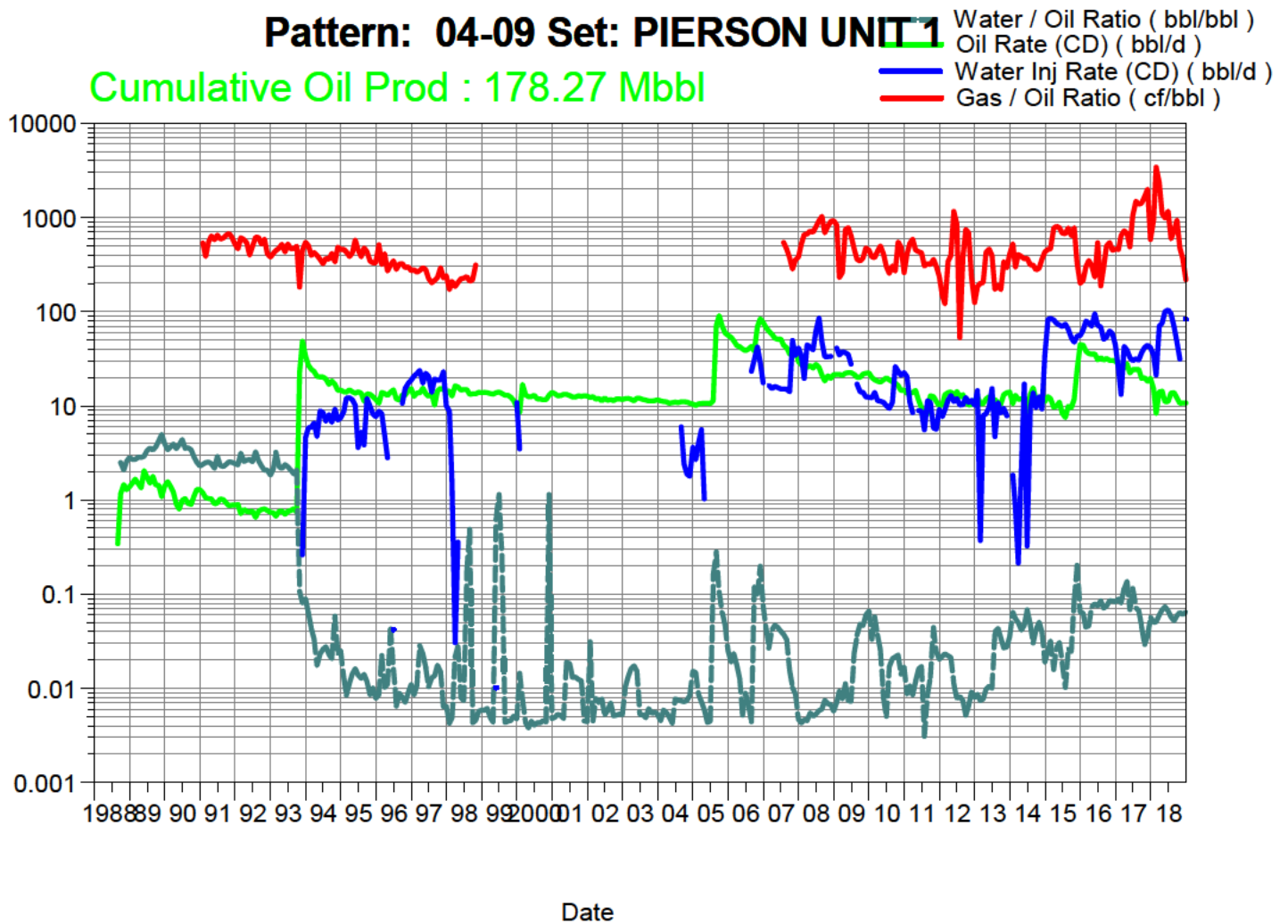


Date

South Pierson Unit 1

Pattern: 04-09 Set: PIERSON UNIT 1

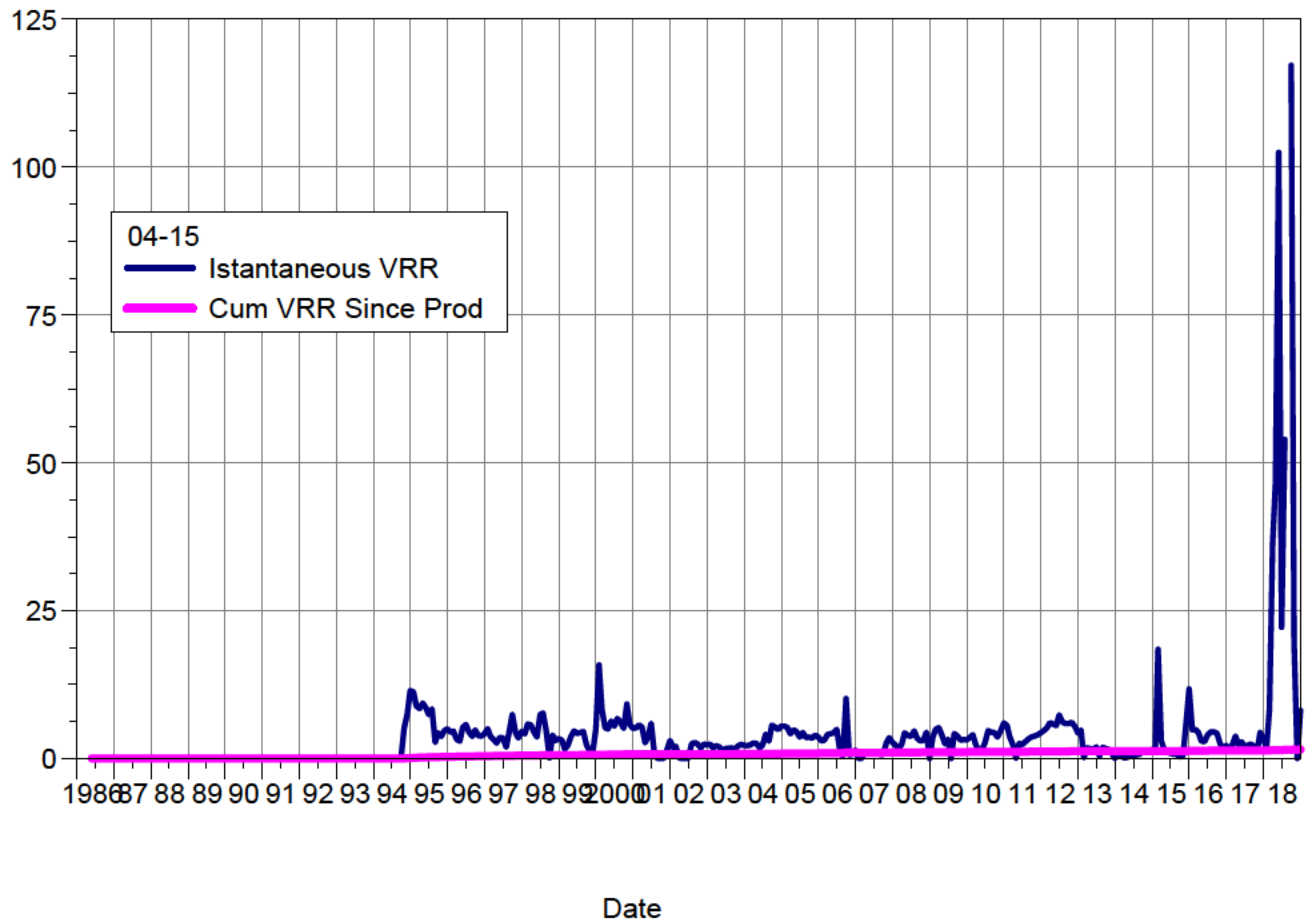
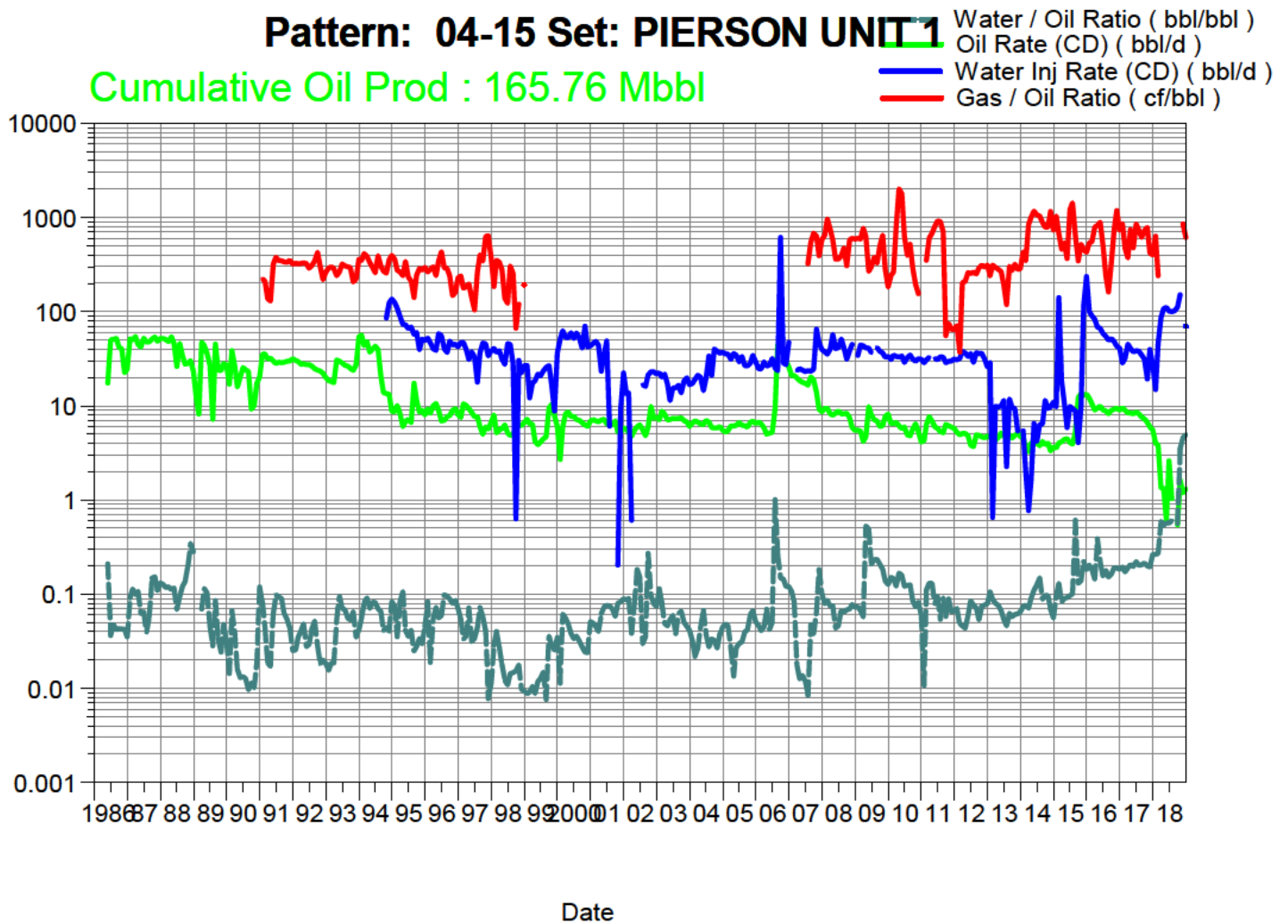
Cumulative Oil Prod : 178.27 Mbbl



South Pierson Unit 1

Pattern: 04-15 Set: PIERSON UNIT 1

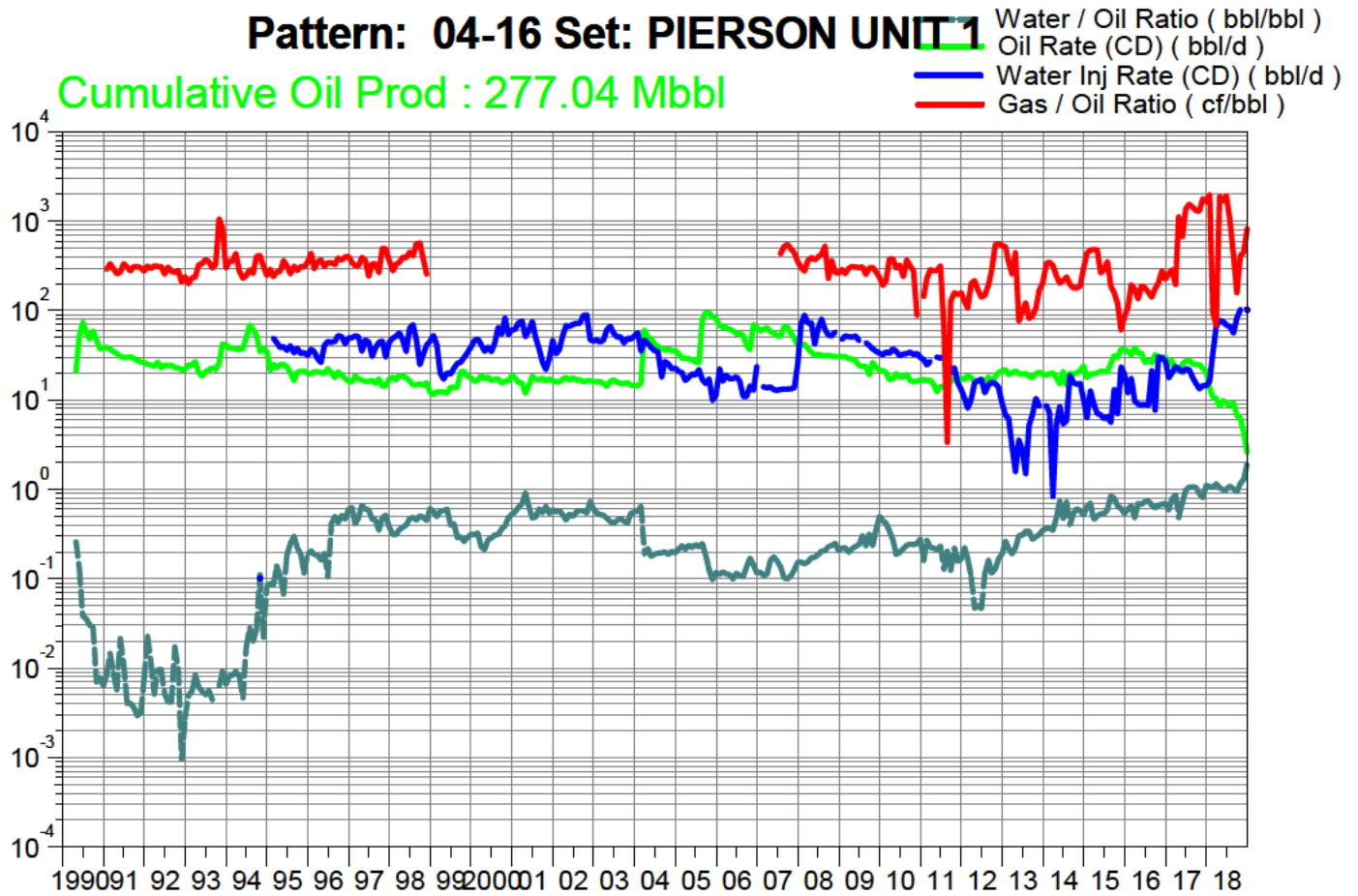
Cumulative Oil Prod : 165.76 Mbbl



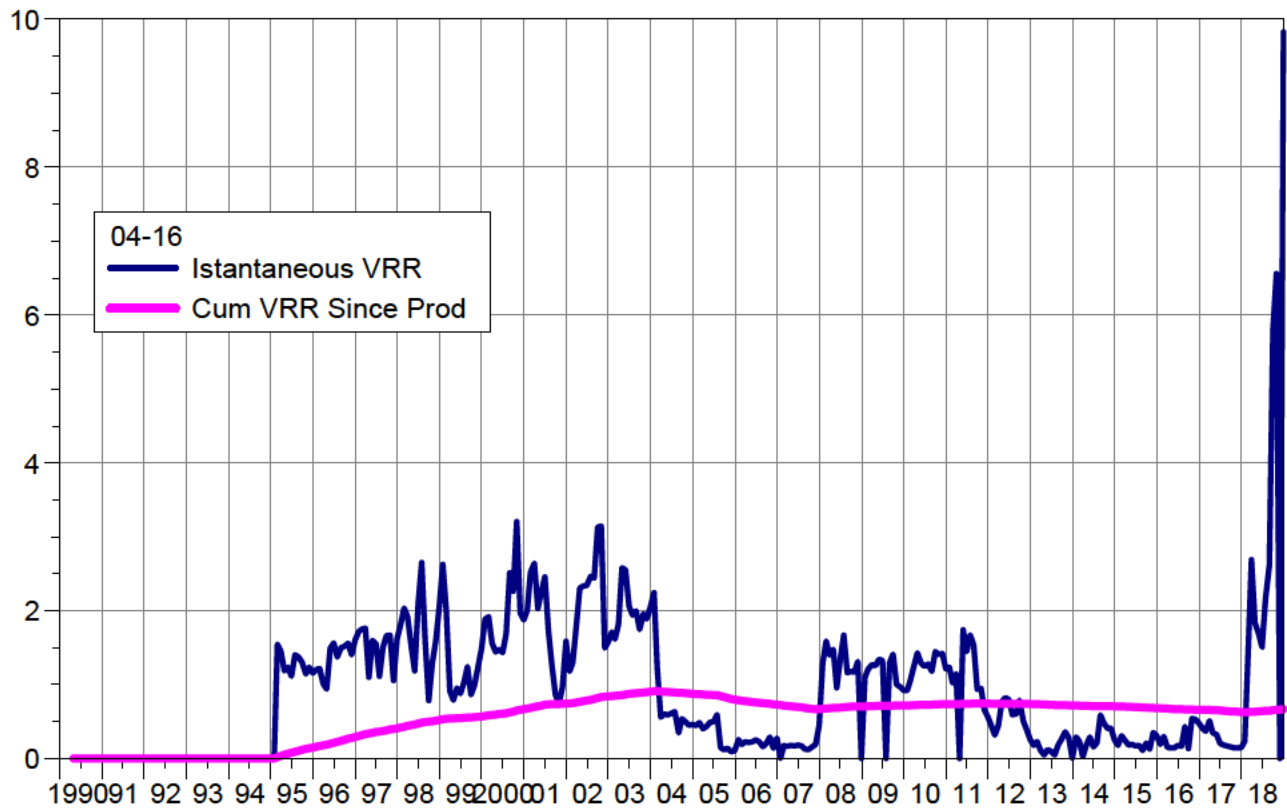
South Pierson Unit 1

Pattern: 04-16 Set: PIERSON UNIT 1

Cumulative Oil Prod : 277.04 Mbbl



Date

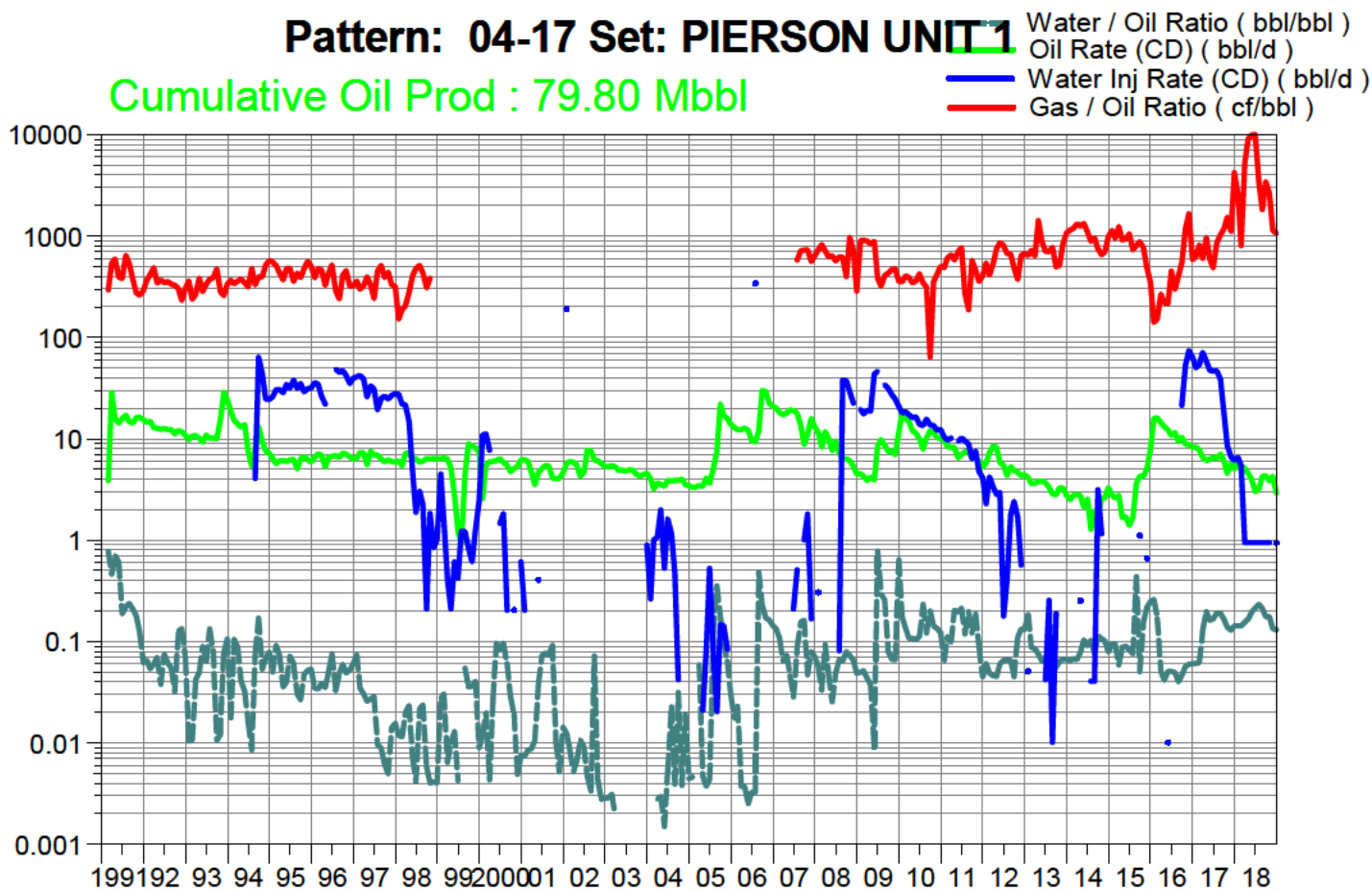


Date

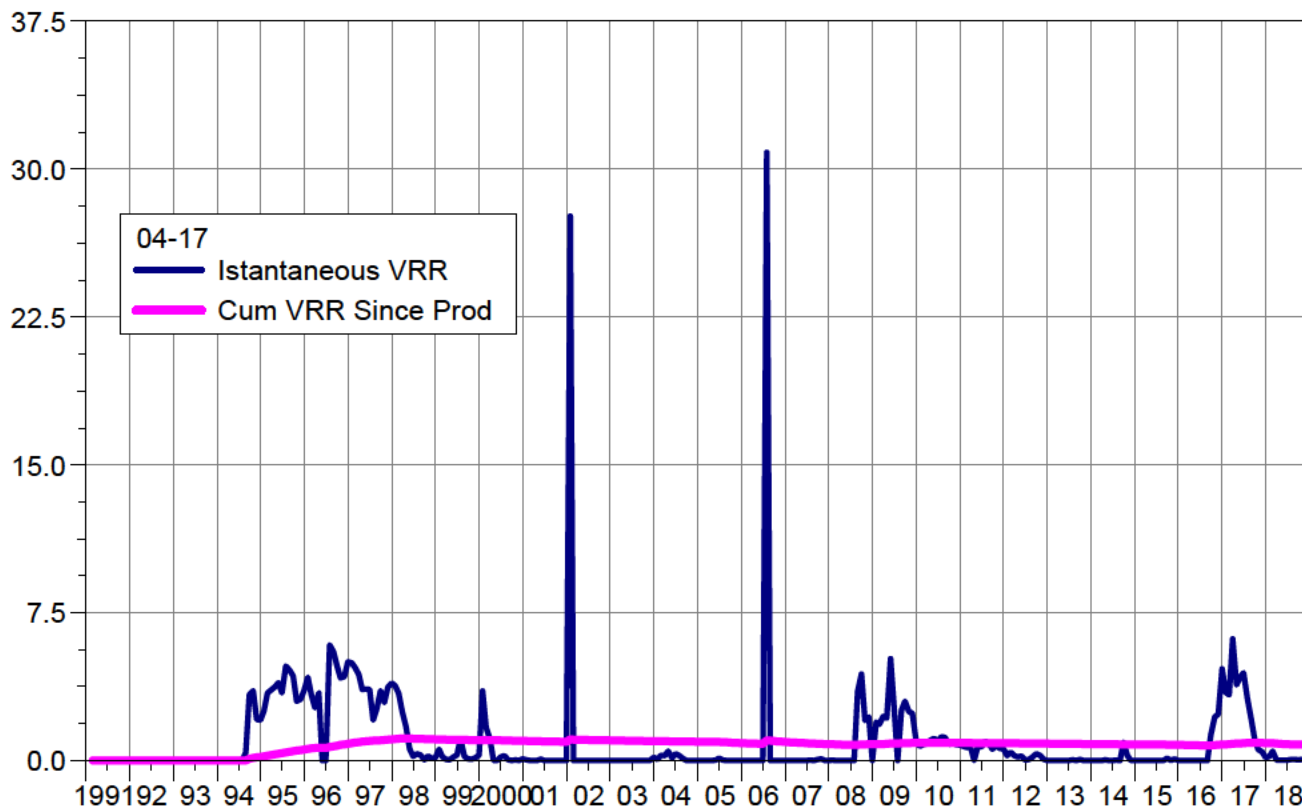
South Pierson Unit 1

Pattern: 04-17 Set: PIERSON UNIT 1

Cumulative Oil Prod : 79.80 Mbbbl



Date

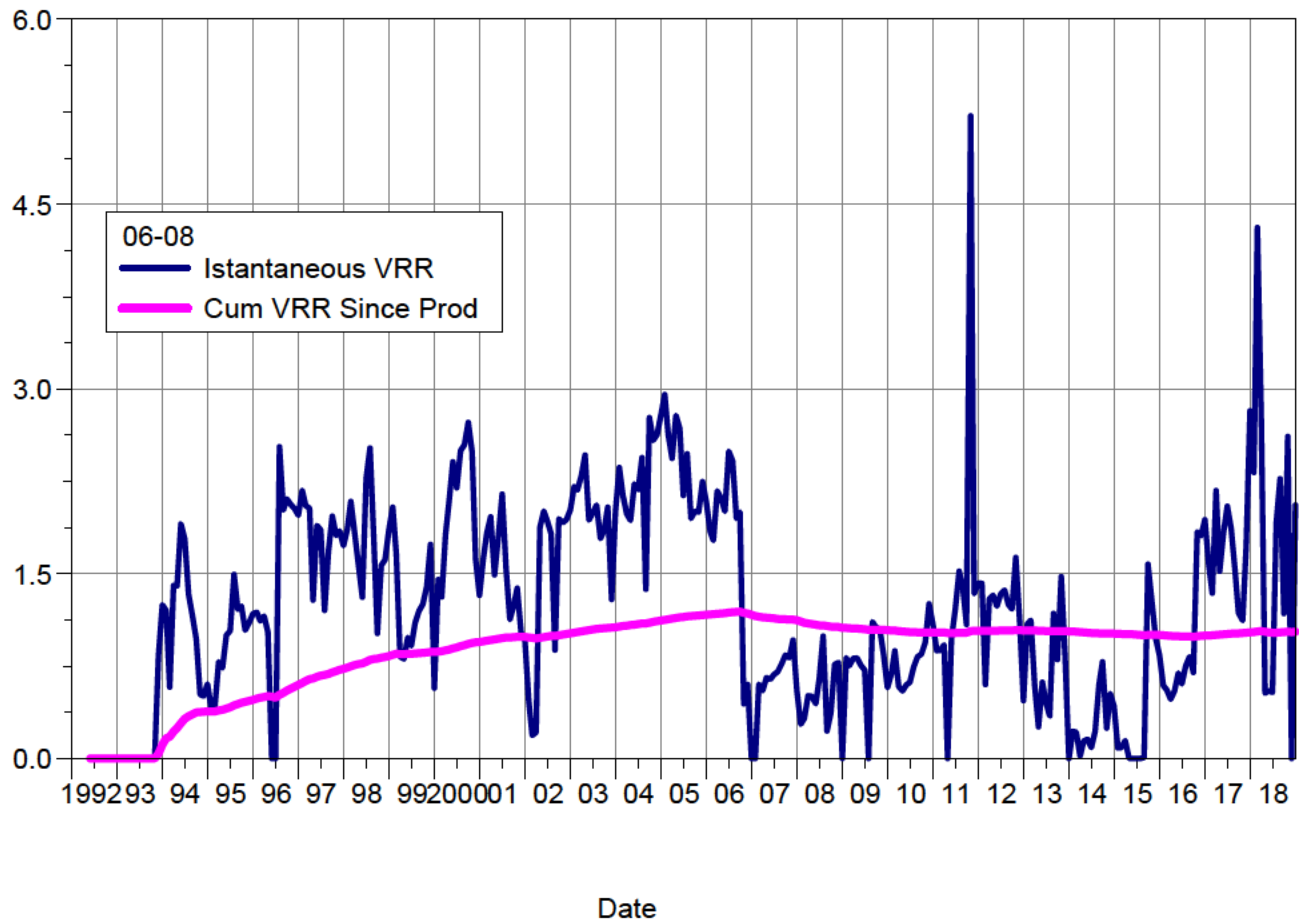
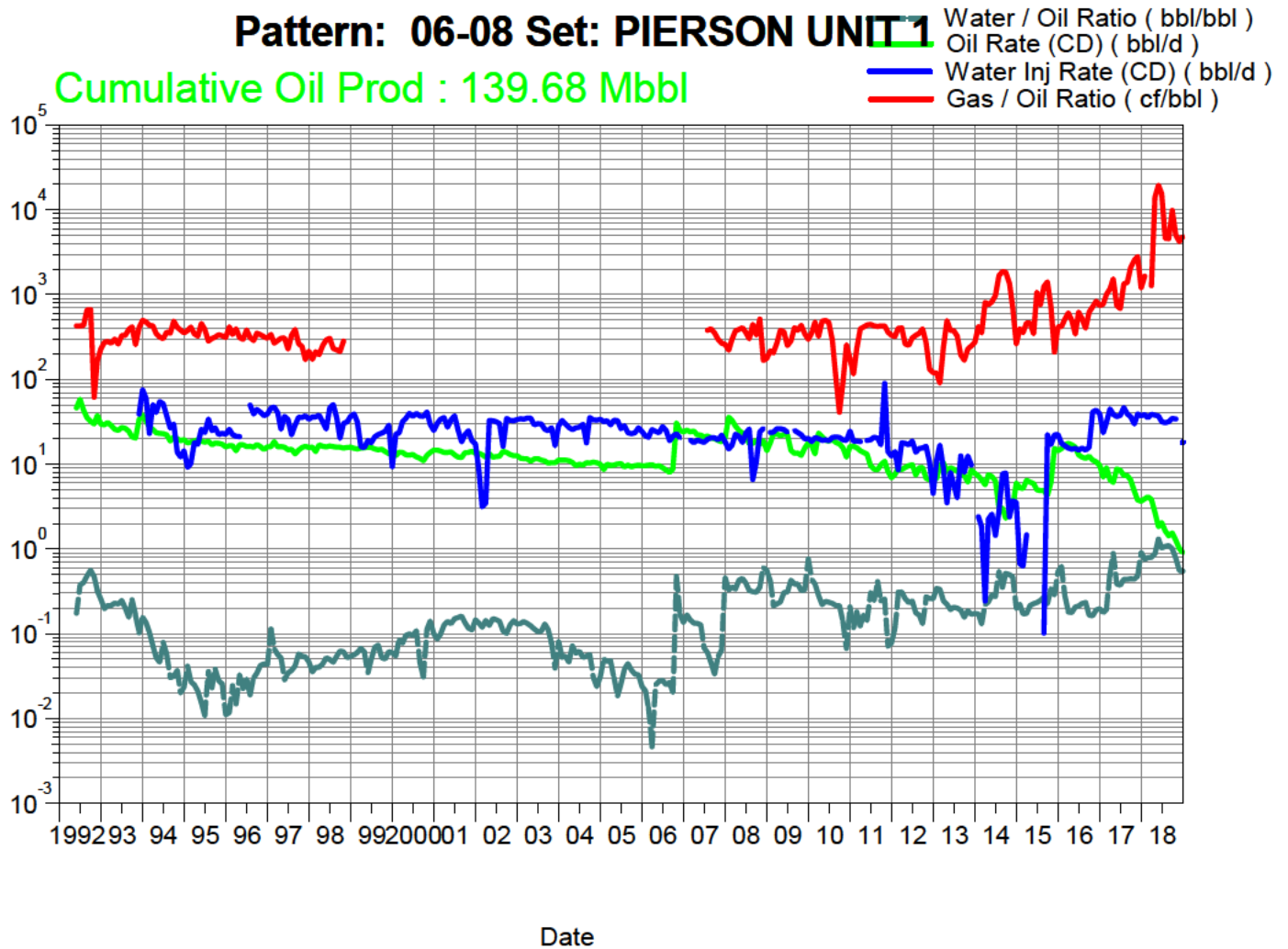


Date

South Pierson Unit 1

Pattern: 06-08 Set: PIERSON UNIT 1

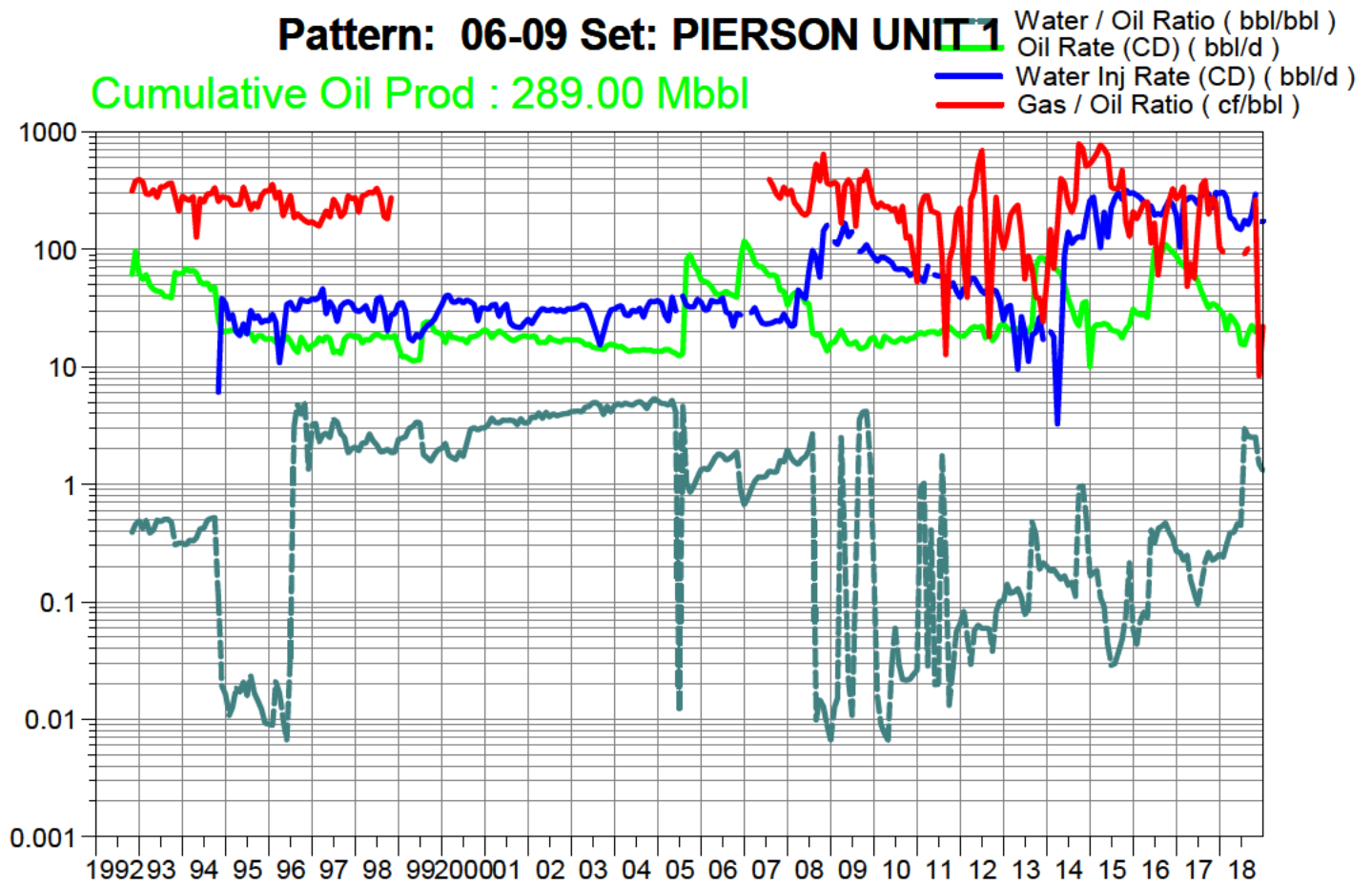
Cumulative Oil Prod : 139.68 Mbbl



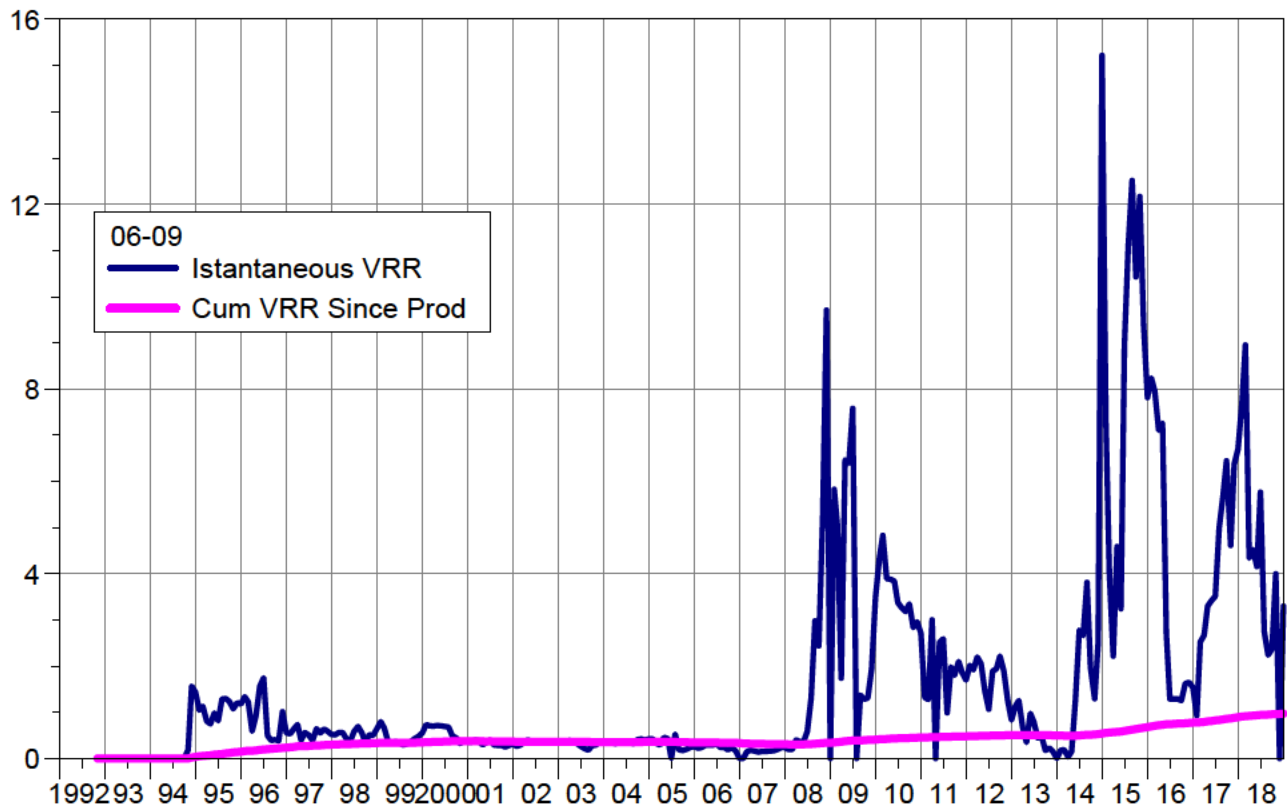
South Pierson Unit 1

Pattern: 06-09 Set: PIERSON UNIT 1

Cumulative Oil Prod : 289.00 Mbbl



Date

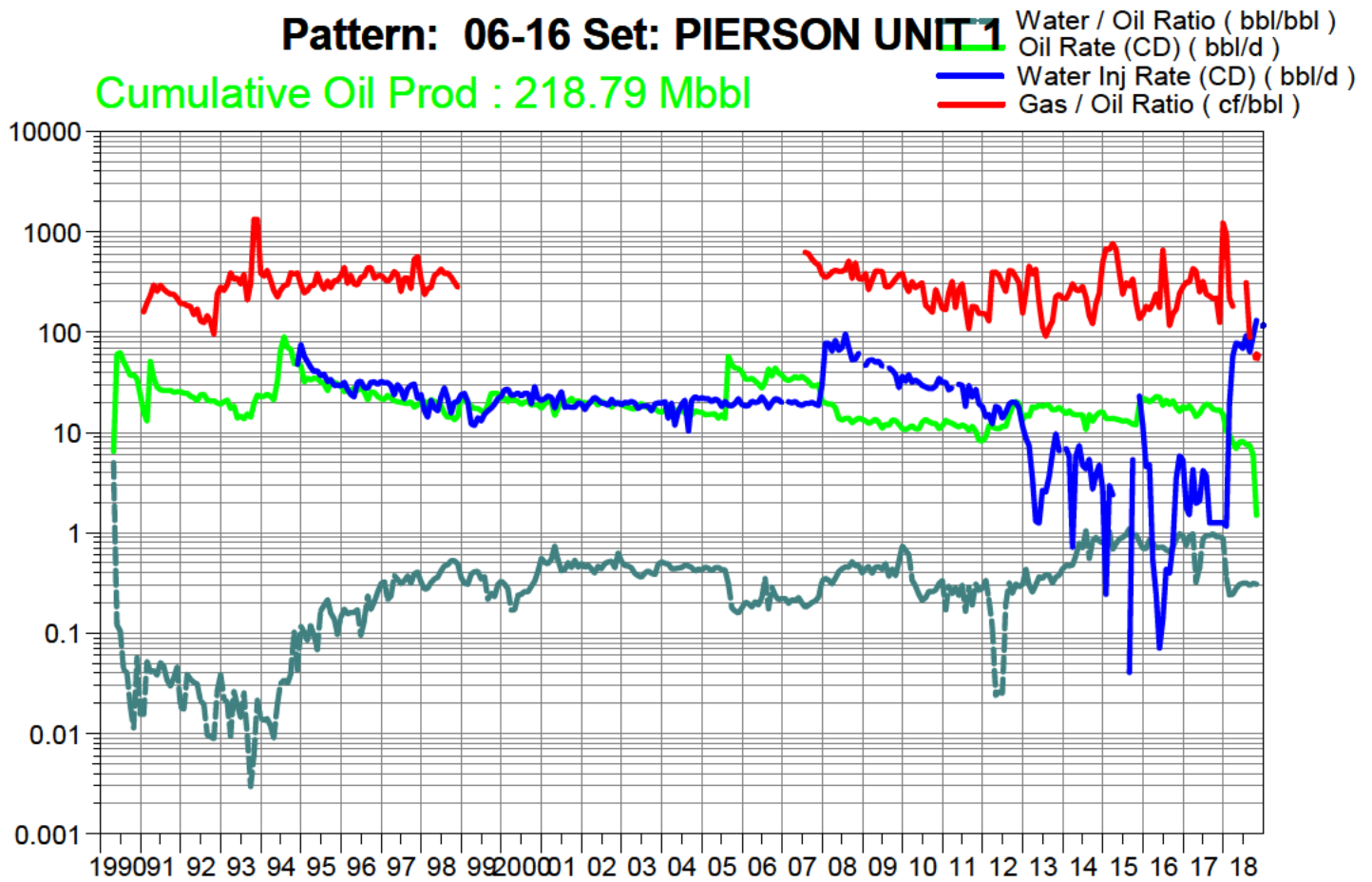


Date

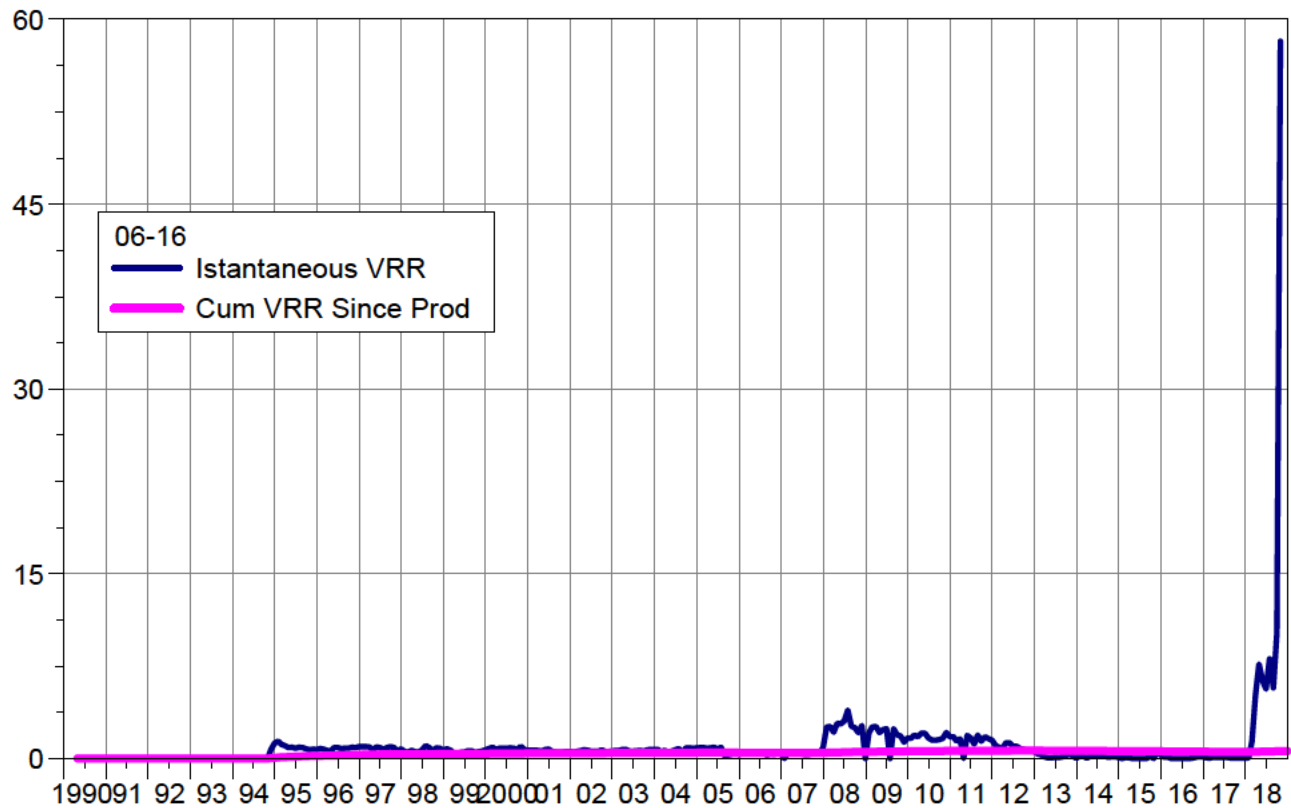
South Pierson Unit 1

Pattern: 06-16 Set: PIERSON UNIT 1

Cumulative Oil Prod : 218.79 Mbbl



Date

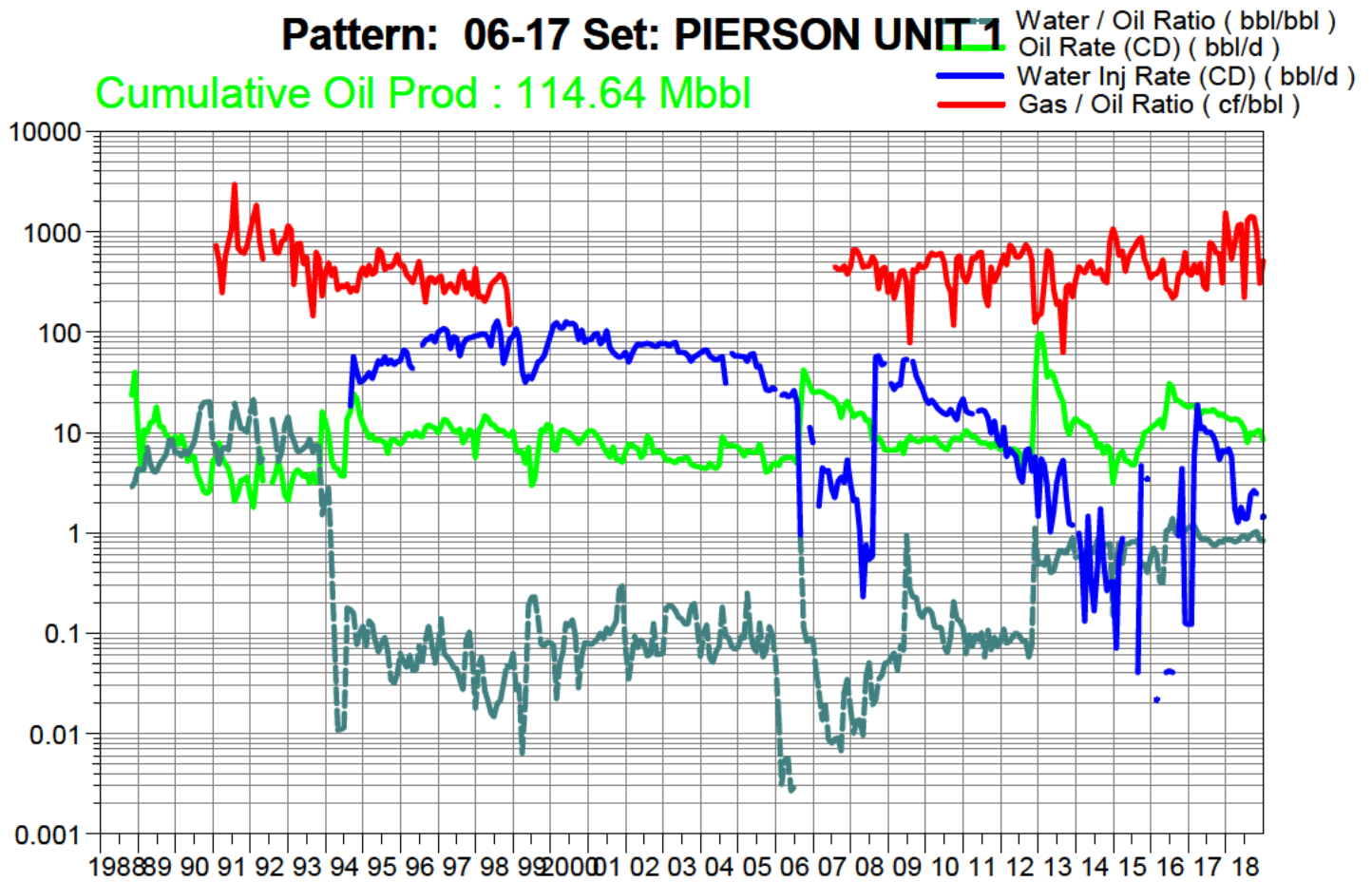


Date

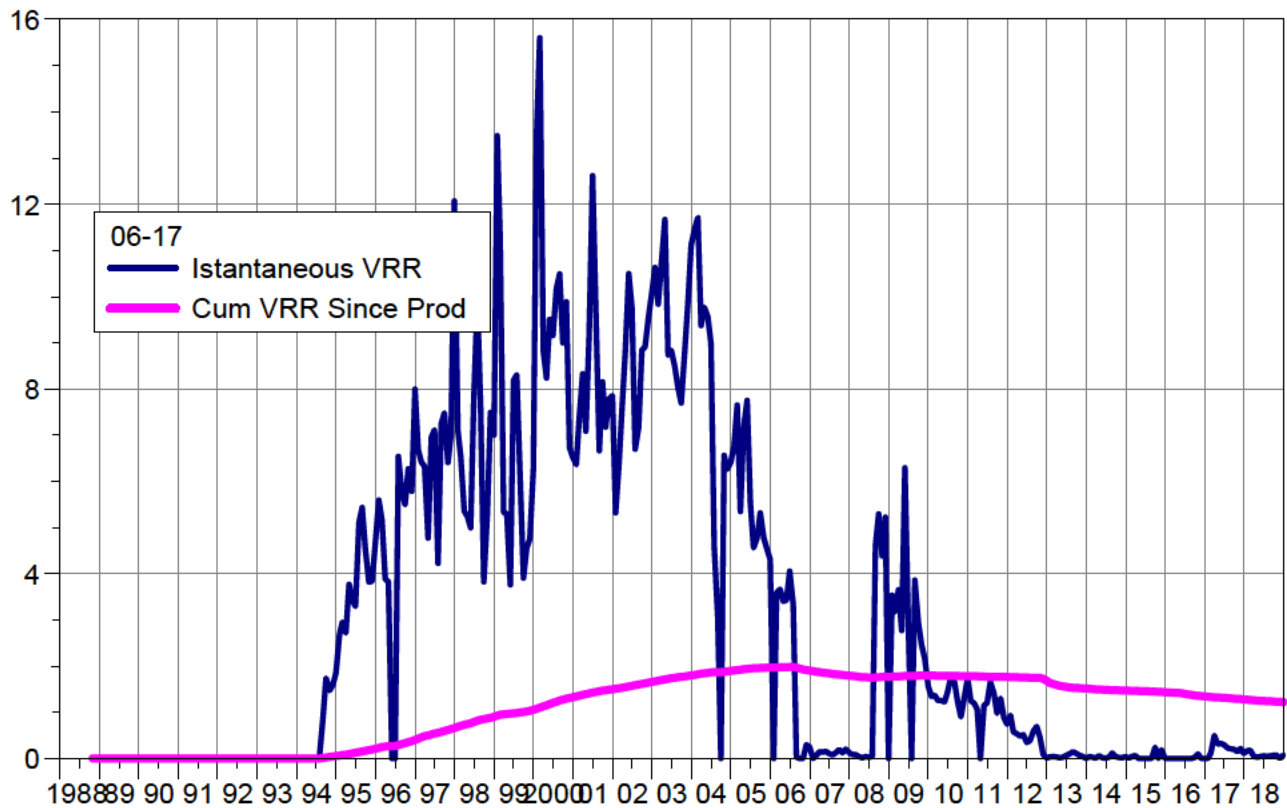
South Pierson Unit 1

Pattern: 06-17 Set: PIERSON UNIT 1

Cumulative Oil Prod : 114.64 Mbbl



Date

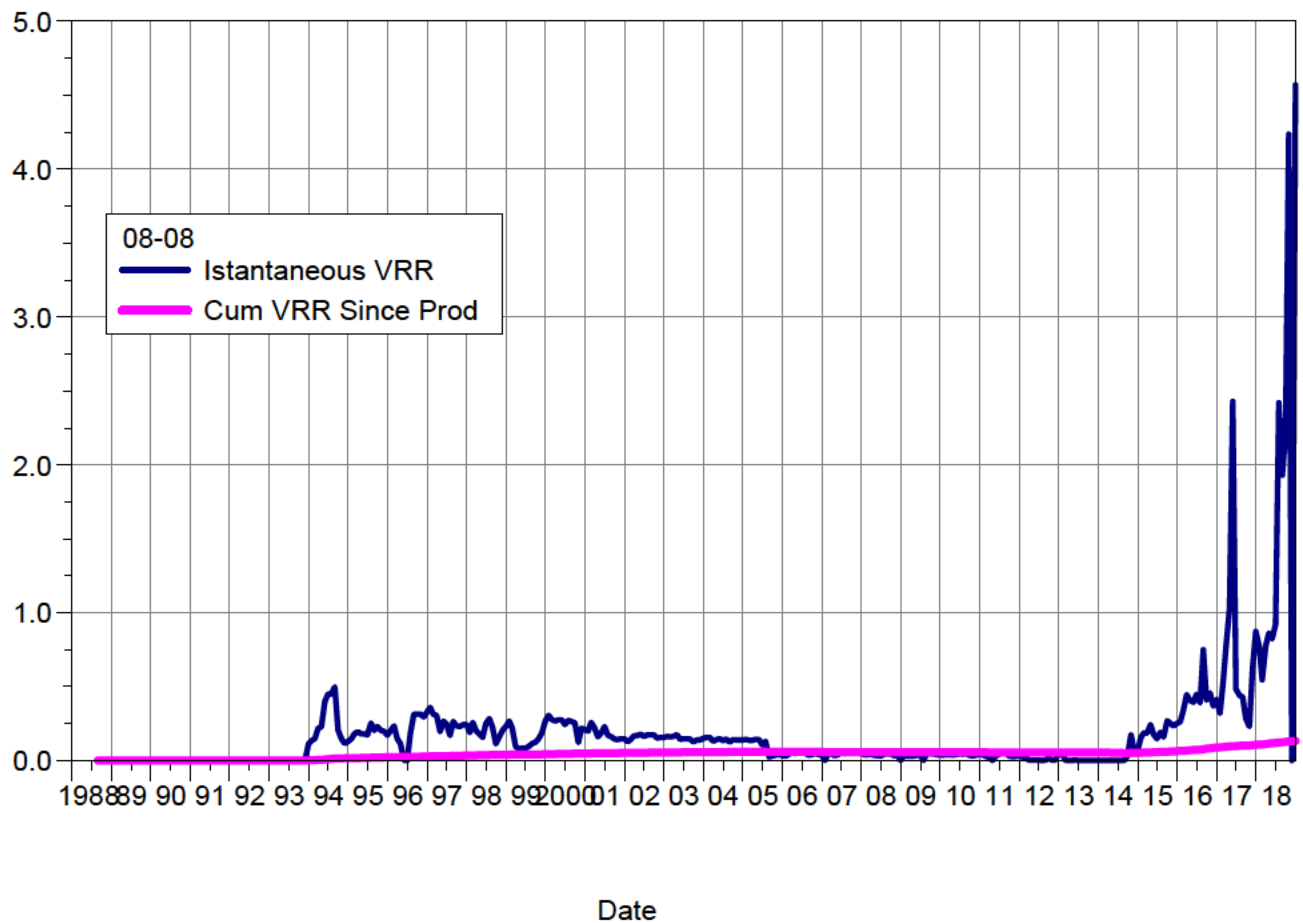
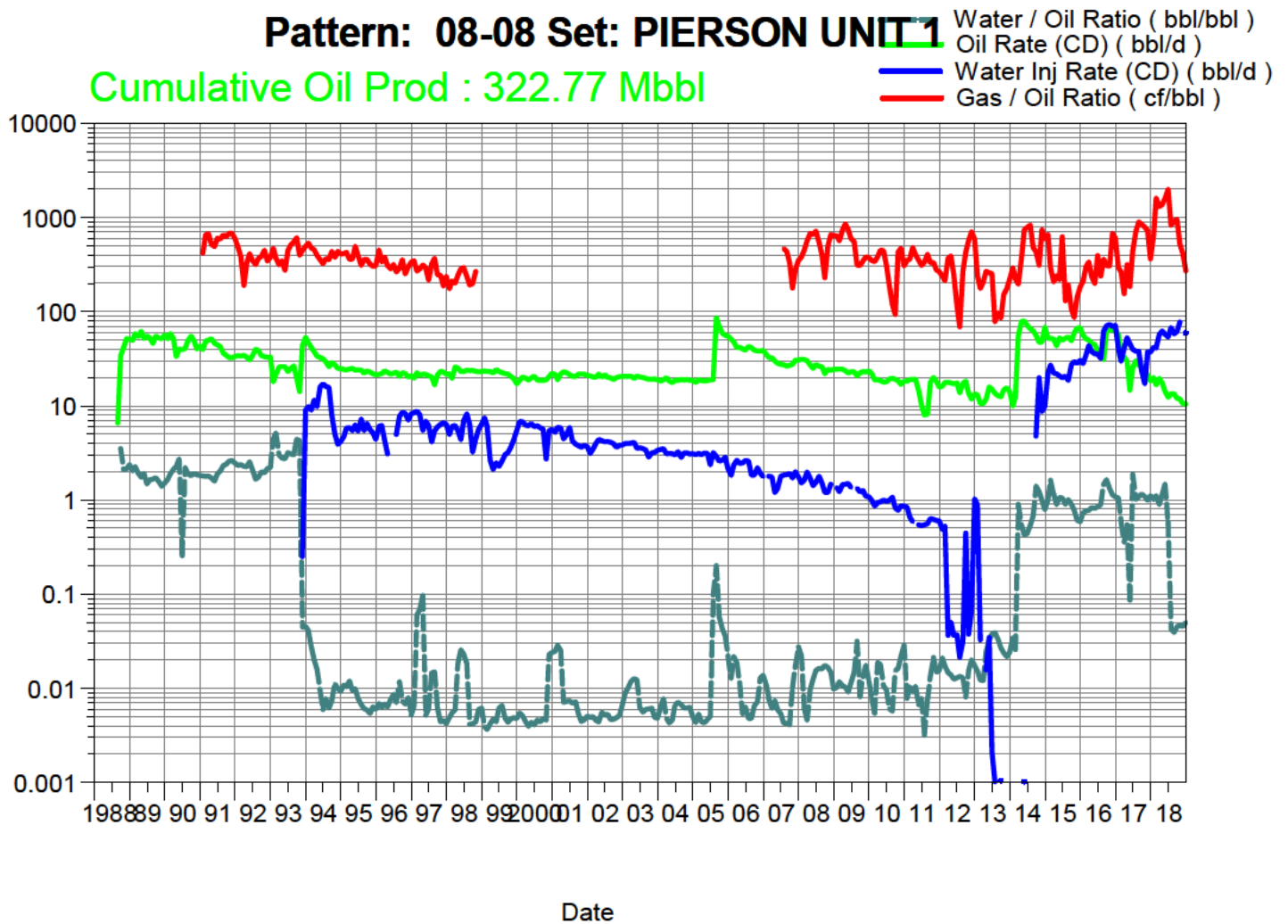


Date

South Pierson Unit 1

Pattern: 08-08 Set: PIERSON UNIT 1

Cumulative Oil Prod : 322.77 Mbbl

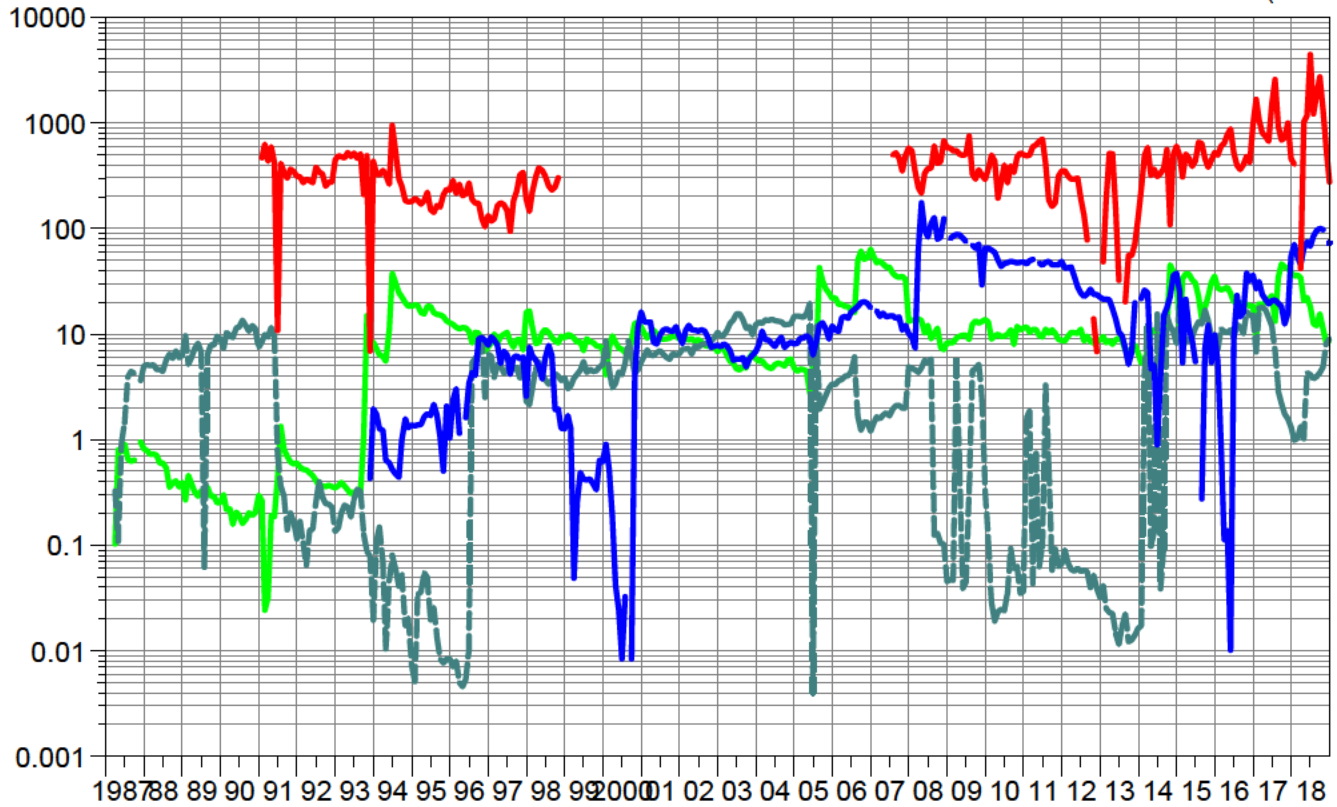


South Pierson Unit 1

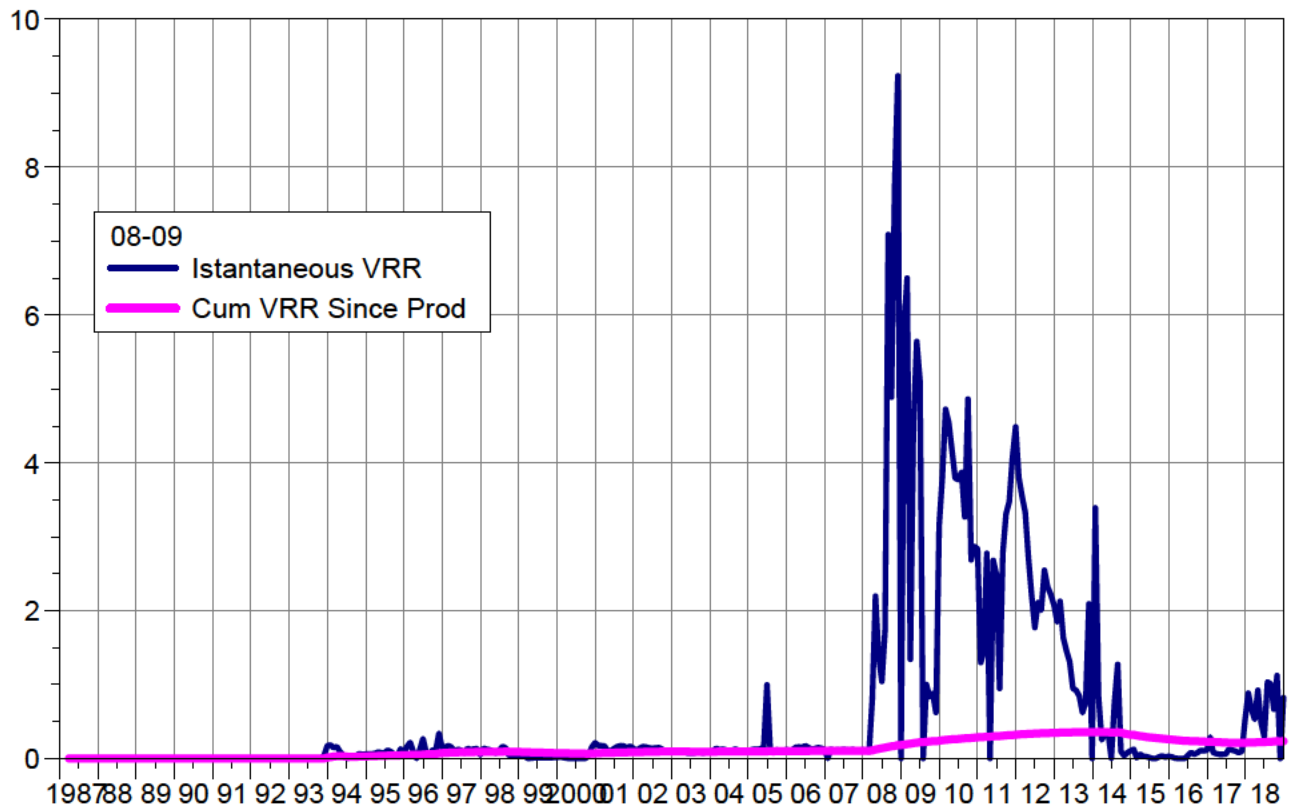
Pattern: 08-09 Set: PIERSON UNIT 1

Cumulative Oil Prod : 136.36 Mbbbl

Water / Oil Ratio (bbl/bbl)
Oil Rate (CD) (bbl/d)
Water Inj Rate (CD) (bbl/d)
Gas / Oil Ratio (cf/bbl)



Date

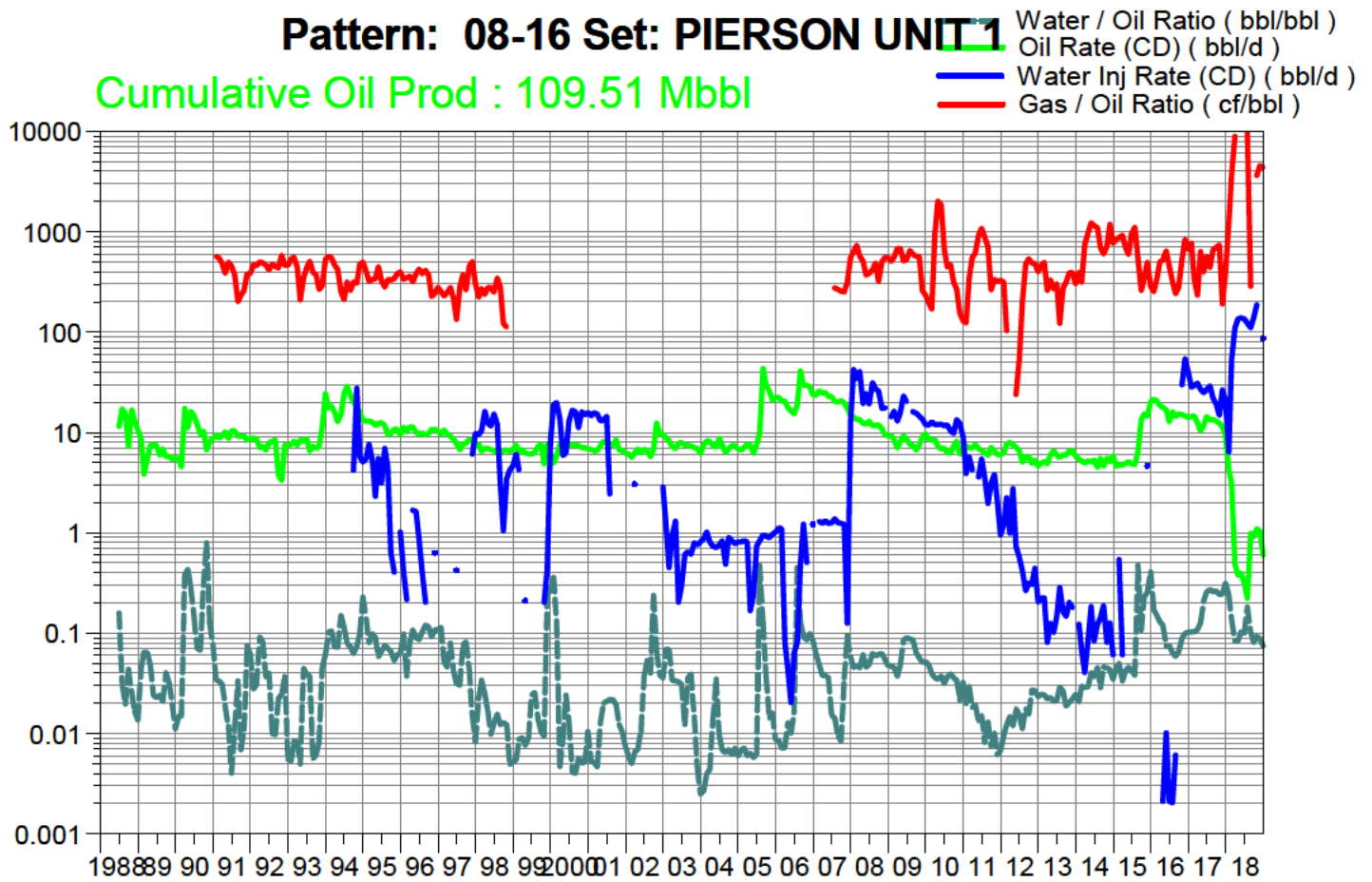


Date

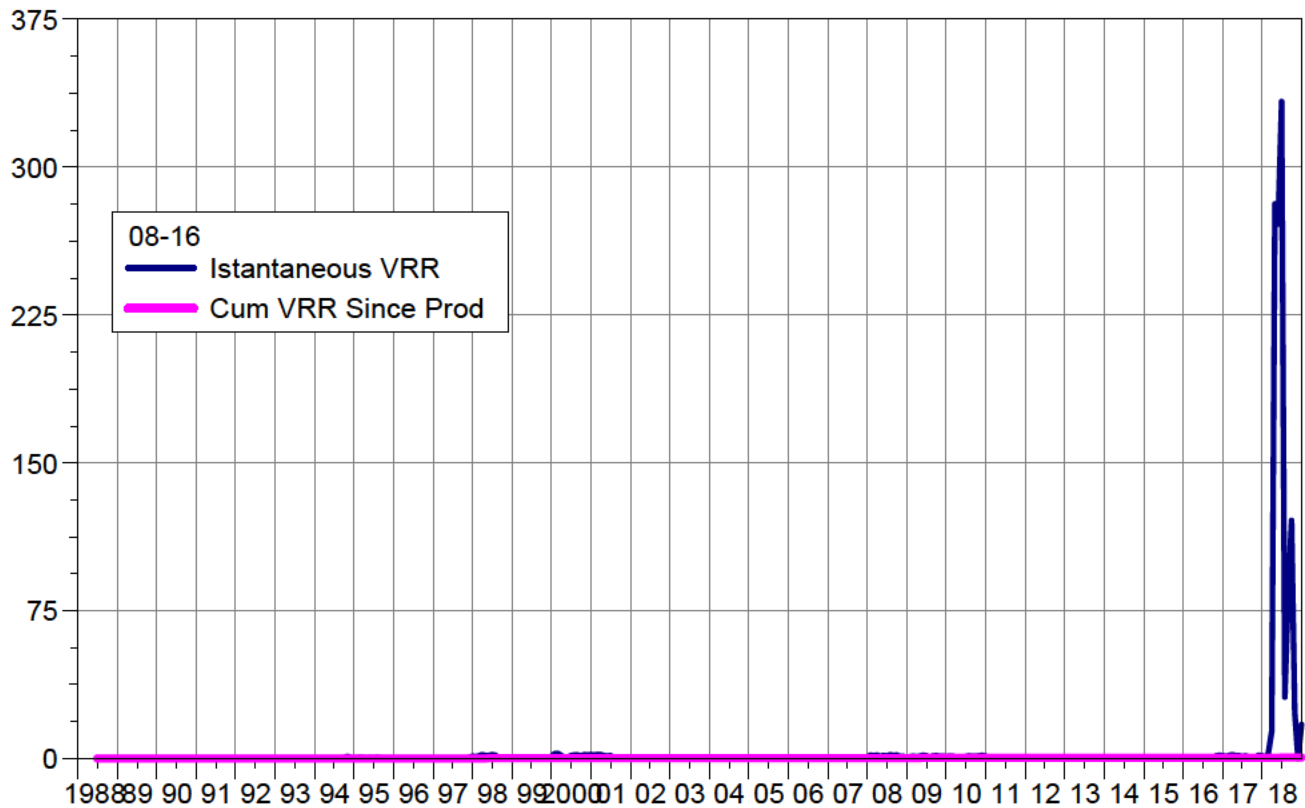
South Pierson Unit 1

Pattern: 08-16 Set: PIERSON UNIT 1

Cumulative Oil Prod : 109.51 Mbbbl



Date



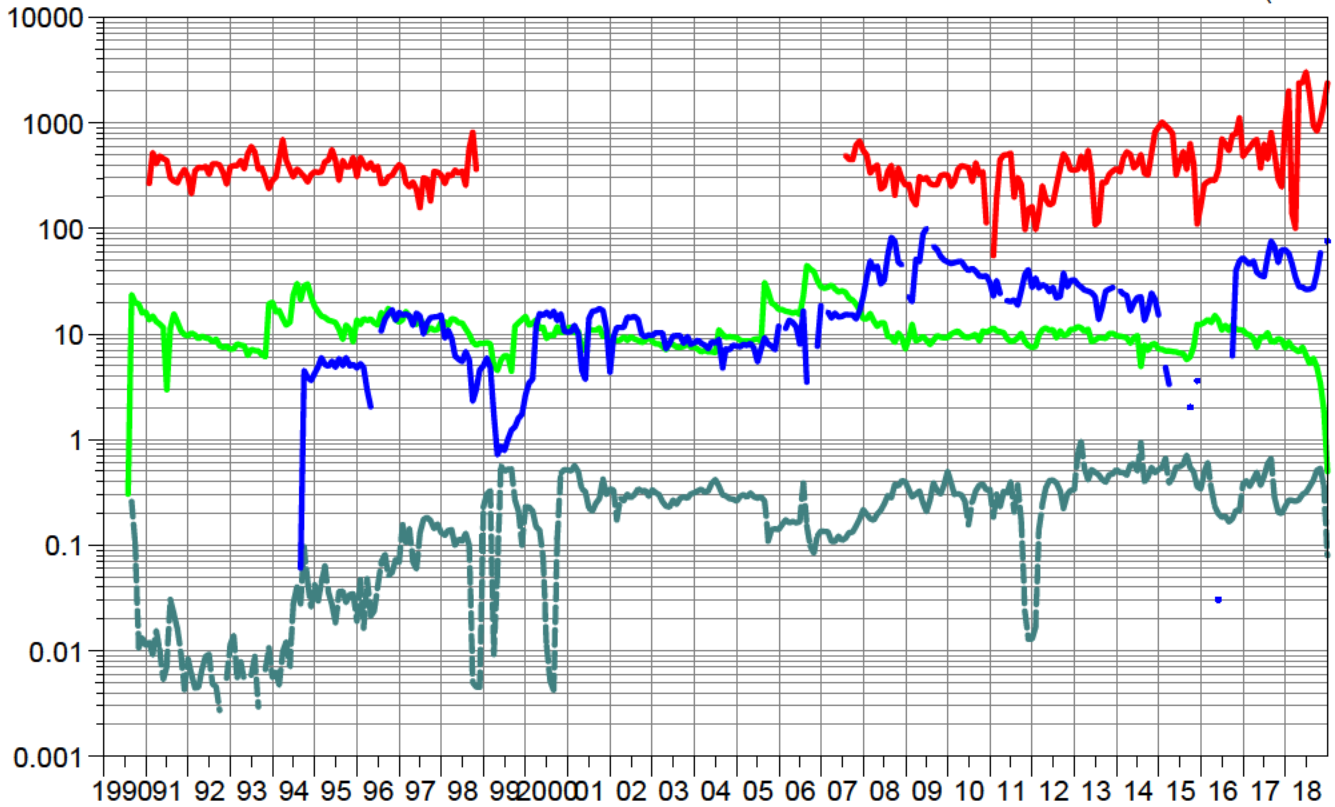
Date

South Pierson Unit 1

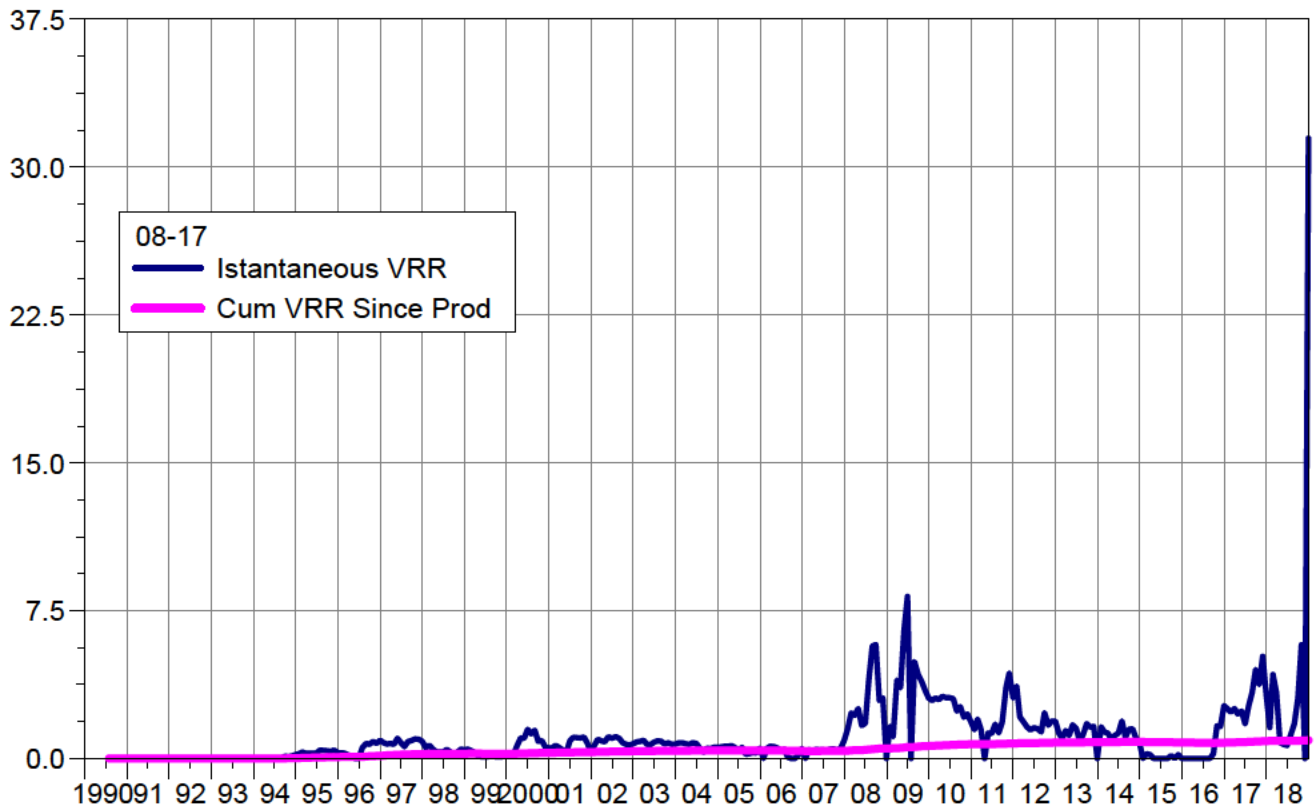
Pattern: 08-17 Set: PIERSON UNIT 1

Cumulative Oil Prod : 119.53 Mbbl

Water / Oil Ratio (bbl/bbl)
Oil Rate (CD) (bbl/d)
Water Inj Rate (CD) (bbl/d)
Gas / Oil Ratio (cf/bbl)



Date

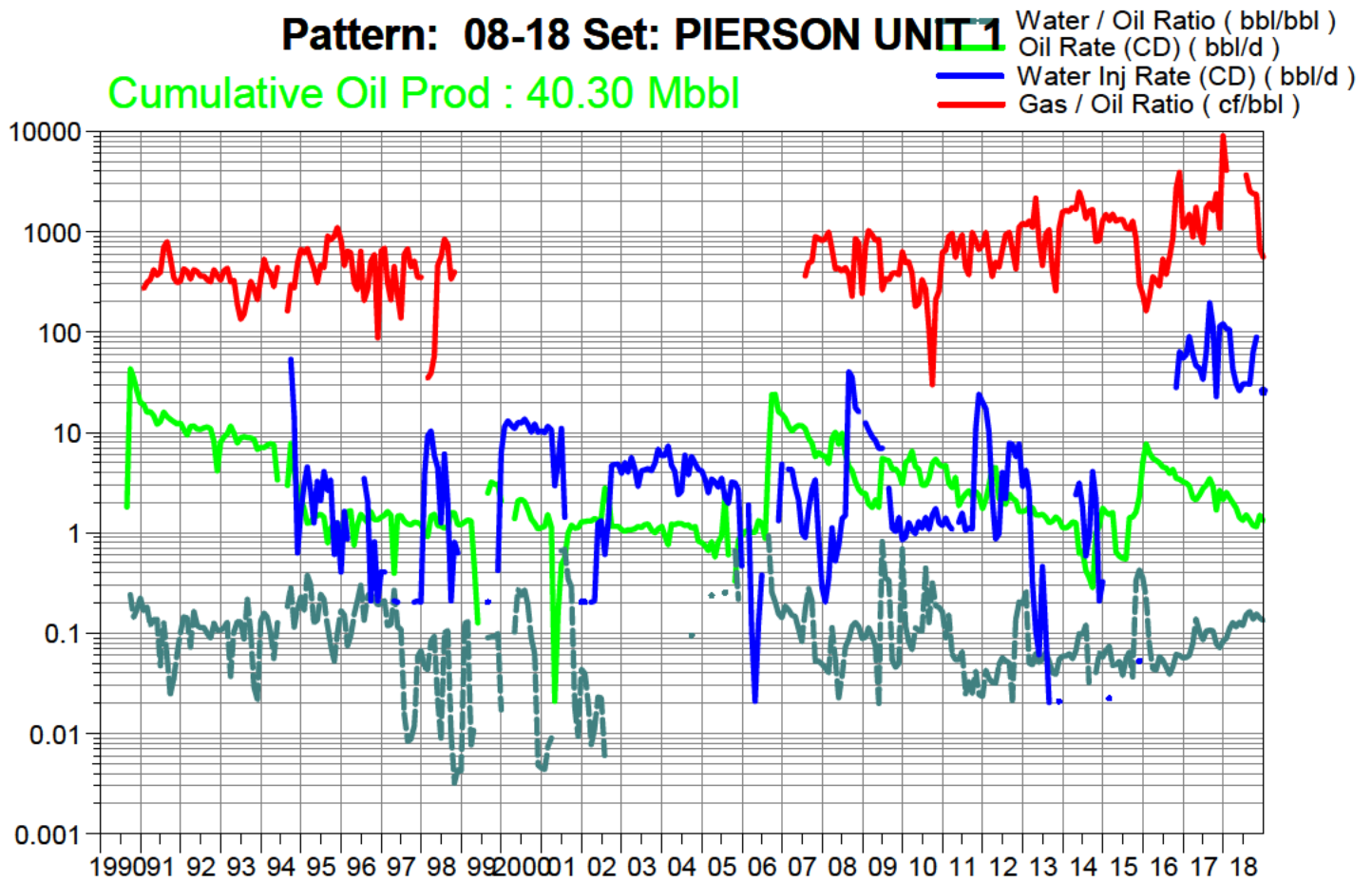


Date

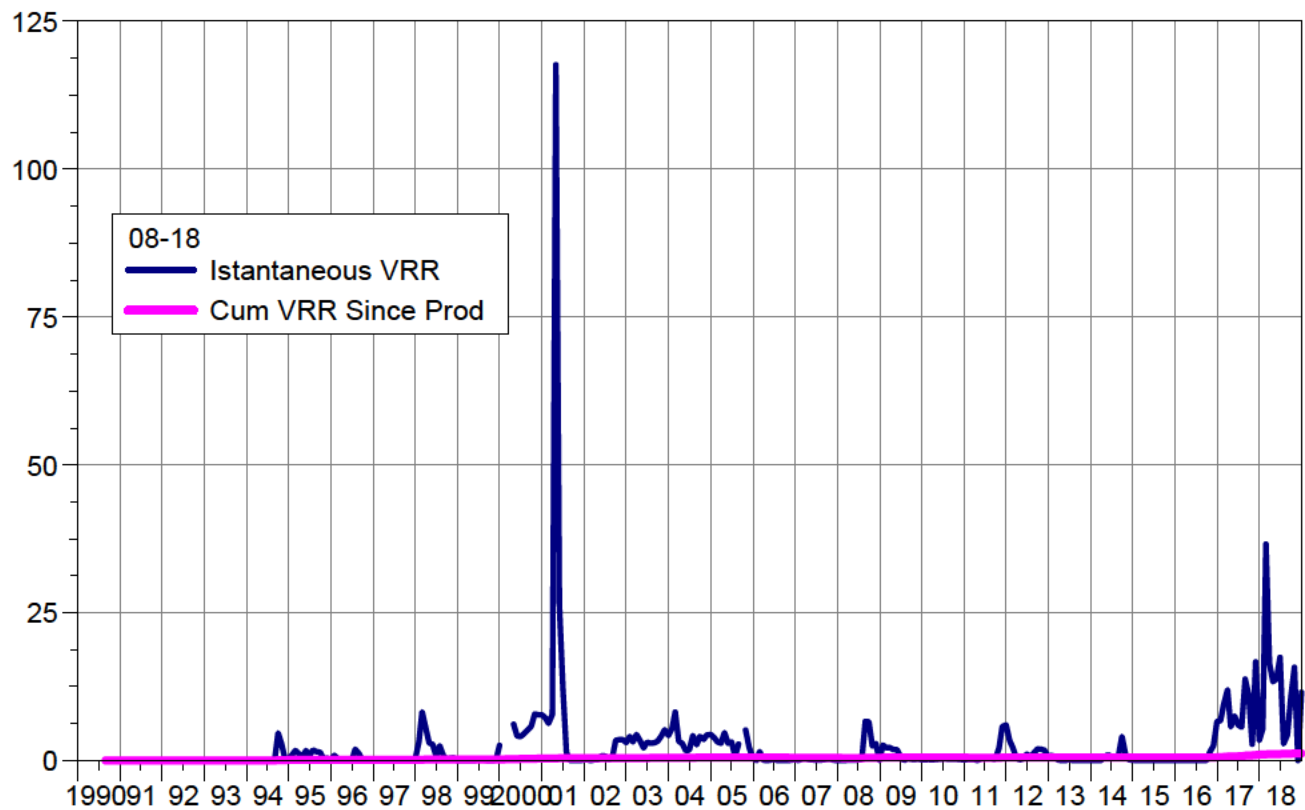
South Pierson Unit 1

Pattern: 08-18 Set: PIERSON UNIT 1

Cumulative Oil Prod : 40.30 Mbbbl



Date

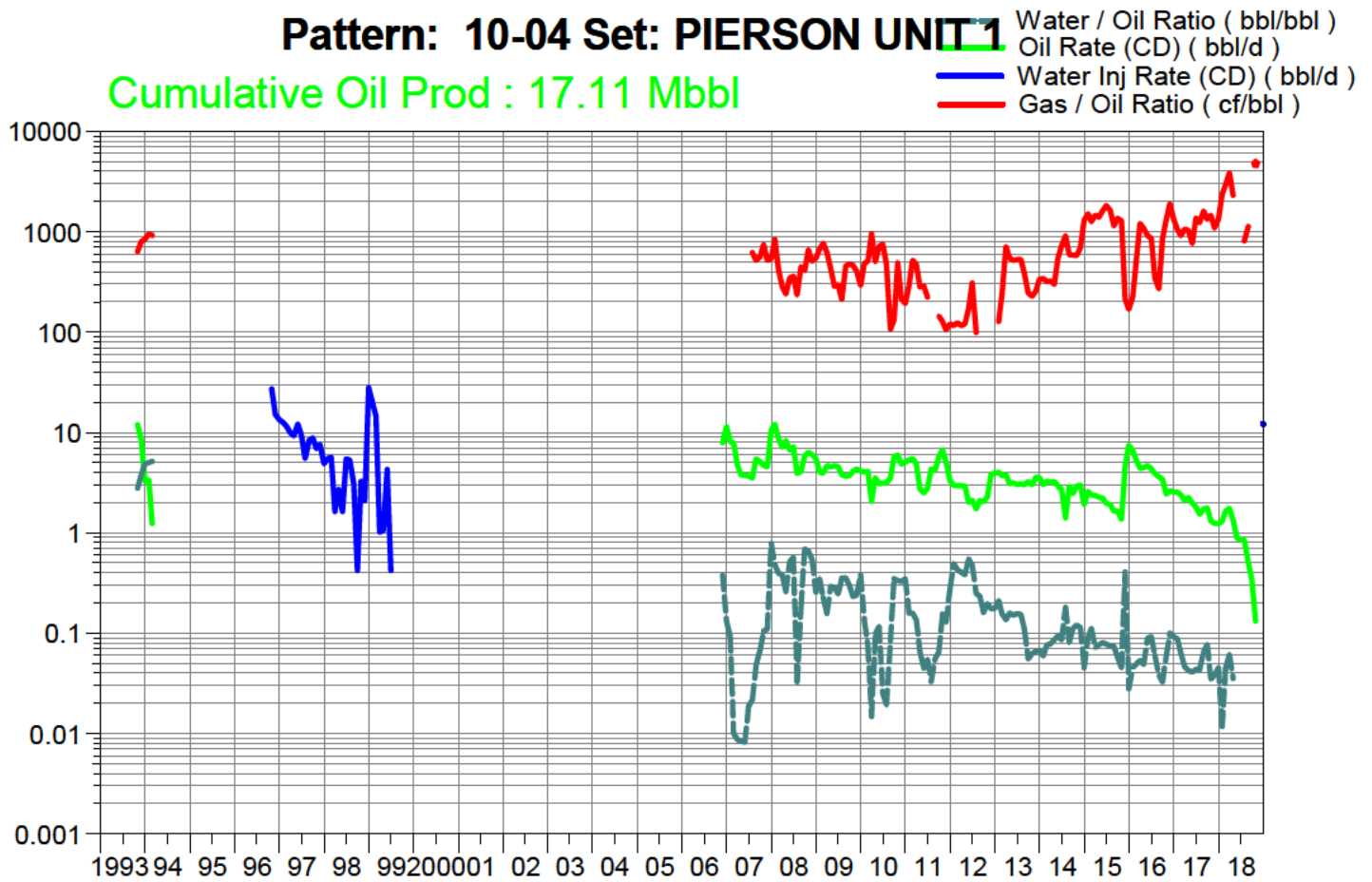


Date

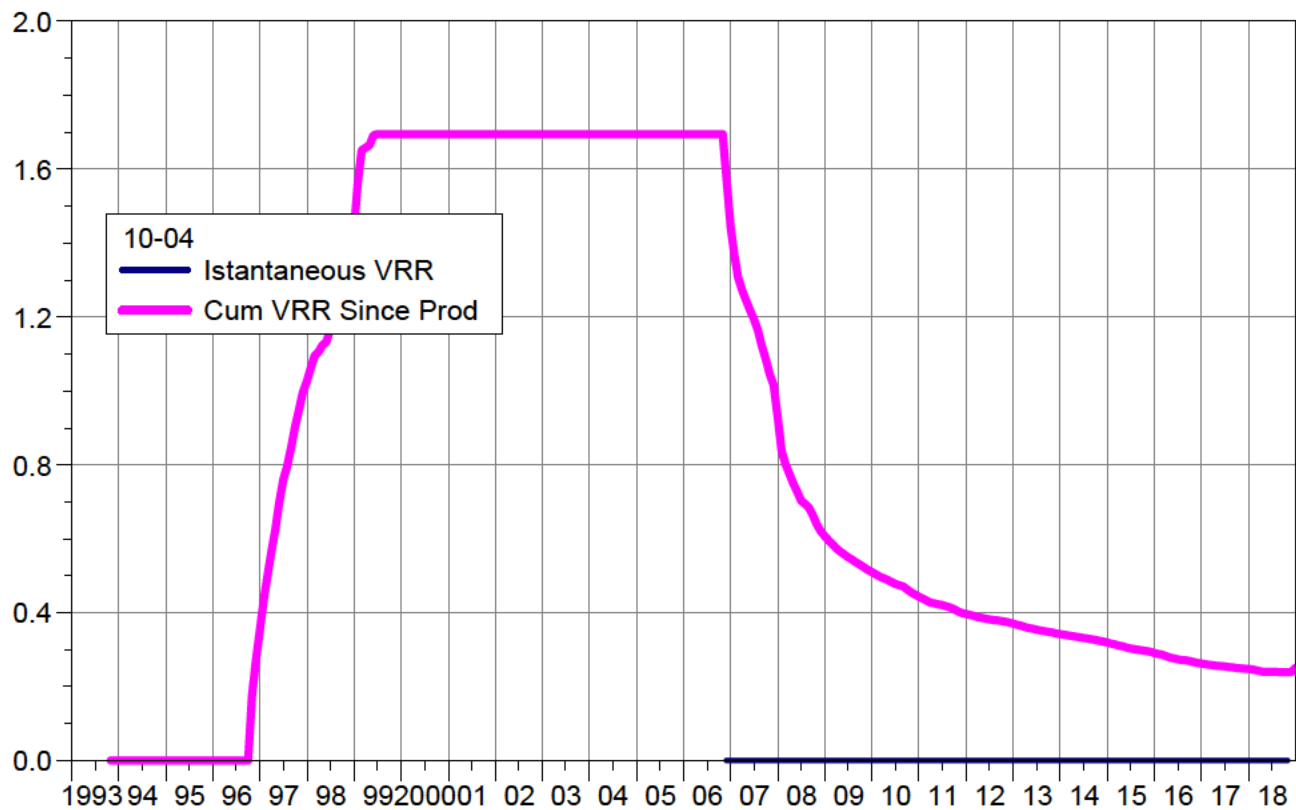
South Pierson Unit 1

Pattern: 10-04 Set: PIERSON UNIT 1

Cumulative Oil Prod : 17.11 Mbbbl



Date

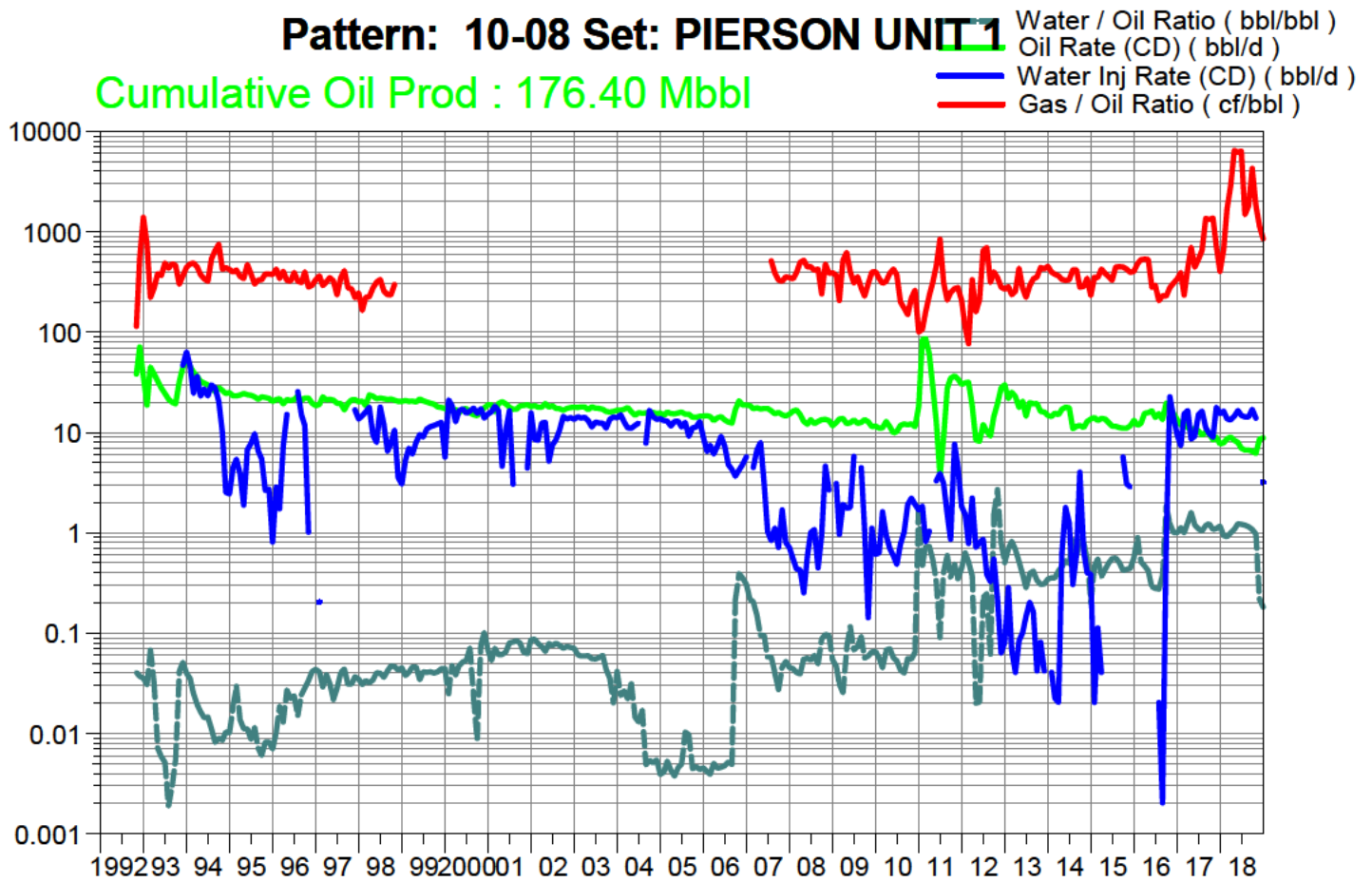


Date

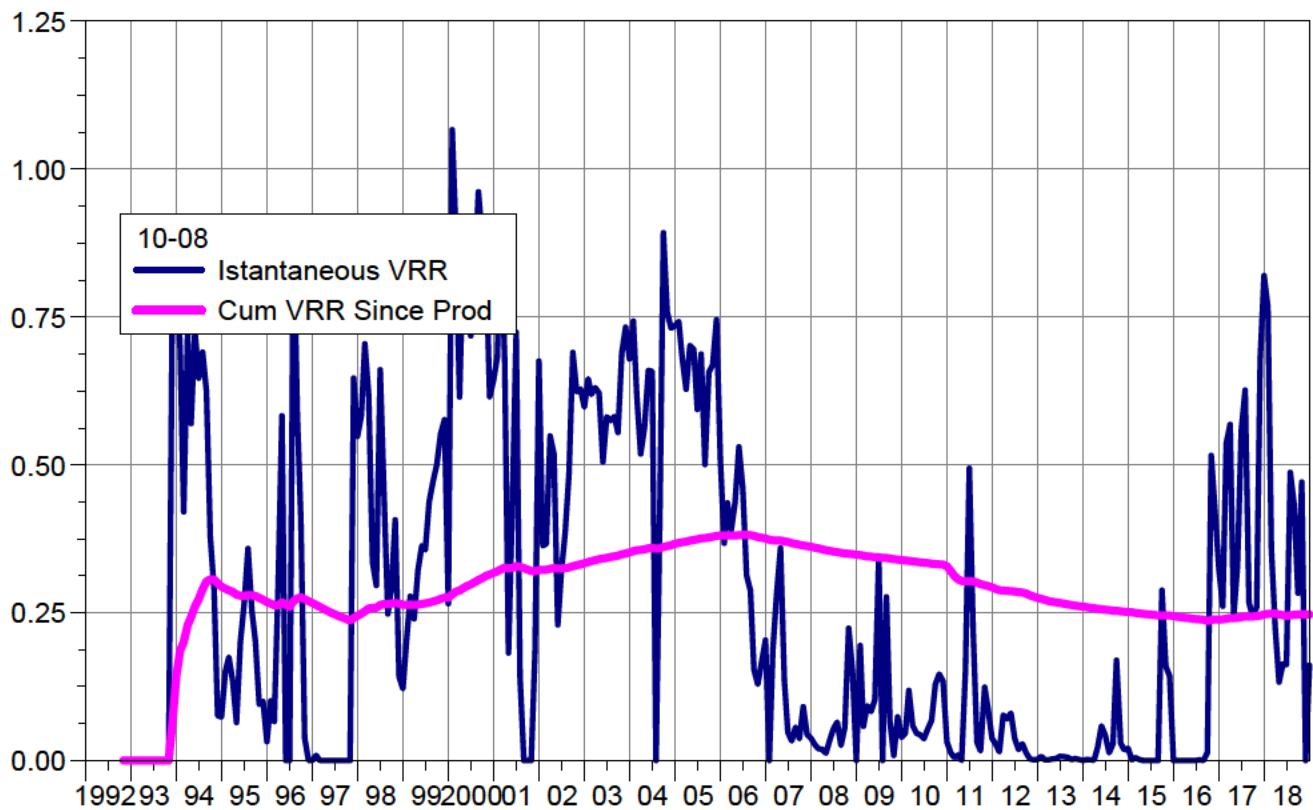
South Pierson Unit 1

Pattern: 10-08 Set: PIERSON UNIT 1

Cumulative Oil Prod : 176.40 Mbbl



Date

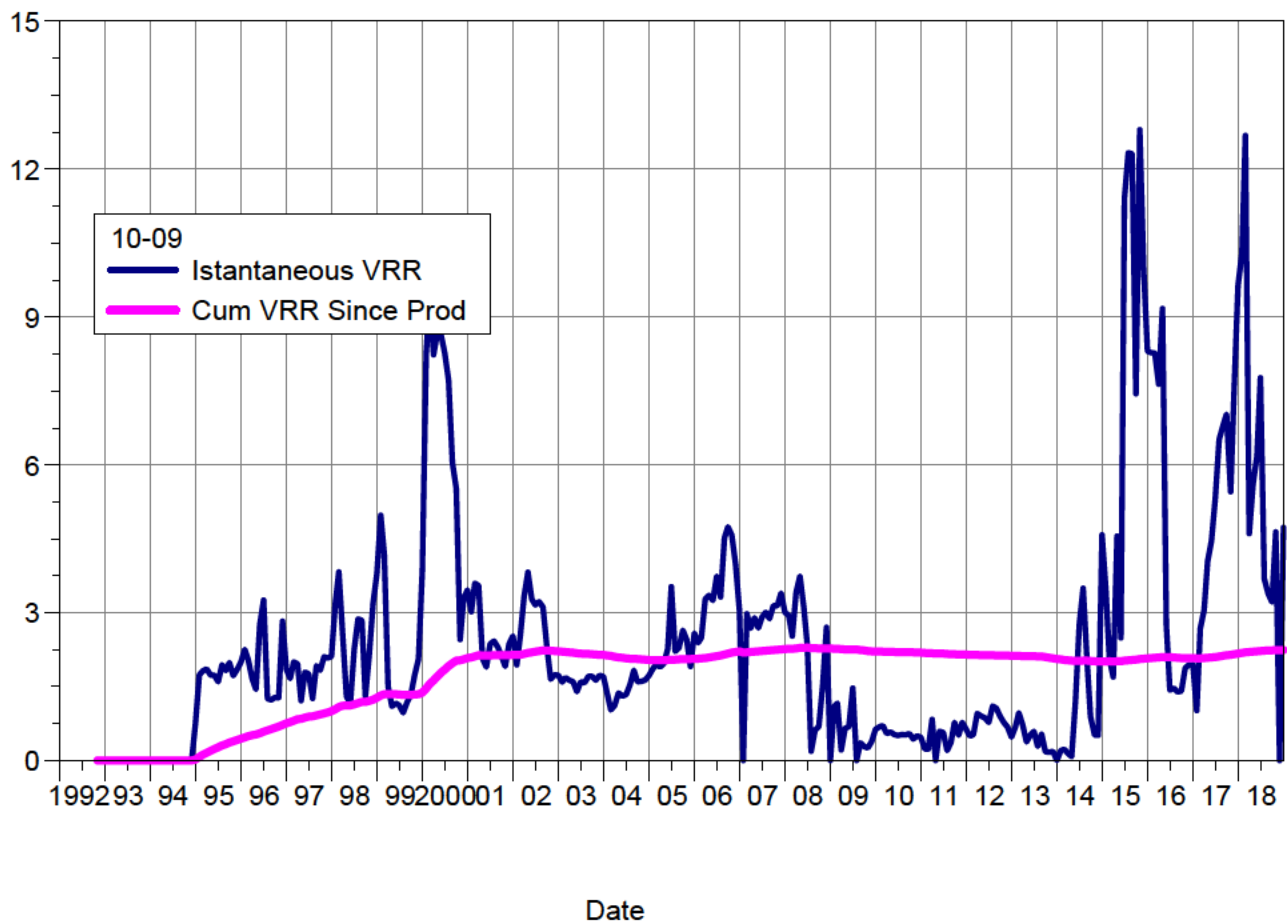
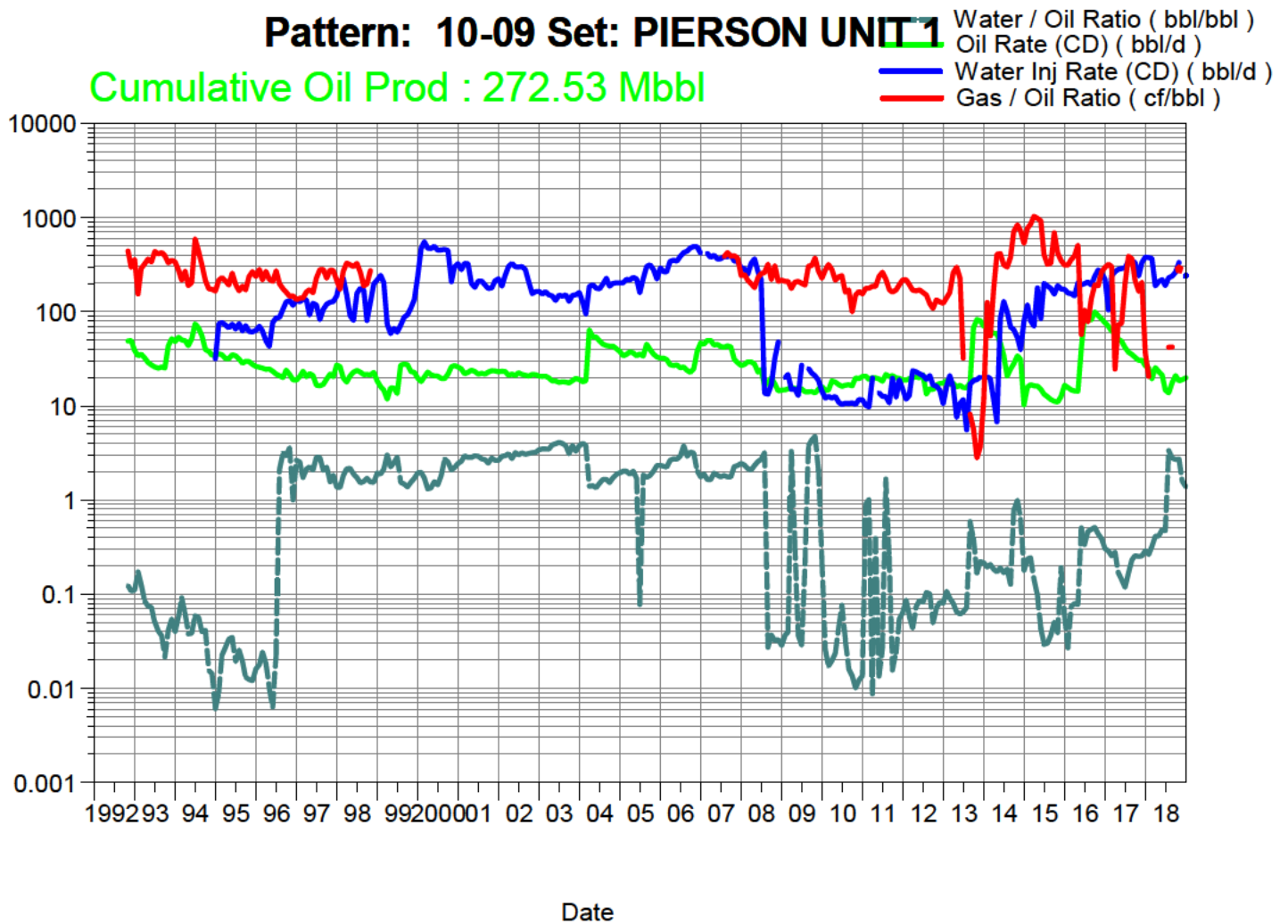


Date

South Pierson Unit 1

Pattern: 10-09 Set: PIERSON UNIT 1

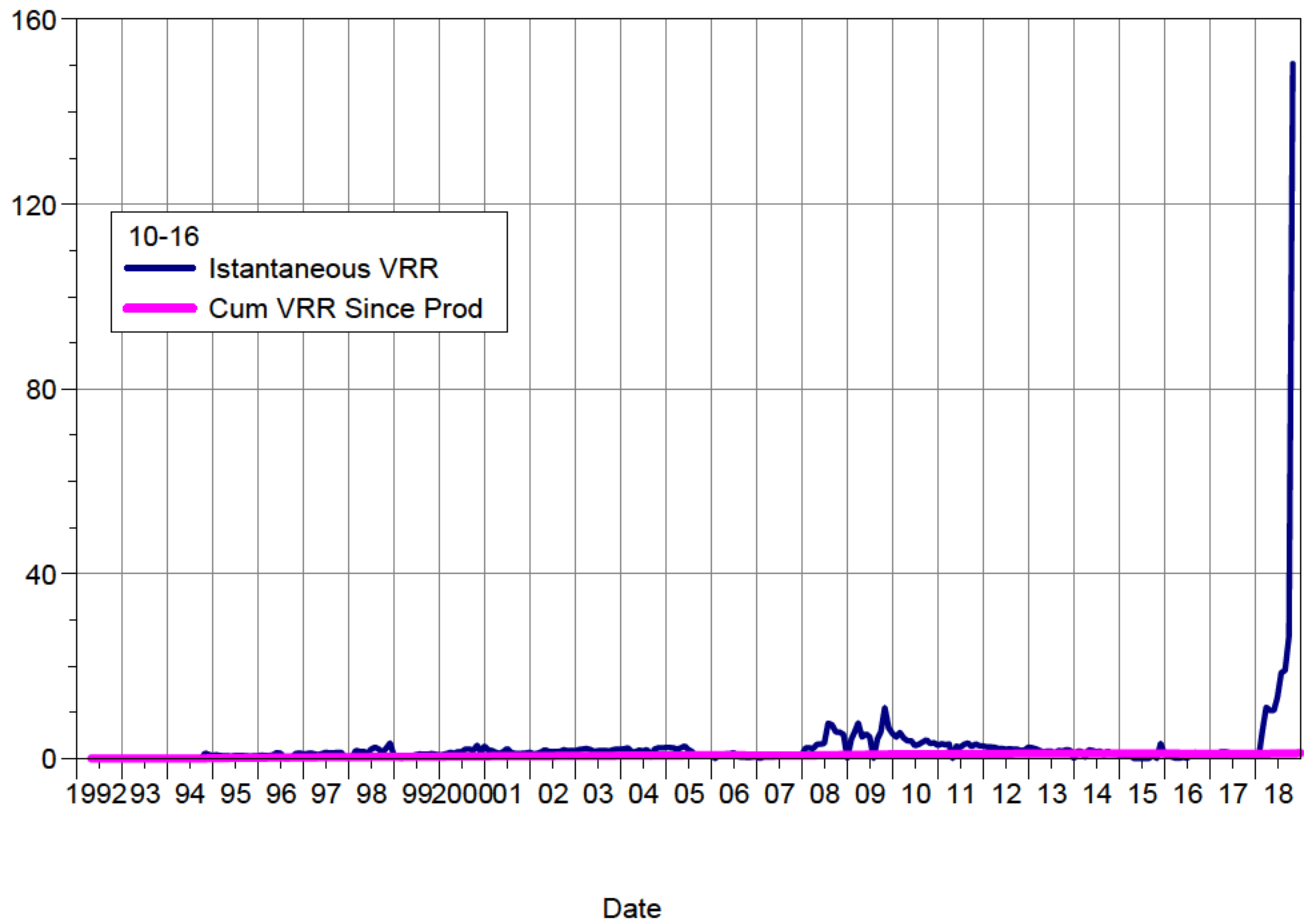
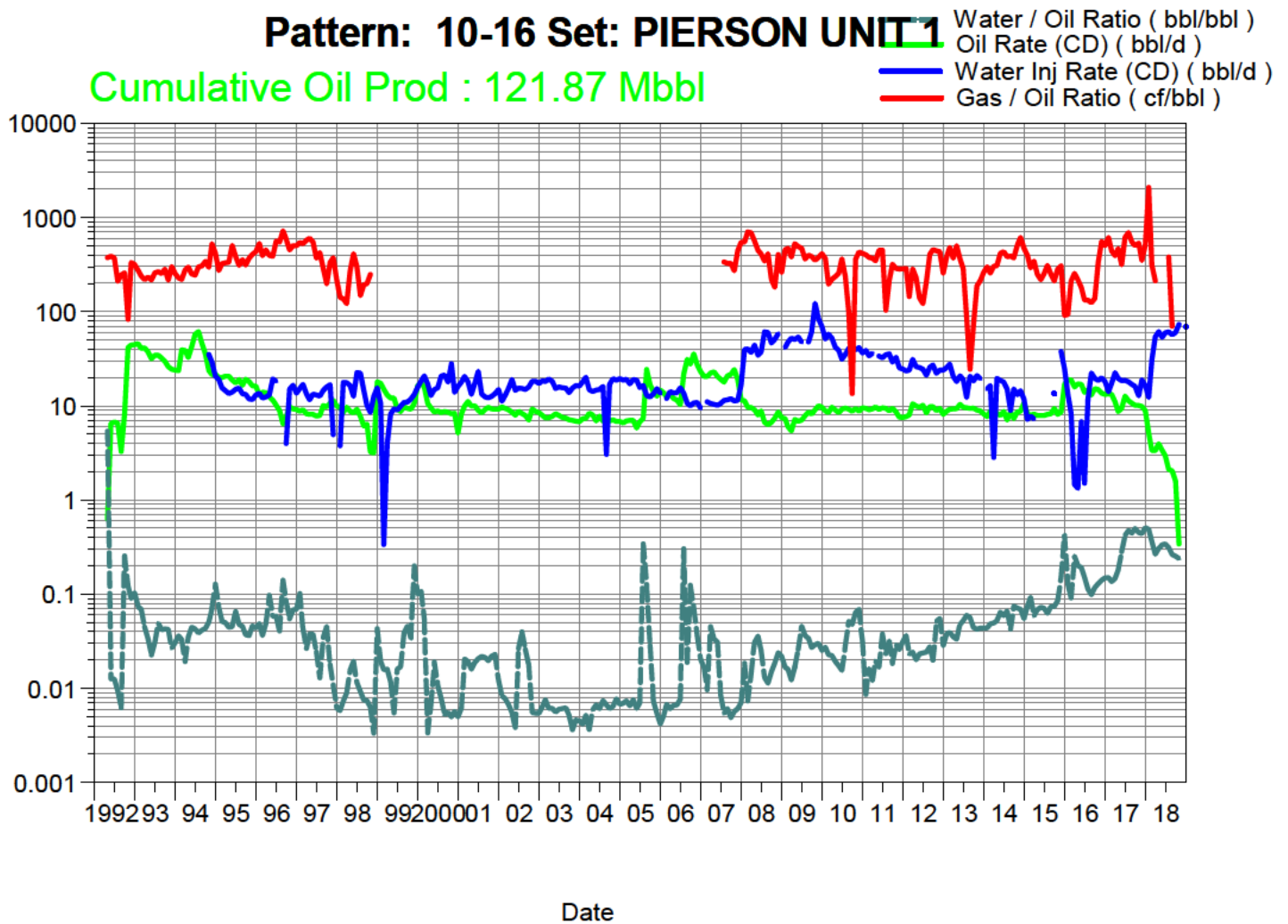
Cumulative Oil Prod : 272.53 Mbbl



South Pierson Unit 1

Pattern: 10-16 Set: PIERSON UNIT 1

Cumulative Oil Prod : 121.87 Mbbl

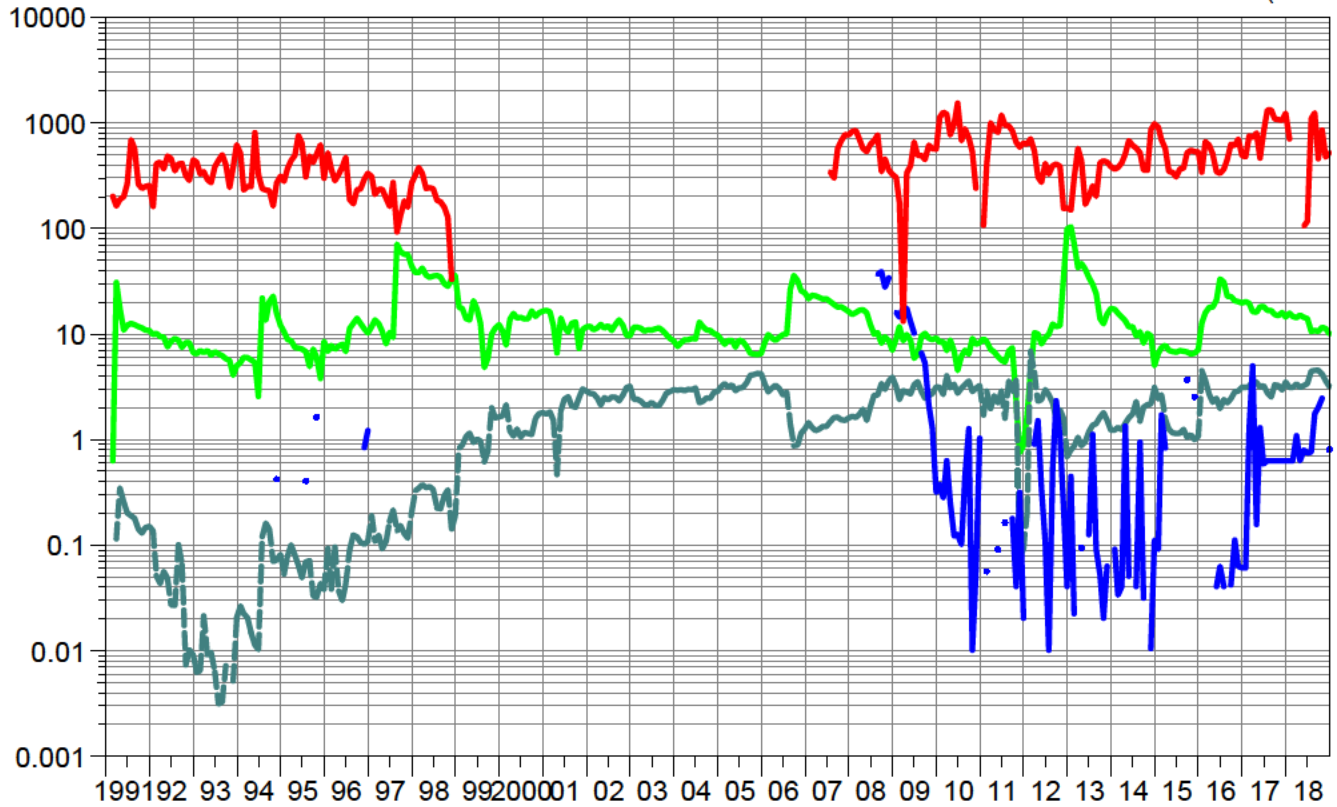


South Pierson Unit 1

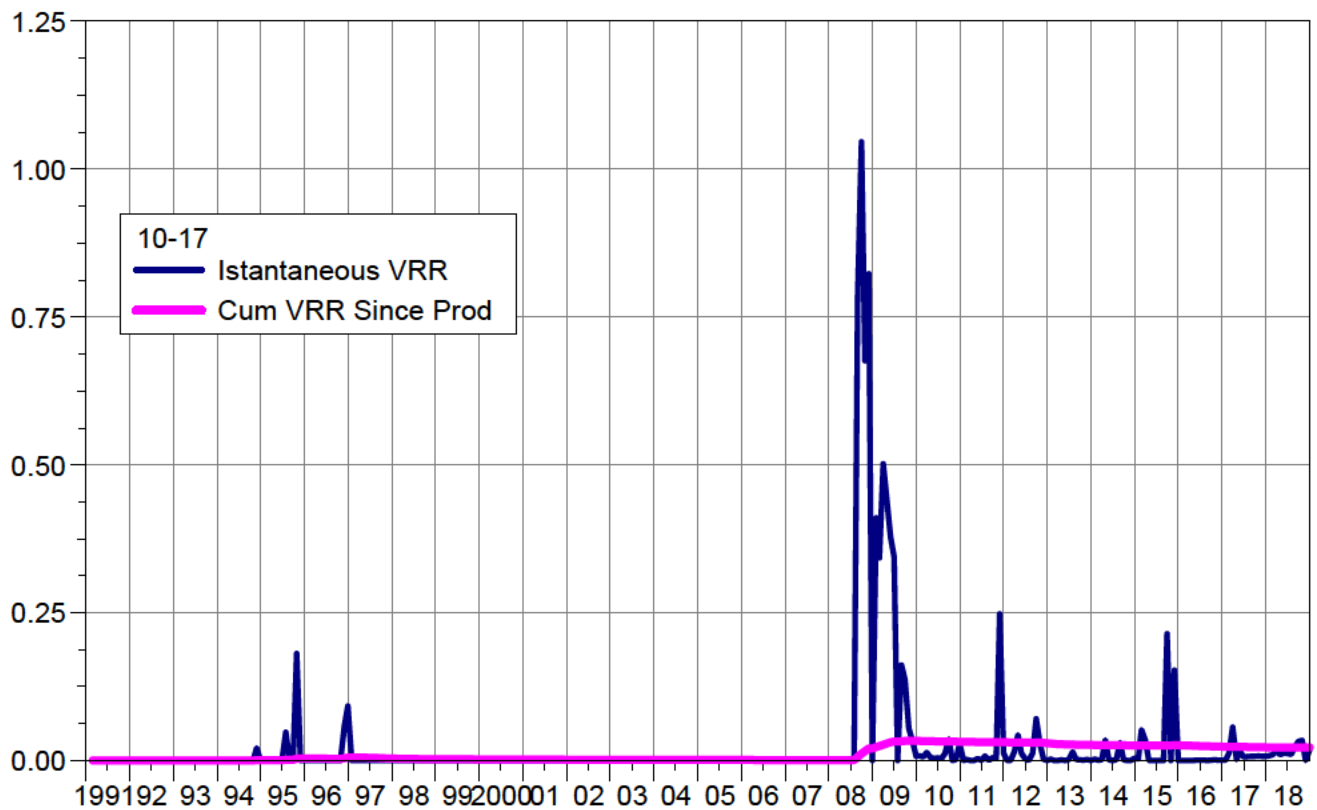
Pattern: 10-17 Set: PIERSON UNIT 1

Cumulative Oil Prod : 144.54 Mbbl

Water / Oil Ratio (bbl/bbl)
Oil Rate (CD) (bbl/d)
Water Inj Rate (CD) (bbl/d)
Gas / Oil Ratio (cf/bbl)



Date

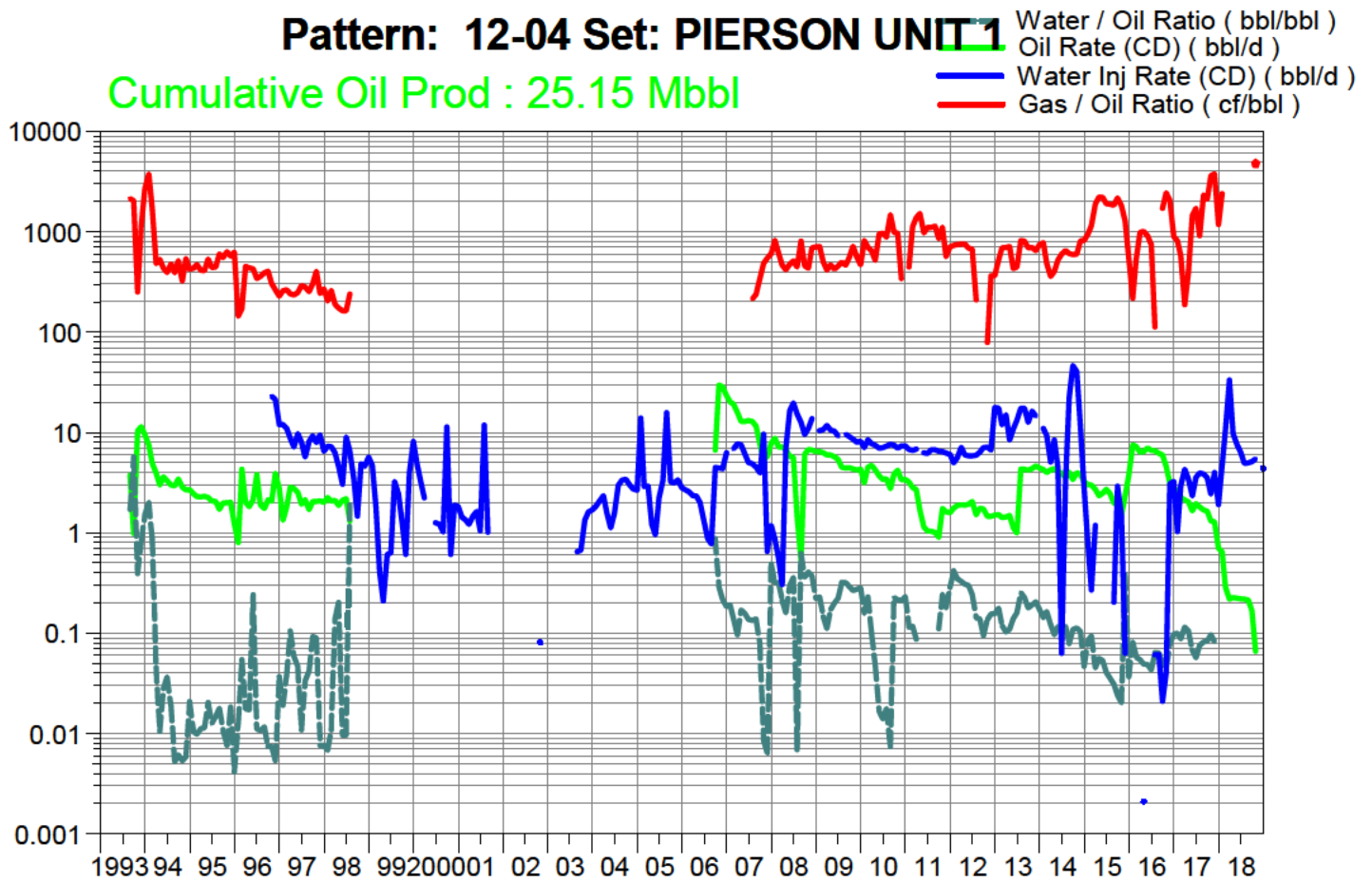


Date

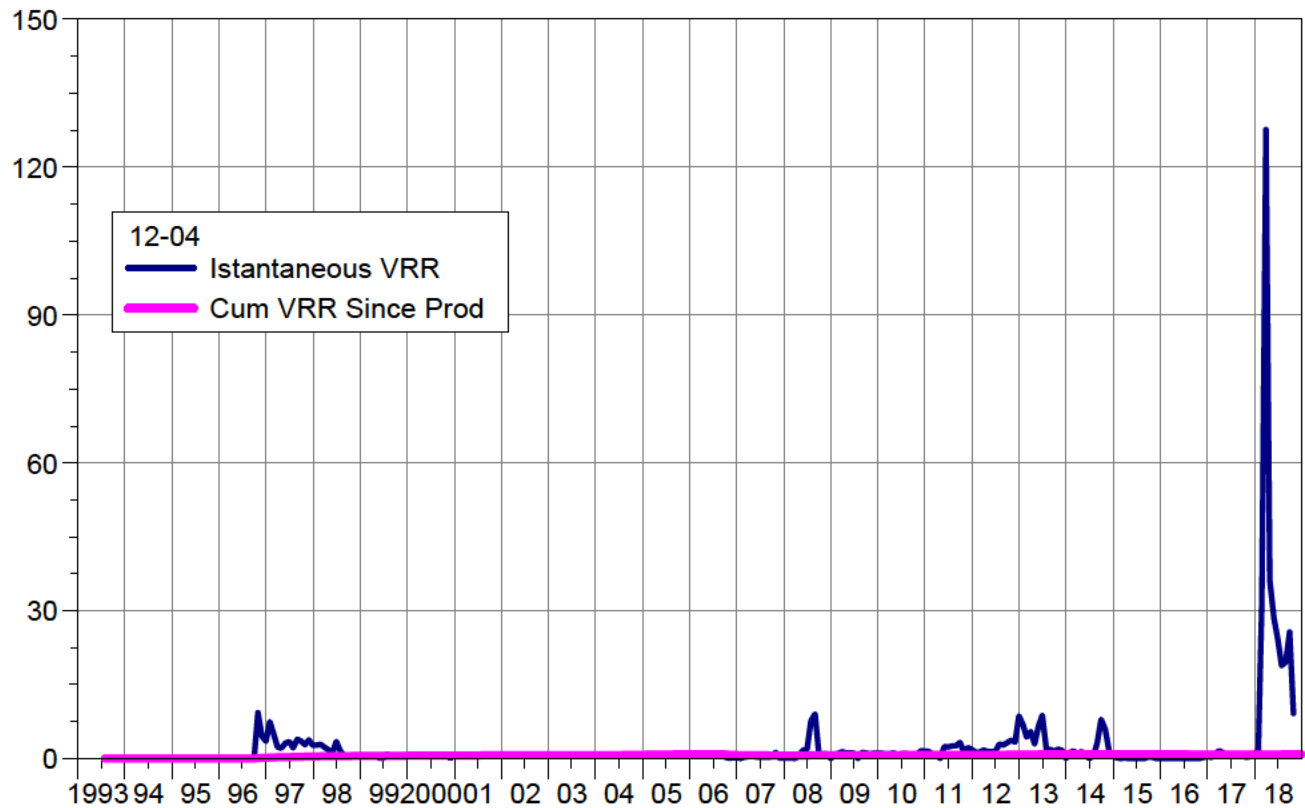
South Pierson Unit 1

Pattern: 12-04 Set: PIERSON UNIT 1

Cumulative Oil Prod : 25.15 Mbbbl



Date

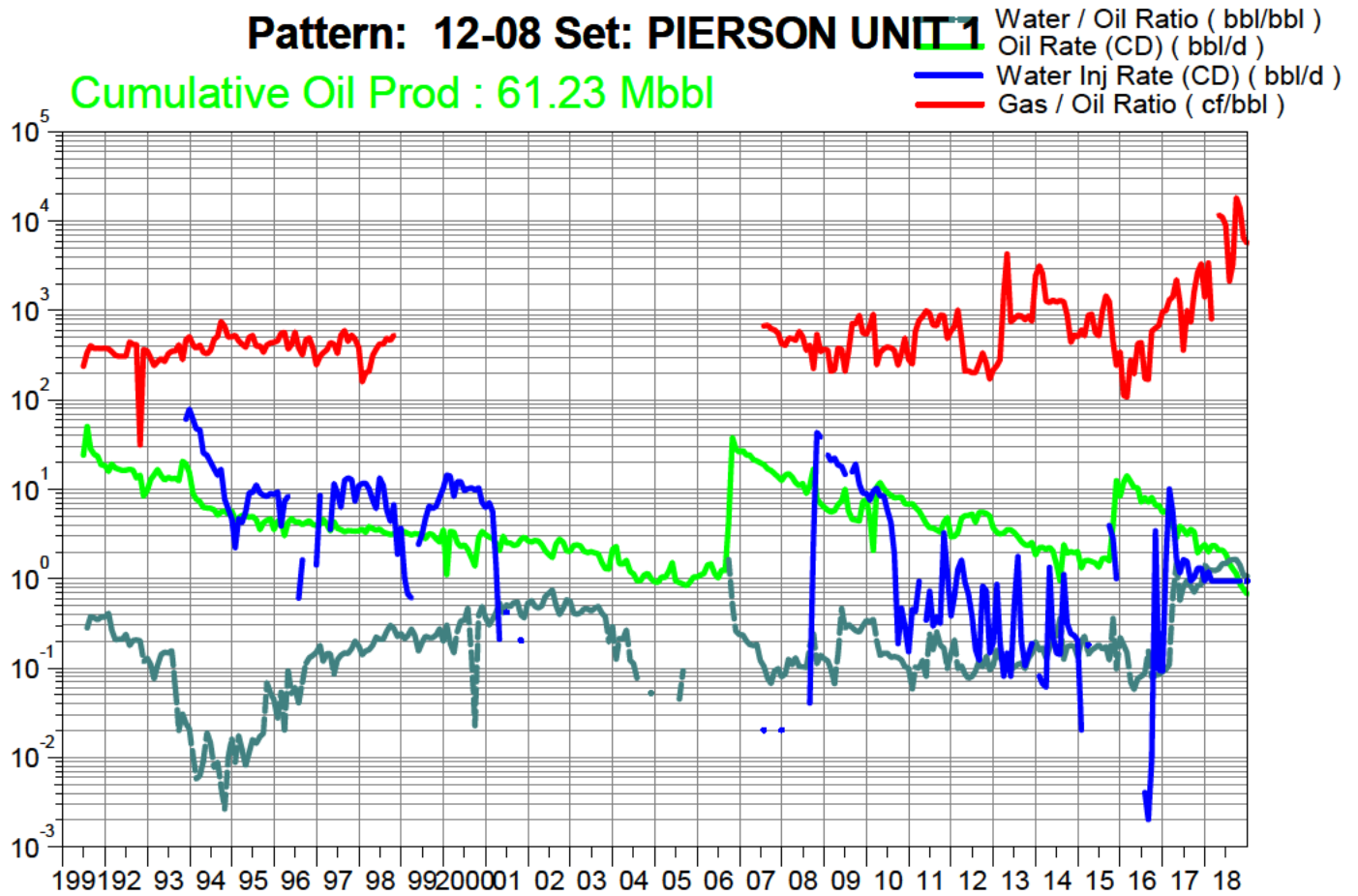


Date

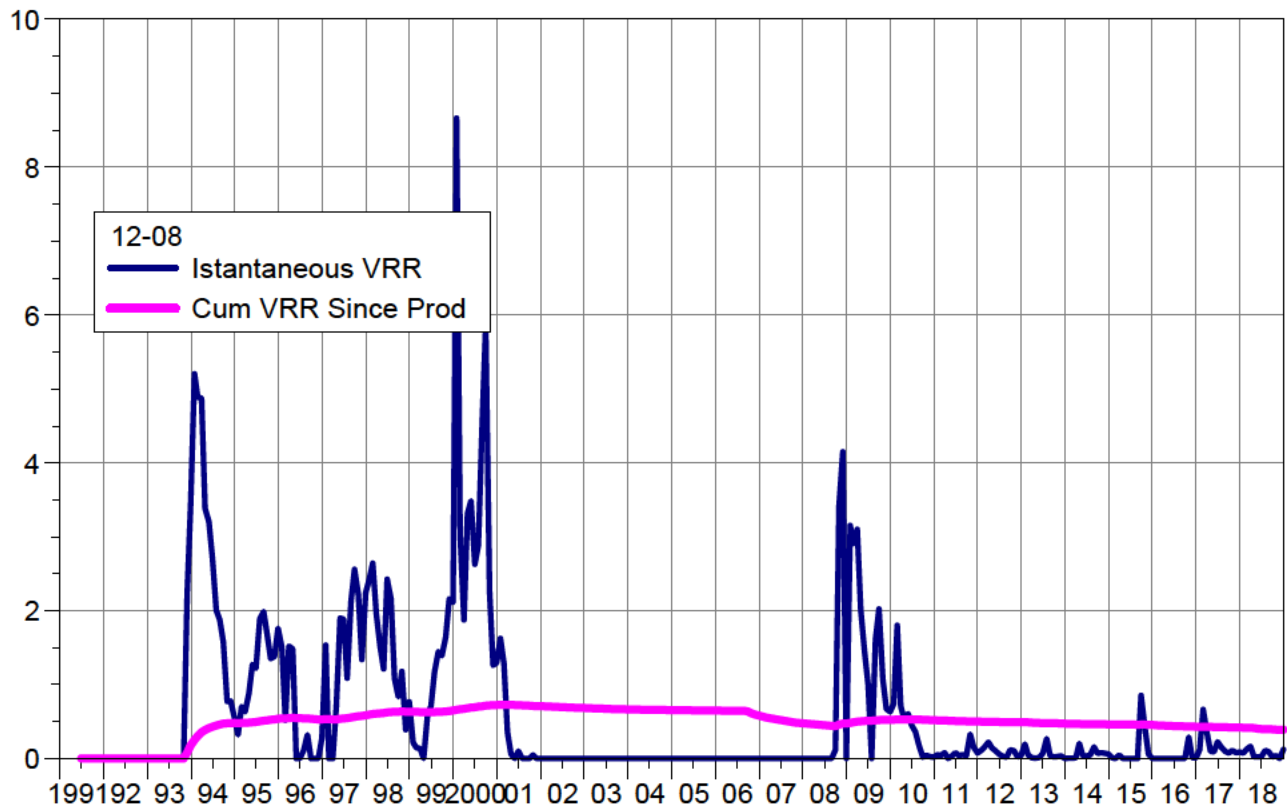
South Pierson Unit 1

Pattern: 12-08 Set: PIERSON UNIT 1

Cumulative Oil Prod : 61.23 Mbbbl



Date

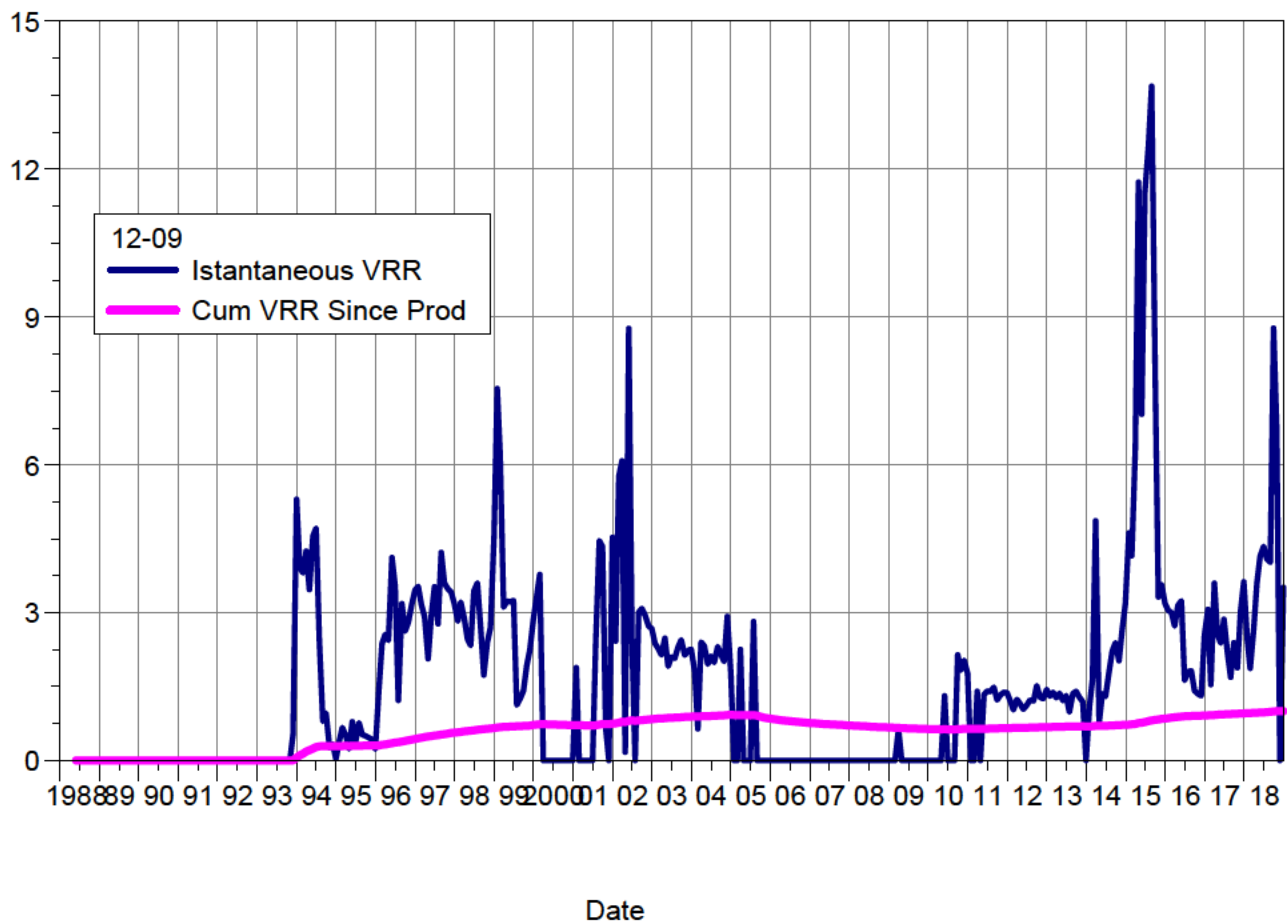
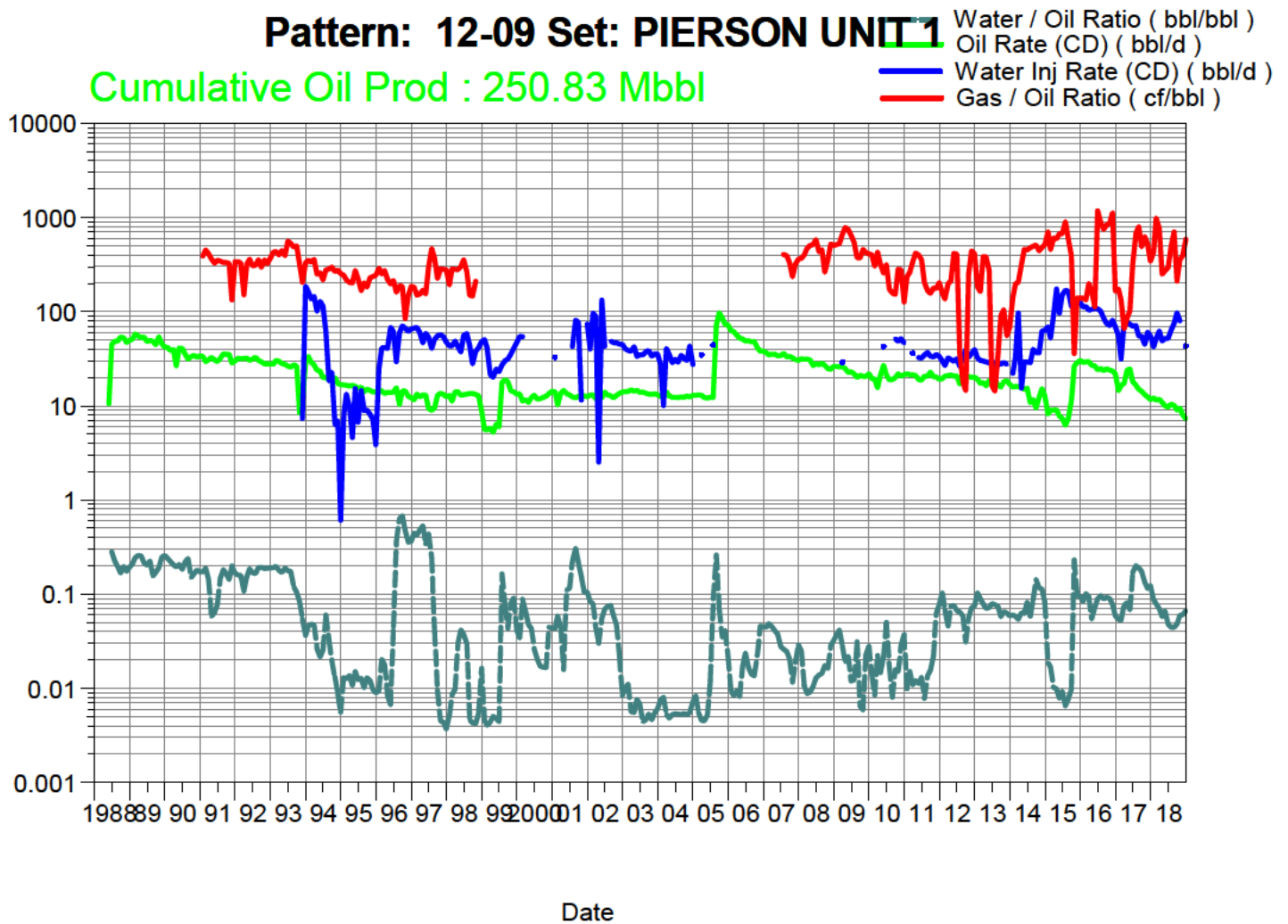


Date

South Pierson Unit 1

Pattern: 12-09 Set: PIERSON UNIT 1

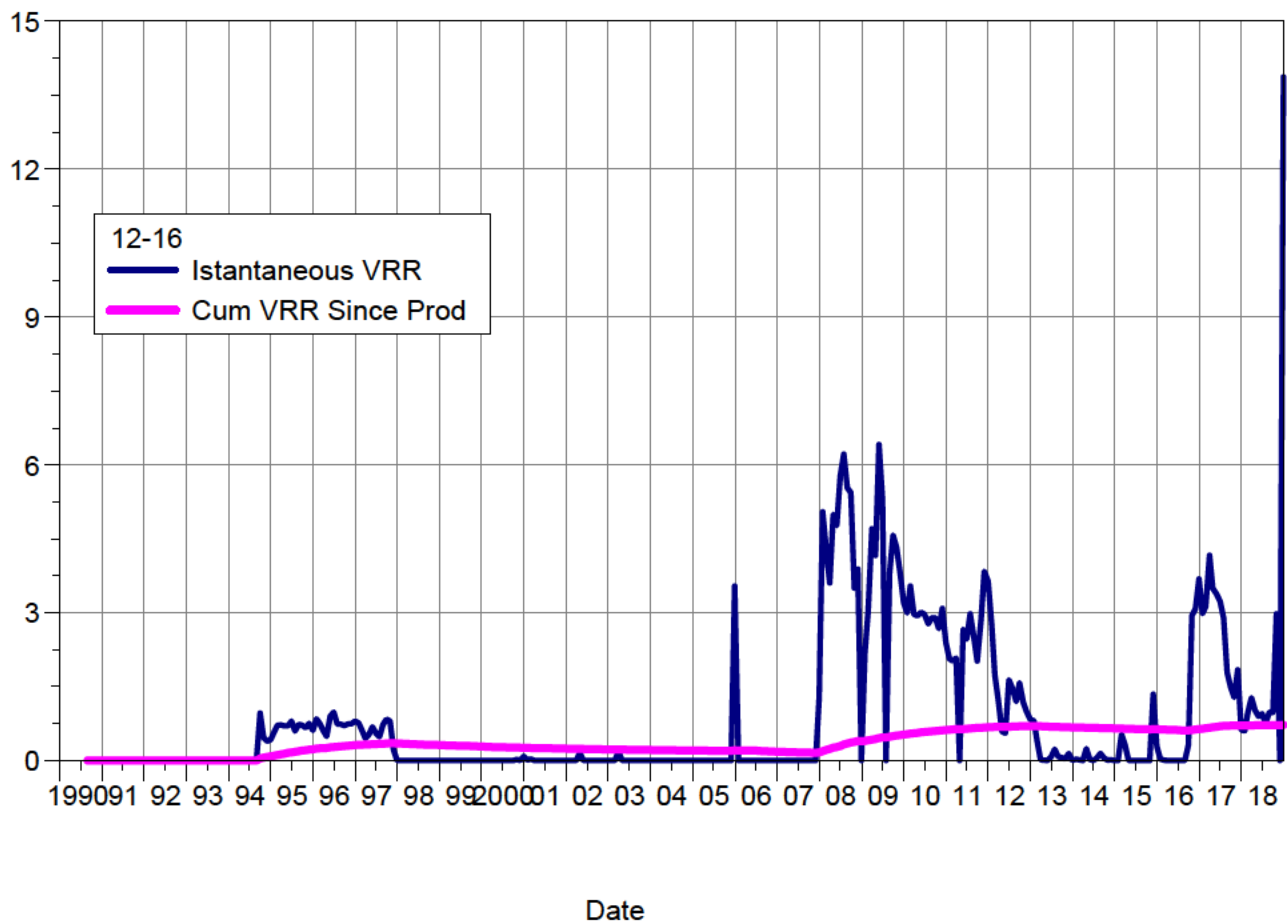
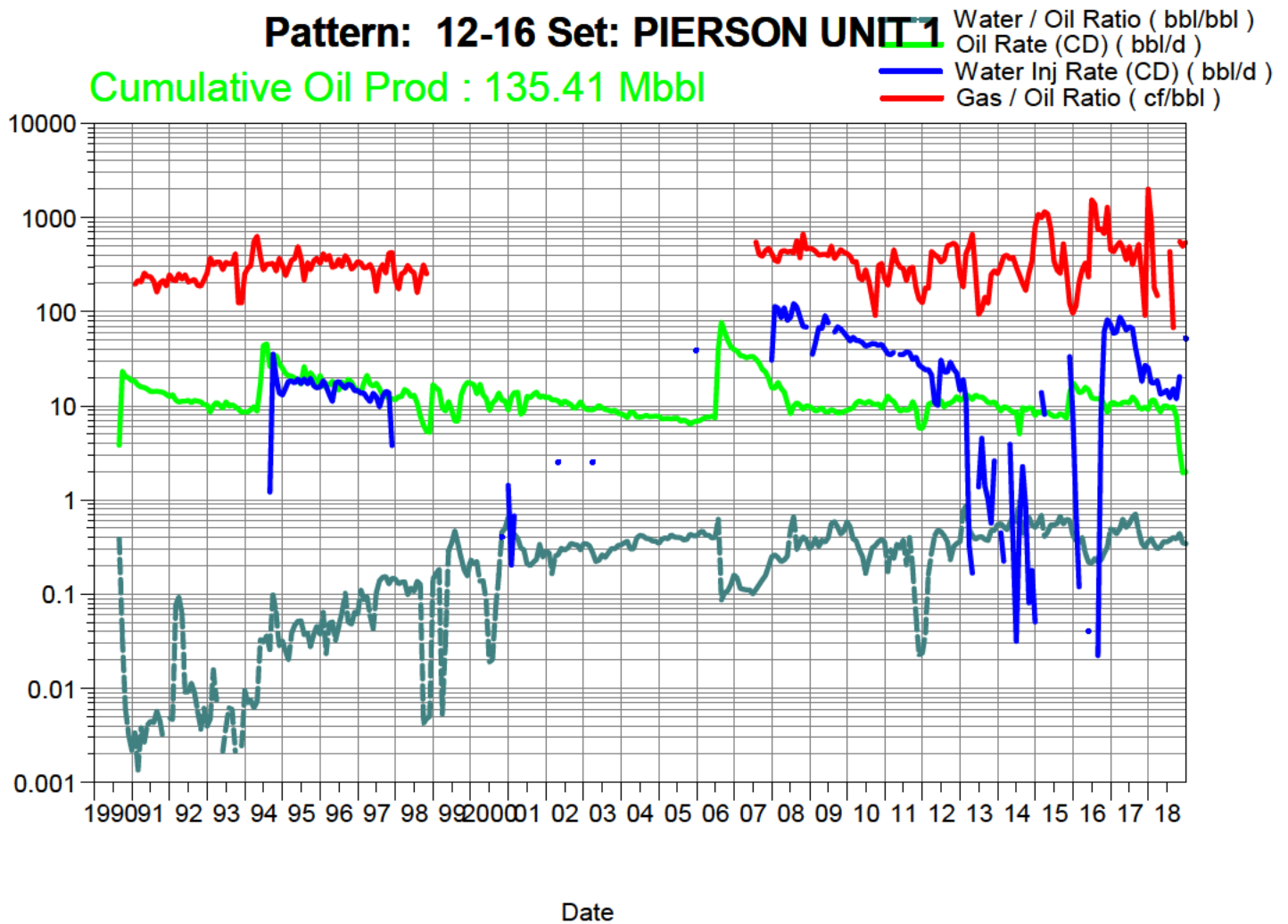
Cumulative Oil Prod : 250.83 Mbbl



South Pierson Unit 1

Pattern: 12-16 Set: PIERSON UNIT 1

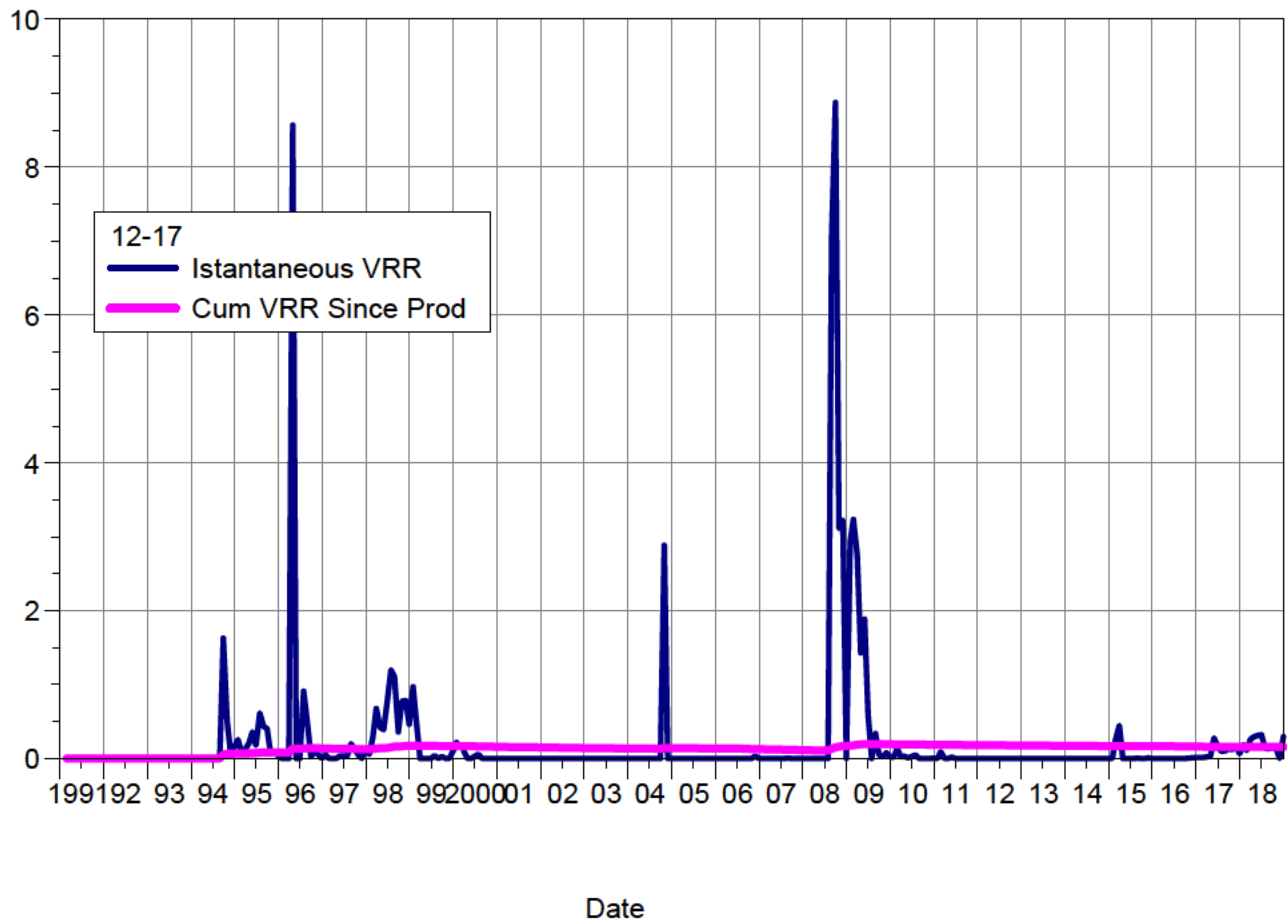
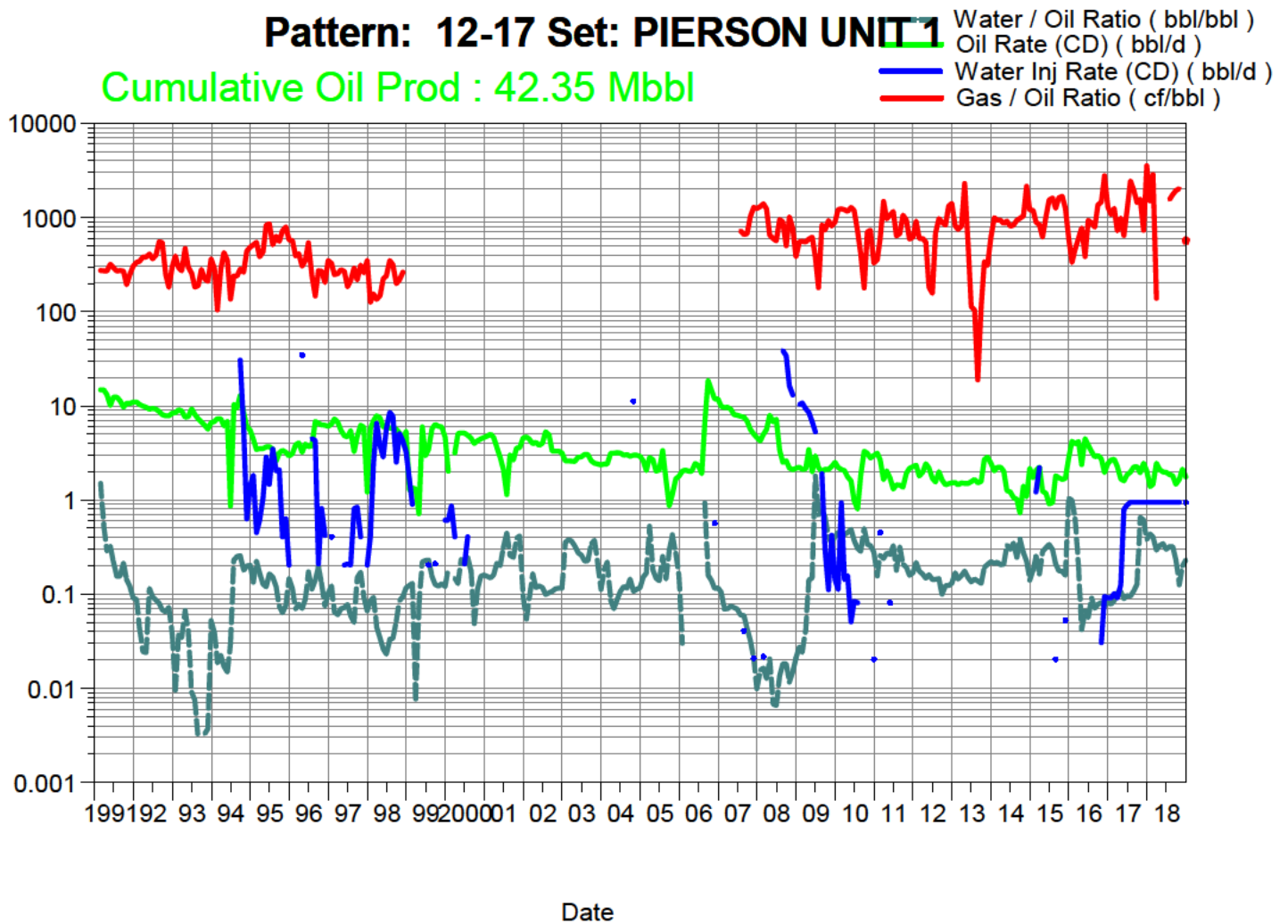
Cumulative Oil Prod : 135.41 Mbbl



South Pierson Unit 1

Pattern: 12-17 Set: PIERSON UNIT 1

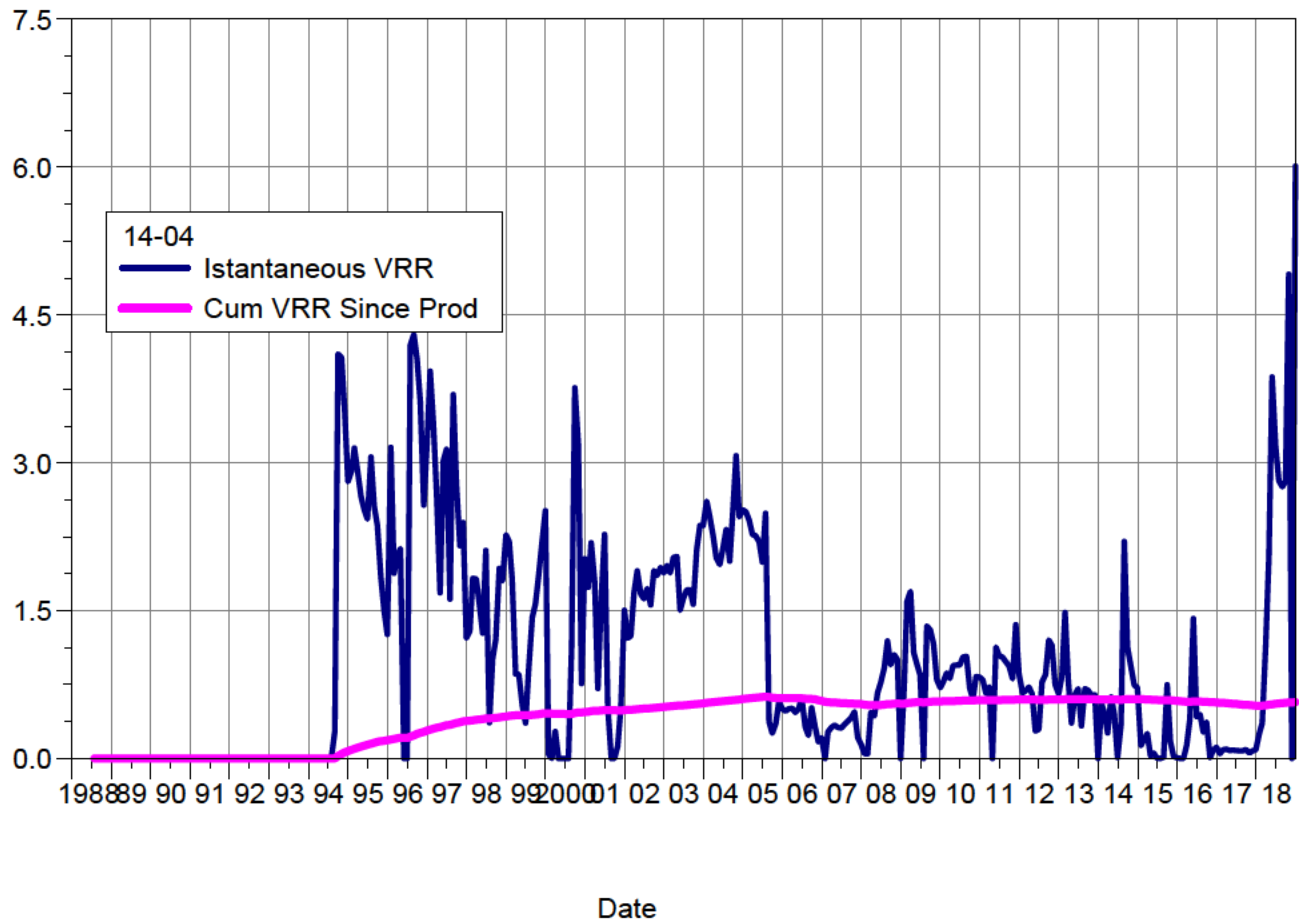
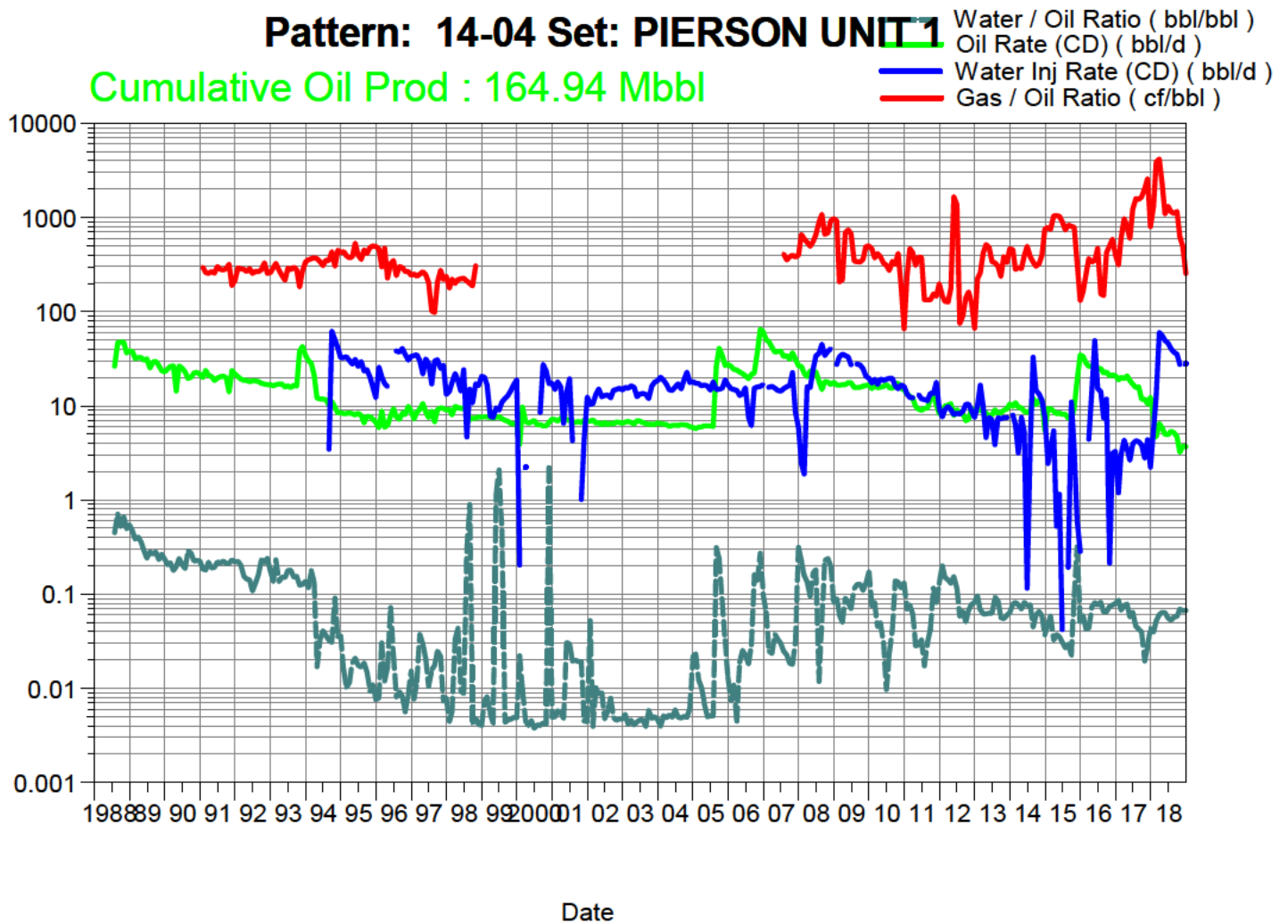
Cumulative Oil Prod : 42.35 Mbbl



South Pierson Unit 1

Pattern: 14-04 Set: PIERSON UNIT 1

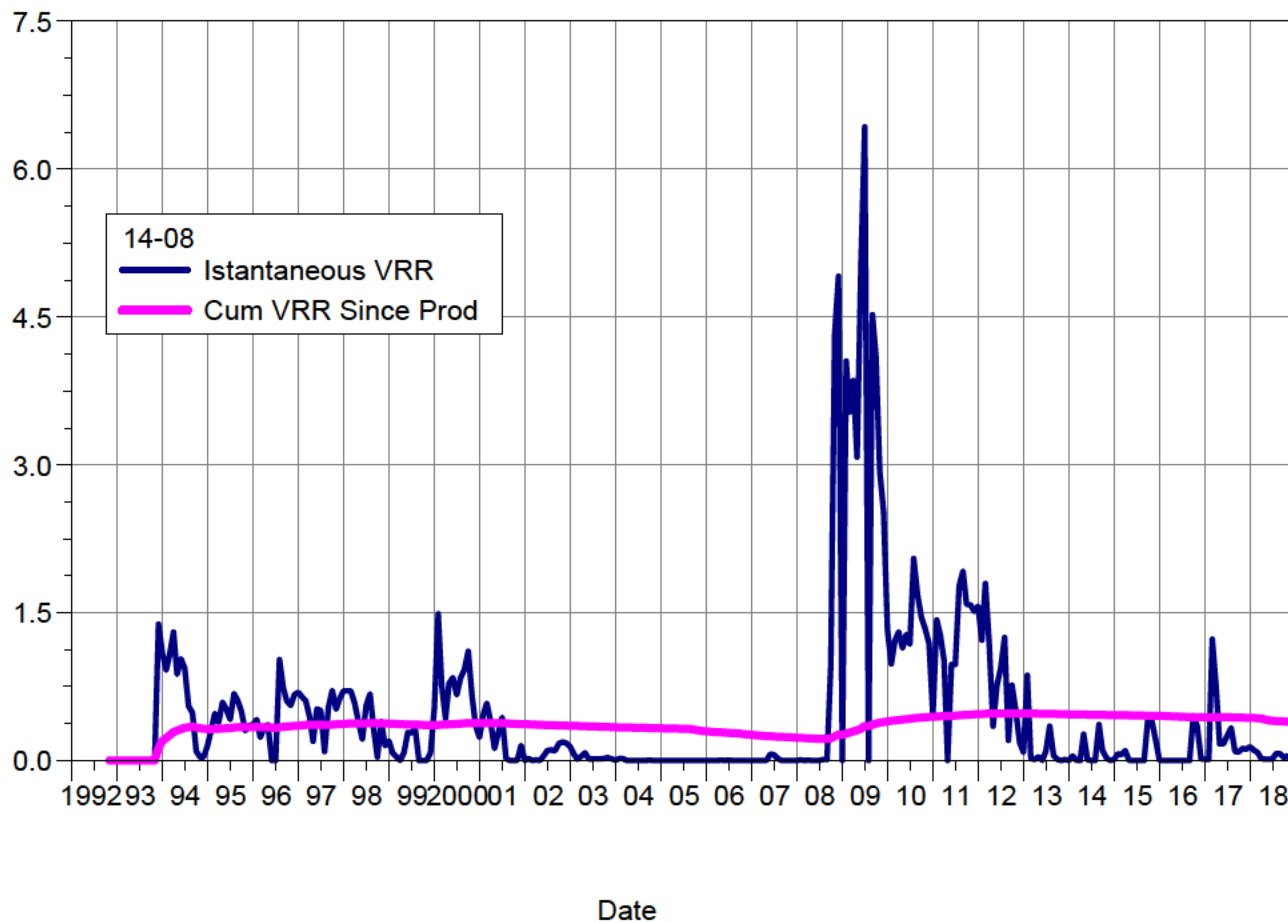
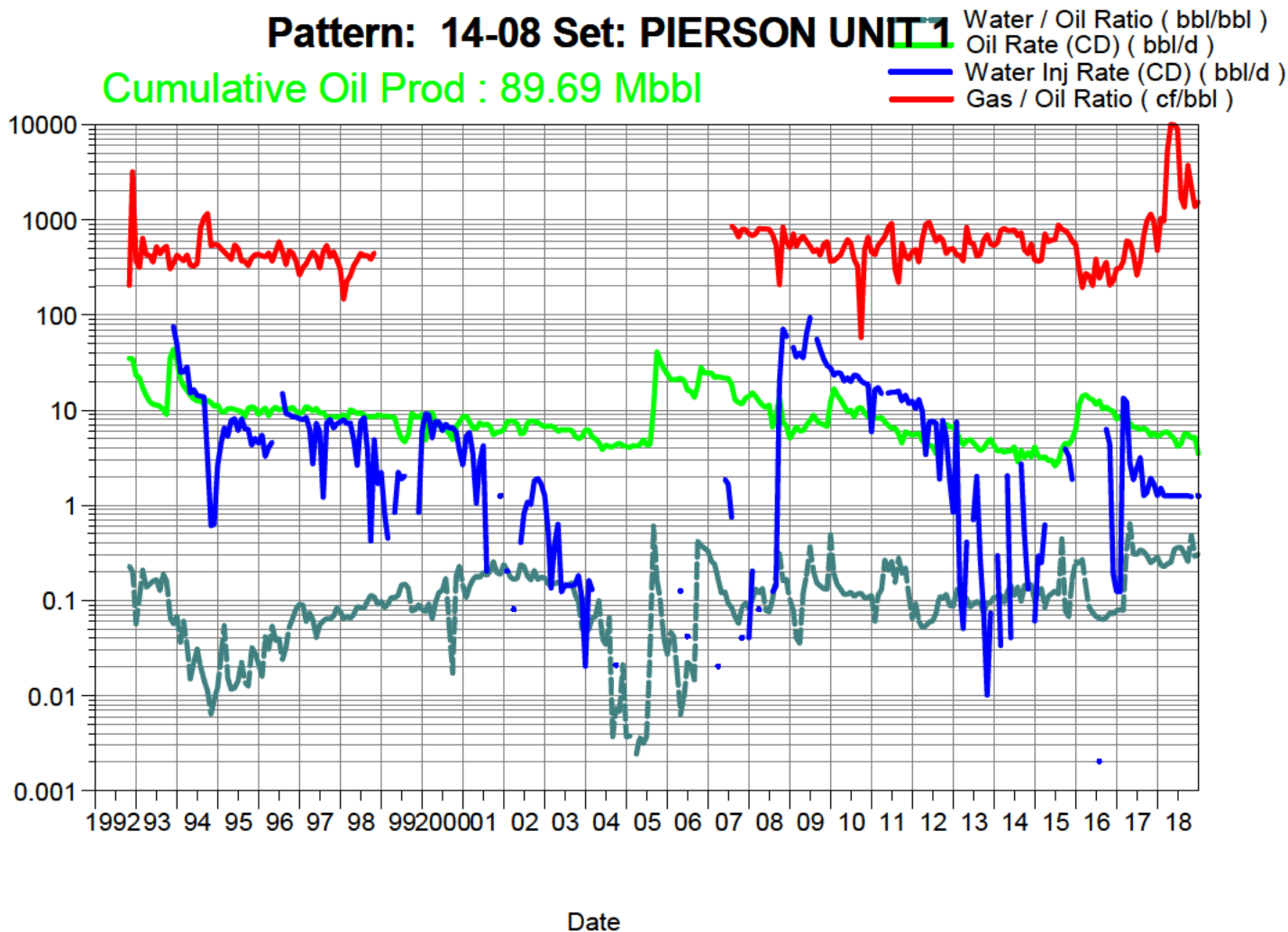
Cumulative Oil Prod : 164.94 Mbbl



South Pierson Unit 1

Pattern: 14-08 Set: PIERSON UNIT 1

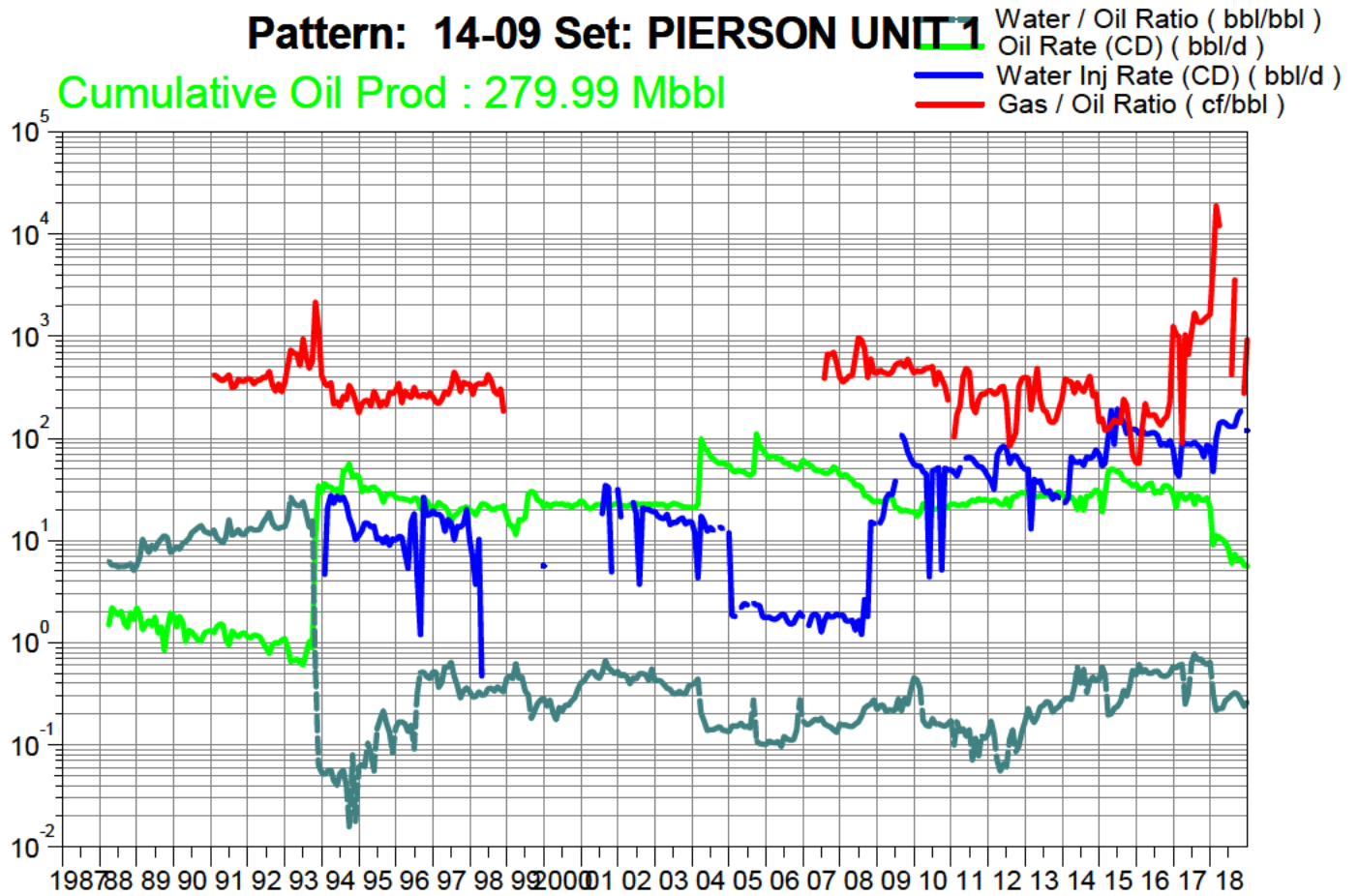
Cumulative Oil Prod : 89.69 Mbbbl



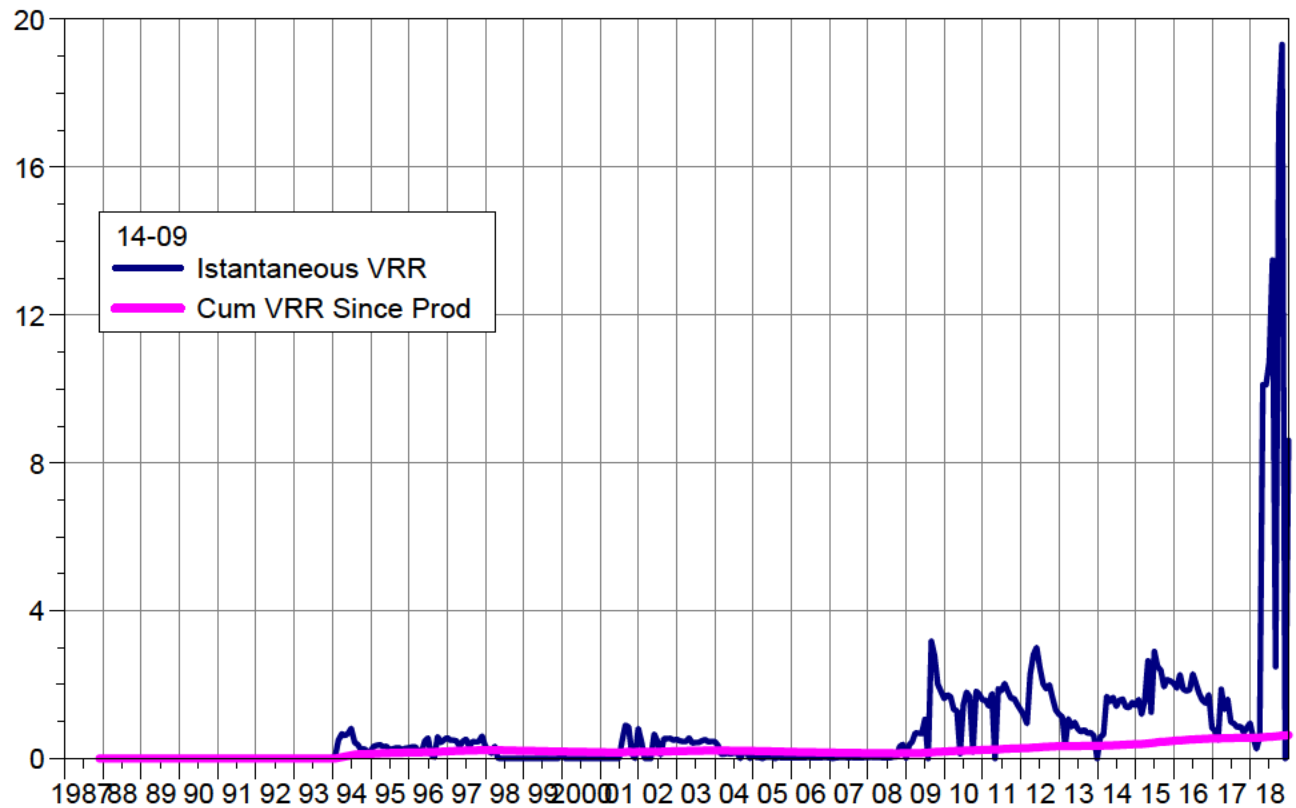
South Pierson Unit 1

Pattern: 14-09 Set: PIERSON UNIT 1

Cumulative Oil Prod : 279.99 Mbbl



Date



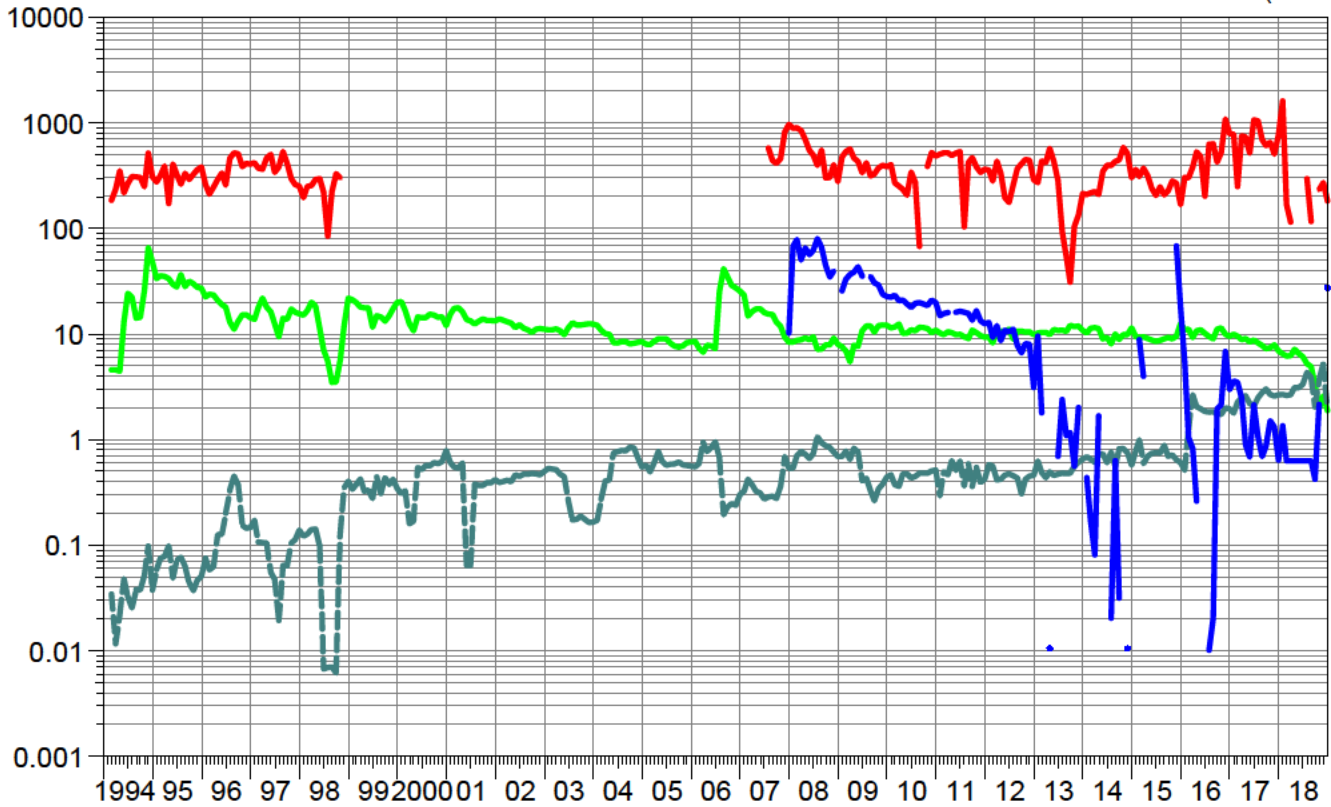
Date

South Pierson Unit 1

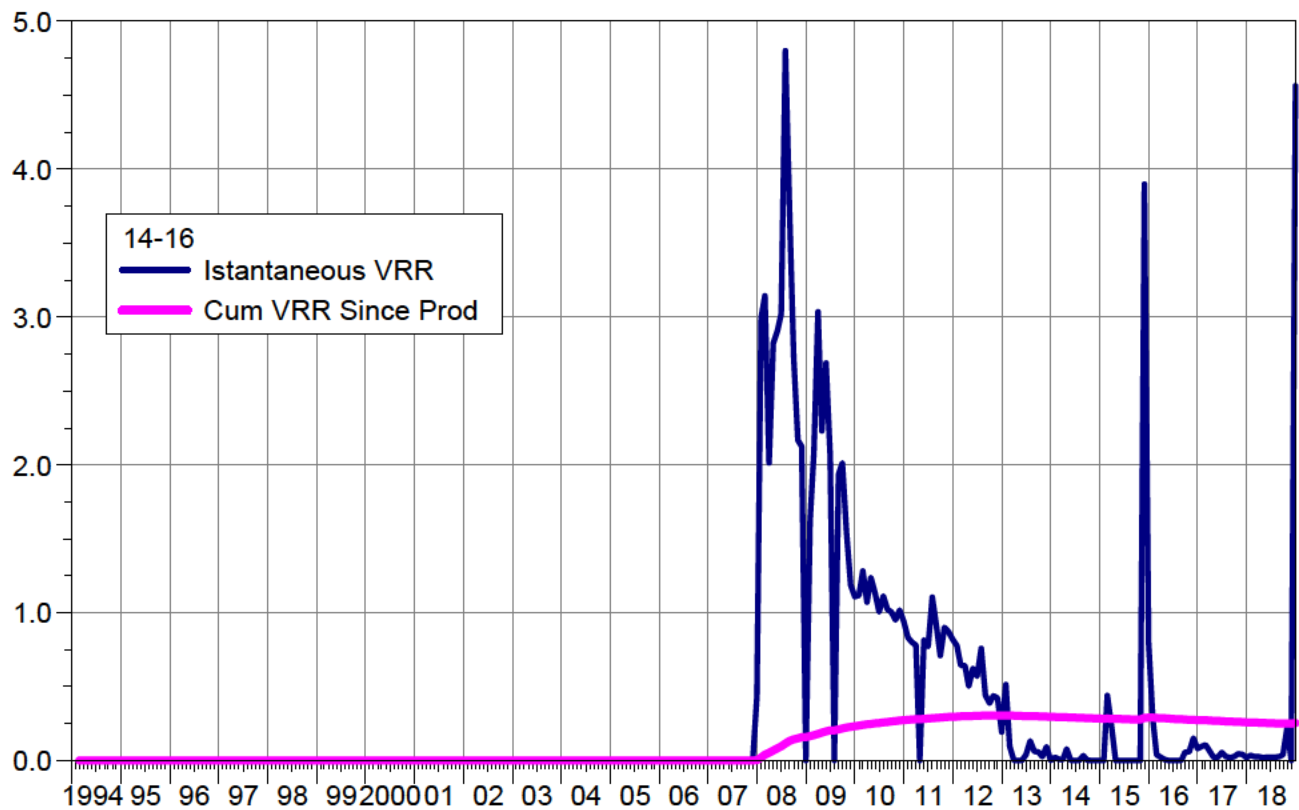
Pattern: 14-16 Set: PIERSON UNIT 1

Cumulative Oil Prod : 116.57 Mbbl

Water / Oil Ratio (bbl/bbl)
Oil Rate (CD) (bbl/d)
Water Inj Rate (CD) (bbl/d)
Gas / Oil Ratio (cf/bbl)



Date

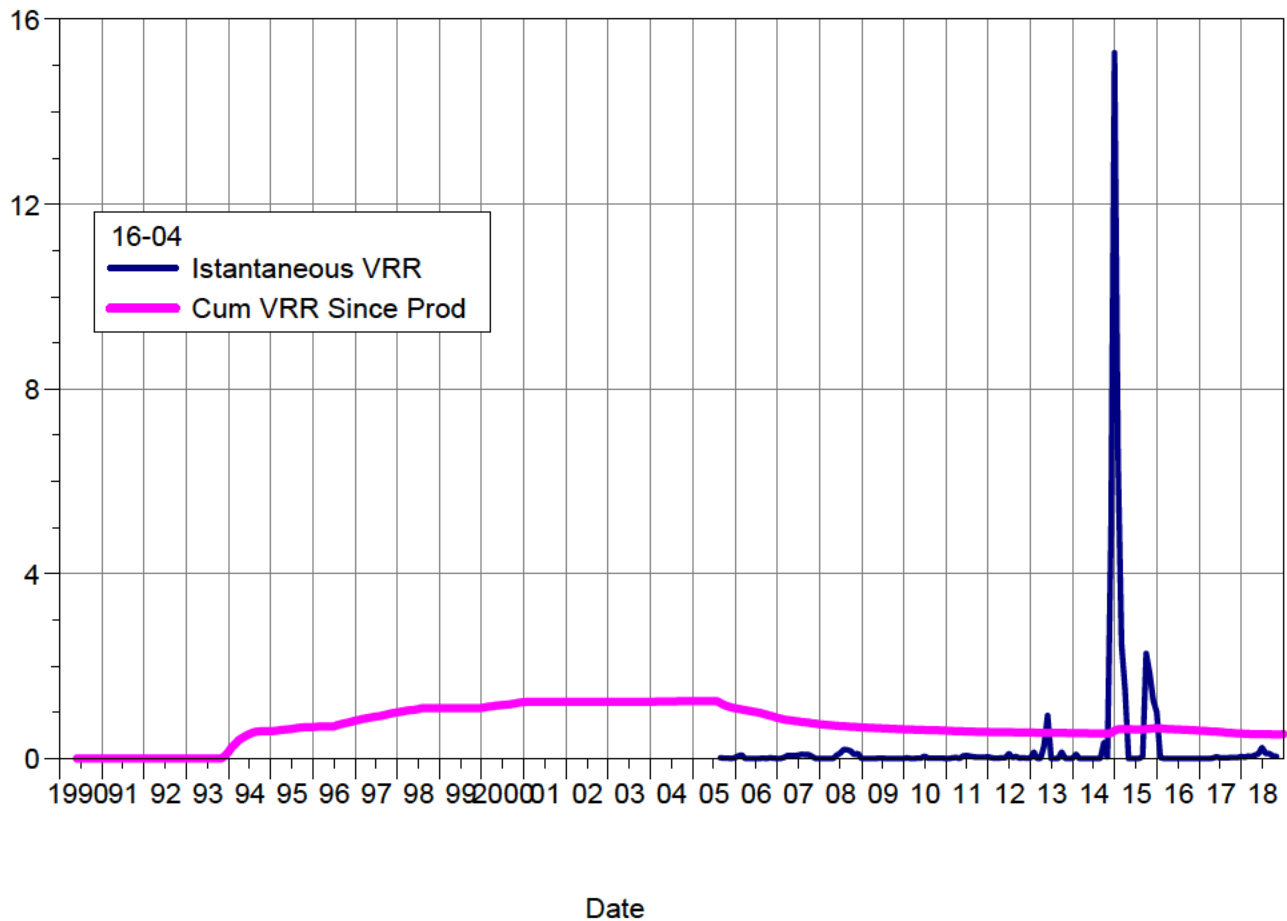
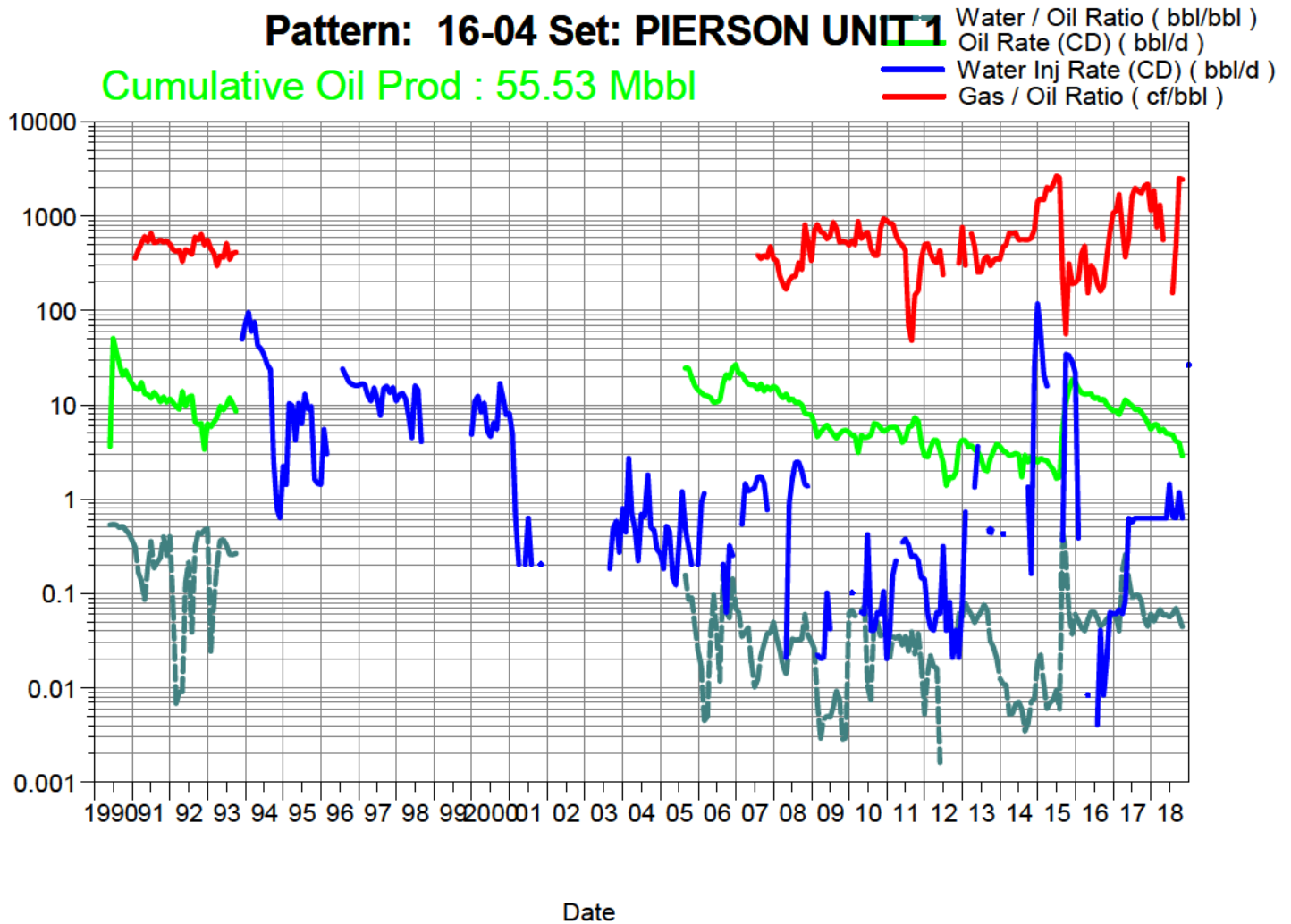


Date

South Pierson Unit 1

Pattern: 16-04 Set: PIERSON UNIT 1

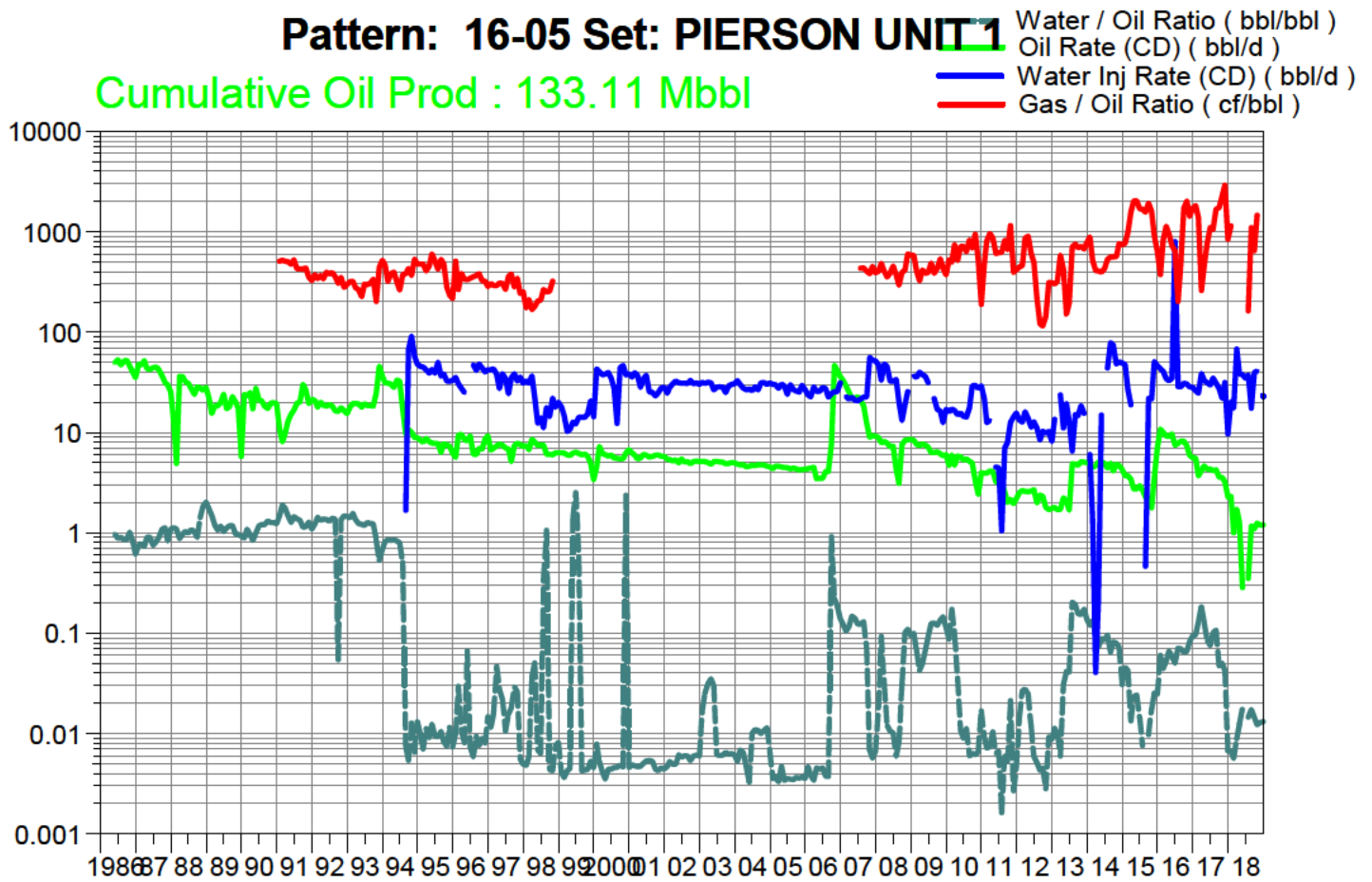
Cumulative Oil Prod : 55.53 Mbbbl



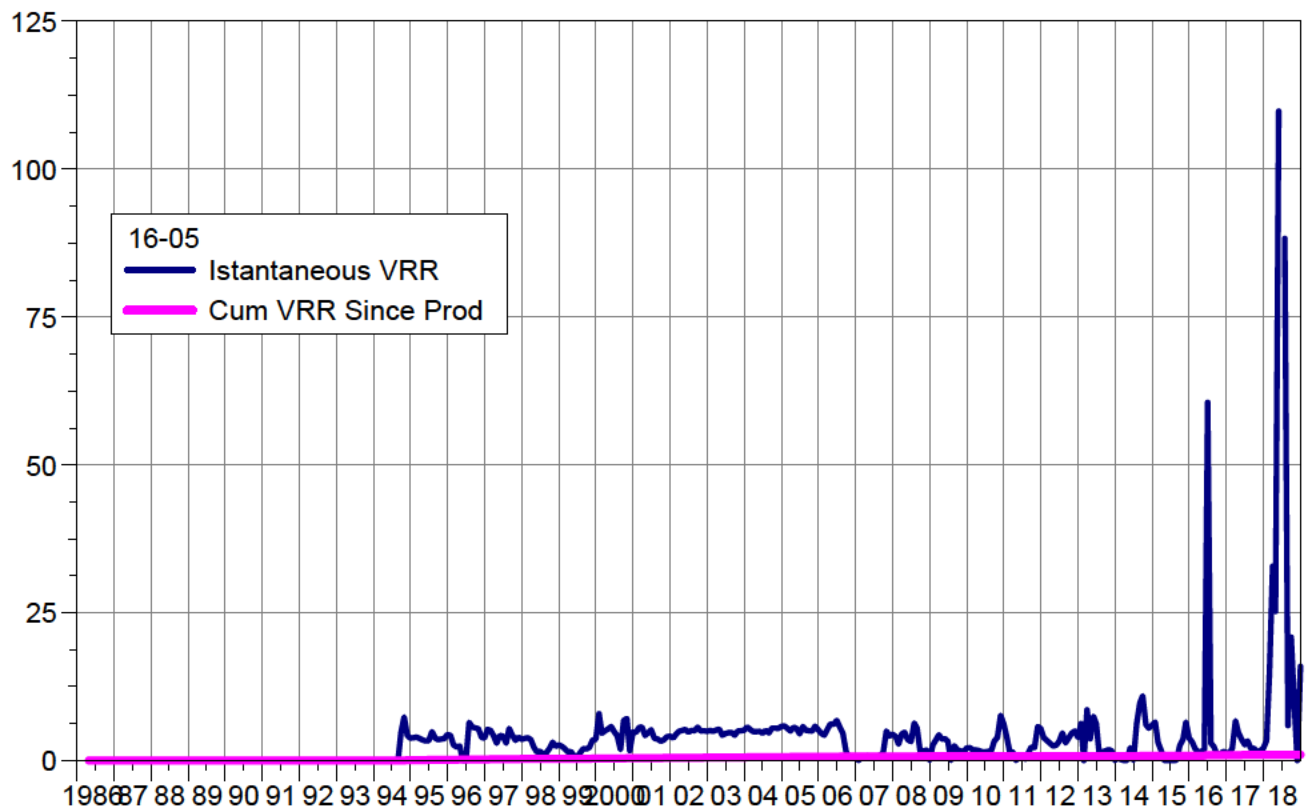
South Pierson Unit 1

Pattern: 16-05 Set: PIERSON UNIT 1

Cumulative Oil Prod : 133.11 Mbbl



Date

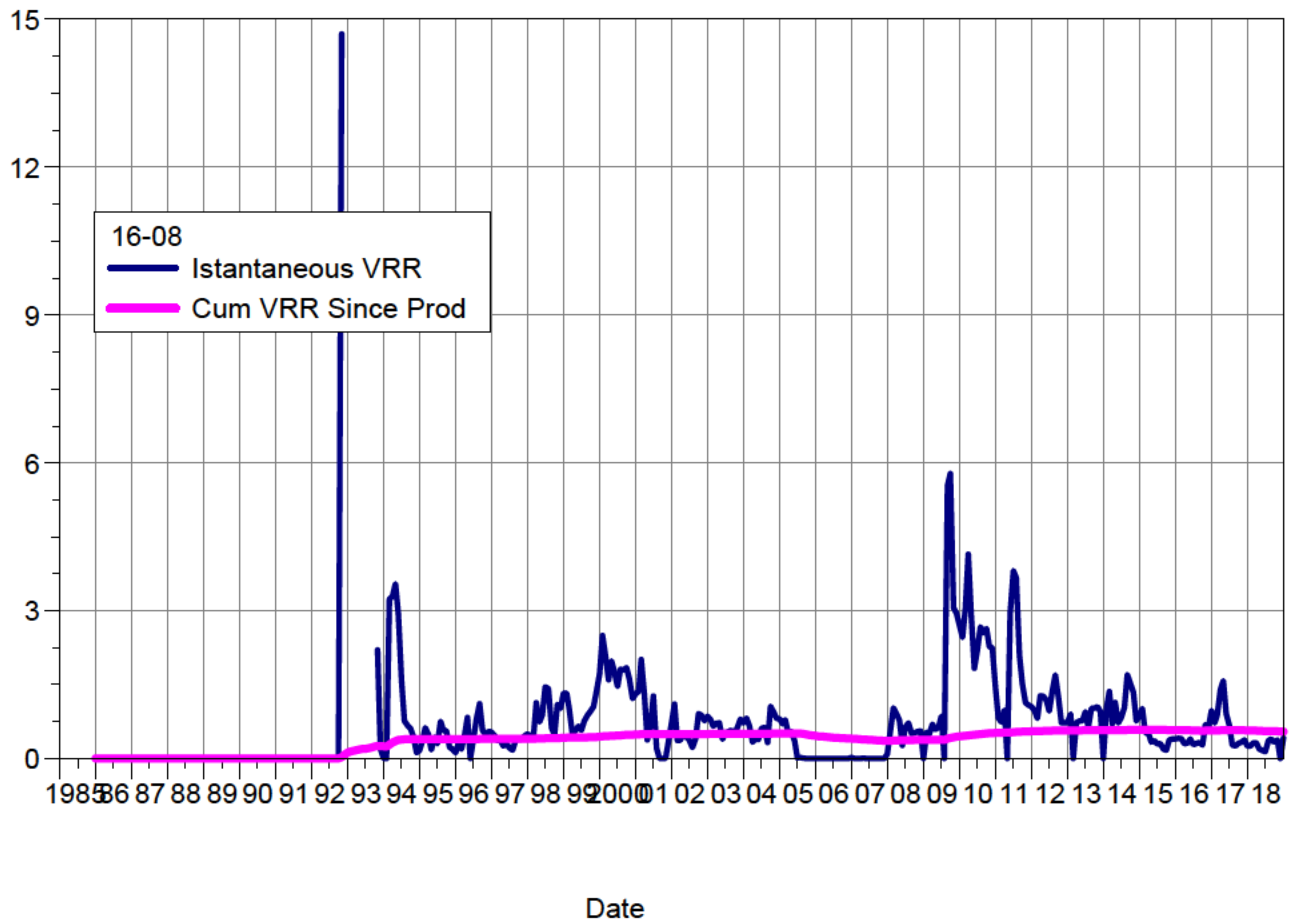
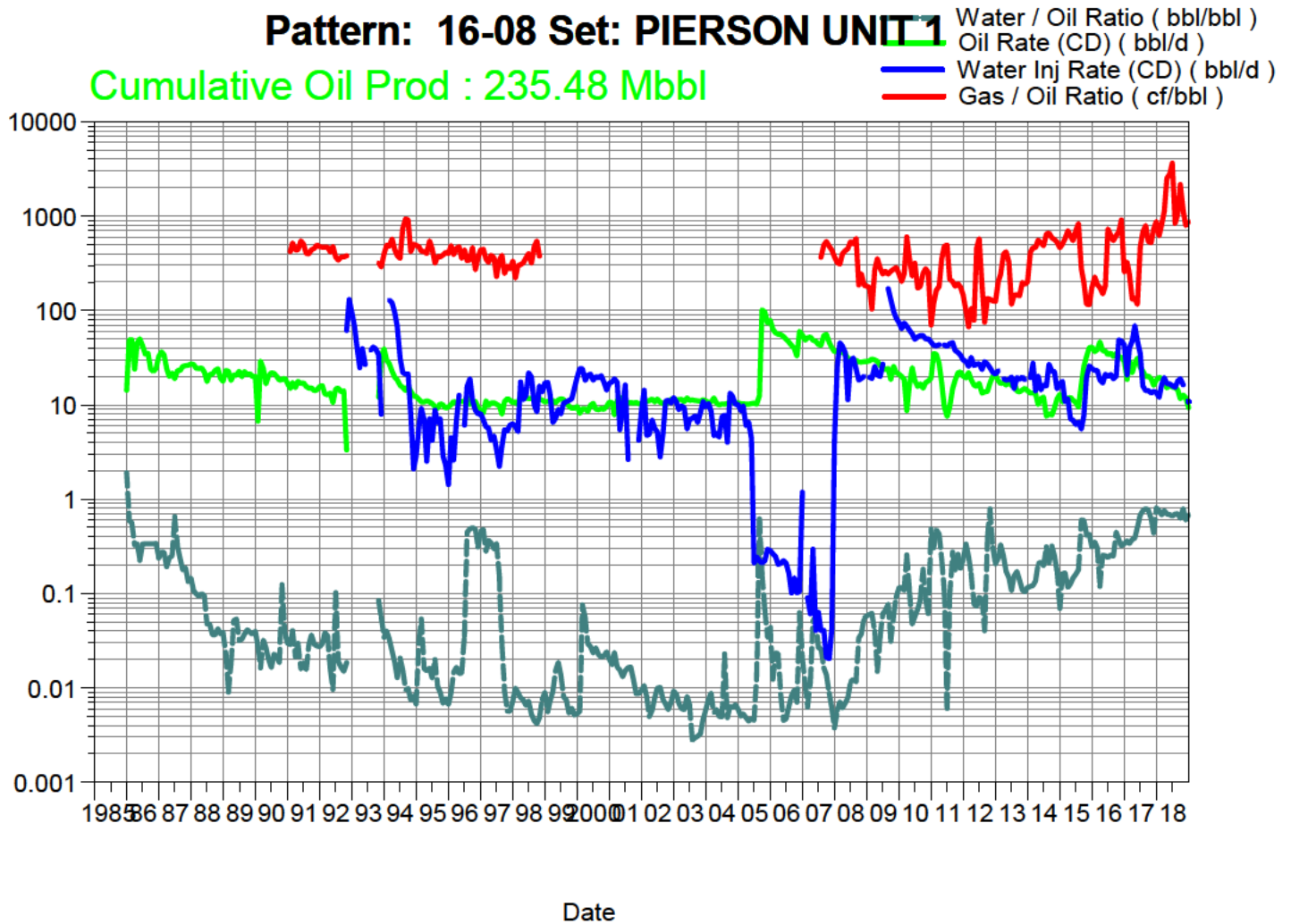


Date

South Pierson Unit 1

Pattern: 16-08 Set: PIERSON UNIT 1

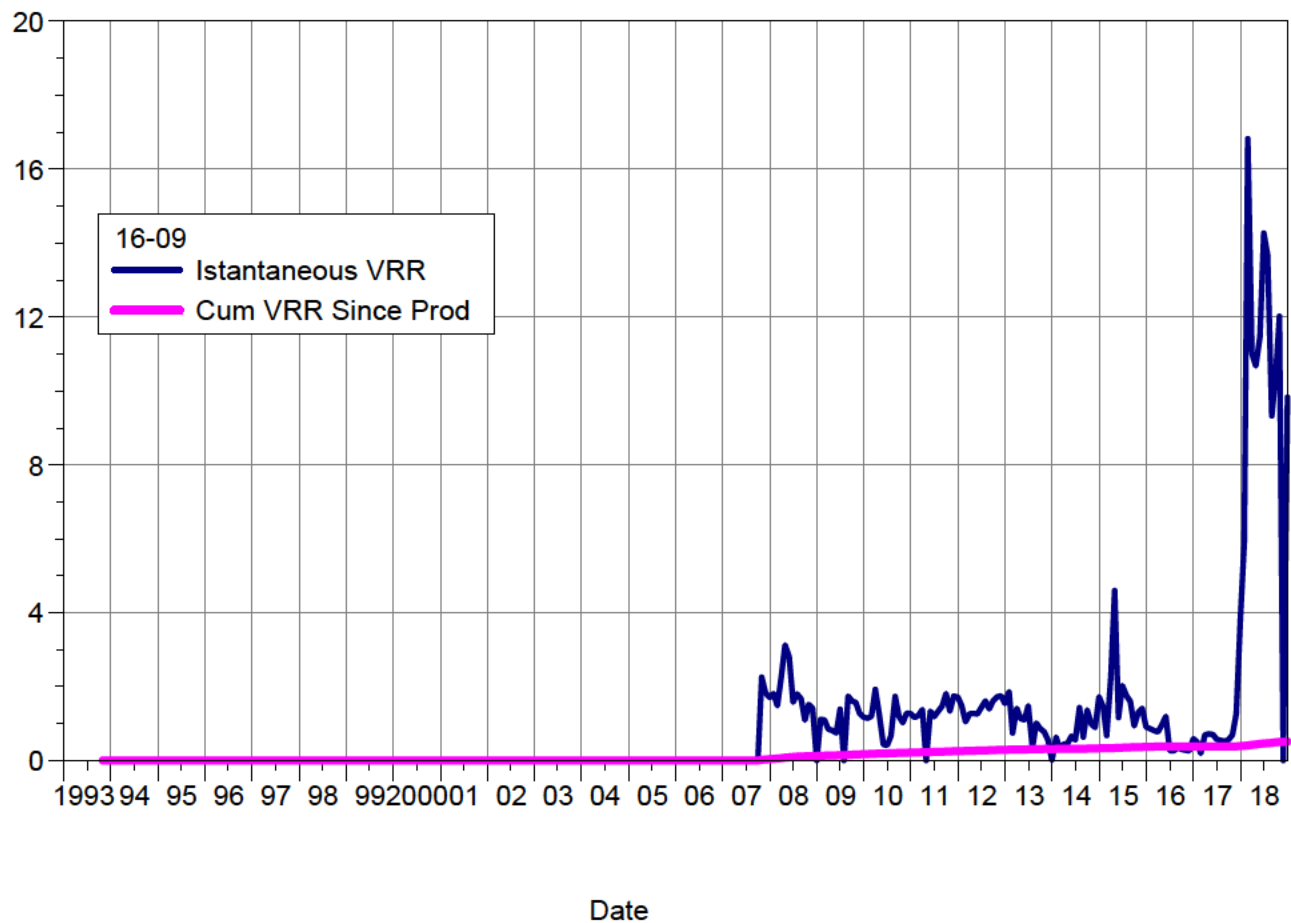
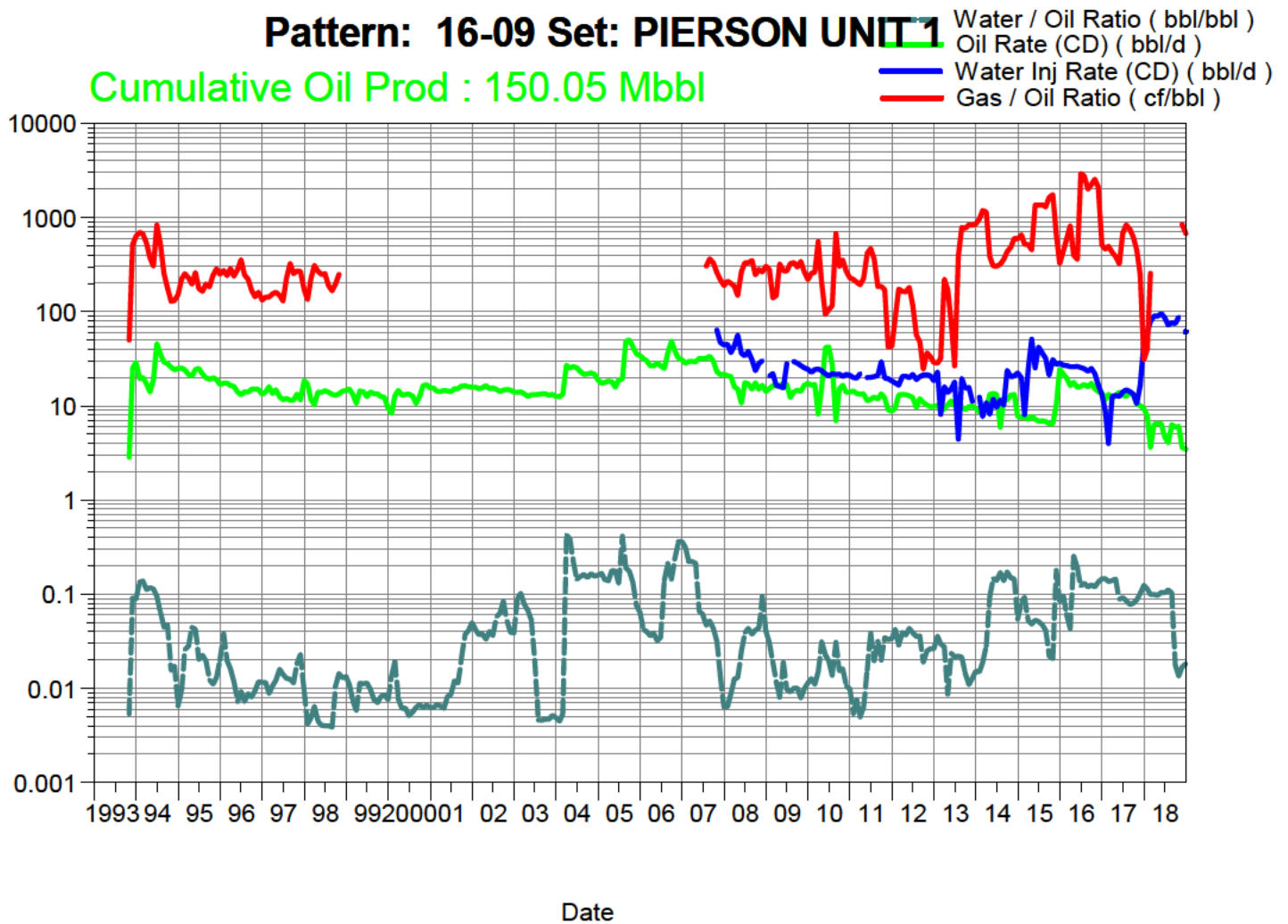
Cumulative Oil Prod : 235.48 Mbbl



South Pierson Unit 1

Pattern: 16-09 Set: PIERSON UNIT 1

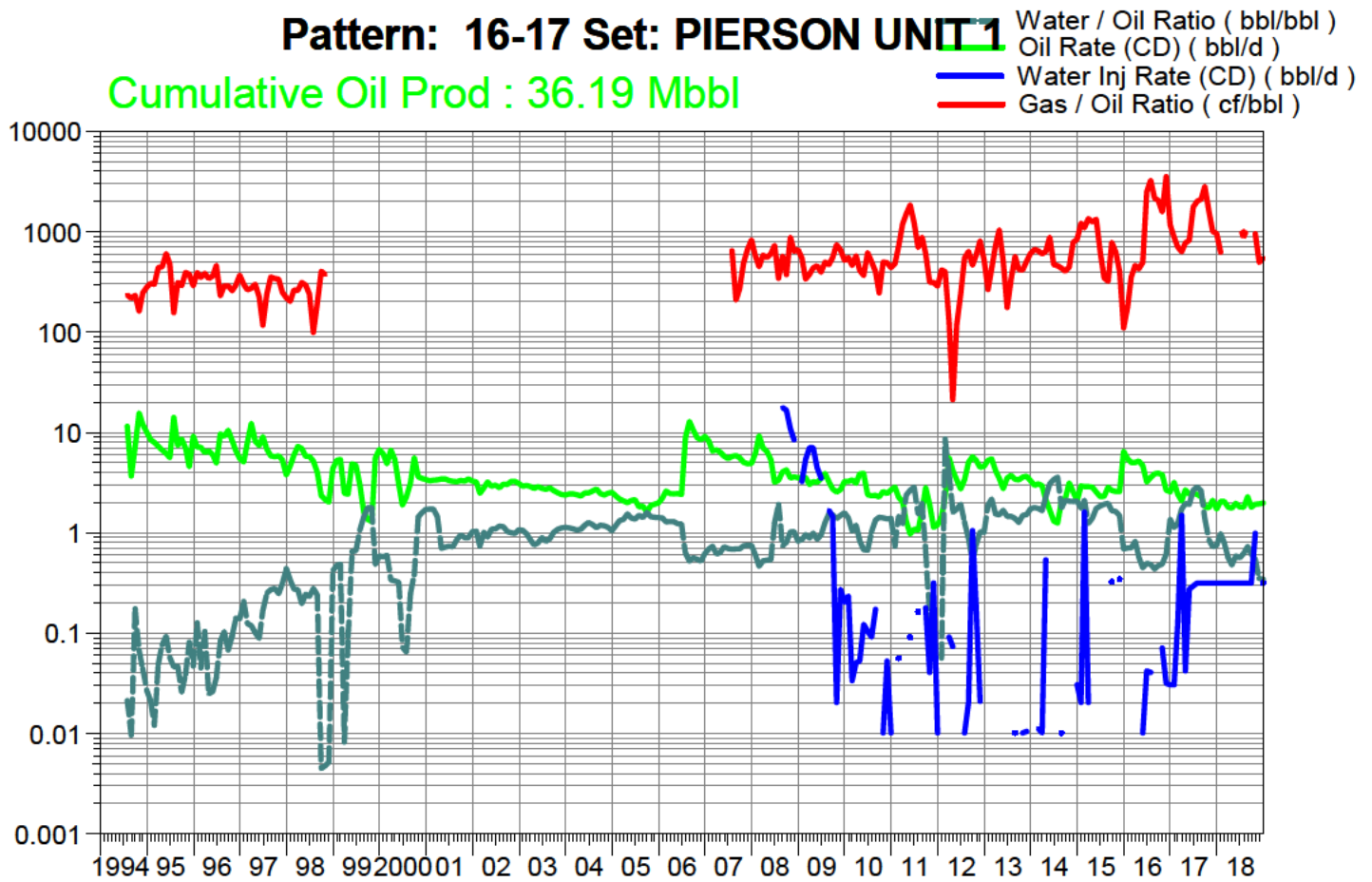
Cumulative Oil Prod : 150.05 Mbbl



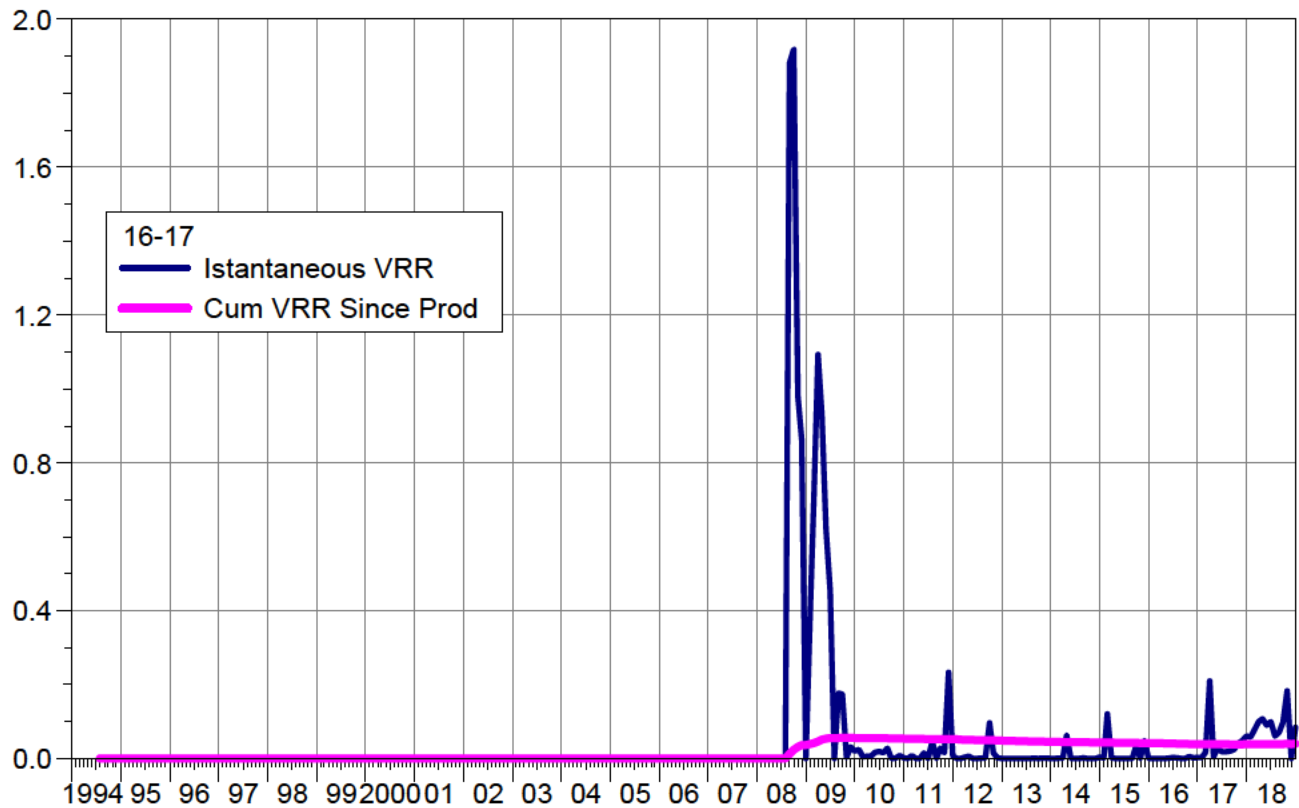
South Pierson Unit 1

Pattern: 16-17 Set: PIERSON UNIT 1

Cumulative Oil Prod : 36.19 Mbbbl



Date

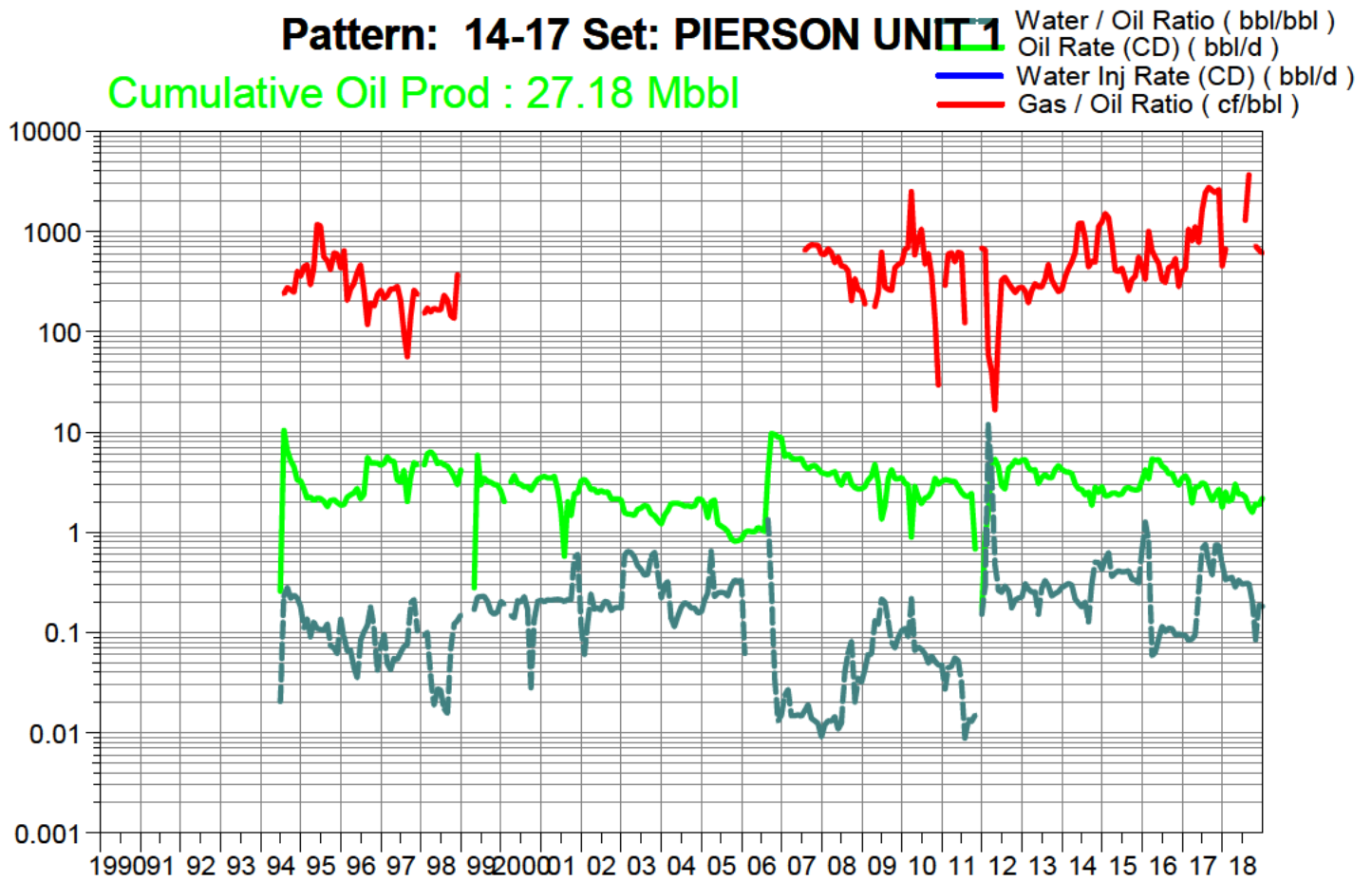


Date

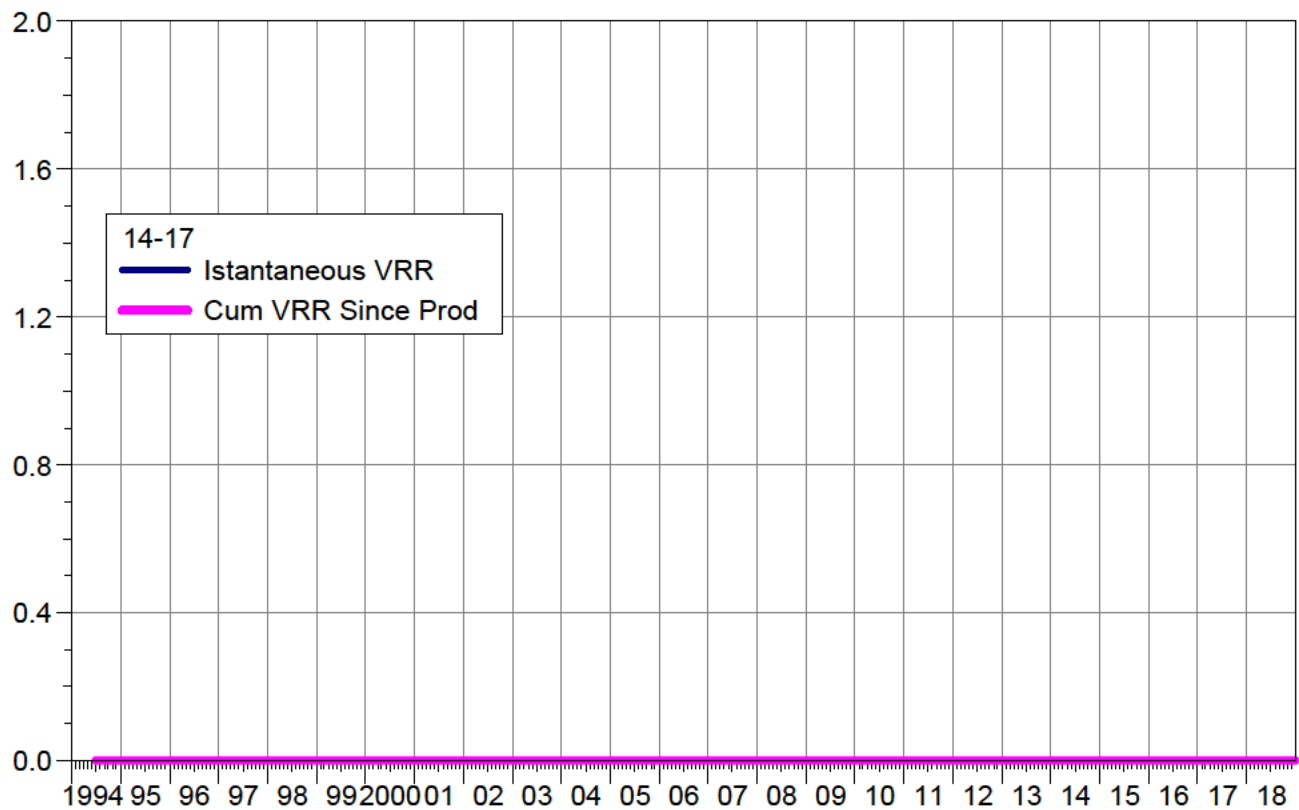
South Pierson Unit 1

Pattern: 14-17 Set: PIERSON UNIT 1

Cumulative Oil Prod : 27.18 Mbbbl



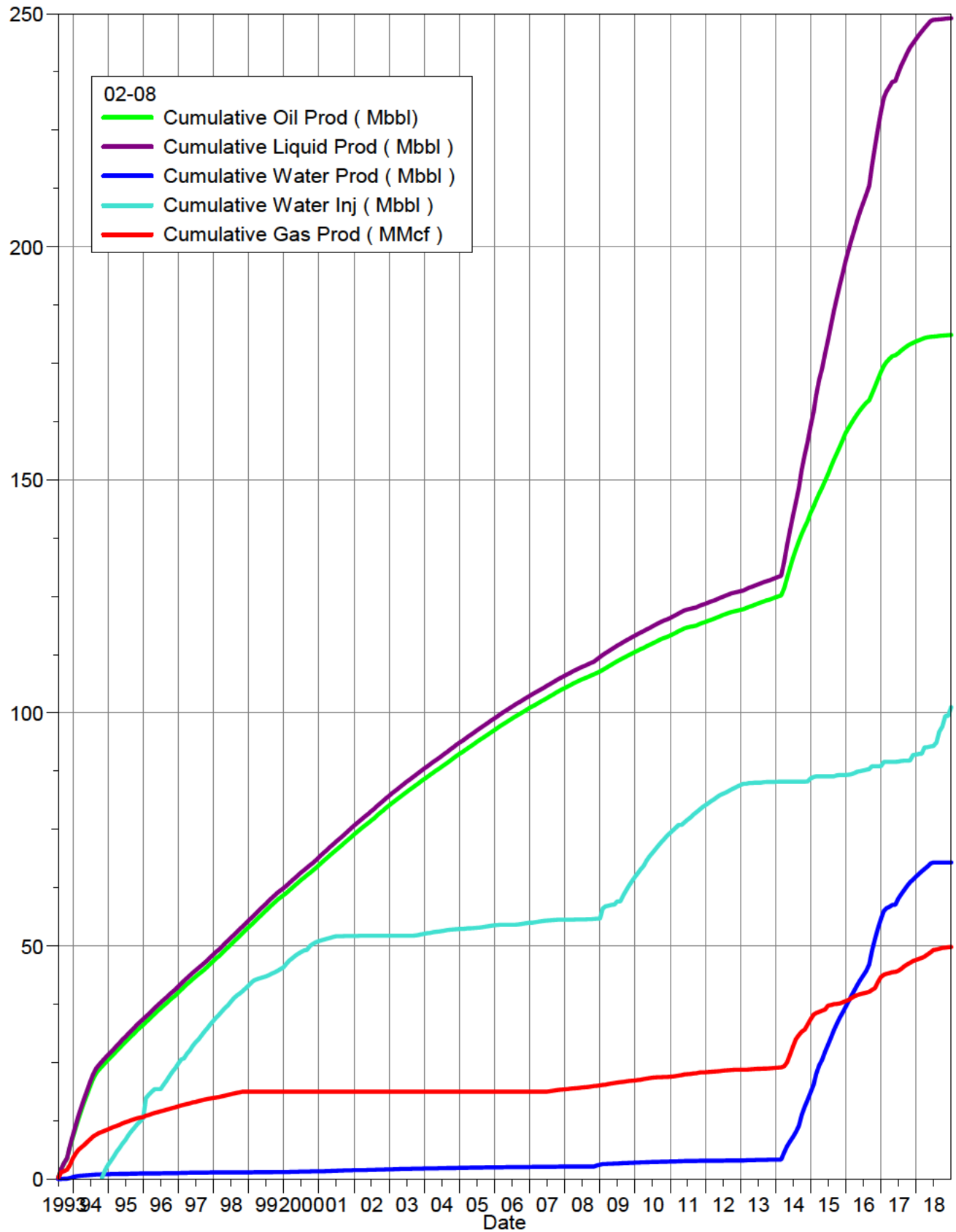
Date



Date

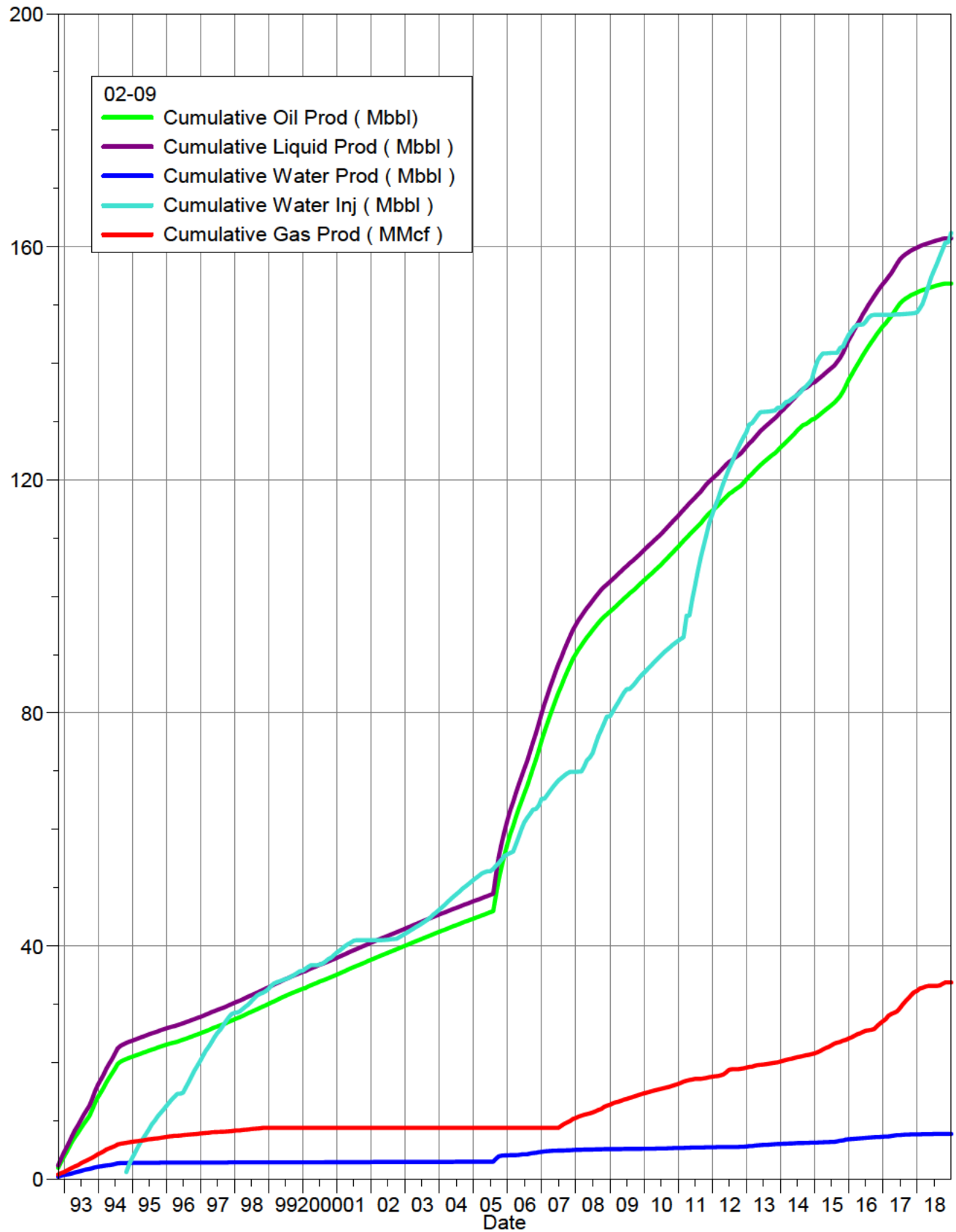
South Pierson Unit 1 Cumulative Production Plot

Pattern: 02-08 Set: PIERSON UNIT 1



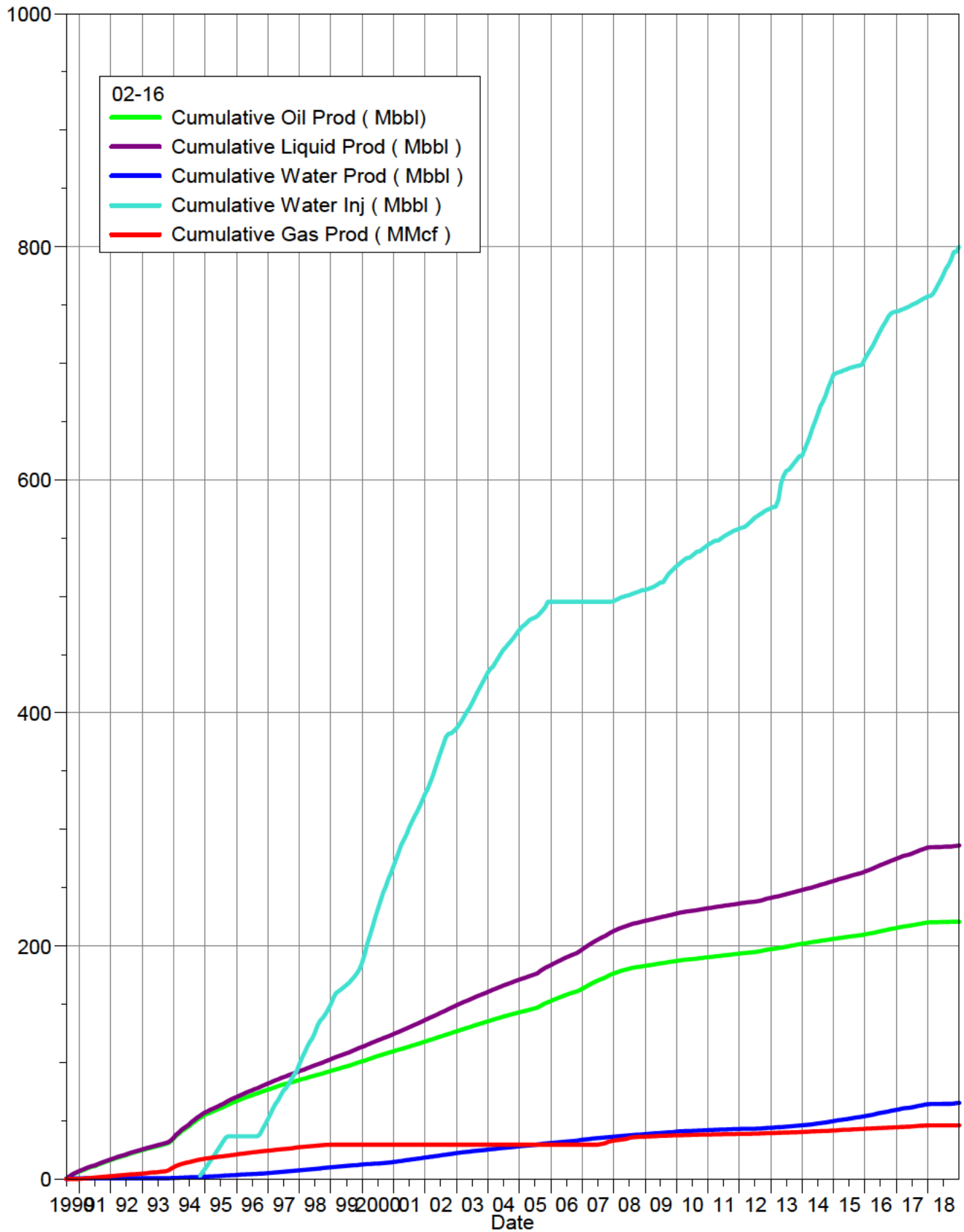
South Pierson Unit 1 Cumulative Production Plot

Pattern: 02-09 Set: PIERSON UNIT 1



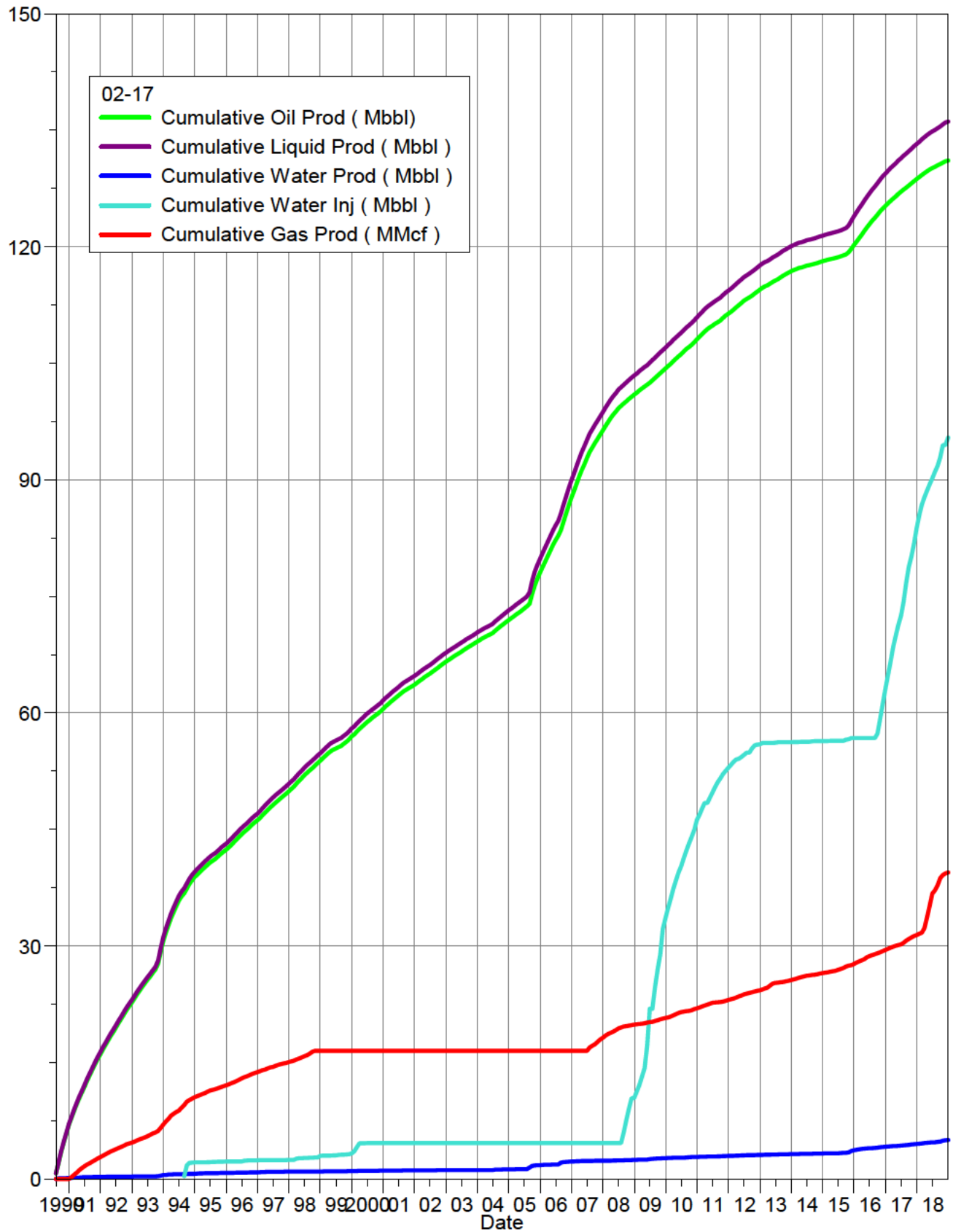
South Pierson Unit 1 Cumulative Production Plot

Pattern: 02-16 Set: PIERSON UNIT 1



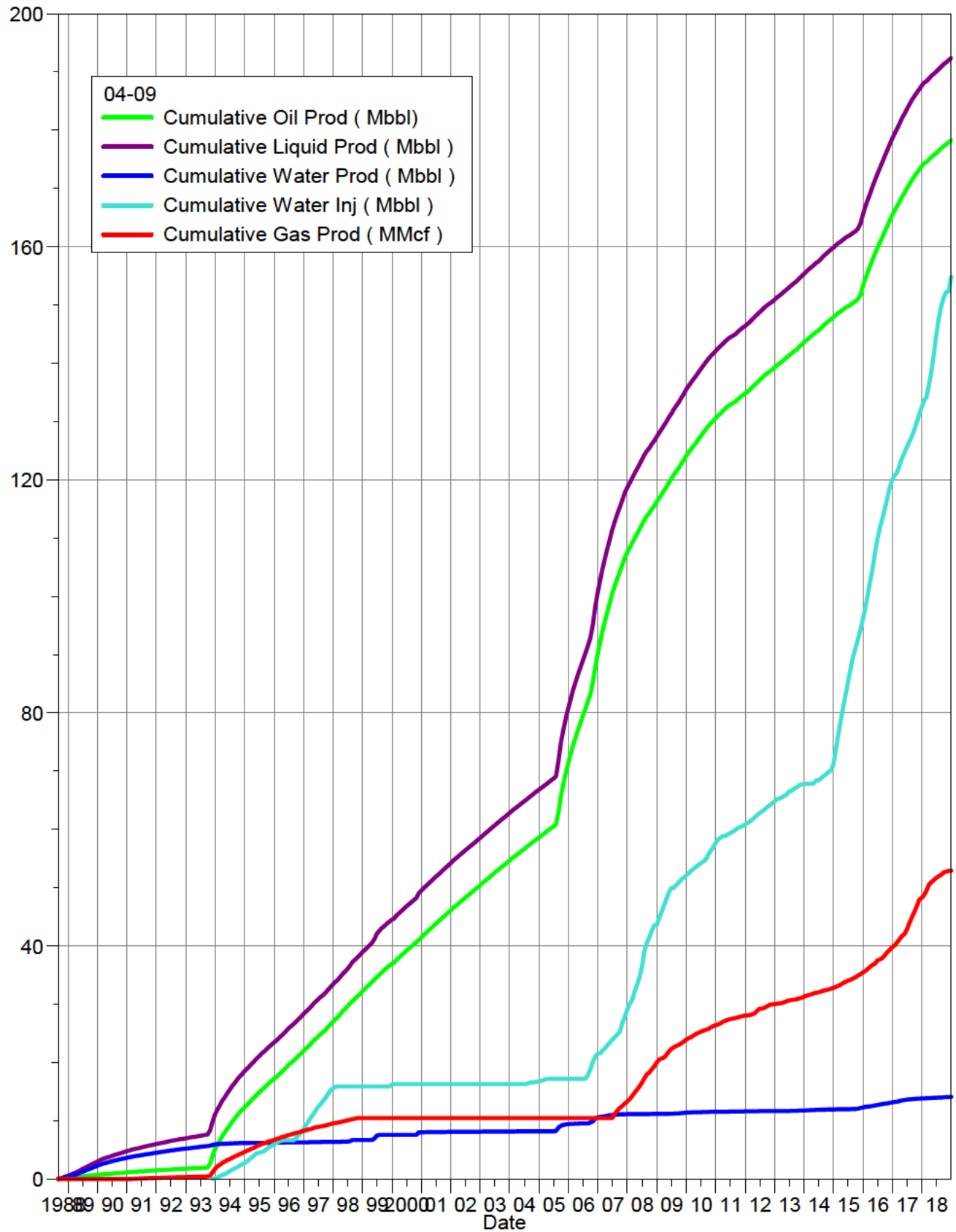
South Pierson Unit 1 Cumulative Production Plot

Pattern: 02-17 Set: PIERSON UNIT 1



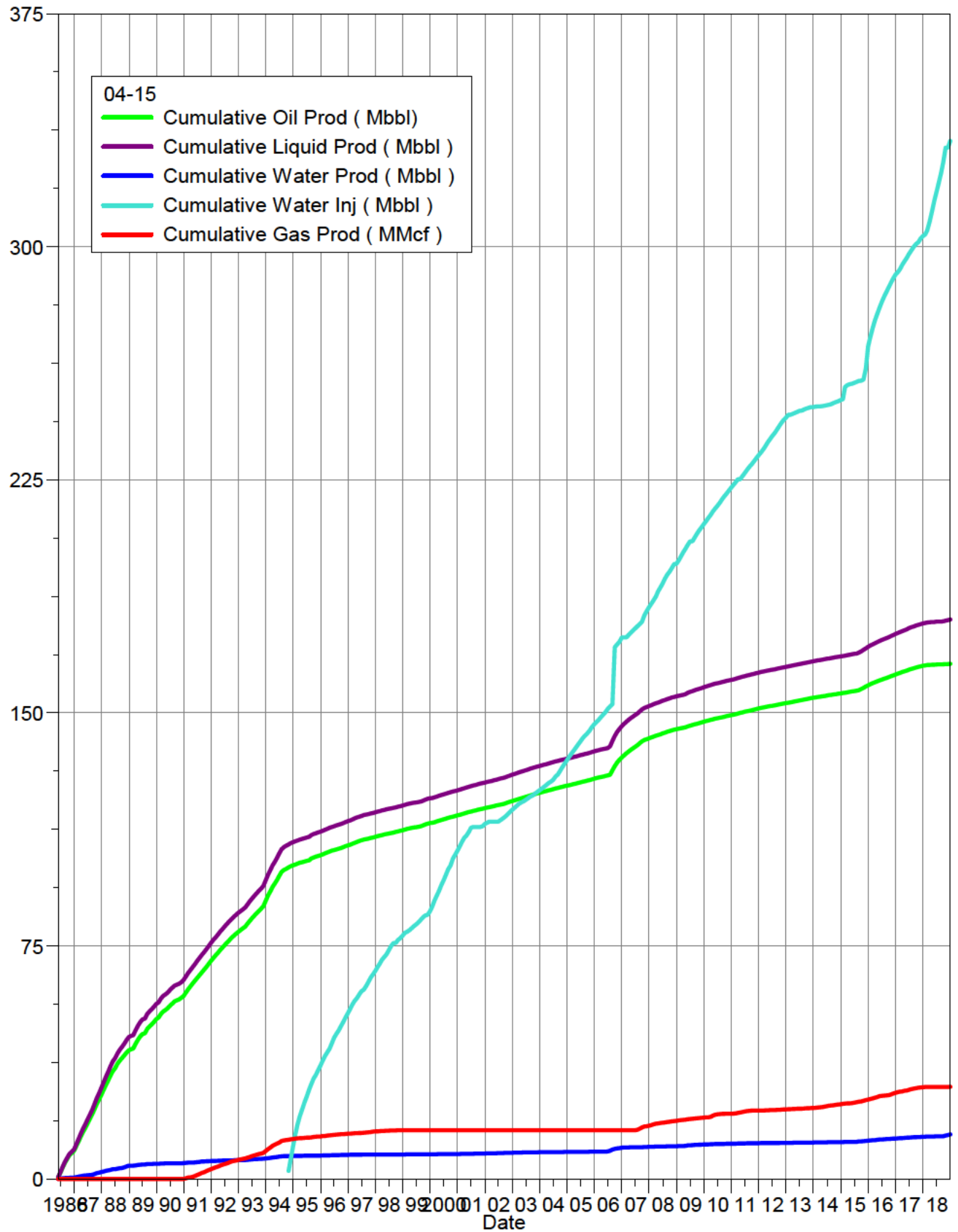
South Pierson Unit 1 Cumulative Production Plot

Pattern: 04-09 Set: PIERSON UNIT 1



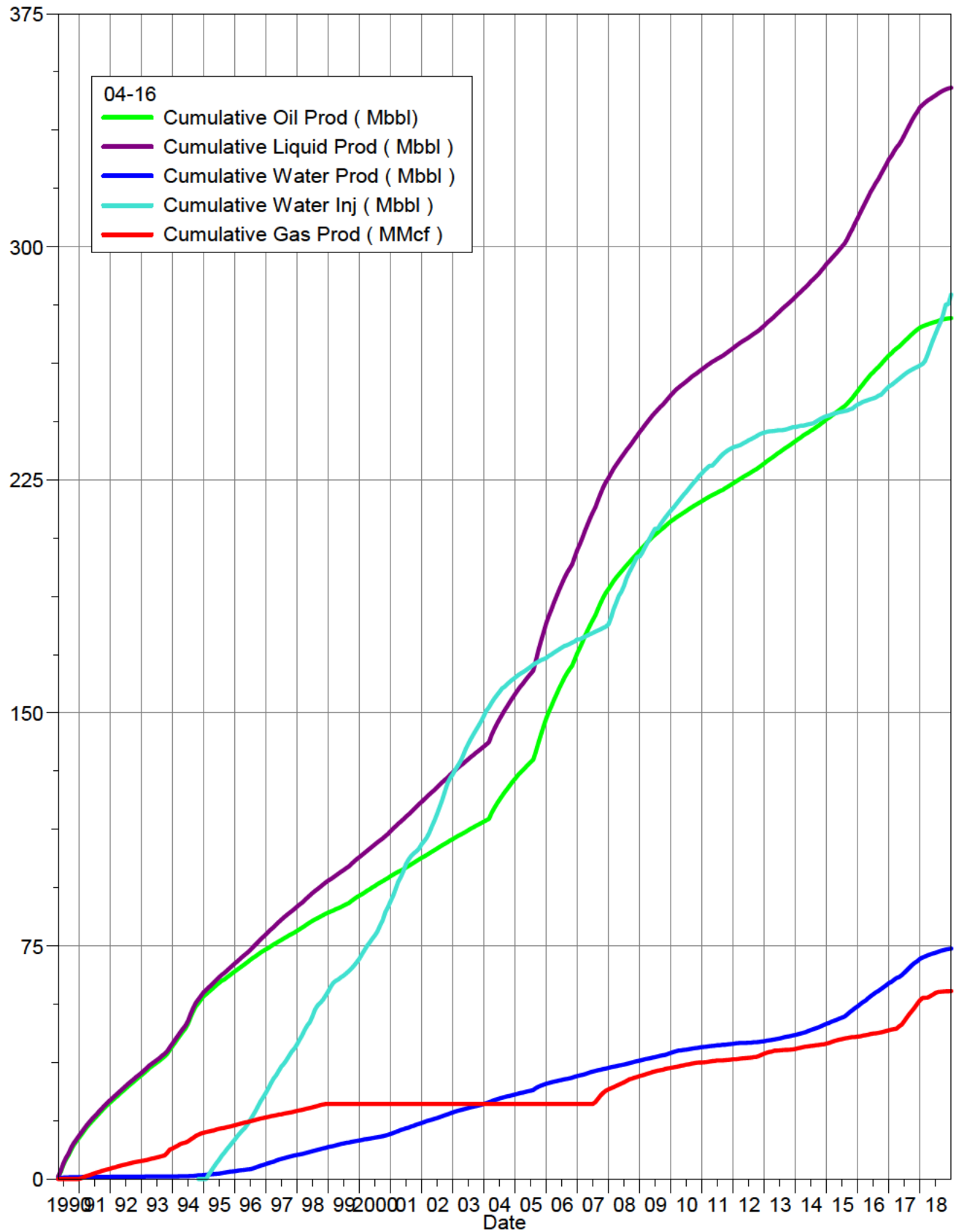
South Pierson Unit 1 Cumulative Production Plot

Pattern: 04-15 Set: PIERSON UNIT 1



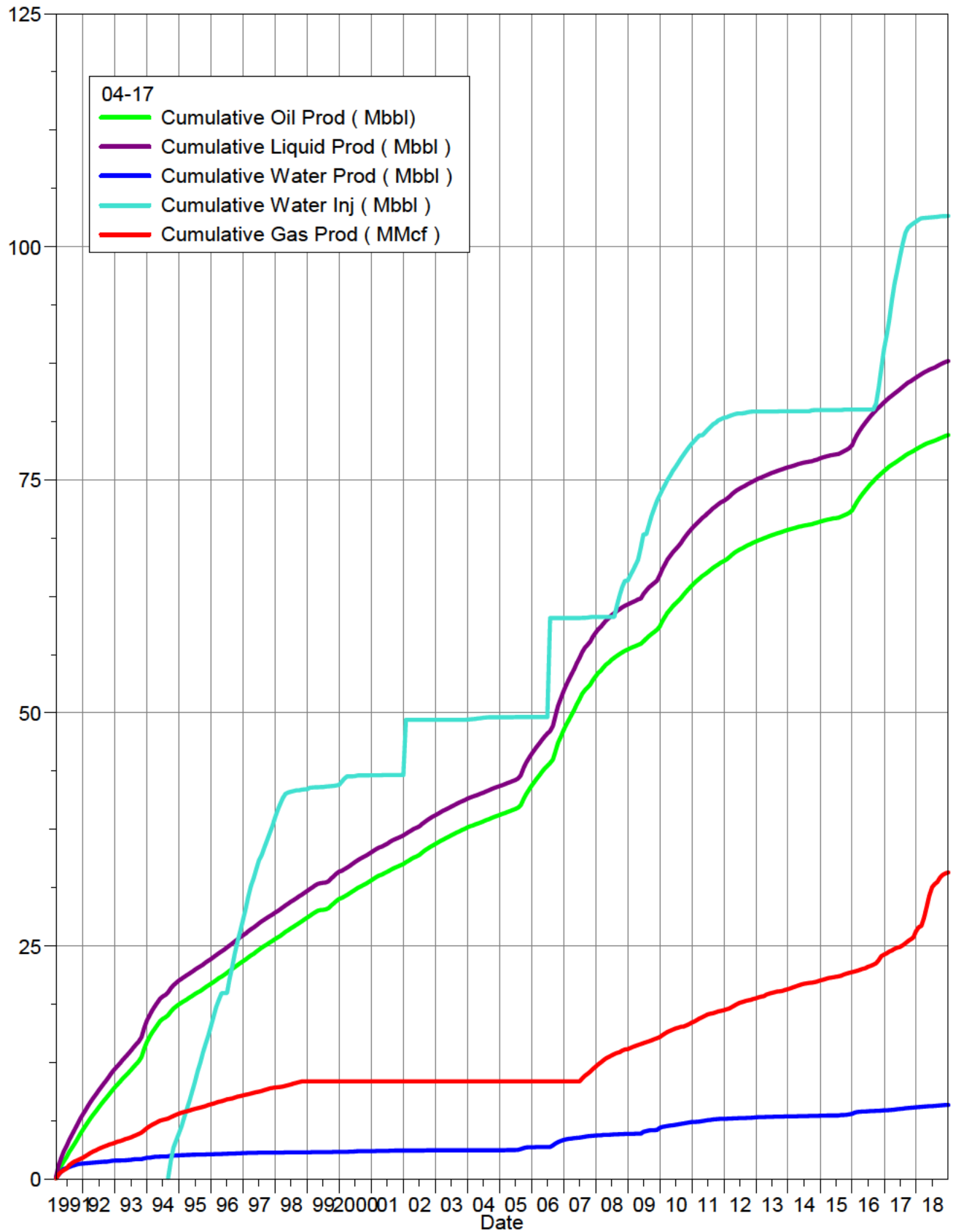
South Pierson Unit 1 Cumulative Production Plot

Pattern: 04-16 Set: PIERSON UNIT 1



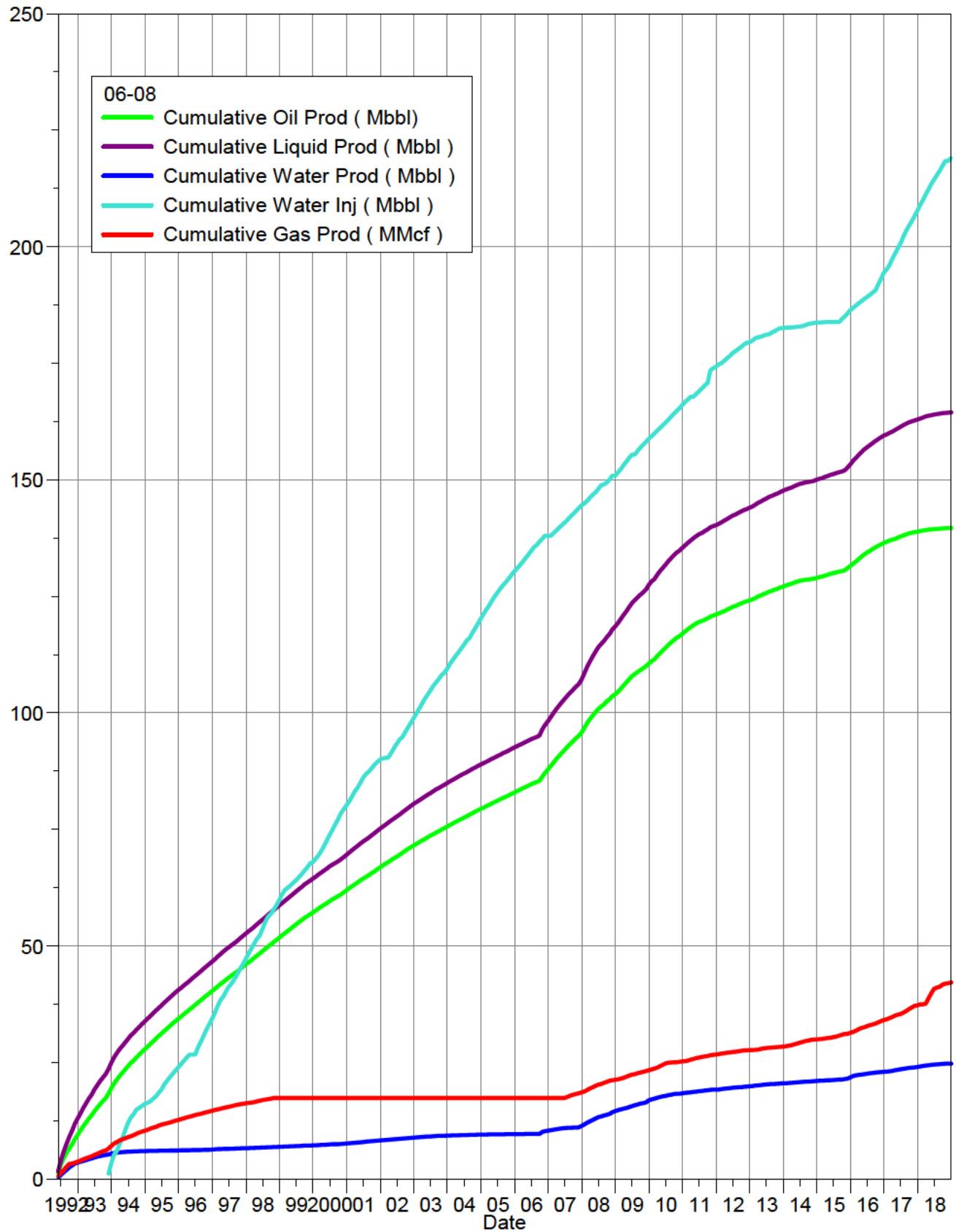
South Pierson Unit 1 Cumulative Production Plot

Pattern: 04-17 Set: PIERSON UNIT 1



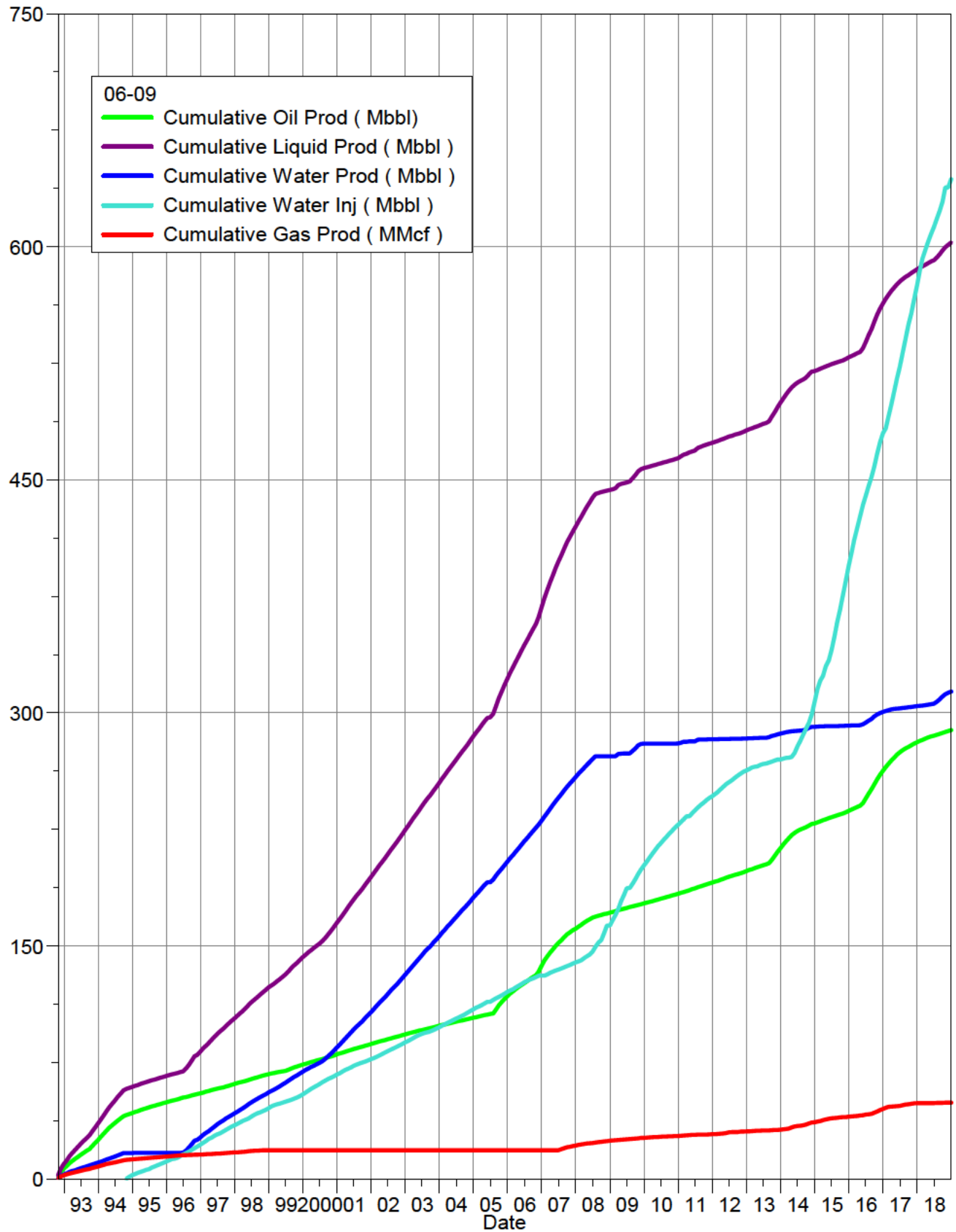
South Pierson Unit 1 Cumulative Production Plot

Pattern: 06-08 Set: PIERSON UNIT 1



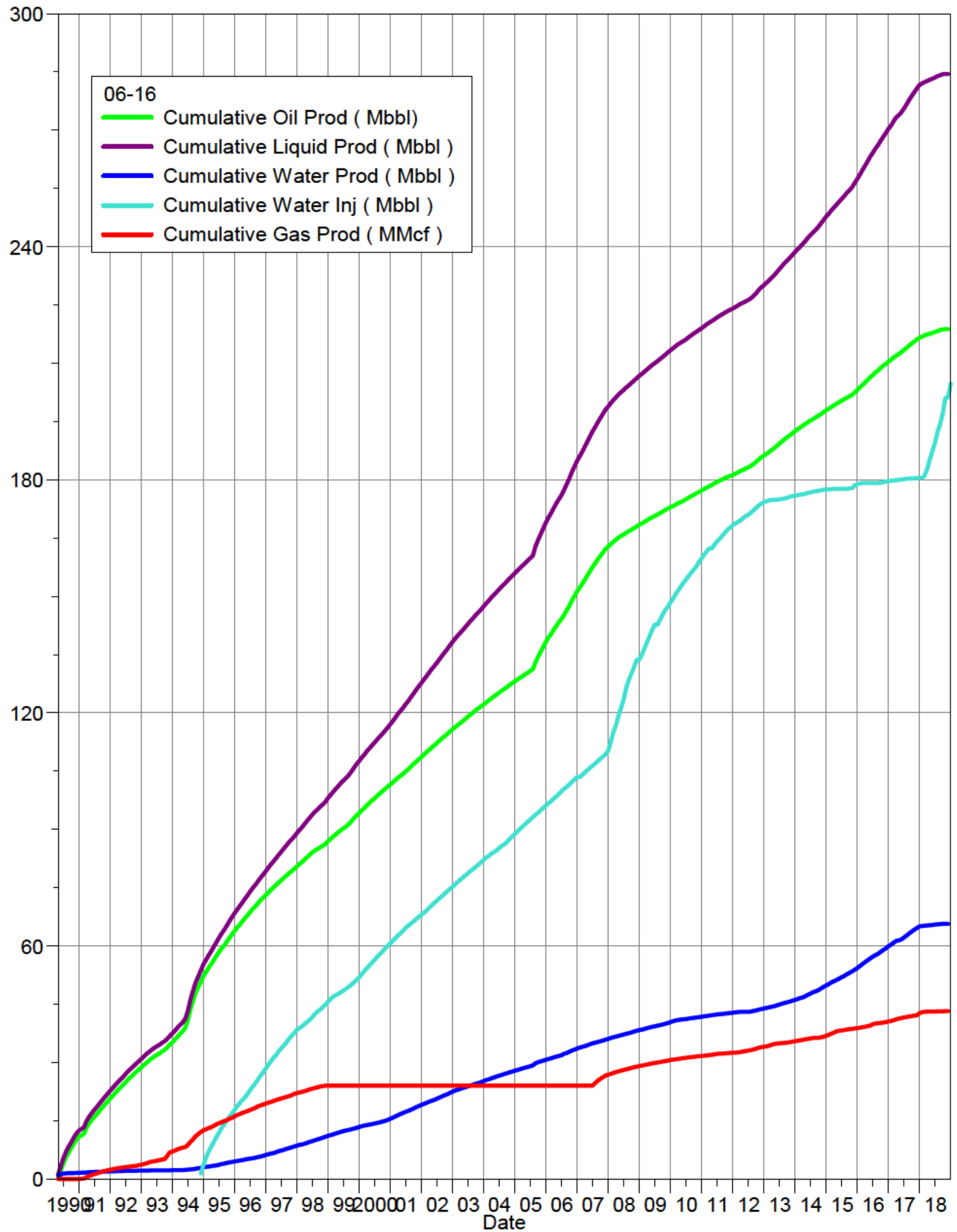
South Pierson Unit 1 Cumulative Production Plot

Pattern: 06-09 Set: PIERSON UNIT 1



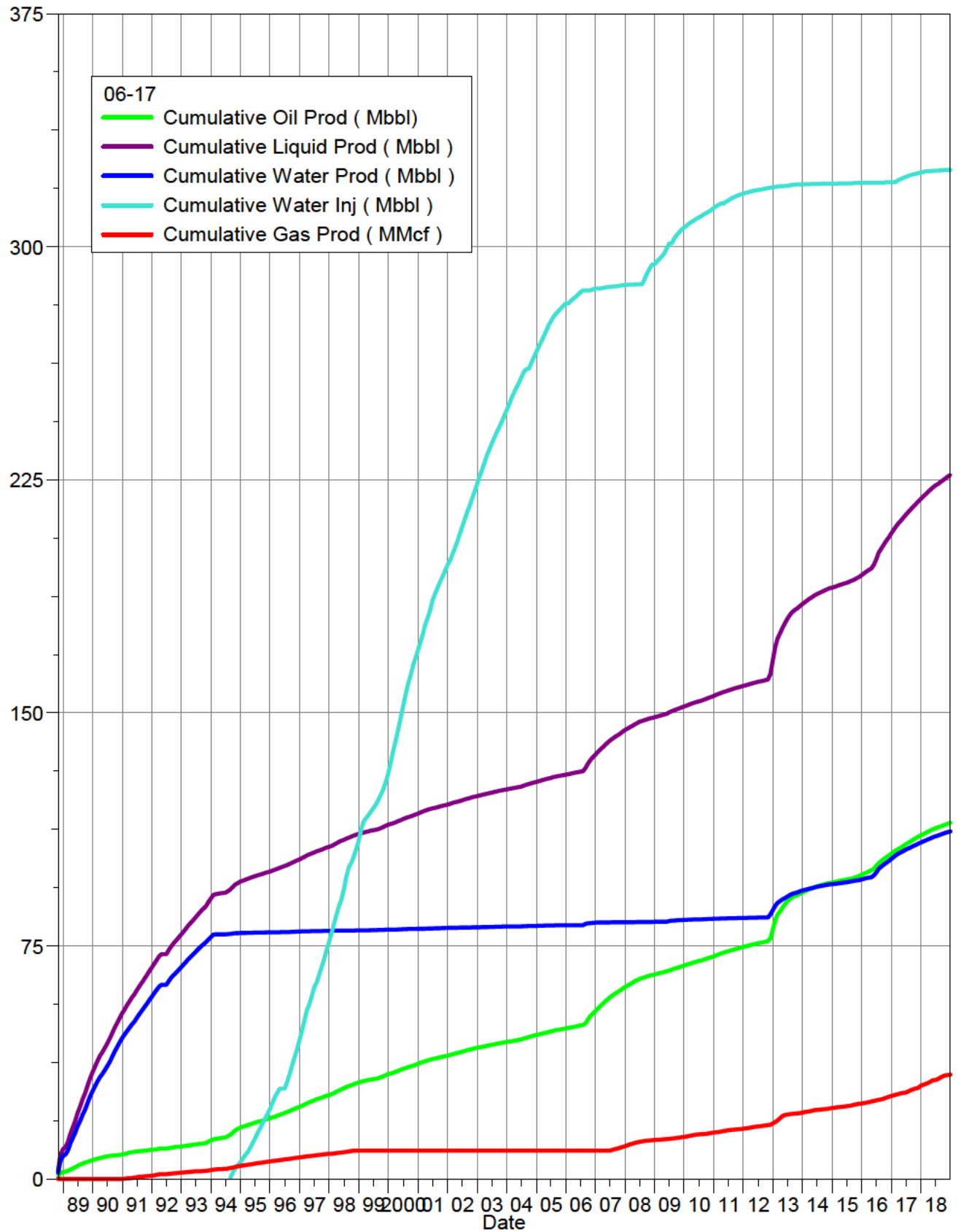
South Pierson Unit 1 Cumulative Production Plot

Pattern: 06-16 Set: PIERSON UNIT 1



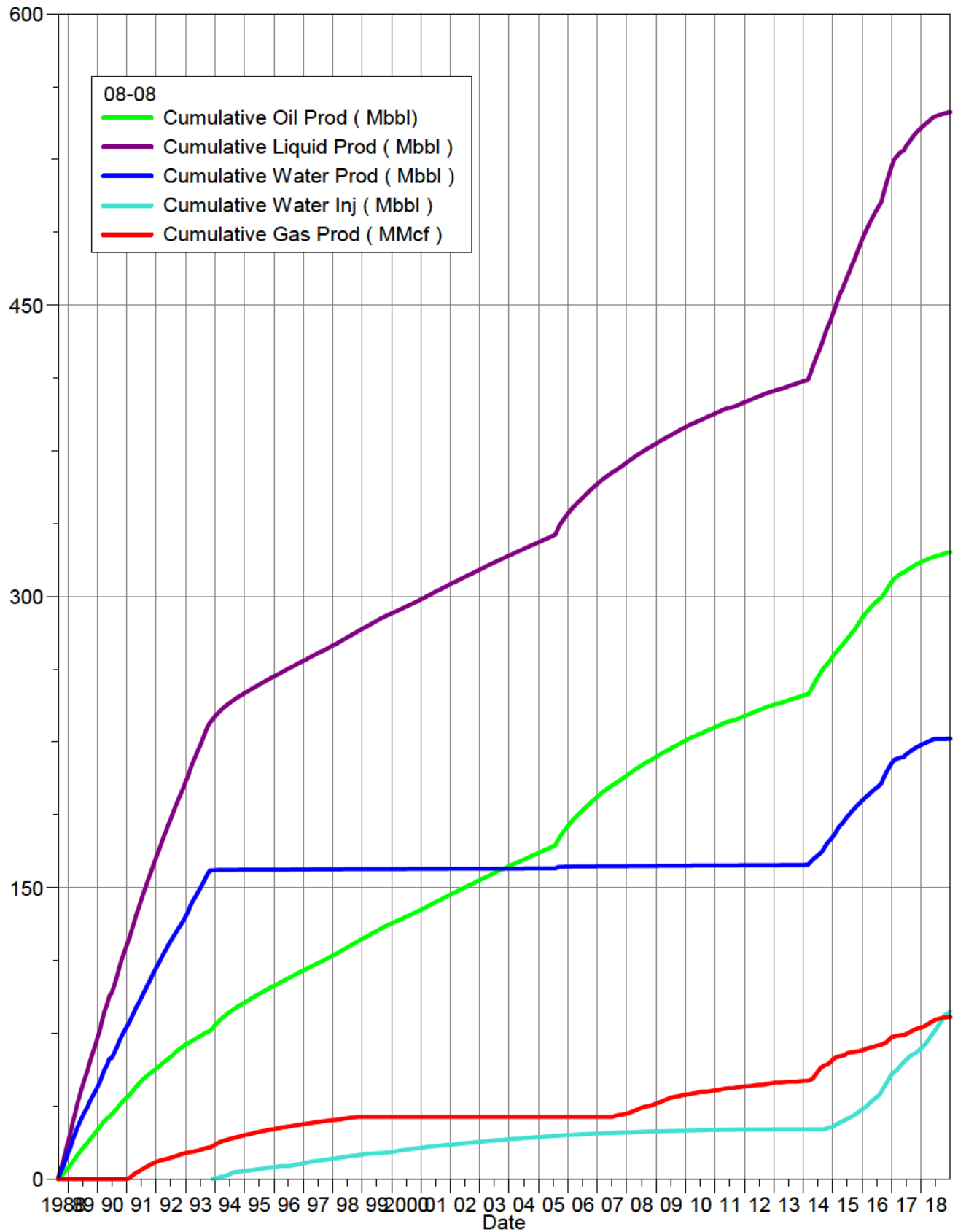
South Pierson Unit 1 Cumulative Production Plot

Pattern: 06-17 Set: PIERSON UNIT 1



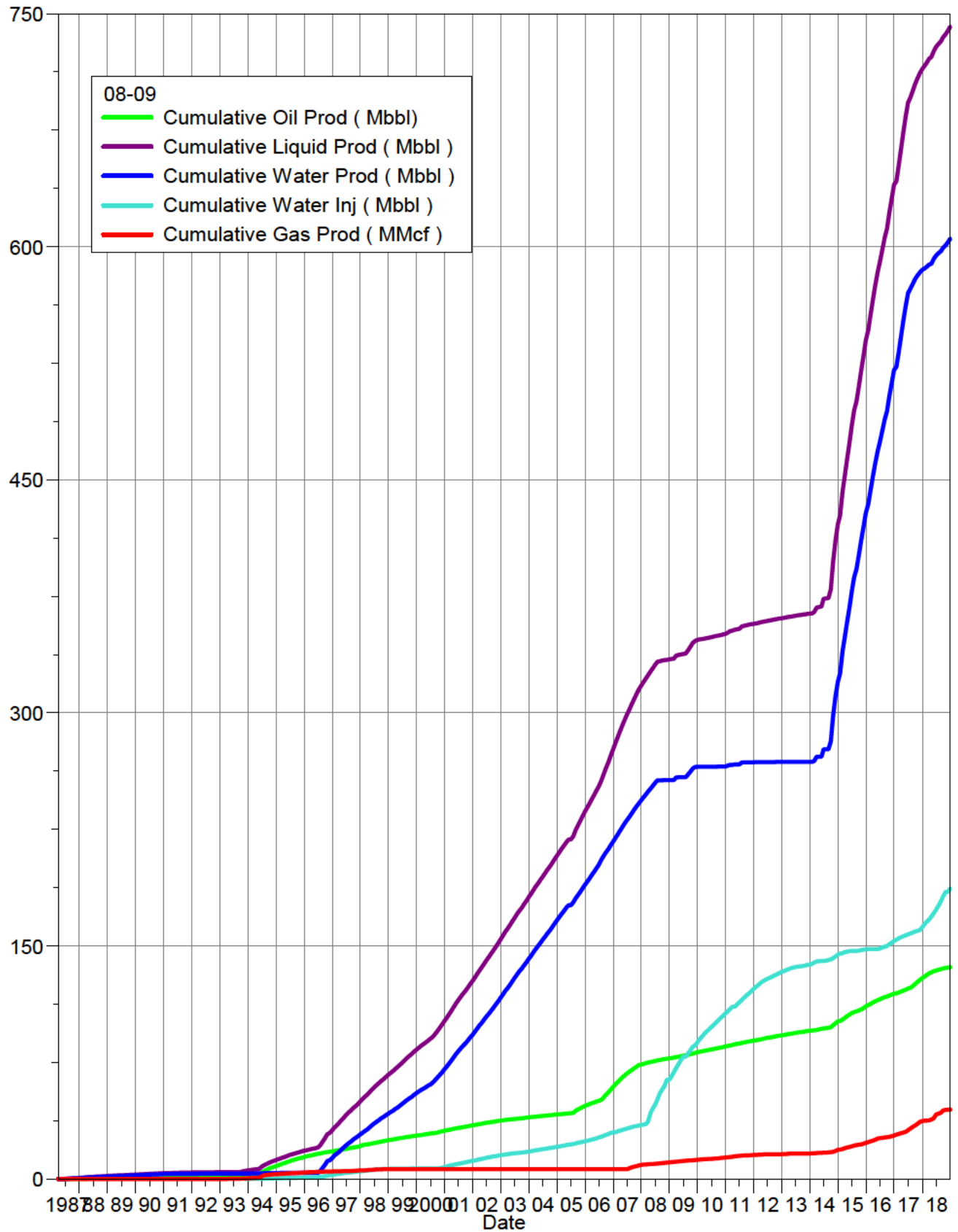
South Pierson Unit 1 Cumulative Production Plot

Pattern: 08-08 Set: PIERSON UNIT 1



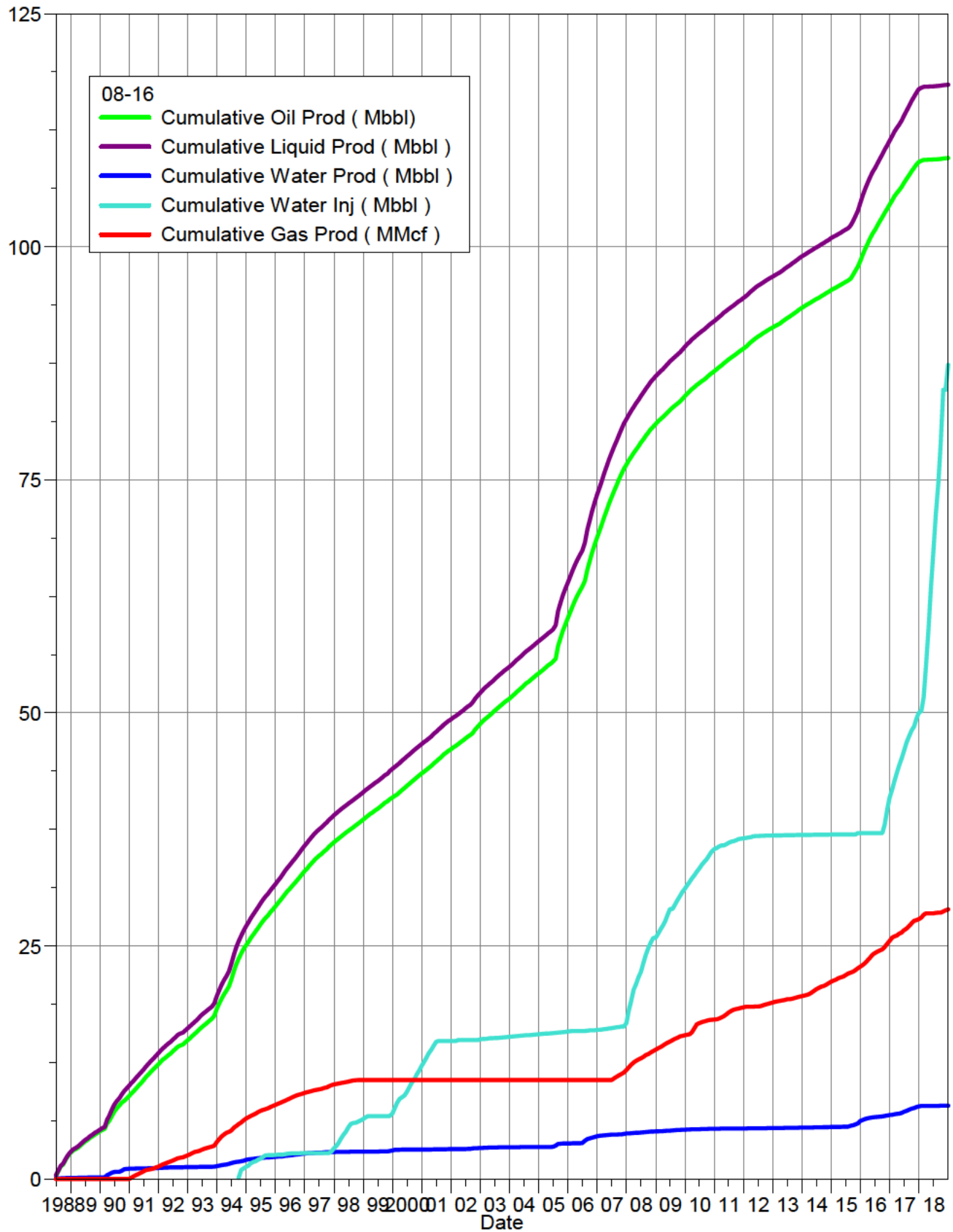
South Pierson Unit 1 Cumulative Production Plot

Pattern: 08-09 Set: PIERSON UNIT 1



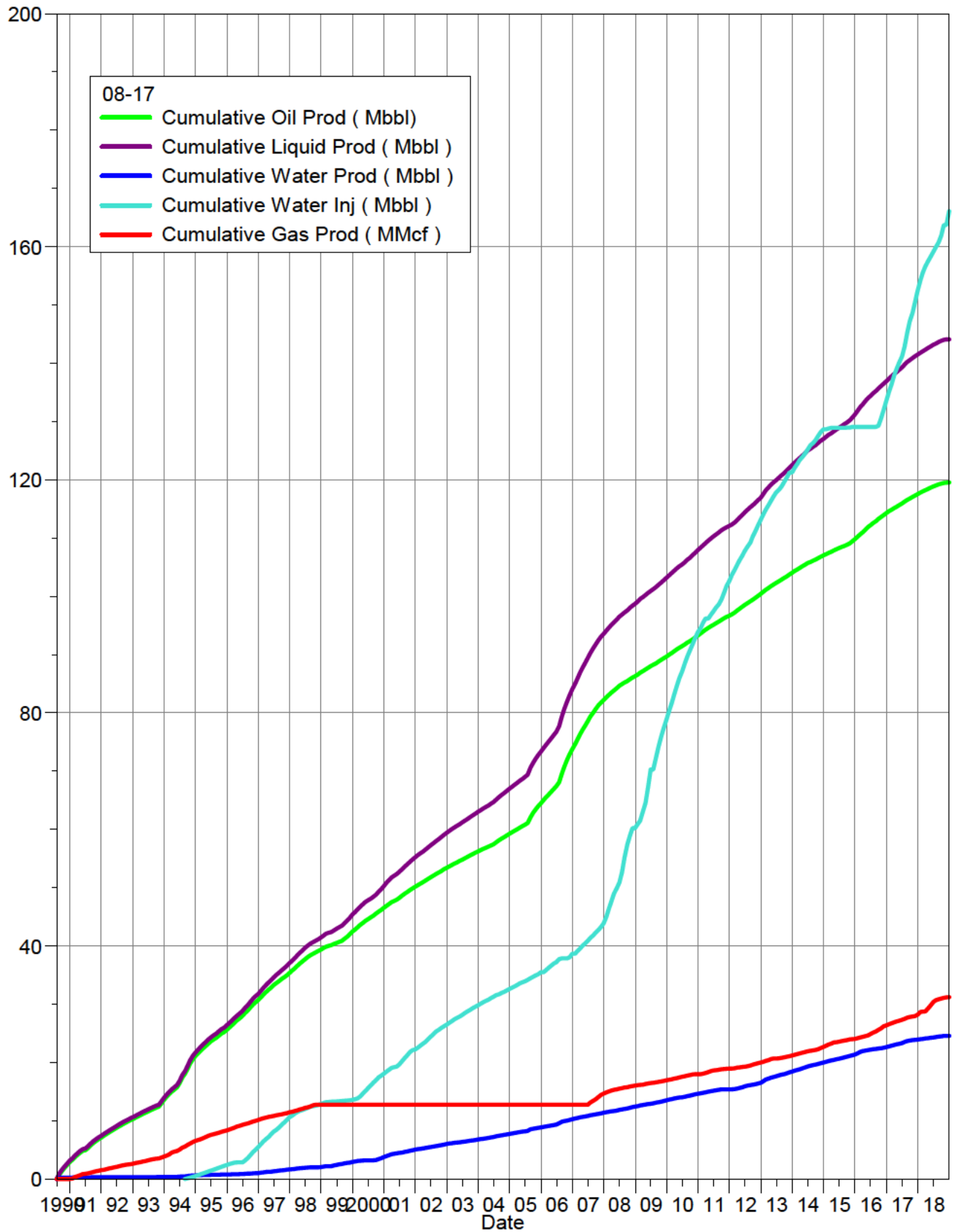
South Pierson Unit 1 Cumulative Production Plot

Pattern: 08-16 Set: PIERSON UNIT 1



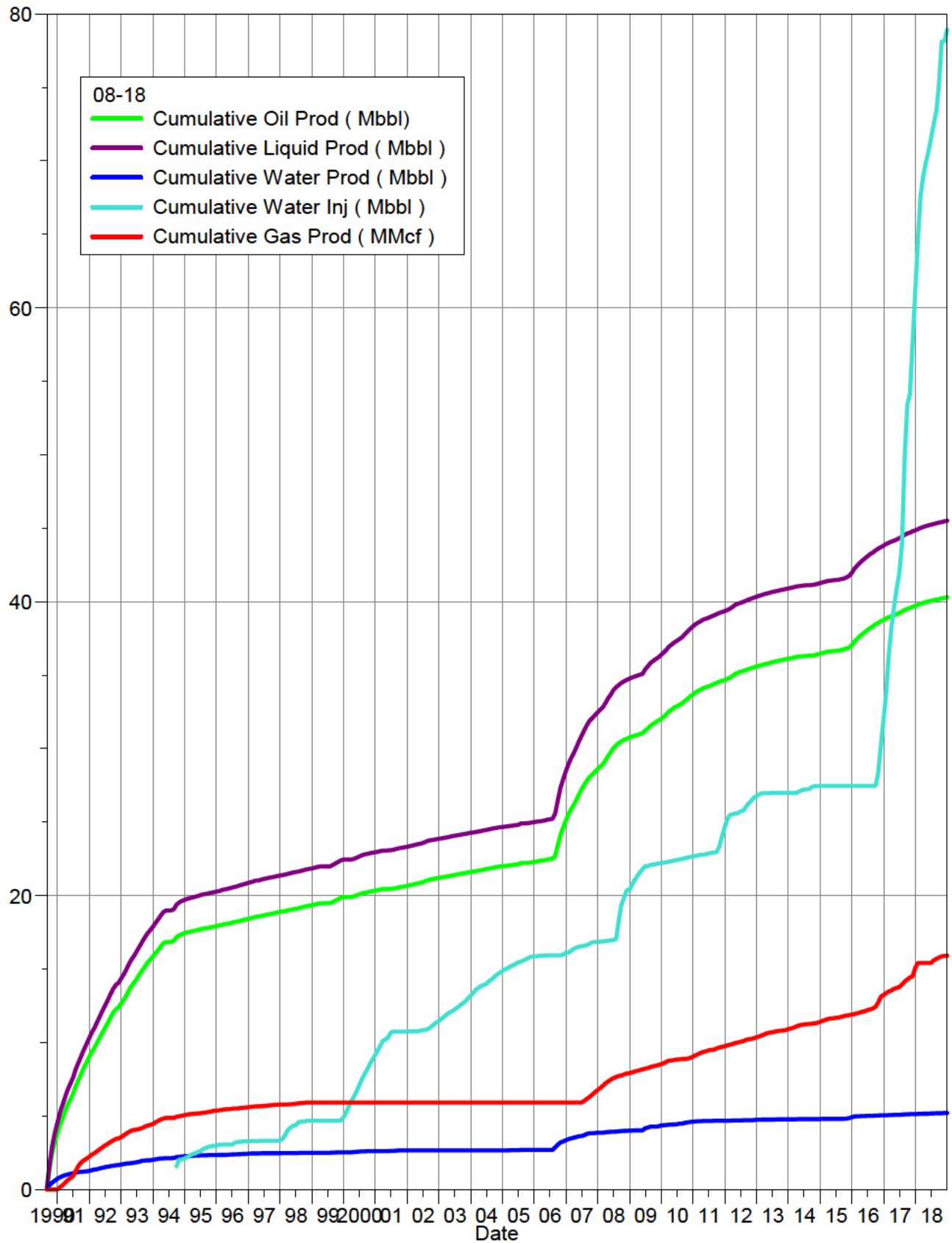
South Pierson Unit 1 Cumulative Production Plot

Pattern: 08-17 Set: PIERSON UNIT 1



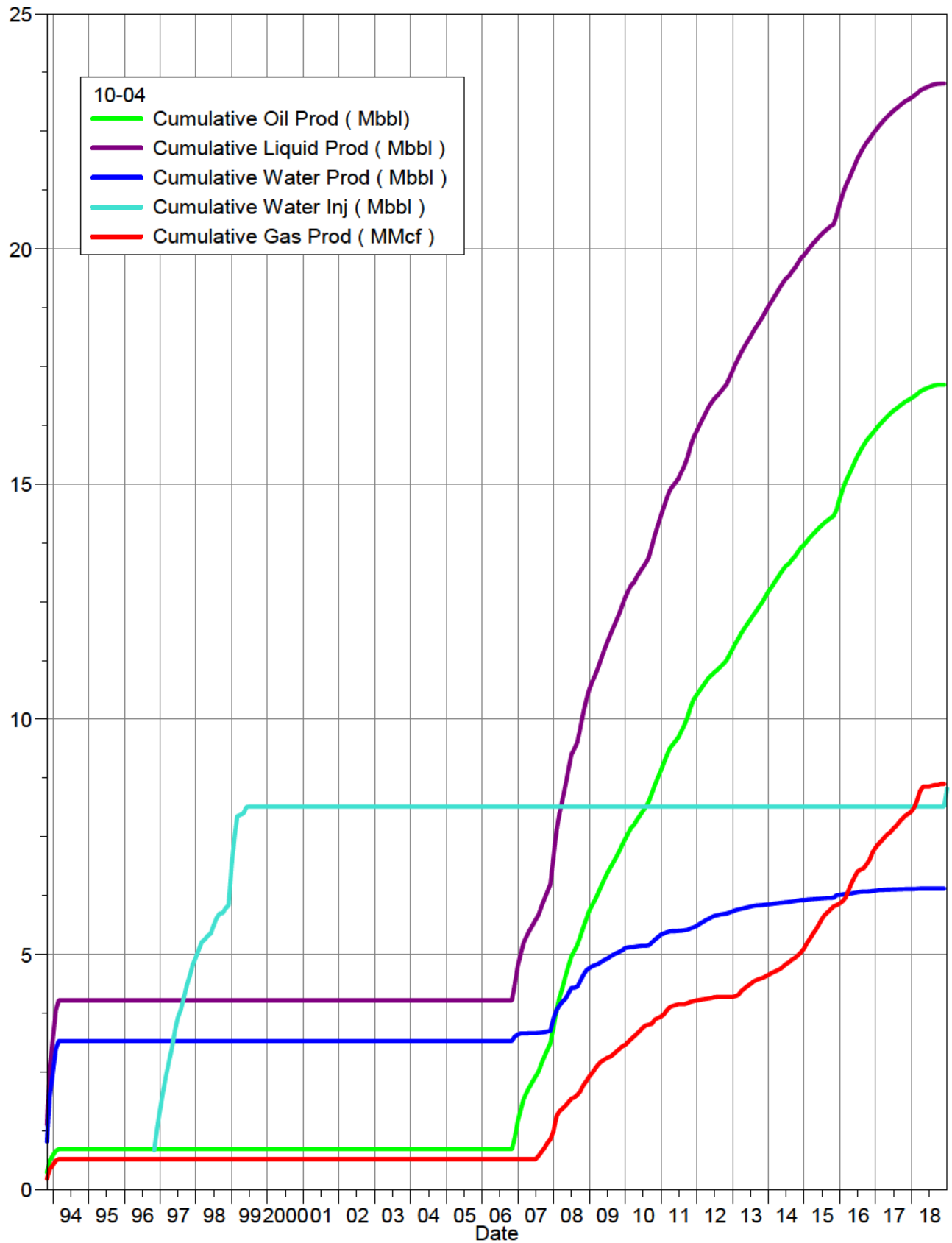
South Pierson Unit 1 Cumulative Production Plot

Pattern: 08-18 Set: PIERSON UNIT 1



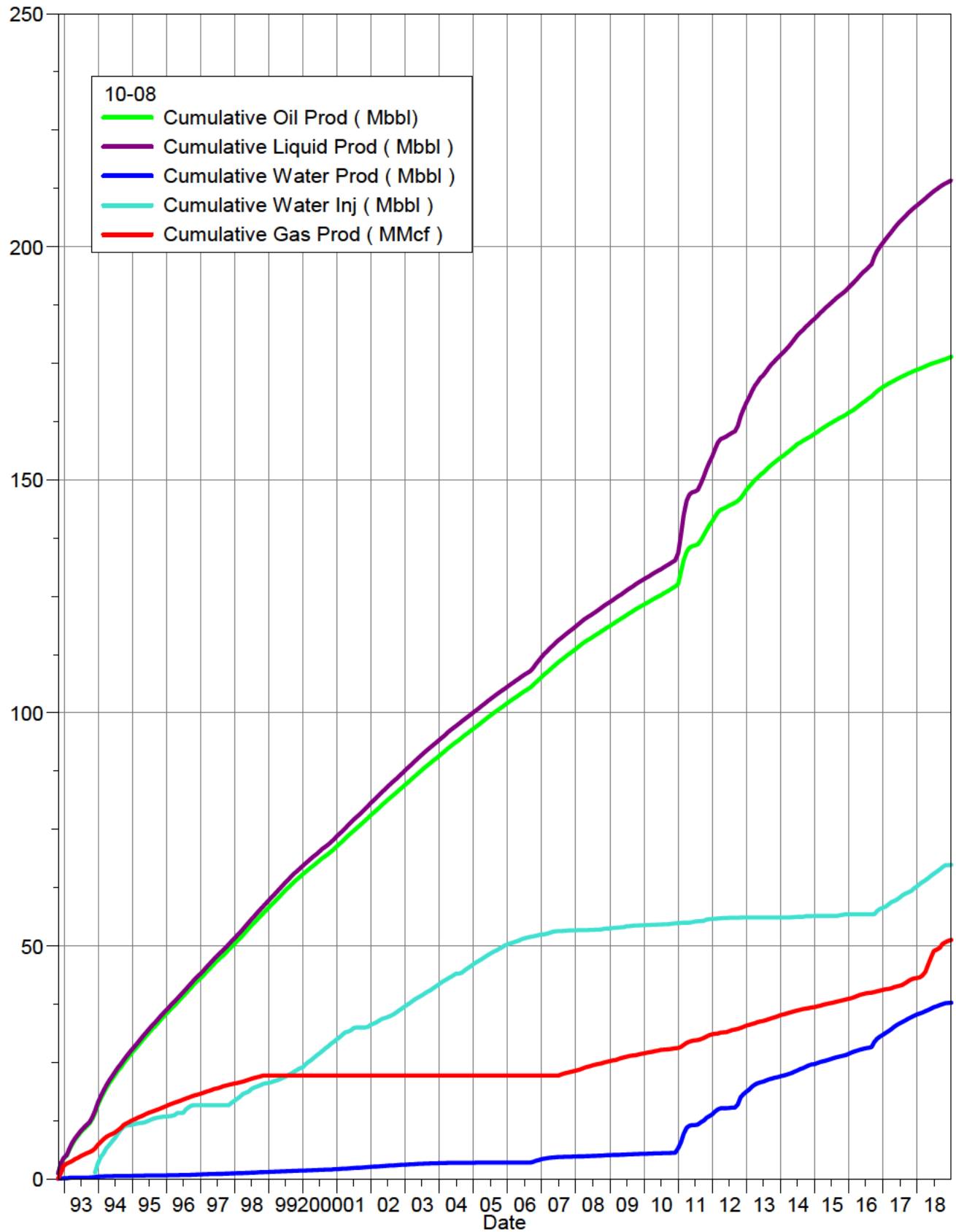
South Pierson Unit 1 Cumulative Production Plot

Pattern: 10-04 Set: PIERSON UNIT 1



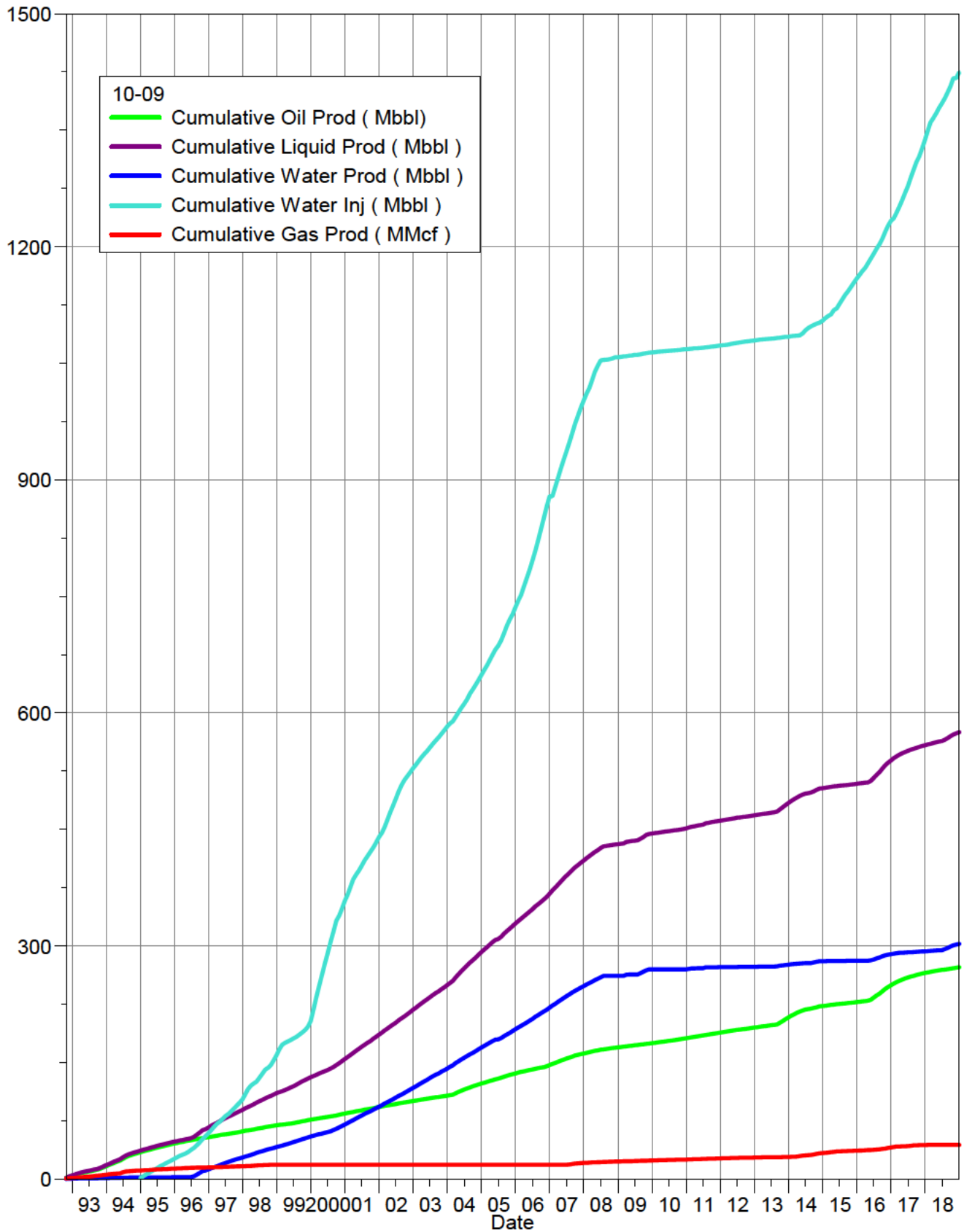
South Pierson Unit 1 Cumulative Production Plot

Pattern: 10-08 Set: PIERSON UNIT 1



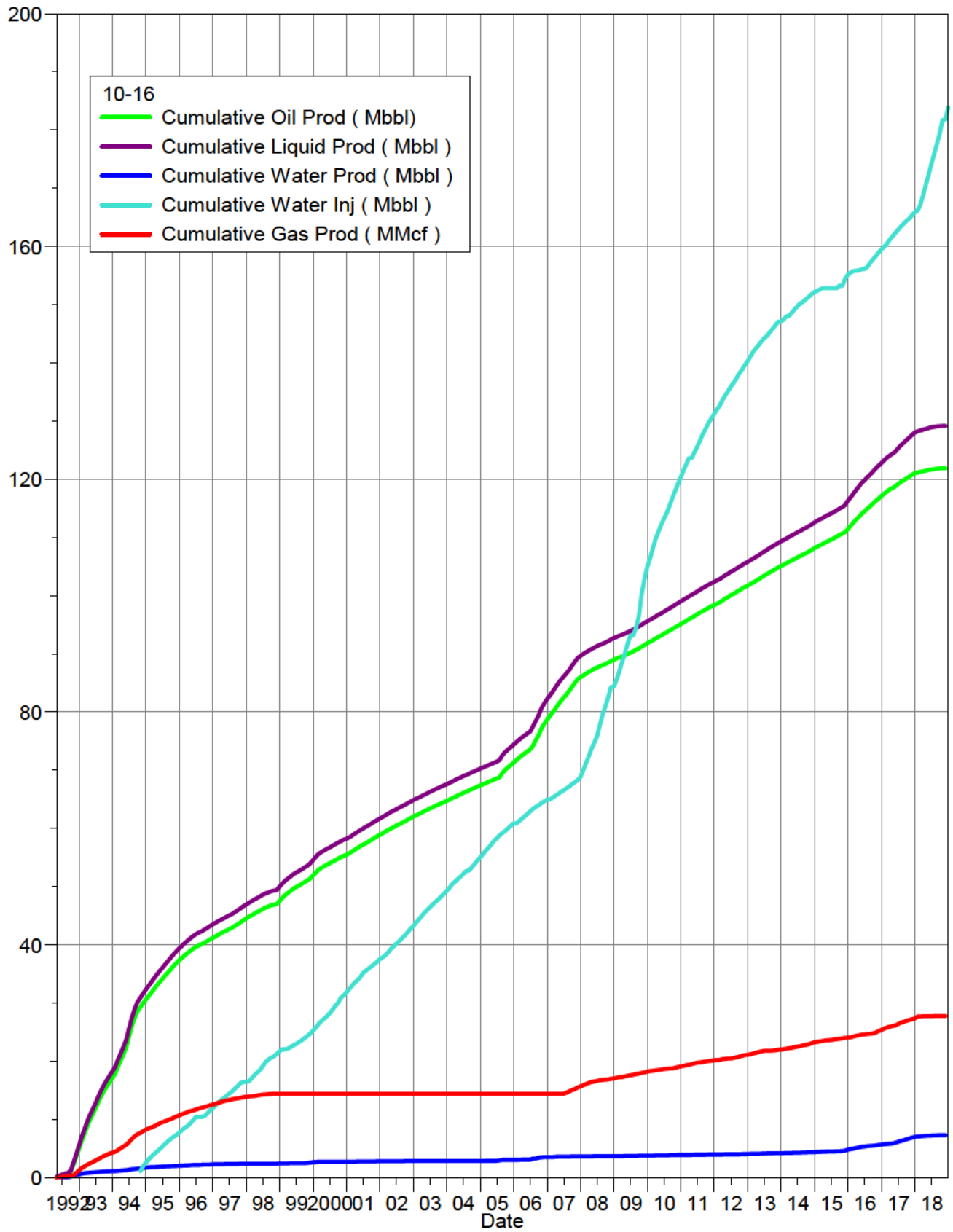
South Pierson Unit 1 Cumulative Production Plot

Pattern: 10-09 Set: PIERSON UNIT 1



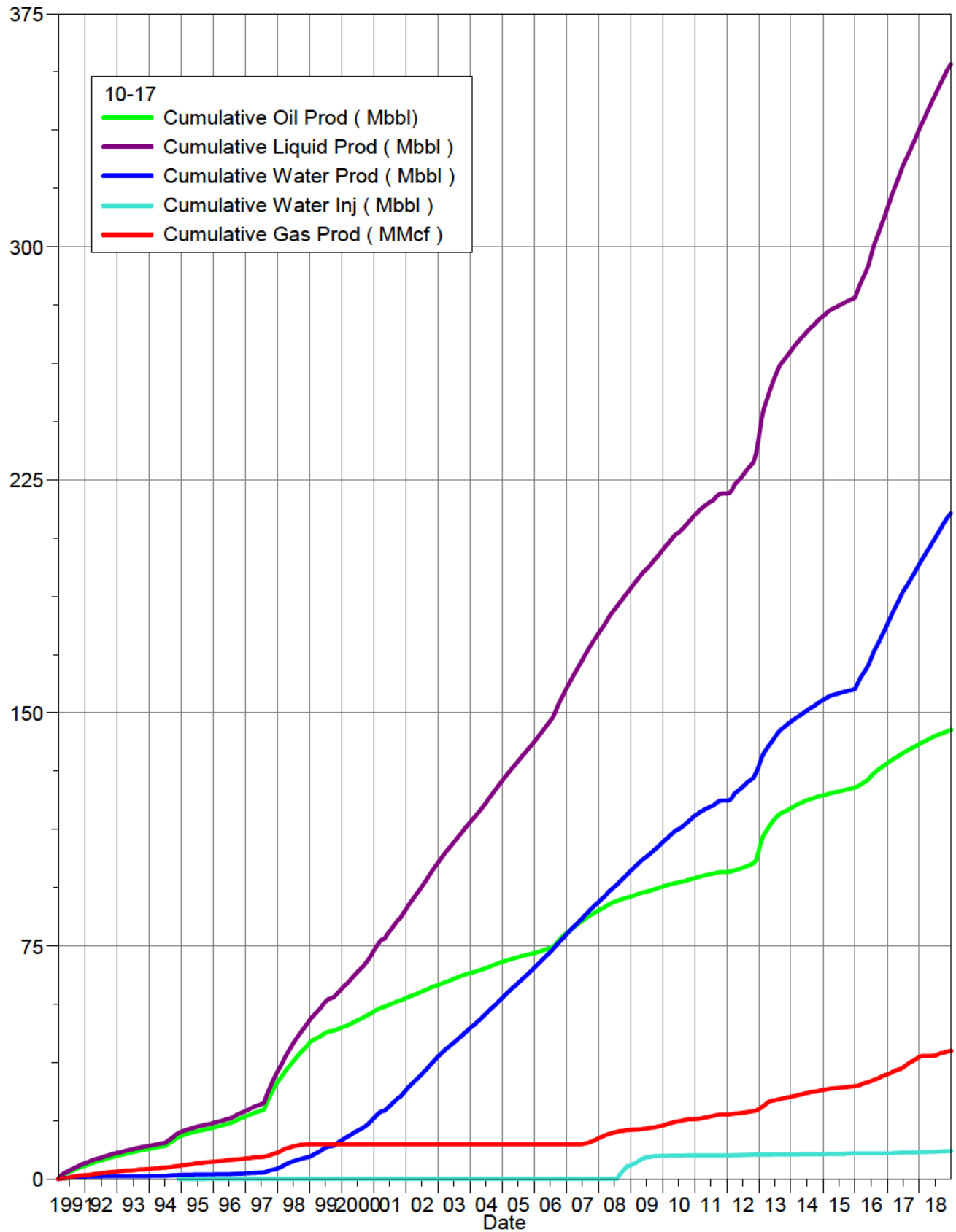
South Pierson Unit 1 Cumulative Production Plot

Pattern: 10-16 Set: PIERSON UNIT 1



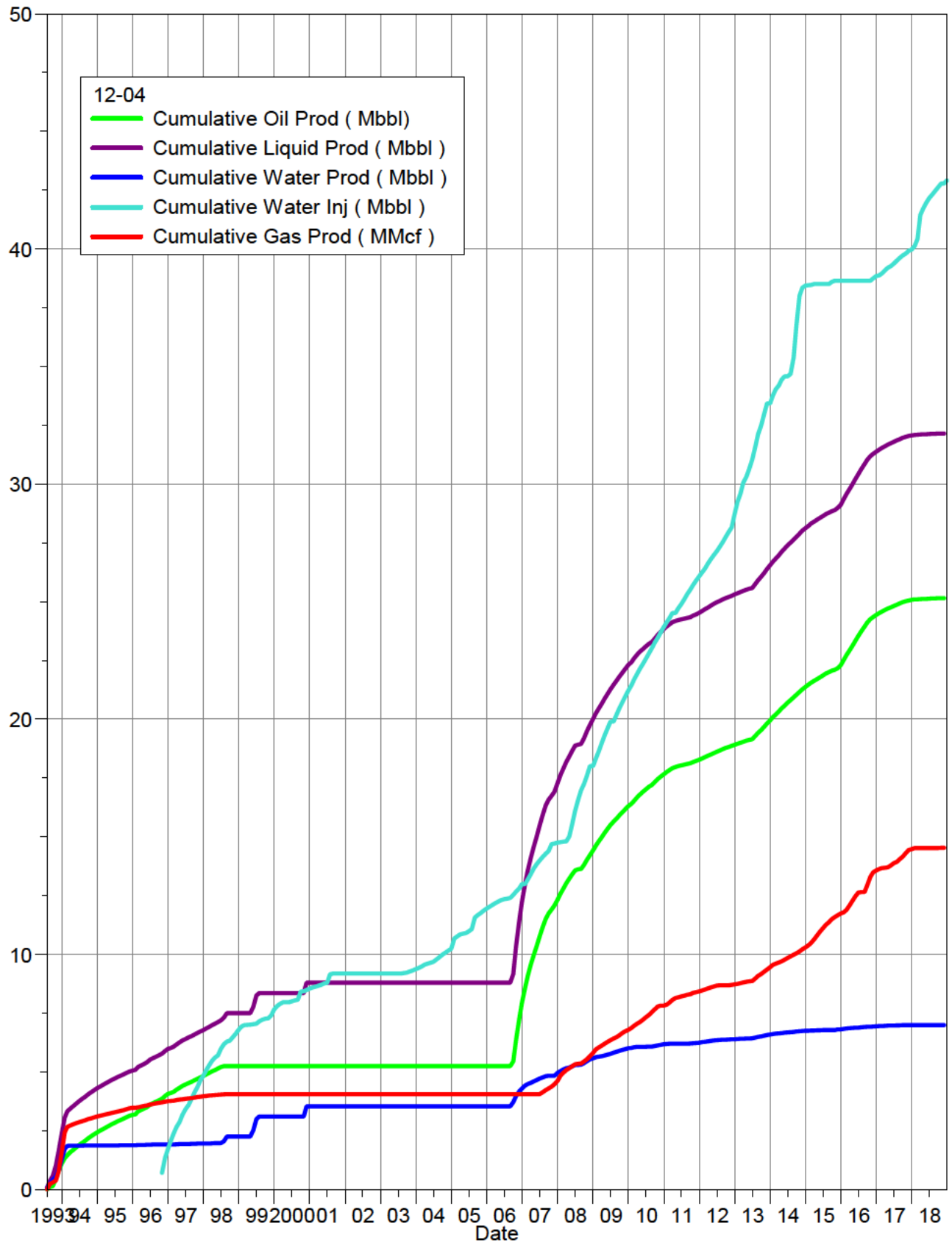
South Pierson Unit 1 Cumulative Production Plot

Pattern: 10-17 Set: PIERSON UNIT 1



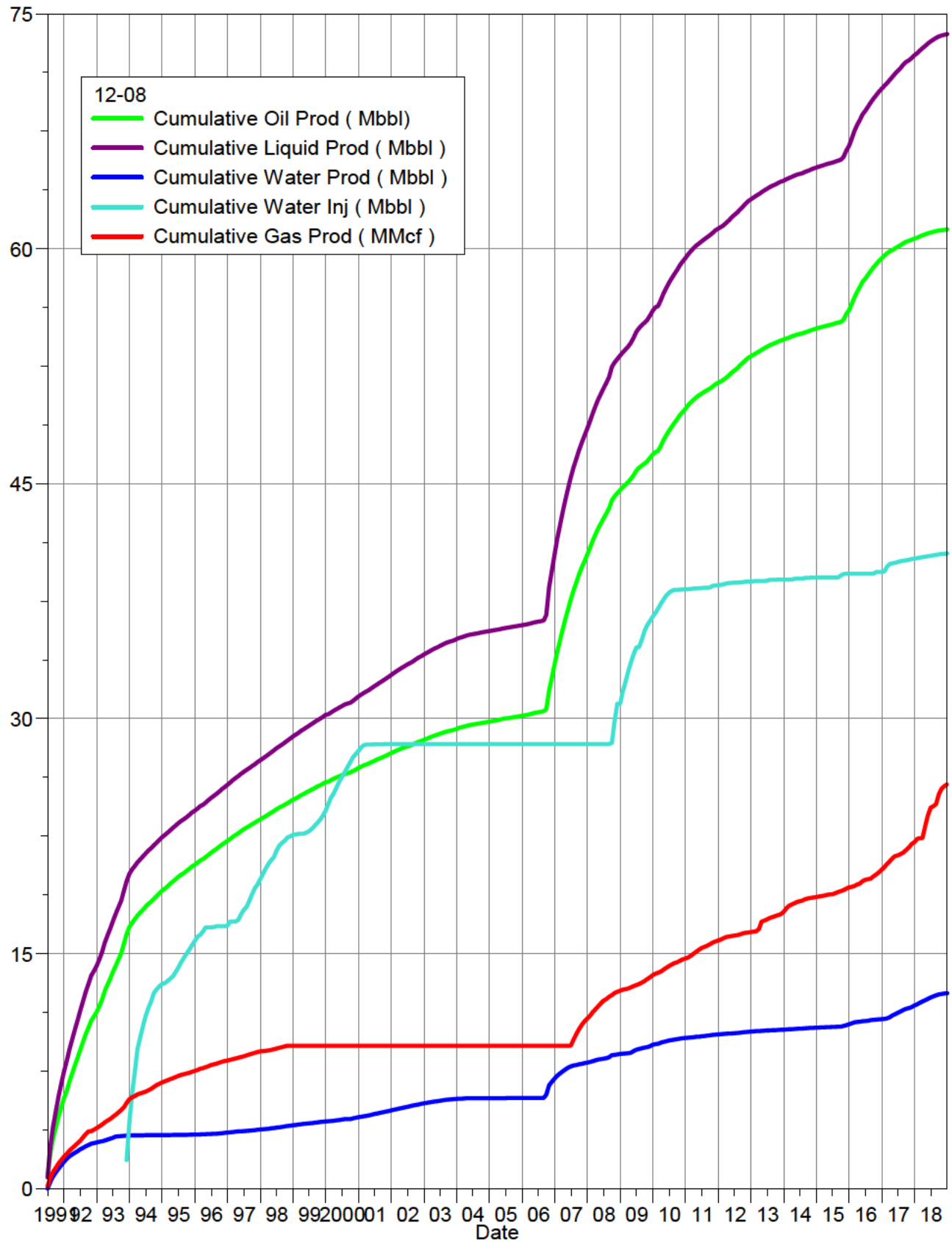
South Pierson Unit 1 Cumulative Production Plot

Pattern: 12-04 Set: PIERSON UNIT 1



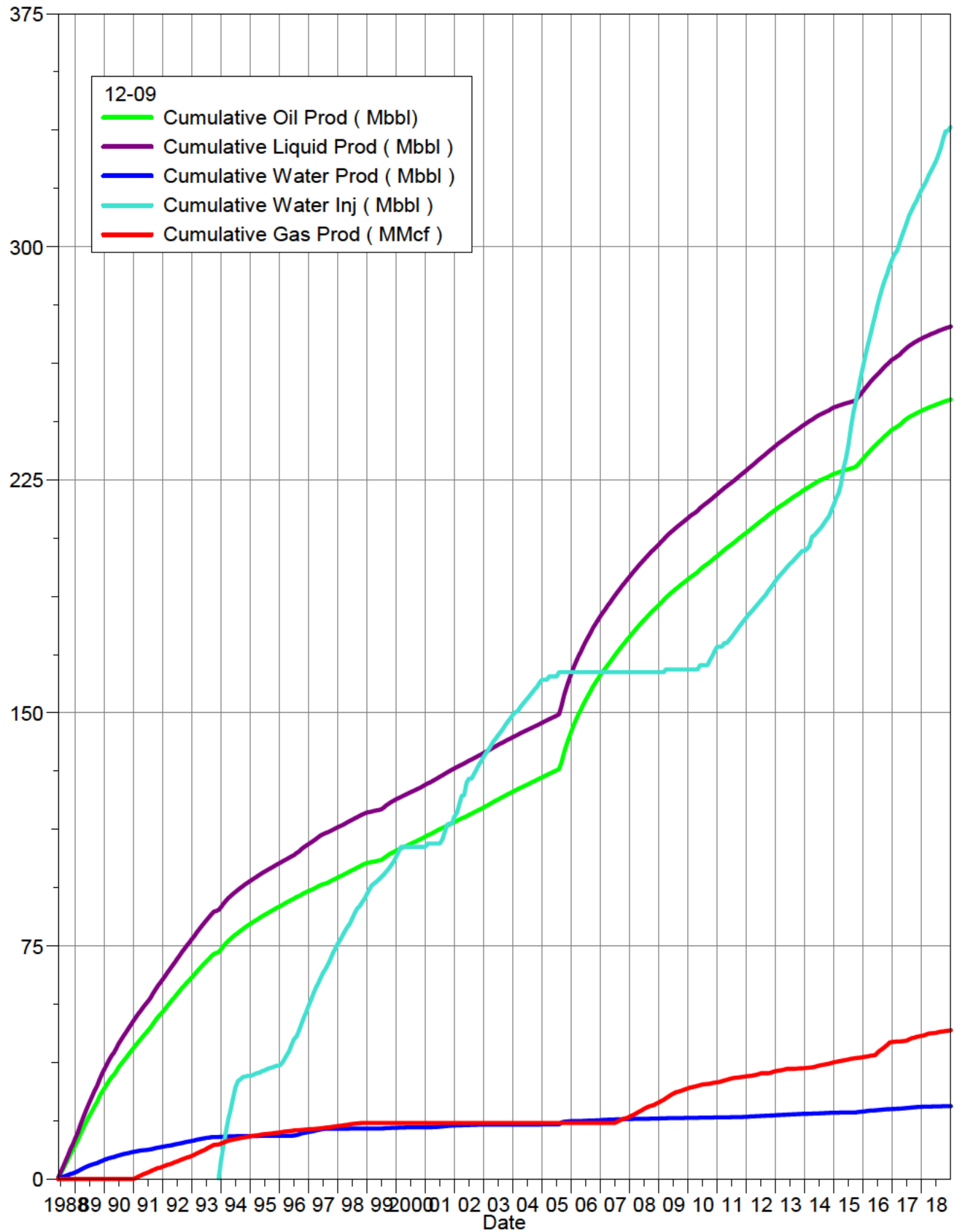
South Pierson Unit 1 Cumulative Production Plot

Pattern: 12-08 Set: PIERSON UNIT 1



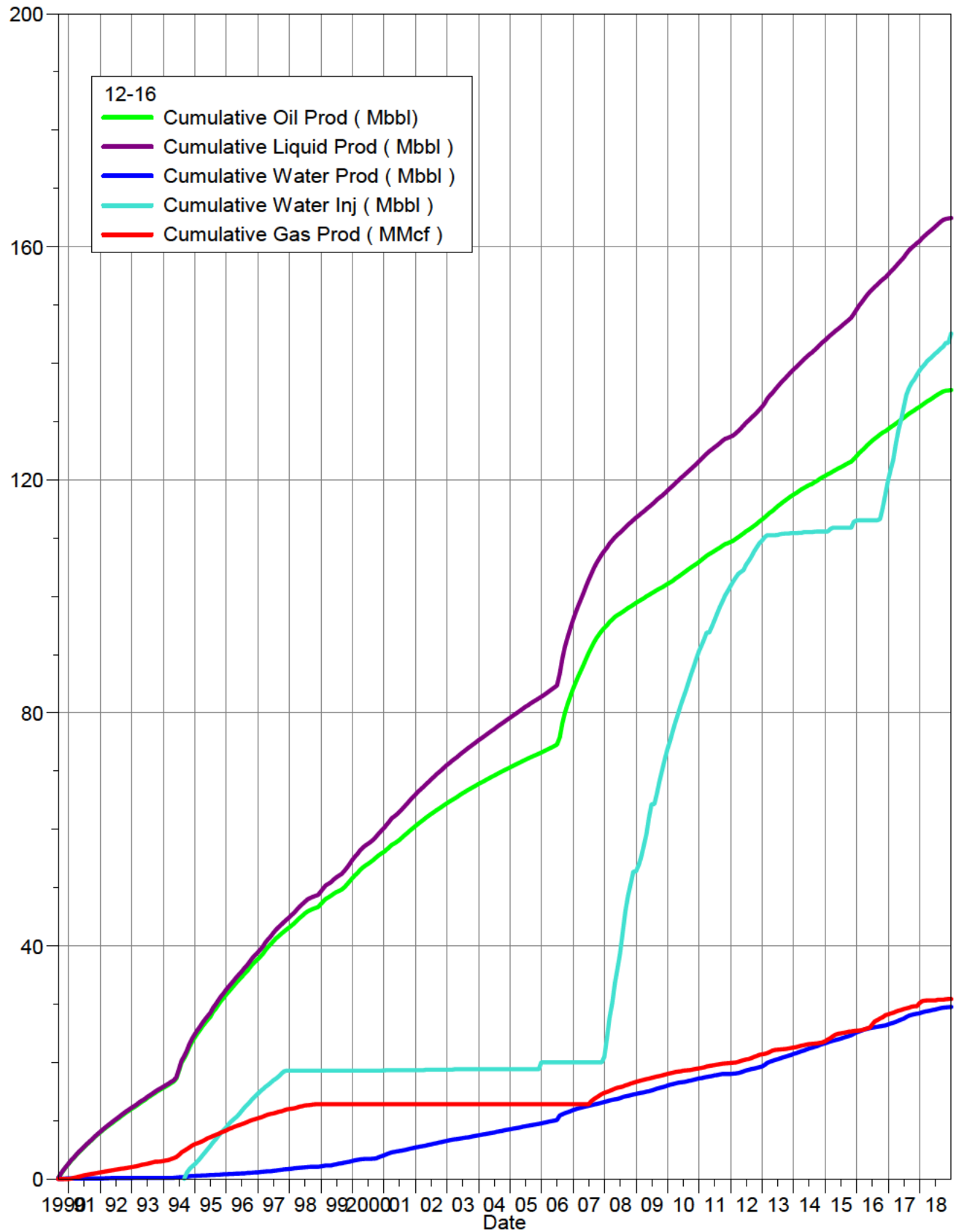
South Pierson Unit 1 Cumulative Production Plot

Pattern: 12-09 Set: PIERSON UNIT 1



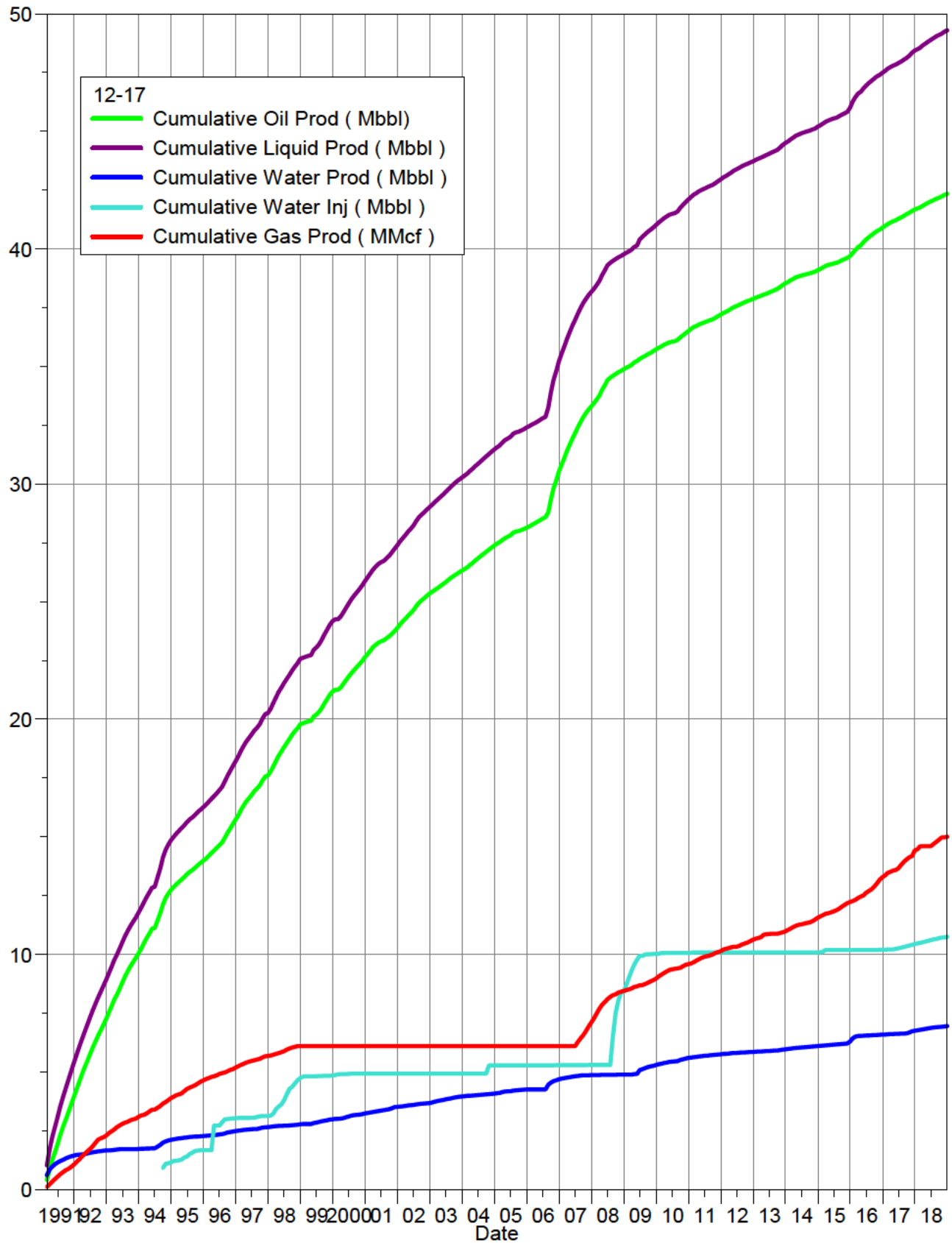
South Pierson Unit 1 Cumulative Production Plot

Pattern: 12-16 Set: PIERSON UNIT 1



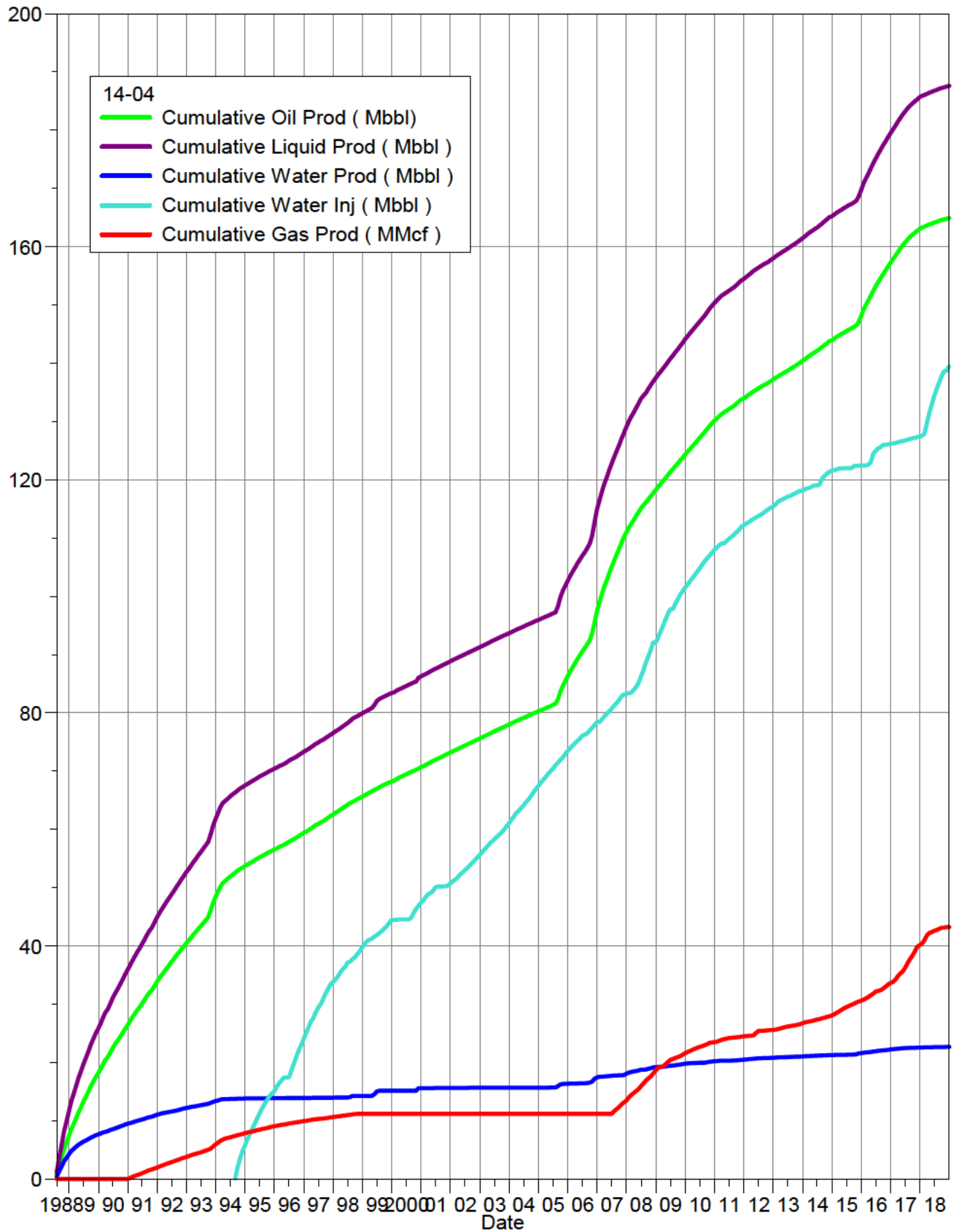
South Pierson Unit 1 Cumulative Production Plot

Pattern: 12-17 Set: PIERSON UNIT 1



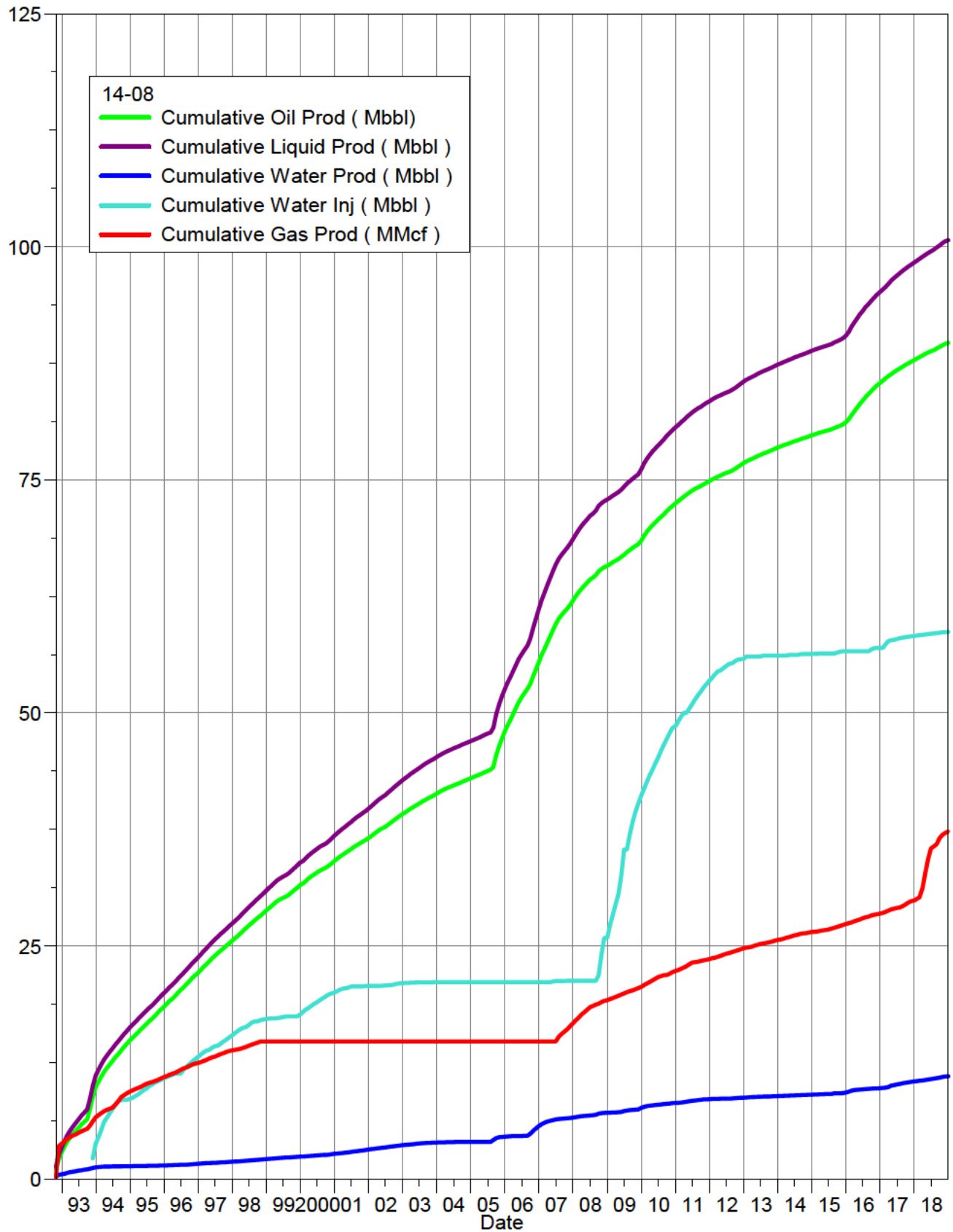
South Pierson Unit 1 Cumulative Production Plot

Pattern: 14-04 Set: PIERSON UNIT 1



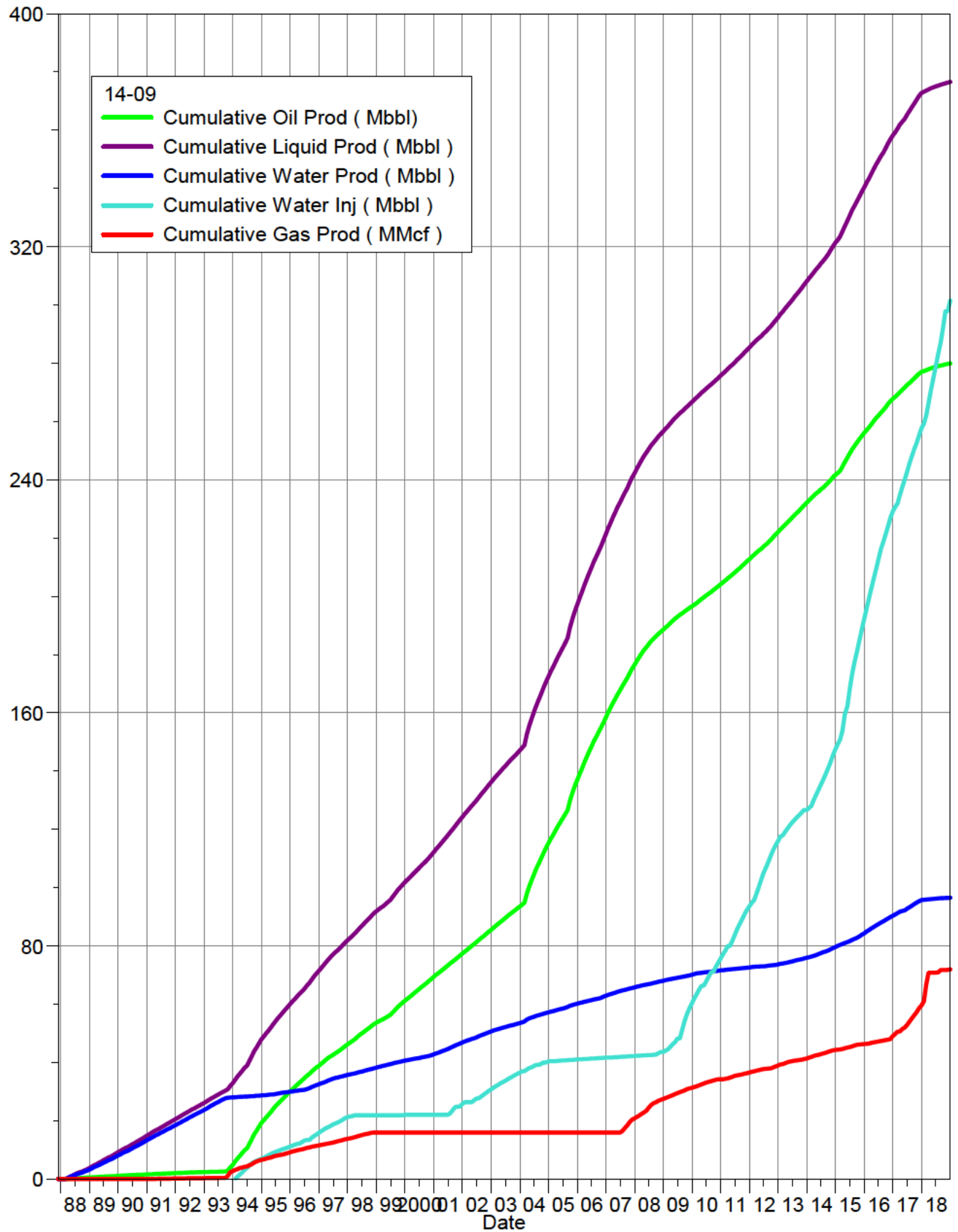
South Pierson Unit 1 Cumulative Production Plot

Pattern: 14-08 Set: PIERSON UNIT 1



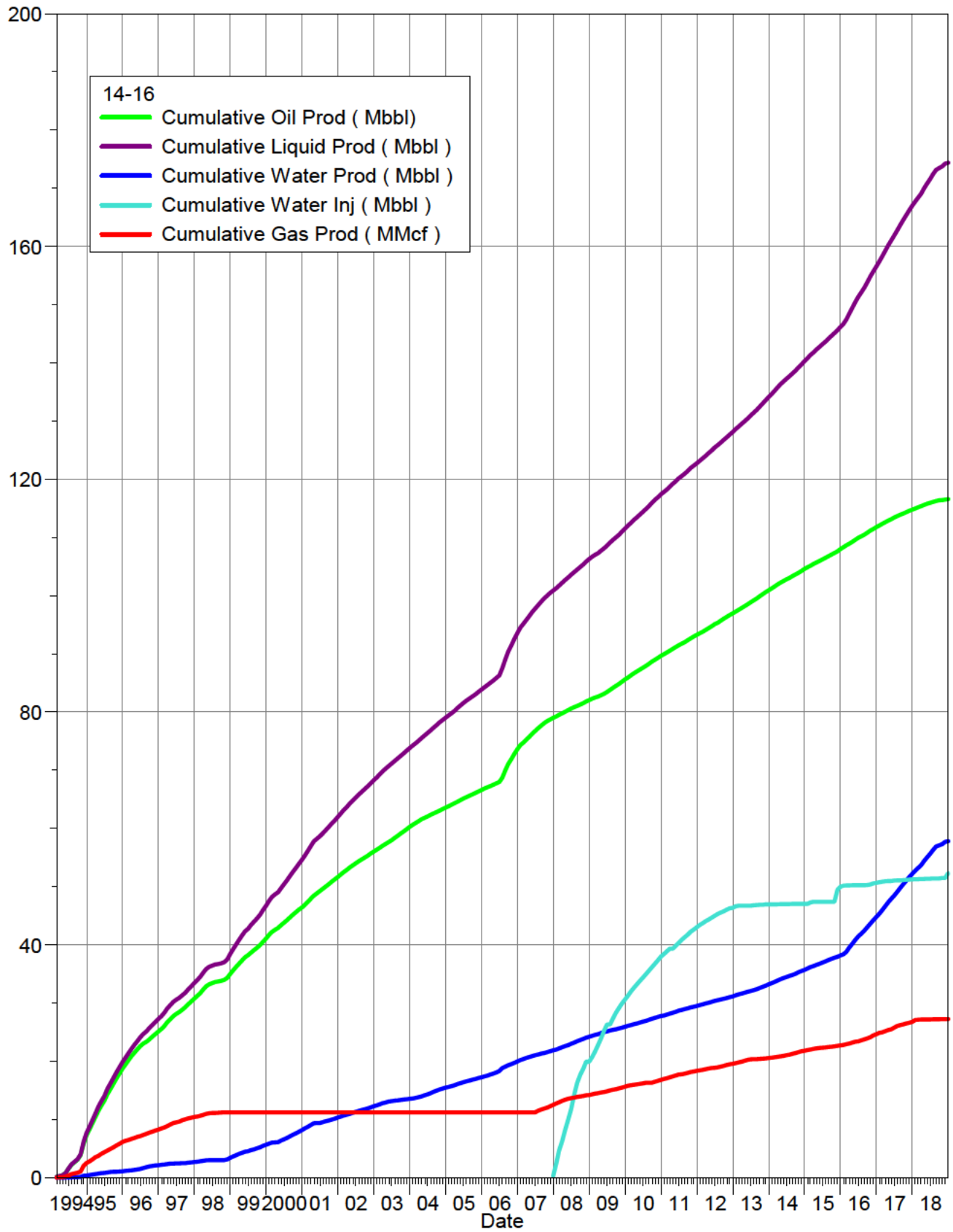
South Pierson Unit 1 Cumulative Production Plot

Pattern: 14-09 Set: PIERSON UNIT 1



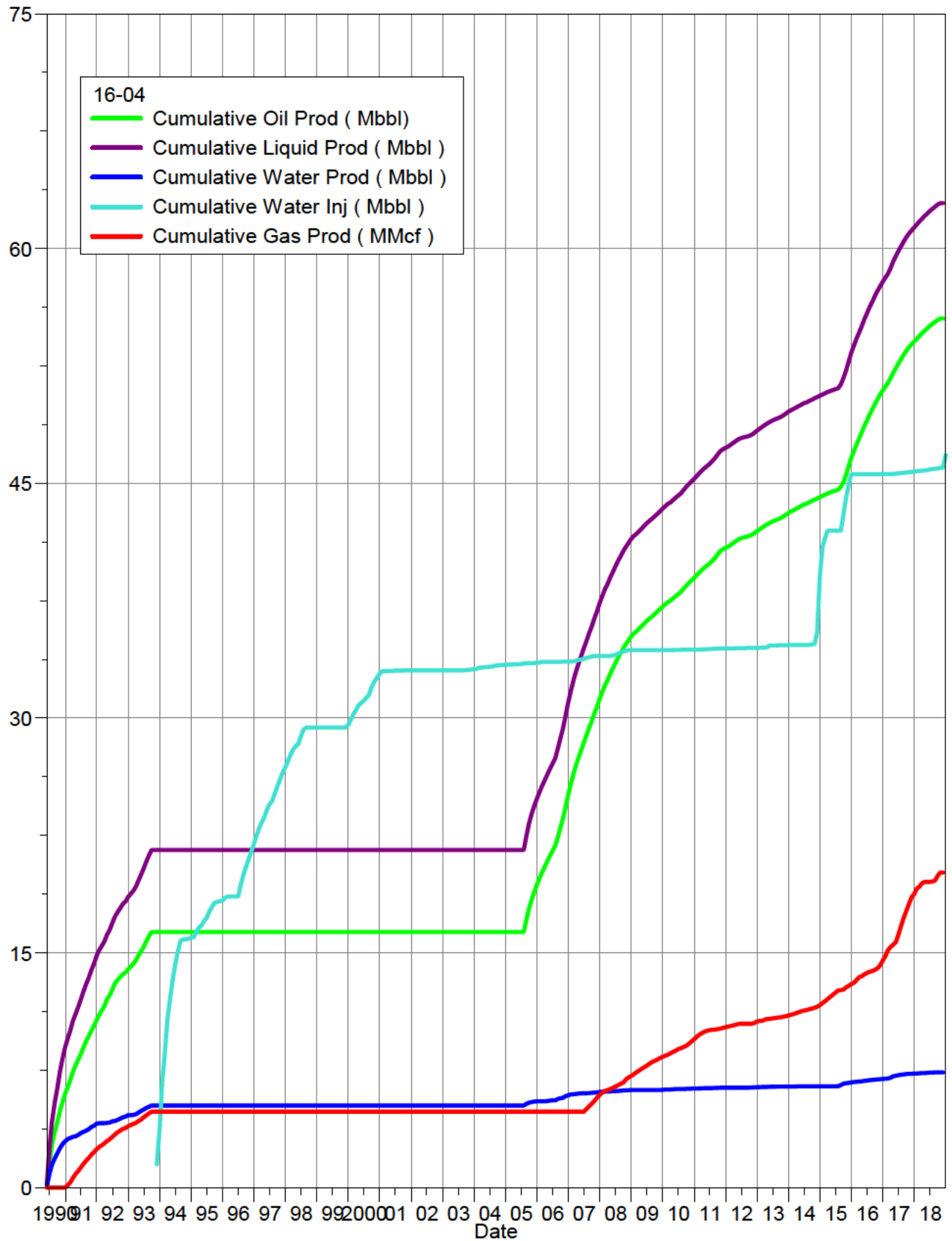
South Pierson Unit 1 Cumulative Production Plot

Pattern: 14-16 Set: PIERSON UNIT 1



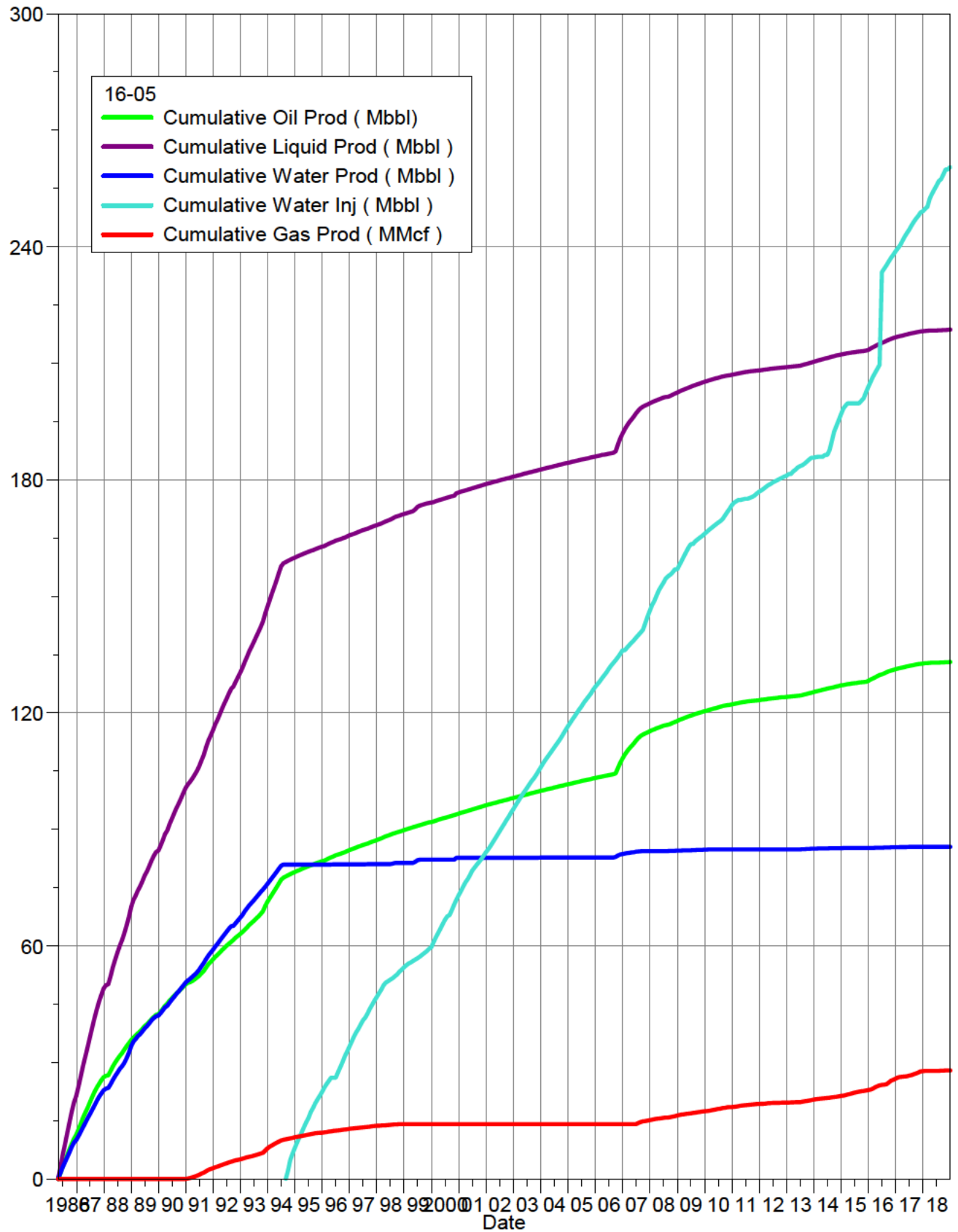
South Pierson Unit 1 Cumulative Production Plot

Pattern: 16-04 Set: PIERSON UNIT 1



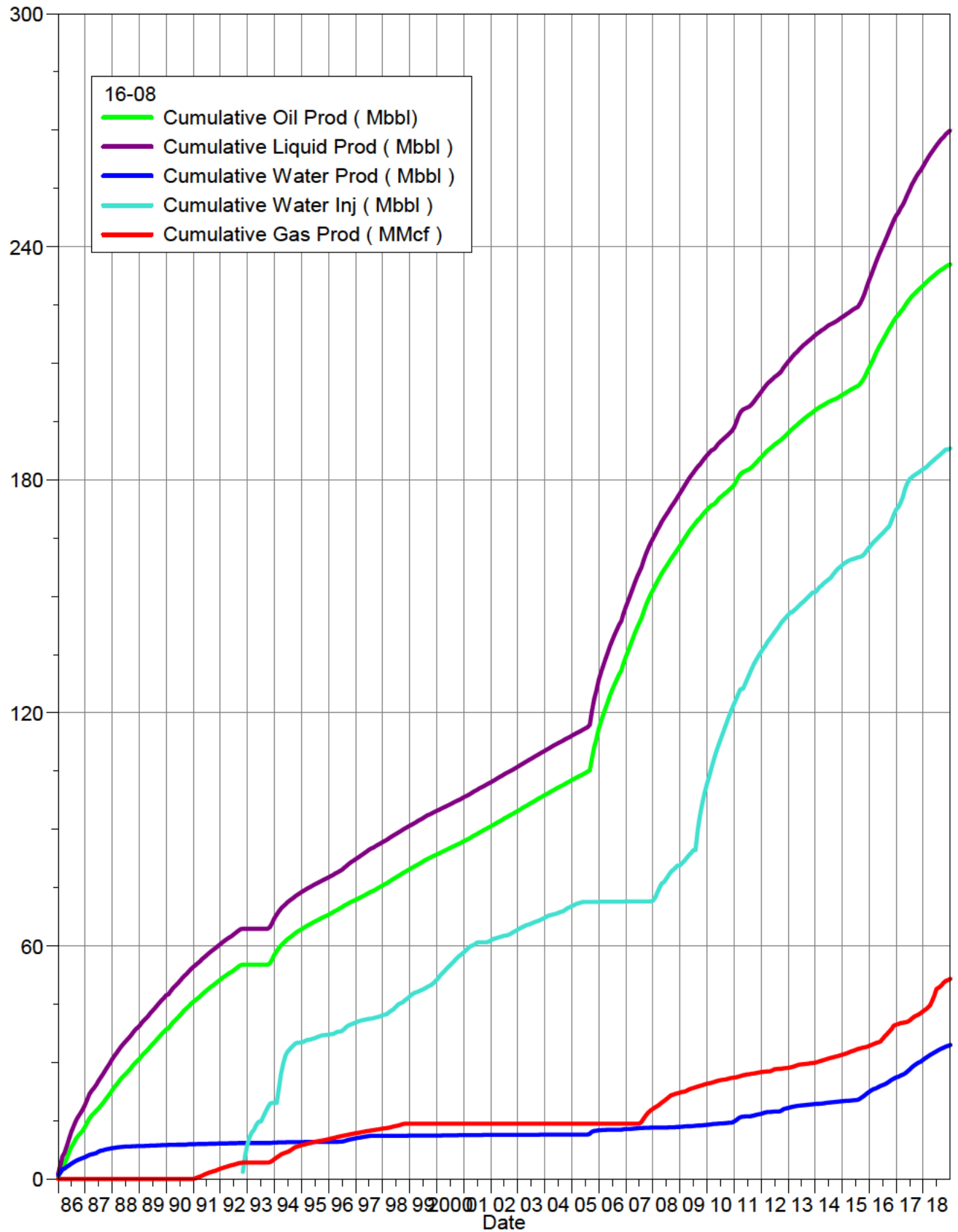
South Pierson Unit 1 Cumulative Production Plot

Pattern: 16-05 Set: PIERSON UNIT 1



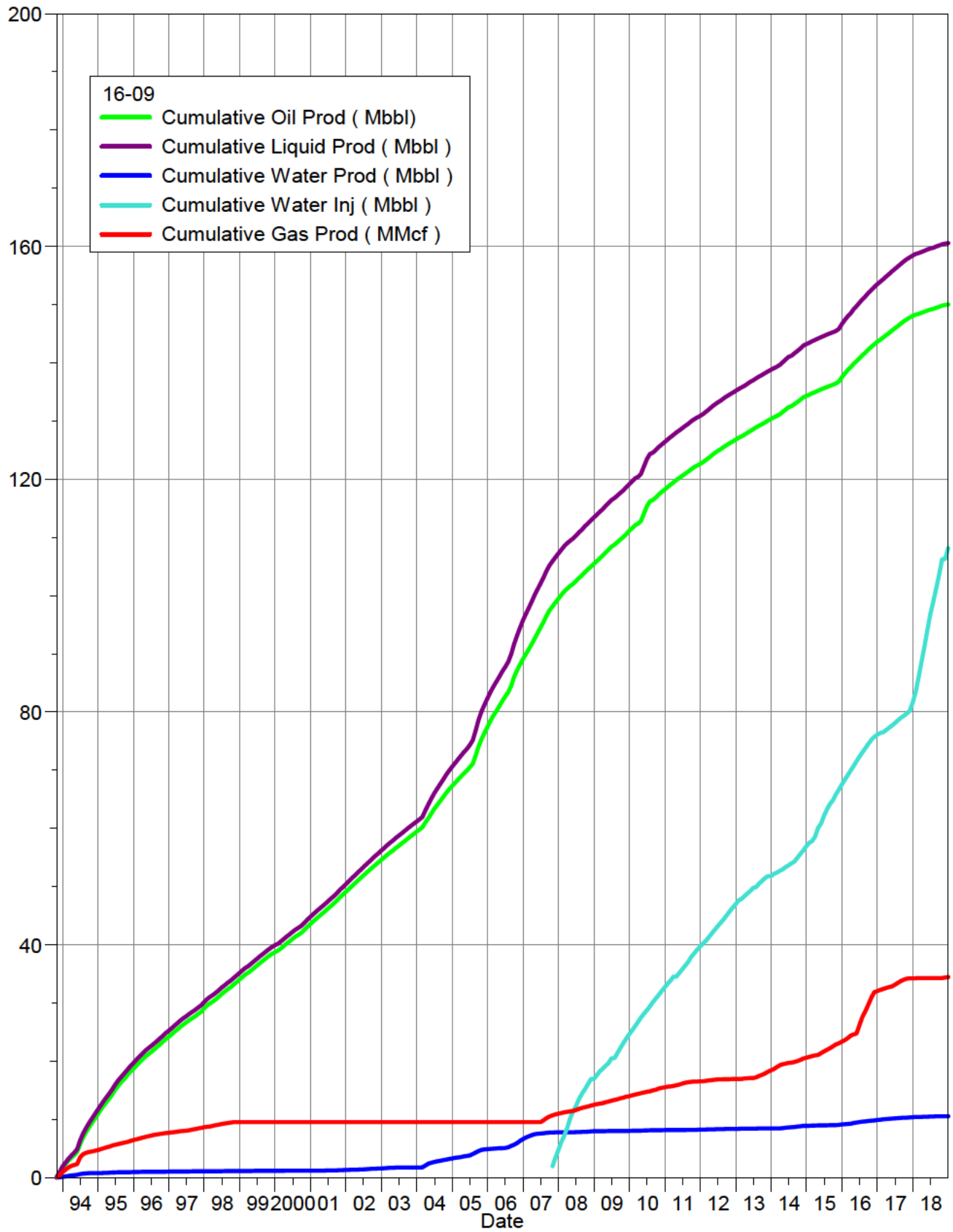
South Pierson Unit 1 Cumulative Production Plot

Pattern: 16-08 Set: PIERSON UNIT 1



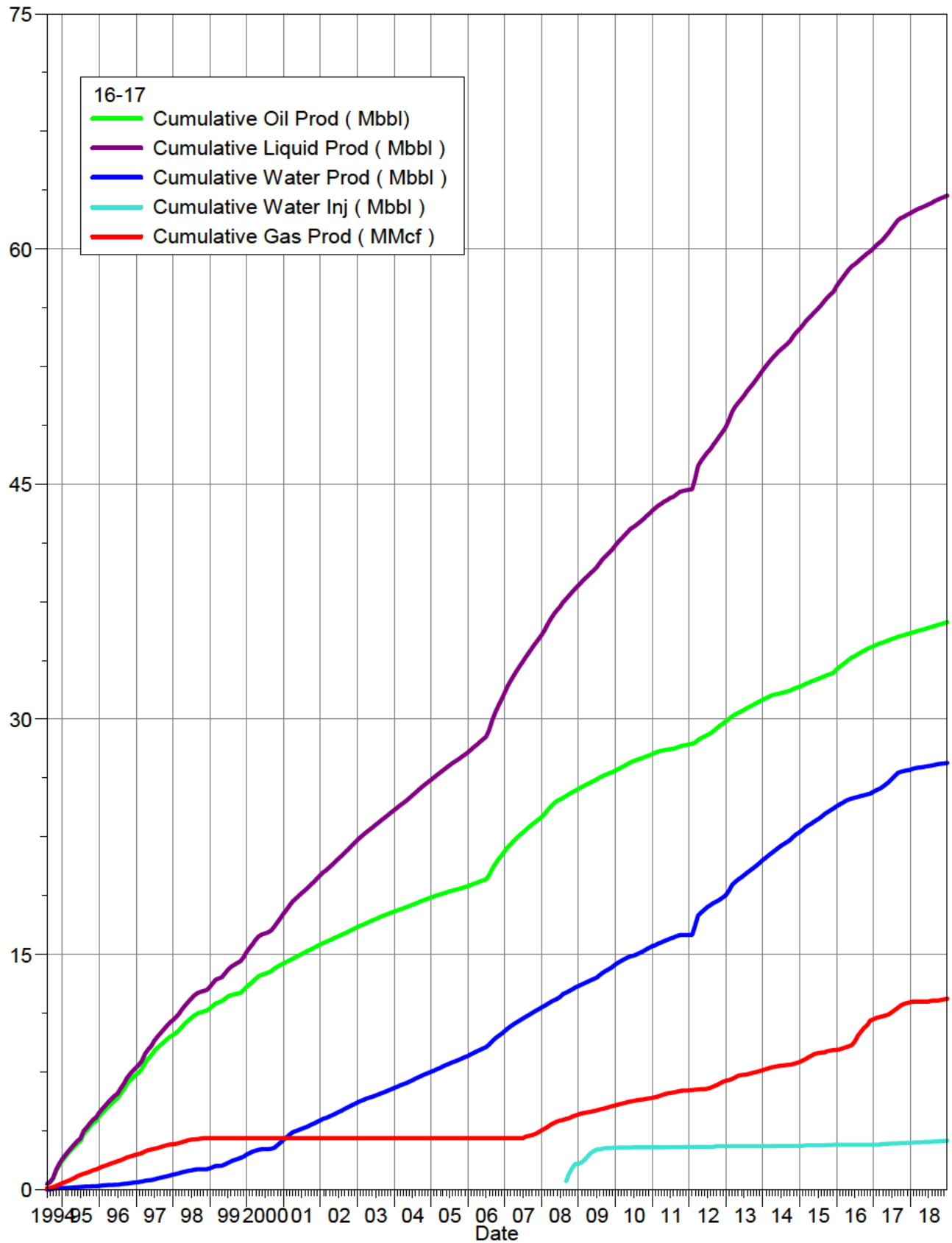
South Pierson Unit 1 Cumulative Production Plot

Pattern: 16-09 Set: PIERSON UNIT 1



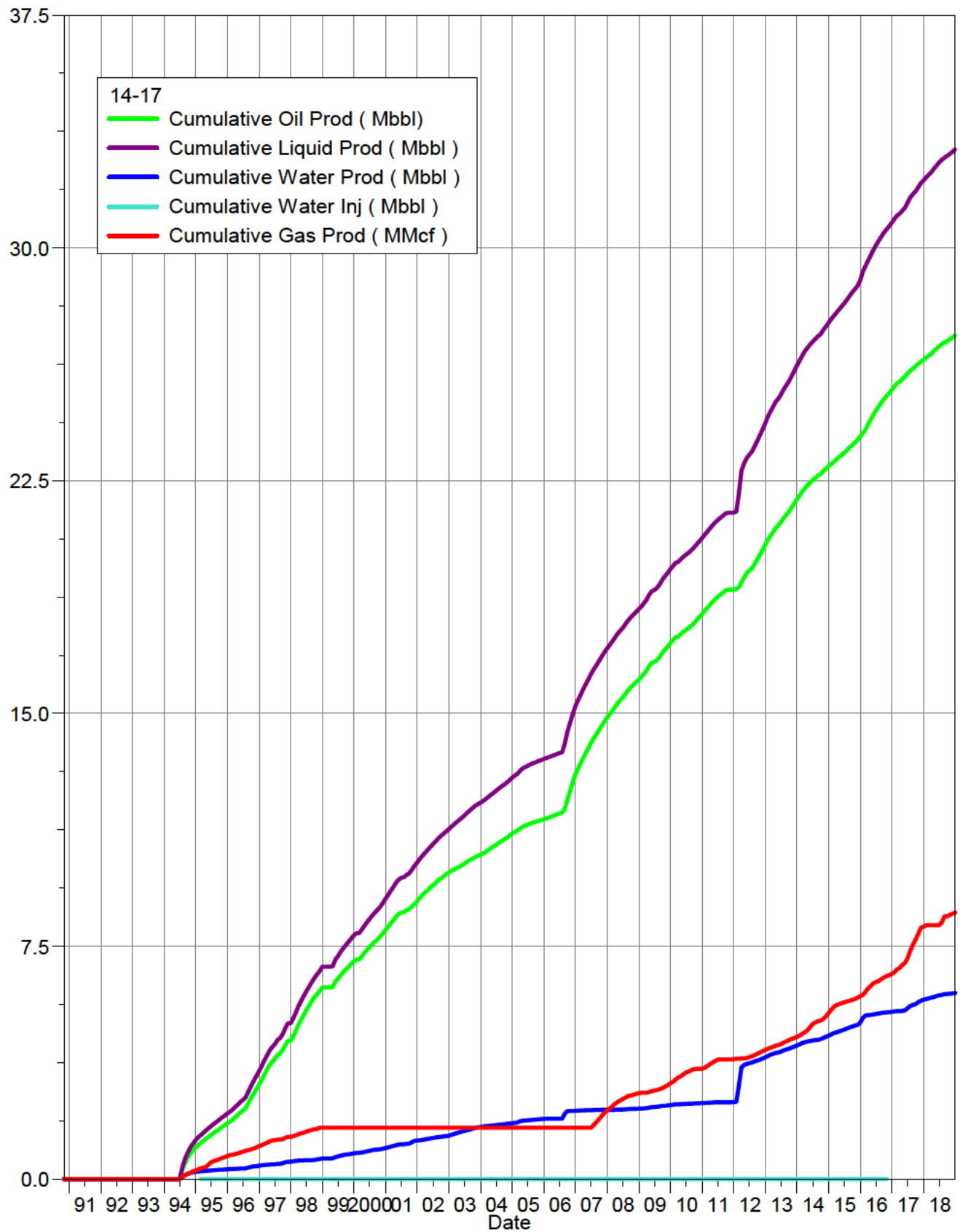
South Pierson Unit 1 Cumulative Production Plot

Pattern: 16-17 Set: PIERSON UNIT 1



South Pierson Unit 1 Cumulative Production Plot

Pattern: 14-17 Set: PIERSON UNIT 1



D0/16-05-002-29W1/0
South Pierson Unit 1 Group Production and Injection

@name()	Date	Oil Rate (CD) bbl/d	Monthly Oil Prod bbl	Water Rate (CD) bbl/d	Monthly Water Prod bbl	Gas Rate (CD) Mcf/d	Monthly Gas Prod Mcf	Water Inj Rate (CD) bbl/d	INJ WINJ bbl	Gas Oil Ratio cf/bbl	Water Oil Ratio bbl/bbl	Inst. VRR	Cum VRR Since Prod	
00/01-07-002-29W1/0	Jan-18	1.24	38	7.43	230	15.95	494.41			12885.	6	0.000	0.000	
00/01-07-002-29W1/0	Feb-18	2.20	62	14.26	399	0.00	0.00			0.00	6	0.000	0.000	
00/01-07-002-29W1/0	Mar-18	1.93	60	13.13	407	0.00	0.00			0.00	7	0.000	0.000	
00/01-07-002-29W1/0	Apr-18	1.47	44	9.25	277	0.00	0.00			0.00	6	0.000	0.000	
00/01-07-002-29W1/0	May-18	0.97	30	7.45	231	0.00	0.00			0.00	8	0.000	0.000	
00/01-07-002-29W1/0	Jun-18	0.99	30	7.84	235	4.00	120.07			4061.6	8	0.000	0.000	
00/01-07-002-29W1/0	Jul-18	1.01	31	9.05	281	2.28	70.63			2245.8	9	0.000	0.000	
00/01-07-002-29W1/0	Aug-18	0.87	27	8.24	255	2.85	88.29			3264.2	9	0.000	0.000	
00/01-07-002-29W1/0	Sep-18	0.44	13	4.34	130	10.83	324.89			24597.	10	0.000	0.000	
00/01-07-002-29W1/0	Oct-18	0.67	21	7.53	233	4.90	151.85			7315.9	11	0.000	0.000	
00/01-07-002-29W1/0	Nov-18	0.69	21	6.96	209	6.65	199.53			9671.4	10	0.000	0.000	
00/01-07-002-29W1/0	Dec-18	1.87	58	18.50	574	3.11	96.41			1662.4	10	0.000	0.000	
-----			----		-----		-----		-----					
			435		3462		1546.08		0.00					Sum
00/01-08-002-29W1/0	Jan-18	7.55	234	0.06	2	10.48	324.89			1388.5	0	0.000	0.000	
00/01-08-002-29W1/0	Feb-18	3.77	106	0.02	1	0.00	0.00			0.00	0	0.000	0.000	
00/01-08-002-29W1/0	Mar-18	6.86	213	0.06	2	0.00	0.00			0.00	0	0.000	0.000	
00/01-08-002-29W1/0	Apr-18	5.03	151	0.06	2	0.00	0.00			0.00	0	0.000	0.000	
00/01-08-002-29W1/0	May-18	1.14	35	0.02	1	0.00	0.00			0.00	0	0.000	0.000	
00/01-08-002-29W1/0	Jun-18	0.00	0	0.00	0	0.00	0.00						0.000	
00/01-08-002-29W1/0	Jul-18	1.40	43	0.02	1	0.23	7.06			162.74	0	0.000	0.000	
00/01-08-002-29W1/0	Aug-18	4.69	145	0.08	3	5.13	158.92			1093.7	0	0.000	0.000	
00/01-08-002-29W1/0	Sep-18	4.36	131	0.06	2	2.83	84.76			647.84	0	0.000	0.000	
00/01-08-002-29W1/0	Oct-18	4.99	155	0.06	2	7.29	226.01			1460.7	0	0.000	0.000	
00/01-08-002-29W1/0	Nov-18	4.75	142	0.06	2	0.00	0.00			0.00	0	0.000	0.000	
00/01-08-002-29W1/0	Dec-18	4.79	148	0.06	2	0.00	0.00			0.00	0	0.000	0.000	
-----			----		-----		-----		-----					
			1504		18		801.64		0.00					Sum
00/01-09-002-29W1/0	Jan-18	8.93	277	0.49	15	33.26	1031.19			3726.0	0	0.000	0.000	

D0/16-05-002-29W1/0
South Pierson Unit 1 Group Production and Injection

@name()	Date	Oil Rate (CD) bbl/d	Monthly Oil Prod bbl	Water Rate (CD) bbl/d	Monthly Water Prod bbl	Gas Rate (CD) Mcf/d	Monthly Gas Prod Mcf	Water Inj Rate (CD) bbl/d	INJ WINJ bbl	Gas Oil Ratio cf/bbl	Water Oil Ratio bbl/bbl	Inst. VRR	Cum VRR Since Prod	
00/01-09-002-29W1/0	Feb-18	9.14	256	0.49	14	0.00	0.00			0.00	0	0.000	0.000	
00/01-09-002-29W1/0	Mar-18	4.48	139	0.24	8	0.00	0.00			0.00	0	0.000	0.000	
00/01-09-002-29W1/0	Apr-18	7.38	221	0.40	12	0.00	0.00			0.00	0	0.000	0.000	
00/01-09-002-29W1/0	May-18	8.46	262	0.53	16	0.00	0.00			0.00	0	0.000	0.000	
00/01-09-002-29W1/0	Jun-18	8.39	252	0.50	15	0.00	0.00			0.00	0	0.000	0.000	
00/01-09-002-29W1/0	Jul-18	8.24	255	0.51	16	0.23	7.06			27.66	0	0.000	0.000	
00/01-09-002-29W1/0	Aug-18	7.95	247	0.53	16	5.47	169.51			687.50	0	0.000	0.000	
00/01-09-002-29W1/0	Sep-18	8.24	247	0.50	15	39.91	1197.17			4843.1	0	0.000	0.000	
00/01-09-002-29W1/0	Oct-18	7.12	221	0.43	13	27.80	861.68			3903.0	0	0.000	0.000	
00/01-09-002-29W1/0	Nov-18	0.00	0	0.00	0	0.00	0.00						0.000	
00/01-09-002-29W1/0	Dec-18							29.62	918.37				0.012	
-----			----		-----		-----		-----					
			2377		140		3266.61		918.37					Sum
00/01-14-002-29W1/0	Jan-18	7.67	238	39.36	1220	1.48	45.91			193.09	5	0.000	0.000	
00/01-14-002-29W1/0	Feb-18	6.96	195	36.23	1015	0.00	0.00			0.00	5	0.000	0.000	
00/01-14-002-29W1/0	Mar-18	7.04	218	31.55	978	0.00	0.00			0.00	4	0.000	0.000	
00/01-14-002-29W1/0	Apr-18	7.21	216	31.24	937	0.00	0.00			0.00	4	0.000	0.000	
00/01-14-002-29W1/0	May-18	7.12	221	33.50	1038	0.00	0.00			0.00	5	0.000	0.000	
00/01-14-002-29W1/0	Jun-18	7.07	212	33.99	1020	0.00	0.00			0.00	5	0.000	0.000	
00/01-14-002-29W1/0	Jul-18	4.18	130	28.53	884	3.76	116.54			899.42	7	0.000	0.000	
00/01-14-002-29W1/0	Aug-18	4.54	141	30.94	959	6.04	187.17			1328.4	7	0.000	0.000	
00/01-14-002-29W1/0	Sep-18	6.08	182	43.06	1292	12.71	381.40			2090.9	7	0.000	0.000	
00/01-14-002-29W1/0	Oct-18	6.23	193	42.67	1323	8.54	264.86			1371.6	7	0.000	0.000	
00/01-14-002-29W1/0	Nov-18	6.00	180	36.41	1092	0.00	0.00			0.00	6	0.000	0.000	
00/01-14-002-29W1/0	Dec-18	6.05	187	36.99	1147	0.00	0.00			0.00	6	0.000	0.000	
-----			----		-----		-----		-----					
			2314		12905		995.87		0.00					Sum
00/01-15-002-29W1/0	Jan-18	0.49	15	0.00	0	1.03	31.78			2105.4	0	0.000	0.000	
00/01-15-002-29W1/0	Feb-18	0.49	14	0.00	0	0.00	0.00			0.00	0	0.000	0.000	

D0/16-05-002-29W1/0
South Pierson Unit 1 Group Production and Injection

@name()	Date	Oil Rate (CD) bbl/d	Monthly Oil Prod bbl	Water Rate (CD) bbl/d	Monthly Water Prod bbl	Gas Rate (CD) Mcf/d	Monthly Gas Prod Mcf	Water Inj Rate (CD) bbl/d	INJ WINJ bbl	Gas Oil Ratio cf/bbl	Water Oil Ratio bbl/bbl	Inst. VRR	Cum VRR Since Prod	
00/01-15-002-29W1/0	Mar-18	0.45	14	0.00	0	0.00	0.00			0.00	0	0.000	0.000	
00/01-15-002-29W1/0	Apr-18	0.38	11	0.00	0	0.00	0.00			0.00	0	0.000	0.000	
00/01-15-002-29W1/0	May-18	0.32	10	0.00	0	0.00	0.00			0.00	0	0.000	0.000	
00/01-15-002-29W1/0	Jun-18	0.29	9	0.00	0	0.00	0.00			0.00	0	0.000	0.000	
00/01-15-002-29W1/0	Jul-18	0.16	5	0.00	0	0.00	0.00			0.00	0	0.000	0.000	
00/01-15-002-29W1/0	Aug-18	0.00	0	0.00	0	0.00	0.00						0.000	
00/01-15-002-29W1/0	Sep-18	0.00	0	0.00	0	0.00	0.00						0.000	
00/01-15-002-29W1/0	Nov-18	0.00	0	0.00	0	0.00	0.00						0.000	
00/01-15-002-29W1/0	Dec-18	0.00	0	0.00	0	0.00	0.00						0.000	
-----			----		-----		-----		-----					
			78		0		31.78		0.00					Sum
00/01-16-002-29W1/0	Jan-18	4.34	135	0.47	14	1.25	38.85			288.60	0	0.000	0.000	
00/01-16-002-29W1/0	Feb-18	1.74	49	0.18	5	3.68	103.12	3.28	91.83	2112.7	0	0.425	0.001	
00/01-16-002-29W1/0	Mar-18	0.00	0	0.00	0	0.00	0.00	69.90	2166.84				0.018	
00/01-16-002-29W1/0	Apr-18							81.83	2454.91				0.038	
00/01-16-002-29W1/0	May-18							80.14	2484.47				0.057	
00/01-16-002-29W1/0	Jun-18							87.95	2638.57				0.079	
00/01-16-002-29W1/0	Jul-18							57.83	1792.59				0.093	
00/01-16-002-29W1/0	Aug-18							50.32	1559.87				0.105	
00/01-16-002-29W1/0	Sep-18							57.17	1715.23				0.119	
00/01-16-002-29W1/0	Oct-18							125.63	3894.65				0.150	
00/01-16-002-29W1/0	Nov-18							0.00	0.00				0.150	
00/01-16-002-29W1/0	Dec-18							86.88	2693.30				0.172	
-----			----		-----		-----		-----					
			183		19		141.96		21492.27					Sum
00/01-17-002-29W1/0	Jan-18	10.02	311	1.42	44	0.57	17.66			56.83	0	0.000	0.000	
00/01-17-002-29W1/0	Feb-18	9.88	277	1.42	40	0.00	0.00			0.00	0	0.000	0.000	
00/01-17-002-29W1/0	Mar-18	9.82	304	1.46	45	0.00	0.00			0.00	0	0.000	0.000	
00/01-17-002-29W1/0	Apr-18	7.78	233	1.28	38	64.39	1931.71			8278.1	0	0.000	0.000	

D0/16-05-002-29W1/0
South Pierson Unit 1 Group Production and Injection

@name()	Date	Oil Rate (CD) bbl/d	Monthly Oil Prod bbl	Water Rate (CD) bbl/d	Monthly Water Prod bbl	Gas Rate (CD) Mcf/d	Monthly Gas Prod Mcf	Water Inj Rate (CD) bbl/d	INJ WINJ bbl	Gas Oil Ratio cf/bbl	Water Oil Ratio bbl/bbl	Inst. VRR	Cum VRR Since Prod	
00/01-17-002-29W1/0	May-18	10.06	312	1.79	55	65.73	2037.66			6531.4	0	0.000	0.000	
00/01-17-002-29W1/0	Jun-18	8.13	244	1.38	42	70.28	2108.29			8638.9	0	0.000	0.000	
00/01-17-002-29W1/0	Jul-18	8.64	268	1.74	54	8.54	264.86			988.48	0	0.000	0.000	
00/01-17-002-29W1/0	Aug-18	9.01	279	1.87	58	3.76	116.54			417.30	0	0.000	0.000	
00/01-17-002-29W1/0	Sep-18	7.34	220	1.53	46	4.24	127.13			577.50	0	0.000	0.000	
00/01-17-002-29W1/0	Oct-18	7.79	242	1.28	40	2.73	84.76			350.91	0	0.000	0.000	
00/01-17-002-29W1/0	Nov-18	5.79	174	1.13	34	1.34	40.26			231.74	0	0.000	0.000	
00/01-17-002-29W1/0	Dec-18	0.00	0	0.00	0	0.00	0.00	18.47	572.50				0.005	
-----			----		-----		-----		-----					
			2864		496		6728.86		572.50					Sum
00/01-18-002-29W1/0	Jan-18	1.03	32	0.04	1	4.67	144.79			4513.6	0	0.000	0.000	
00/01-18-002-29W1/0	Feb-18	0.00	0	0.00	0	0.00	0.00						0.000	
00/01-18-002-29W1/0	Mar-18	0.00	0	0.00	0	0.00	0.00						0.000	
00/01-18-002-29W1/0	Apr-18	0.00	0	0.00	0	0.00	0.00						0.000	
00/01-18-002-29W1/0	May-18	0.00	0	0.00	0	0.00	0.00						0.000	
00/01-18-002-29W1/0	Jun-18	0.00	0	0.00	0	0.00	0.00						0.000	
00/01-18-002-29W1/0	Jul-18	0.00	0	0.00	0	0.00	0.00						0.000	
00/01-18-002-29W1/0	Aug-18	0.00	0	0.00	0	0.00	0.00						0.000	
00/01-18-002-29W1/0	Sep-18	0.00	0	0.00	0	0.00	0.00						0.000	
00/01-18-002-29W1/0	Nov-18	0.00	0	0.00	0	0.00	0.00						0.000	
00/01-18-002-29W1/0	Dec-18	0.00	0	0.00	0	0.00	0.00						0.000	
-----			----		-----		-----		-----					
			32		1		144.79		0.00					Sum
00/01-19-002-29W1/0	Jan-18							0.71	22.01				2.889	
00/01-19-002-29W1/0	Feb-18							0.63	17.61				2.891	
00/01-19-002-29W1/0	Mar-18							0.63	19.50				2.893	
00/01-19-002-29W1/0	Apr-18							0.63	18.87				2.895	
00/01-19-002-29W1/0	May-18							0.63	19.50				2.897	
00/01-19-002-29W1/0	Jun-18							0.75	22.64				2.899	

D0/16-05-002-29W1/0
South Pierson Unit 1 Group Production and Injection

@name()	Date	Oil Rate (CD) bbl/d	Monthly Oil Prod bbl	Water Rate (CD) bbl/d	Monthly Water Prod bbl	Gas Rate (CD) Mcf/d	Monthly Gas Prod Mcf	Water Inj Rate (CD) bbl/d	INJ WINJ bbl	Gas Oil Ratio cf/bbl	Water Oil Ratio bbl/bbl	Inst. VRR	Cum VRR Since Prod	
00/01-19-002-29W1/0	Jul-18							0.63	19.50				2.902	
00/01-19-002-29W1/0	Aug-18							0.73	22.64				2.904	
00/01-19-002-29W1/0	Sep-18							0.82	24.53				2.907	
00/01-19-002-29W1/0	Oct-18							0.75	23.27				2.909	
00/01-19-002-29W1/0	Nov-18							0.00	0.00				2.909	
00/01-19-002-29W1/0	Dec-18							0.63	19.50				2.911	
-----			----		-----		-----		-----					
			0		0		0.00		229.58					Sum
00/01-20-002-29W1/0	Jan-18	3.25	101	6.55	203	0.57	17.66			175.46	2	0.000	0.000	
00/01-20-002-29W1/0	Feb-18	2.85	80	5.64	158	14.13	395.52			4951.4	2	0.000	0.000	
00/01-20-002-29W1/0	Mar-18	2.58	80	5.34	165	8.66	268.39			3359.9	2	0.000	0.000	
00/01-20-002-29W1/0	Apr-18	2.68	81	5.14	154	0.00	0.00			0.00	2	0.000	0.000	
00/01-20-002-29W1/0	May-18	2.50	77	4.97	154	7.40	229.55			2967.0	2	0.000	0.000	
00/01-20-002-29W1/0	Jun-18	2.35	70	4.49	135	12.12	363.74			5163.4	2	0.000	0.000	
00/01-20-002-29W1/0	Jul-18	2.43	75	5.15	160	3.53	109.48			1450.4	2	0.000	0.000	
00/01-20-002-29W1/0	Aug-18	2.37	74	5.17	160	4.56	141.26			1919.5	2	0.000	0.000	
00/01-20-002-29W1/0	Sep-18	2.56	77	5.28	159	6.59	197.76			2577.1	2	0.000	0.000	
00/01-20-002-29W1/0	Oct-18	2.76	86	5.54	172	4.56	141.26			1651.3	2	0.000	0.000	
00/01-20-002-29W1/0	Nov-18	2.59	78	4.58	137	3.11	93.23			1202.1	2	0.000	0.000	
00/01-20-002-29W1/0	Dec-18	2.34	72	4.08	126	1.99	61.80			852.91	2	0.000	0.000	
-----			----		-----		-----		-----					
			950		1883		2019.65		0.00					Sum
00/01-21-002-29W1/0	Jan-18	5.34	165	8.64	268	3.53	109.48			661.80	2	0.000	0.000	
00/01-21-002-29W1/0	Feb-18	4.25	119	5.89	165	0.00	0.00			0.00	1	0.000	0.000	
00/01-21-002-29W1/0	Mar-18	3.98	123	5.40	167	0.00	0.00			0.00	1	0.000	0.000	
00/01-21-002-29W1/0	Apr-18	3.90	117	5.07	152	0.00	0.00			0.00	1	0.000	0.000	
00/01-21-002-29W1/0	May-18	3.81	118	5.26	163	0.00	0.00			0.00	1	0.000	0.000	
00/01-21-002-29W1/0	Jun-18	3.54	106	4.78	143	0.00	0.00			0.00	1	0.000	0.000	
00/01-21-002-29W1/0	Jul-18	4.00	124	6.31	196	3.42	105.94			855.01	2	0.000	0.000	

D0/16-05-002-29W1/0
South Pierson Unit 1 Group Production and Injection

@name()	Date	Oil Rate (CD) bbl/d	Monthly Oil Prod bbl	Water Rate (CD) bbl/d	Monthly Water Prod bbl	Gas Rate (CD) Mcf/d	Monthly Gas Prod Mcf	Water Inj Rate (CD) bbl/d	INJ WINJ bbl	Gas Oil Ratio cf/bbl	Water Oil Ratio bbl/bbl	Inst. VRR	Cum VRR Since Prod	
00/01-21-002-29W1/0	Aug-18	3.63	113	5.56	172	5.47	169.51			1505.5	2	0.000	0.000	
00/01-21-002-29W1/0	Sep-18	2.16	65	3.06	92	8.48	254.27			3924.7	1	0.000	0.000	
00/01-21-002-29W1/0	Oct-18	0.93	29	1.36	42	7.63	236.61			8177.7	1	0.000	0.000	
00/01-21-002-29W1/0	Nov-18	2.44	73	3.27	98	4.08	122.54			1676.6	1	0.000	0.000	
00/01-21-002-29W1/0	Dec-18	2.32	72	3.14	97	3.21	99.59			1384.0	1	0.000	0.000	
-----			----		-----		-----		-----					
			1224		1756		1097.93		0.00					Sum
00/01-25-002-29W1/0	Jan-18	2.23	69	13.90	431	3.19	98.88			1429.1	6	0.000	0.000	
00/01-25-002-29W1/0	Feb-18	4.31	121	13.75	385	0.00	0.00			0.00	3	0.000	0.000	
00/01-25-002-29W1/0	Mar-18	4.34	135	13.72	425	0.00	0.00			0.00	3	0.000	0.000	
00/01-25-002-29W1/0	Apr-18	4.36	131	14.32	430	0.00	0.00			0.00	3	0.000	0.000	
00/01-25-002-29W1/0	May-18	3.79	118	10.85	337	2.39	74.16			630.52	3	0.000	0.000	
00/01-25-002-29W1/0	Jun-18	3.04	91	8.45	253	2.71	81.22			890.59	3	0.000	0.000	
00/01-25-002-29W1/0	Jul-18	0.00	0	0.00	0	0.00	0.00						0.000	
00/01-25-002-29W1/0	Aug-18	1.89	58	4.54	141	2.16	67.10			1147.0	2	0.000	0.000	
00/01-25-002-29W1/0	Sep-18	4.91	147	12.73	382	4.71	141.26			959.76	3	0.000	0.000	
00/01-25-002-29W1/0	Oct-18	7.24	225	29.24	906	2.62	81.22			361.72	4	0.000	0.000	
00/01-25-002-29W1/0	Nov-18	7.11	213	19.85	595	2.52	75.57			354.43	3	0.000	0.000	
00/01-25-002-29W1/0	Dec-18	6.46	200	19.05	590	3.39	105.24			525.32	3	0.000	0.000	
-----			----		-----		-----		-----					
			1508		4876		724.66		0.00					Sum
00/01-30-002-29W1/0	Jan-18							7.59	235.24				3.198	
00/01-30-002-29W1/0	Feb-18							1.66	46.54				3.206	
00/01-30-002-29W1/0	Mar-18							2.07	64.16				3.217	
00/01-30-002-29W1/0	Apr-18							0.63	18.87				3.221	
00/01-30-002-29W1/0	May-18							0.63	19.50				3.224	
00/01-30-002-29W1/0	Jun-18							0.63	18.87				3.227	
00/01-30-002-29W1/0	Jul-18							0.63	19.50				3.231	
00/01-30-002-29W1/0	Aug-18							0.63	19.50				3.234	

D0/16-05-002-29W1/0
South Pierson Unit 1 Group Production and Injection

@name()	Date	Oil Rate (CD) bbl/d	Monthly Oil Prod bbl	Water Rate (CD) bbl/d	Monthly Water Prod bbl	Gas Rate (CD) Mcf/d	Monthly Gas Prod Mcf	Water Inj Rate (CD) bbl/d	INJ WINJ bbl	Gas Oil Ratio cf/bbl	Water Oil Ratio bbl/bbl	Inst. VRR	Cum VRR Since Prod	
00/01-30-002-29W1/0	Sep-18							0.63	18.87				3.237	
00/01-30-002-29W1/0	Oct-18							0.63	19.50				3.241	
00/01-30-002-29W1/0	Nov-18							0.00	0.00				3.241	
00/01-30-002-29W1/0	Dec-18							0.63	19.50				3.244	
-----			----		-----		-----		-----					
			0		0		0.00		500.04					Sum
00/01-31-002-28W1/0	Jan-18	9.54	296	95.44	2959	1.25	38.85			131.41	10	0.000	0.000	
00/01-31-002-28W1/0	Feb-18	16.02	448	93.99	2632	0.63	17.66			39.37	6	0.000	0.000	
00/01-31-002-28W1/0	Mar-18	16.35	507	89.03	2760	1.82	56.50			111.46	5	0.000	0.000	
00/01-31-002-28W1/0	Apr-18	17.07	512	89.67	2690	1.65	49.44			96.57	5	0.000	0.000	
00/01-31-002-28W1/0	May-18	16.98	526	93.72	2905	4.33	134.20			254.90	6	0.000	0.000	
00/01-31-002-28W1/0	Jun-18	1.78	53	10.65	320	0.35	10.59			198.16	6	0.000	0.000	
00/01-31-002-28W1/0	Jul-18	17.21	533	66.14	2050	0.91	28.25			52.97	4	0.000	0.000	
00/01-31-002-28W1/0	Aug-18	42.43	1315	117.74	3650	1.94	60.03			45.65	3	0.000	0.000	
00/01-31-002-28W1/0	Sep-18	39.58	1188	110.22	3307	2.12	63.57			53.53	3	0.000	0.000	
00/01-31-002-28W1/0	Oct-18	25.93	804	103.19	3199	2.39	74.16			92.26	4	0.000	0.000	
00/01-31-002-28W1/0	Nov-18	21.17	635	70.37	2111	3.76	112.65			177.38	3	0.000	0.000	
00/01-31-002-28W1/0	Dec-18	21.21	657	75.35	2336	3.57	110.53			168.14	4	0.000	0.000	
-----			----		-----		-----		-----					
			7475		30918		756.44		0.00					Sum
00/02-08-002-29W1/0	Jan-18							5.99	185.55				5.027	
00/02-08-002-29W1/0	Feb-18							0.63	17.61				5.028	
00/02-08-002-29W1/0	Mar-18							44.58	1381.87				5.104	
00/02-08-002-29W1/0	Apr-18							0.63	18.87				5.105	
00/02-08-002-29W1/0	May-18							4.86	150.70				5.113	
00/02-08-002-29W1/0	Jun-18							0.64	19.12				5.115	
00/02-08-002-29W1/0	Jul-18							0.13	4.09				5.115	
00/02-08-002-29W1/0	Aug-18							48.55	1505.15				5.198	
00/02-08-002-29W1/0	Sep-18							0.63	18.87				5.199	

D0/16-05-002-29W1/0
South Pierson Unit 1 Group Production and Injection

@name()	Date	Oil Rate (CD) bbl/d	Monthly Oil Prod bbl	Water Rate (CD) bbl/d	Monthly Water Prod bbl	Gas Rate (CD) Mcf/d	Monthly Gas Prod Mcf	Water Inj Rate (CD) bbl/d	INJ WINJ bbl	Gas Oil Ratio cf/bbl	Water Oil Ratio bbl/bbl	Inst. VRR	Cum VRR Since Prod	
00/02-08-002-29W1/0	Oct-18							12.90	400.03				5.221	
00/02-08-002-29W1/0	Nov-18							0.00	0.00				5.221	
00/02-08-002-29W1/0	Dec-18							0.63	19.50				5.222	
-----			----		-----		-----		-----					
			0		0		0.00		3721.36					Sum
00/02-09-002-29W1/0	Jan-18							0.63	19.50				5.305	
00/02-09-002-29W1/0	Feb-18							0.63	17.61				5.305	
00/02-09-002-29W1/0	Mar-18							0.63	19.50				5.306	
00/02-09-002-29W1/0	Apr-18							0.63	18.87				5.307	
00/02-09-002-29W1/0	May-18							0.63	19.50				5.308	
00/02-09-002-29W1/0	Jun-18							0.63	18.87				5.309	
00/02-09-002-29W1/0	Jul-18							0.55	16.98				5.310	
00/02-09-002-29W1/0	Aug-18							0.63	19.50				5.310	
00/02-09-002-29W1/0	Sep-18							0.63	18.87				5.311	
00/02-09-002-29W1/0	Oct-18							0.63	19.50				5.312	
00/02-09-002-29W1/0	Nov-18							0.00	0.00				5.312	
00/02-09-002-29W1/0	Dec-18							0.63	19.50				5.313	
-----			----		-----		-----		-----					
			0		0		0.00		208.19					Sum
00/02-15-002-29W1/0	Jan-18	1.72	53	0.00	0	0.46	14.13			264.22	0	0.000	0.000	
00/02-15-002-29W1/0	Feb-18	1.42	40	0.00	0	0.00	0.00			0.00	0	0.000	0.000	
00/02-15-002-29W1/0	Mar-18	1.64	51	0.00	0	0.00	0.00			0.00	0	0.000	0.000	
00/02-15-002-29W1/0	Apr-18	1.89	57	0.00	0	0.00	0.00			0.00	0	0.000	0.000	
00/02-15-002-29W1/0	May-18	1.48	46	0.00	0	0.00	0.00			0.00	0	0.000	0.000	
00/02-15-002-29W1/0	Jun-18	1.30	39	0.00	0	0.00	0.00			0.00	0	0.000	0.000	
00/02-15-002-29W1/0	Jul-18	1.30	40	0.00	0	0.00	0.00			0.00	0	0.000	0.000	
00/02-15-002-29W1/0	Aug-18	1.08	33	0.00	0	0.00	0.00			0.00	0	0.000	0.000	
00/02-15-002-29W1/0	Sep-18	0.94	28	0.00	0	0.00	0.00			0.00	0	0.000	0.000	
00/02-15-002-29W1/0	Oct-18	0.81	25	0.00	0	0.00	0.00			0.00	0	0.000	0.000	

D0/16-05-002-29W1/0
South Pierson Unit 1 Group Production and Injection

@name()	Date	Oil Rate (CD) bbl/d	Monthly Oil Prod bbl	Water Rate (CD) bbl/d	Monthly Water Prod bbl	Gas Rate (CD) Mcf/d	Monthly Gas Prod Mcf	Water Inj Rate (CD) bbl/d	INJ WINJ bbl	Gas Oil Ratio cf/bbl	Water Oil Ratio bbl/bbl	Inst. VRR	Cum VRR Since Prod	
00/02-15-002-29W1/0	Nov-18	0.81	24	0.00	0	0.00	0.00			0.00	0	0.000	0.000	
00/02-15-002-29W1/0	Dec-18	0.88	27	0.00	0	0.00	0.00			0.00	0	0.000	0.000	
-----			----		-----		-----		-----					
			464		0		14.13		0.00					Sum
00/02-16-002-29W1/0	Jan-18							0.02	0.63				14.919	
00/02-16-002-29W1/0	Feb-18							13.70	383.68				14.928	
00/02-16-002-29W1/0	Mar-18							14.00	434.00				14.938	
00/02-16-002-29W1/0	Apr-18							21.89	656.66				14.953	
00/02-16-002-29W1/0	May-18							31.91	989.07				14.976	
00/02-16-002-29W1/0	Jun-18							33.67	1010.14				15.000	
00/02-16-002-29W1/0	Jul-18							27.13	840.95				15.019	
00/02-16-002-29W1/0	Aug-18							24.06	745.97				15.036	
00/02-16-002-29W1/0	Sep-18							22.73	681.82				15.052	
00/02-16-002-29W1/0	Oct-18							25.10	778.05				15.070	
00/02-16-002-29W1/0	Nov-18							0.00	0.00				15.070	
00/02-16-002-29W1/0	Dec-18							34.09	1056.69				15.094	
-----			----		-----		-----		-----					
			0		0		0.00		7577.64					Sum
00/02-17-002-29W1/0	Jan-18							5.01	155.36				0.445	
00/02-17-002-29W1/0	Feb-18							1.03	28.93				0.445	
00/02-17-002-29W1/0	Mar-18							0.63	19.50				0.446	
00/02-17-002-29W1/0	Apr-18							0.63	18.87				0.446	
00/02-17-002-29W1/0	May-18							0.63	19.50				0.447	
00/02-17-002-29W1/0	Jun-18							0.63	18.87				0.448	
00/02-17-002-29W1/0	Jul-18							0.63	19.50				0.448	
00/02-17-002-29W1/0	Aug-18							0.63	19.50				0.449	
00/02-17-002-29W1/0	Sep-18							0.63	18.87				0.449	
00/02-17-002-29W1/0	Oct-18							0.57	17.61				0.450	
00/02-17-002-29W1/0	Nov-18							0.00	0.00				0.450	

D0/16-05-002-29W1/0
South Pierson Unit 1 Group Production and Injection

@name()	Date	Oil Rate (CD) bbl/d	Monthly Oil Prod bbl	Water Rate (CD) bbl/d	Monthly Water Prod bbl	Gas Rate (CD) Mcf/d	Monthly Gas Prod Mcf	Water Inj Rate (CD) bbl/d	INJ WINJ bbl	Gas Oil Ratio cf/bbl	Water Oil Ratio bbl/bbl	Inst. VRR	Cum VRR Since Prod	
00/02-17-002-29W1/0	Dec-18							0.63	19.50				0.450	
-----			----		-----		-----		-----					
			0		0		0.00		356.00					Sum
00/02-18-002-29W1/0	Jan-18	1.68	52	3.37	104	3.30	102.41			1961.7	2	0.000	0.000	
00/02-18-002-29W1/0	Feb-18	1.53	43	3.06	86	0.00	0.00			0.00	2	0.000	0.000	
00/02-18-002-29W1/0	Mar-18	1.48	46	3.14	97	0.00	0.00			0.00	2	0.000	0.000	
00/02-18-002-29W1/0	Apr-18	1.66	50	3.63	109	0.00	0.00			0.00	2	0.000	0.000	
00/02-18-002-29W1/0	May-18	1.40	43	3.59	111	0.00	0.00			0.00	3	0.000	0.000	
00/02-18-002-29W1/0	Jun-18	1.20	36	3.21	96	0.00	0.00			0.00	3	0.000	0.000	
00/02-18-002-29W1/0	Jul-18	0.91	28	2.86	89	4.21	130.66			4616.4	3	0.000	0.000	
00/02-18-002-29W1/0	Aug-18	0.83	26	2.64	82	1.14	35.31			1369.4	3	0.000	0.000	
00/02-18-002-29W1/0	Sep-18	0.78	23	2.43	73	0.00	0.00			0.00	3	0.000	0.000	
00/02-18-002-29W1/0	Oct-18	0.71	22	2.27	70	1.25	38.85			1764.5	3	0.000	0.000	
00/02-18-002-29W1/0	Nov-18	0.58	17	1.95	59	0.00	0.00			0.00	3	0.000	0.000	
00/02-18-002-29W1/0	Dec-18	0.50	15	1.72	53	1.77	54.74			3552.0	3	0.000	0.000	
-----			----		-----		-----		-----					
			402		1029		361.98		0.00					Sum
00/02-19-002-29W1/0	Jan-18	20.13	624	4.99	155	0.23	7.06			11.32	0	0.000	0.000	
00/02-19-002-29W1/0	Feb-18	18.22	510	4.25	119	0.00	0.00			0.00	0	0.000	0.000	
00/02-19-002-29W1/0	Mar-18	18.83	584	6.63	206	0.00	0.00			0.00	0	0.000	0.000	
00/02-19-002-29W1/0	Apr-18	18.74	562	5.30	159	0.00	0.00			0.00	0	0.000	0.000	
00/02-19-002-29W1/0	May-18	19.23	596	7.08	220	0.00	0.00			0.00	0	0.000	0.000	
00/02-19-002-29W1/0	Jun-18	4.86	146	25.31	759	0.00	0.00			0.00	5	0.000	0.000	
00/02-19-002-29W1/0	Jul-18	3.12	97	23.56	730	3.42	105.94			1093.7	8	0.000	0.000	
00/02-19-002-29W1/0	Aug-18	3.33	103	25.12	779	1.48	45.91			445.06	8	0.000	0.000	
00/02-19-002-29W1/0	Sep-18	1.72	52	12.33	370	5.65	169.51			3286.5	7	0.000	0.000	
00/02-19-002-29W1/0	Oct-18	3.57	111	28.63	887	5.24	162.45			1467.4	8	0.000	0.000	
00/02-19-002-29W1/0	Nov-18	3.47	104	23.48	705	6.91	207.30			1991.4	7	0.000	0.000	
00/02-19-002-29W1/0	Dec-18	3.36	104	21.36	662	4.76	147.62			1416.3	6	0.000	0.000	

D0/16-05-002-29W1/0
South Pierson Unit 1 Group Production and Injection

@name()	Date	Oil Rate (CD) bbl/d	Monthly Oil Prod bbl	Water Rate (CD) bbl/d	Monthly Water Prod bbl	Gas Rate (CD) Mcf/d	Monthly Gas Prod Mcf	Water Inj Rate (CD) bbl/d	INJ WINJ bbl	Gas Oil Ratio cf/bbl	Water Oil Ratio bbl/bbl	Inst. VRR	Cum VRR Since Prod	
-----			----		-----		-----		-----					
			3593		5750		845.79		0.00					Sum
00/02-21-002-29W1/0	Jan-18	3.25	101	1.60	50	0.46	14.13			140.36	0	0.000	0.000	
00/02-21-002-29W1/0	Feb-18	1.82	51	0.79	22	0.00	0.00			0.00	0	0.000	0.000	
00/02-21-002-29W1/0	Mar-18	2.70	84	1.20	37	0.00	0.00			0.00	0	0.000	0.000	
00/02-21-002-29W1/0	Apr-18	2.77	83	1.20	36	0.00	0.00			0.00	0	0.000	0.000	
00/02-21-002-29W1/0	May-18	2.21	69	0.91	28	0.00	0.00			0.00	0	0.000	0.000	
00/02-21-002-29W1/0	Jun-18	2.03	61	0.82	25	0.00	0.00			0.00	0	0.000	0.000	
00/02-21-002-29W1/0	Jul-18	2.05	64	0.83	26	0.00	0.00			0.00	0	0.000	0.000	
00/02-21-002-29W1/0	Aug-18	1.62	50	0.53	16	0.00	0.00			0.00	0	0.000	0.000	
00/02-21-002-29W1/0	Sep-18	3.92	118	1.17	35	9.89	296.64			2522.0	0	0.000	0.000	
00/02-21-002-29W1/0	Oct-18	4.24	131	1.26	39	8.20	254.27			1934.2	0	0.000	0.000	
00/02-21-002-29W1/0	Nov-18	2.29	69	0.64	19	6.24	187.17			2722.5	0	0.000	0.000	
00/02-21-002-29W1/0	Dec-18	2.27	70	0.58	18	4.61	143.02			2033.9	0	0.000	0.000	
-----			----		-----		-----		-----					
			950		351		895.23		0.00					Sum
00/02-23-002-29W1/0	Jan-18	5.99	186	83.61	2592	9.68	300.17			1617.7	14	0.000	0.000	
00/02-23-002-29W1/0	Feb-18	5.80	162	81.36	2278	24.85	695.70			4287.1	14	0.000	0.000	
00/02-23-002-29W1/0	Mar-18	5.66	175	83.07	2575	0.00	0.00			0.00	15	0.000	0.000	
00/02-23-002-29W1/0	Apr-18	5.47	164	79.10	2373	0.00	0.00			0.00	14	0.000	0.000	
00/02-23-002-29W1/0	May-18	5.58	173	87.04	2698	0.00	0.00			0.00	16	0.000	0.000	
00/02-23-002-29W1/0	Jun-18	5.39	162	82.23	2467	0.00	0.00			0.00	15	0.000	0.000	
00/02-23-002-29W1/0	Jul-18	3.69	114	59.59	1847	4.90	151.85			1326.5	16	0.000	0.000	
00/02-23-002-29W1/0	Aug-18	4.46	138	70.77	2194	3.76	116.54			842.19	16	0.000	0.000	
00/02-23-002-29W1/0	Sep-18	5.51	165	96.00	2880	0.00	0.00			0.00	17	0.000	0.000	
00/02-23-002-29W1/0	Oct-18	3.67	114	93.03	2884	2.16	67.10			589.38	25	0.000	0.000	
00/02-23-002-29W1/0	Nov-18	2.99	90	76.03	2281	8.18	245.44			2740.2	25	0.000	0.000	
00/02-23-002-29W1/0	Dec-18	1.58	49	77.43	2400	8.11	251.44			5144.9	49	0.000	0.000	
-----			----		-----		-----		-----					

D0/16-05-002-29W1/0
South Pierson Unit 1 Group Production and Injection

@name()	Date	Oil Rate (CD) bbl/d	Monthly Oil Prod bbl	Water Rate (CD) bbl/d	Monthly Water Prod bbl	Gas Rate (CD) Mcf/d	Monthly Gas Prod Mcf	Water Inj Rate (CD) bbl/d	INJ WINJ bbl	Gas Oil Ratio cf/bbl	Water Oil Ratio bbl/bbl	Inst. VRR	Cum VRR Since Prod	
			1693		29470		1828.24		0.00					Sum
00/02-24-002-29W1/0	Jan-18	1.56	48	0.51	16	4.90	151.85			3135.4	0	0.000	0.000	
00/02-24-002-29W1/0	Feb-18	1.75	49	0.25	7	5.42	151.85			3095.2	0	0.000	0.000	
00/02-24-002-29W1/0	Mar-18	1.99	62	0.10	3	1.48	45.91			744.79	0	0.000	0.000	
00/02-24-002-29W1/0	Apr-18	1.99	60	0.13	4	0.00	0.00			0.00	0	0.000	0.000	
00/02-24-002-29W1/0	May-18	1.72	53	0.06	2	0.00	0.00			0.00	0	0.000	0.000	
00/02-24-002-29W1/0	Jun-18	1.53	46	0.00	0	0.00	0.00			0.00	0	0.000	0.000	
00/02-24-002-29W1/0	Jul-18	1.87	58	0.00	0	0.00	0.00			0.00	0	0.000	0.000	
00/02-24-002-29W1/0	Aug-18	1.89	58	0.00	0	0.00	0.00			0.00	0	0.000	0.000	
00/02-24-002-29W1/0	Sep-18	1.87	56	0.00	0	0.00	0.00			0.00	0	0.000	0.000	
00/02-24-002-29W1/0	Oct-18	2.15	67	0.00	0	0.00	0.00			0.00	0	0.000	0.000	
00/02-24-002-29W1/0	Nov-18	1.67	50	0.00	0	0.82	24.72			493.75	0	0.000	0.000	
00/02-24-002-29W1/0	Dec-18	1.34	42	0.00	0	1.69	52.27			1257.1	0	0.000	0.000	
-----			----		-----		-----		-----					
			649		31		426.60		0.00					Sum
00/02-25-002-29W1/0	Jan-18	4.44	138	11.75	364	1.03	31.78			230.74	3	0.000	0.000	
00/02-25-002-29W1/0	Feb-18	7.28	204	12.06	338	0.88	24.72			121.30	2	0.000	0.000	
00/02-25-002-29W1/0	Mar-18	8.72	270	18.04	559	3.87	120.07			443.94	2	0.000	0.000	
00/02-25-002-29W1/0	Apr-18	9.85	296	27.44	823	9.89	296.64			1003.4	3	0.000	0.000	
00/02-25-002-29W1/0	May-18	8.38	260	20.57	638	4.78	148.32			570.97	2	0.000	0.000	
00/02-25-002-29W1/0	Jun-18	2.29	69	5.68	170	0.94	28.25			412.08	2	0.000	0.000	
00/02-25-002-29W1/0	Jul-18	0.00	0	0.00	0	0.00	0.00						0.000	
00/02-25-002-29W1/0	Aug-18	8.34	259	54.68	1695	3.30	102.41			396.16	7	0.000	0.000	
00/02-25-002-29W1/0	Sep-18	12.24	367	74.47	2234	6.36	190.70			519.16	6	0.000	0.000	
00/02-25-002-29W1/0	Oct-18	13.19	409	68.94	2137	7.18	222.48			544.18	5	0.000	0.000	
00/02-25-002-29W1/0	Nov-18	10.70	321	30.98	929	7.37	221.07			688.89	3	0.000	0.000	
00/02-25-002-29W1/0	Dec-18	8.69	269	19.68	610	5.64	174.81			648.90	2	0.000	0.000	
-----			----		-----		-----		-----					
			2861		10499		1561.26		0.00					Sum

D0/16-05-002-29W1/0
South Pierson Unit 1 Group Production and Injection

@name()	Date	Oil Rate (CD) bbl/d	Monthly Oil Prod bbl	Water Rate (CD) bbl/d	Monthly Water Prod bbl	Gas Rate (CD) Mcf/d	Monthly Gas Prod Mcf	Water Inj Rate (CD) bbl/d	INJ WINJ bbl	Gas Oil Ratio cf/bbl	Water Oil Ratio bbl/bbl	Inst. VRR	Cum VRR Since Prod	
00/02-30-002-29W1/0	Jan-18							137.28	4255.68				0.304	
00/02-30-002-29W1/0	Feb-18							78.67	2202.69				0.322	
00/02-30-002-29W1/0	Mar-18							78.32	2427.87				0.342	
00/02-30-002-29W1/0	Apr-18							45.41	1362.37				0.353	
00/02-30-002-29W1/0	May-18							39.75	1232.17				0.363	
00/02-30-002-29W1/0	Jun-18							11.95	358.52				0.366	
00/02-30-002-29W1/0	Jul-18							41.39	1283.12				0.377	
00/02-30-002-29W1/0	Aug-18							43.83	1358.60				0.388	
00/02-30-002-29W1/0	Sep-18							41.68	1250.41				0.398	
00/02-30-002-29W1/0	Oct-18							38.94	1207.01				0.408	
00/02-30-002-29W1/0	Nov-18							0.00	0.00				0.408	
00/02-30-002-29W1/0	Dec-18							15.46	479.28				0.412	
-----			----		-----		-----		-----					
			0		0		0.00		17417.73					Sum
00/03-08-002-29W1/0	Jan-18	2.39	74	0.00	0	15.83	490.87			6613.7	0	0.000	0.000	
00/03-08-002-29W1/0	Feb-18	2.54	71	0.00	0	0.00	0.00			0.00	0	0.000	0.000	
00/03-08-002-29W1/0	Mar-18	2.52	78	0.00	0	0.00	0.00			0.00	0	0.000	0.000	
00/03-08-002-29W1/0	Apr-18	1.66	50	0.00	0	0.00	0.00			0.00	0	0.000	0.000	
00/03-08-002-29W1/0	May-18	0.00	0	0.00	0	0.00	0.00						0.000	
00/03-08-002-29W1/0	Jun-18	2.37	71	0.00	0	0.00	0.00			0.00	0	0.000	0.000	
00/03-08-002-29W1/0	Jul-18	2.33	72	0.00	0	0.91	28.25			390.58	0	0.000	0.000	
00/03-08-002-29W1/0	Aug-18	1.70	53	0.08	3	7.18	222.48			4210.9	0	0.000	0.000	
00/03-08-002-29W1/0	Sep-18	1.64	49	0.02	1	4.71	141.26			2879.2	0	0.000	0.000	
00/03-08-002-29W1/0	Oct-18	1.64	51	0.00	0	0.00	0.00			0.00	0	0.000	0.000	
00/03-08-002-29W1/0	Nov-18	1.45	43	0.00	0	3.06	91.82			2115.6	0	0.000	0.000	
00/03-08-002-29W1/0	Dec-18	1.20	37	0.00	0	5.70	176.57			4766.2	0	0.000	0.000	
-----			----		-----		-----		-----					
			650		3		1151.26		0.00					Sum

D0/16-05-002-29W1/0
South Pierson Unit 1 Group Production and Injection

@name()	Date	Oil Rate (CD) bbl/d	Monthly Oil Prod bbl	Water Rate (CD) bbl/d	Monthly Water Prod bbl	Gas Rate (CD) Mcf/d	Monthly Gas Prod Mcf	Water Inj Rate (CD) bbl/d	INJ WINJ bbl	Gas Oil Ratio cf/bbl	Water Oil Ratio bbl/bbl	Inst. VRR	Cum VRR Since Prod	
00/03-09-002-29W1/0	Jan-18	4.59	142	0.04	1	4.90	151.85			1068.2	0	0.000	0.000	
00/03-09-002-29W1/0	Feb-18	0.00	0	0.00	0	0.00	0.00	6.87	192.47				0.001	
00/03-09-002-29W1/0	Mar-18							60.38	1871.85				0.010	
00/03-09-002-29W1/0	Apr-18							68.24	2047.33				0.020	
00/03-09-002-29W1/0	May-18							56.57	1753.66				0.028	
00/03-09-002-29W1/0	Jun-18							50.70	1521.06				0.036	
00/03-09-002-29W1/0	Jul-18							46.16	1430.81				0.043	
00/03-09-002-29W1/0	Aug-18							42.30	1311.42				0.049	
00/03-09-002-29W1/0	Sep-18							40.44	1213.30				0.055	
00/03-09-002-29W1/0	Oct-18							26.78	830.25				0.059	
00/03-09-002-29W1/0	Nov-18							0.00	0.00				0.059	
00/03-09-002-29W1/0	Dec-18							15.26	473.12				0.061	
-----			----		-----		-----		-----					
			142		1		151.85		12645.28					Sum
00/03-10-002-29W1/0	Jan-18	0.67	21	0.00	0	0.00	0.00			0.00	0	0.000	0.000	
00/03-10-002-29W1/0	Feb-18	0.76	21	0.00	0	0.00	0.00			0.00	0	0.000	0.000	
00/03-10-002-29W1/0	Mar-18	0.75	23	0.00	0	0.00	0.00			0.00	0	0.000	0.000	
00/03-10-002-29W1/0	Apr-18	0.65	19	0.00	0	0.00	0.00			0.00	0	0.000	0.000	
00/03-10-002-29W1/0	May-18	0.20	6	0.00	0	0.00	0.00			0.00	0	0.000	0.000	
00/03-10-002-29W1/0	Jun-18	0.04	1	0.00	0	0.00	0.00			0.00	0	0.000	0.000	
00/03-10-002-29W1/0	Jul-18	0.51	16	0.00	0	0.00	0.00			0.00	0	0.000	0.000	
00/03-10-002-29W1/0	Aug-18	4.12	128	1.10	34	0.00	0.00			0.00	0	0.000	0.000	
00/03-10-002-29W1/0	Sep-18	6.44	193	2.08	62	5.65	169.51			877.85	0	0.000	0.000	
00/03-10-002-29W1/0	Oct-18	5.54	172	3.10	96	4.90	151.85			884.35	1	0.000	0.000	
00/03-10-002-29W1/0	Nov-18	3.81	114	2.05	61	2.94	88.29			771.66	1	0.000	0.000	
00/03-10-002-29W1/0	Dec-18	3.32	103	1.79	55	3.20	99.23			964.95	1	0.000	0.000	
-----			----		-----		-----		-----					
			818		309		508.88		0.00					Sum
00/03-11-002-29W1/0	Jan-18	0.00	0	0.00	0	0.00	0.00						0.000	

D0/16-05-002-29W1/0
South Pierson Unit 1 Group Production and Injection

@name()	Date	Oil Rate (CD) bbl/d	Monthly Oil Prod bbl	Water Rate (CD) bbl/d	Monthly Water Prod bbl	Gas Rate (CD) Mcf/d	Monthly Gas Prod Mcf	Water Inj Rate (CD) bbl/d	INJ WINJ bbl	Gas Oil Ratio cf/bbl	Water Oil Ratio bbl/bbl	Inst. VRR	Cum VRR Since Prod	
-----			----		-----		-----		-----					
	Jan-18		0		0		0.00		0.00					Sum
00/03-14-002-29W1/0	Jan-18	1.20	37	0.00	0	0.00	0.00			0.00	0	0.000	0.000	
00/03-14-002-29W1/0	Feb-18	1.26	35	0.00	0	0.00	0.00			0.00	0	0.000	0.000	
00/03-14-002-29W1/0	Mar-18	1.26	39	0.00	0	0.00	0.00			0.00	0	0.000	0.000	
00/03-14-002-29W1/0	Apr-18	1.28	38	0.00	0	0.00	0.00			0.00	0	0.000	0.000	
00/03-14-002-29W1/0	May-18	1.28	40	0.00	0	0.00	0.00			0.00	0	0.000	0.000	
00/03-14-002-29W1/0	Jun-18	1.26	38	0.00	0	0.00	0.00			0.00	0	0.000	0.000	
00/03-14-002-29W1/0	Jul-18	1.18	36	0.00	0	6.27	194.23			5324.1	0	0.000	0.000	
00/03-14-002-29W1/0	Aug-18	1.14	35	0.00	0	2.05	63.57			1804.6	0	0.000	0.000	
00/03-14-002-29W1/0	Sep-18	1.13	34	0.00	0	0.00	0.00			0.00	0	0.000	0.000	
00/03-14-002-29W1/0	Oct-18	1.01	31	0.00	0	0.00	0.00			0.00	0	0.000	0.000	
00/03-14-002-29W1/0	Nov-18	0.94	28	0.00	0	0.00	0.00			0.00	0	0.000	0.000	
00/03-14-002-29W1/0	Dec-18	0.95	29	0.00	0	0.00	0.00			0.00	0	0.000	0.000	
-----			----		-----		-----		-----					
			422		0		257.80		0.00					Sum
00/03-15-002-29W1/0	Jan-18	0.93	29	0.00	0	0.00	0.00			0.00	0	0.000	0.000	
00/03-15-002-29W1/0	Feb-18	1.33	37	0.00	0	0.00	0.00			0.00	0	0.000	0.000	
00/03-15-002-29W1/0	Mar-18	1.24	38	0.00	0	0.00	0.00			0.00	0	0.000	0.000	
00/03-15-002-29W1/0	Apr-18	1.22	36	0.00	0	0.00	0.00			0.00	0	0.000	0.000	
00/03-15-002-29W1/0	May-18	1.08	33	0.00	0	0.00	0.00			0.00	0	0.000	0.000	
00/03-15-002-29W1/0	Jun-18	0.75	23	0.00	0	0.00	0.00			0.00	0	0.000	0.000	
00/03-15-002-29W1/0	Jul-18	0.75	23	0.00	0	0.00	0.00			0.00	0	0.000	0.000	
00/03-15-002-29W1/0	Aug-18	0.75	23	0.00	0	0.00	0.00			0.00	0	0.000	0.000	
00/03-15-002-29W1/0	Sep-18	0.88	26	0.00	0	0.00	0.00			0.00	0	0.000	0.000	
00/03-15-002-29W1/0	Oct-18	0.77	24	0.00	0	6.38	197.76			8274.1	0	0.000	0.000	
00/03-15-002-29W1/0	Nov-18	0.98	29	0.00	0	1.49	44.85			1526.8	0	0.000	0.000	
00/03-15-002-29W1/0	Dec-18	1.13	35	0.00	0	1.88	58.27			1657.2	0	0.000	0.000	
-----			----		-----		-----		-----					

D0/16-05-002-29W1/0
South Pierson Unit 1 Group Production and Injection

@name()	Date	Oil Rate (CD) bbl/d	Monthly Oil Prod bbl	Water Rate (CD) bbl/d	Monthly Water Prod bbl	Gas Rate (CD) Mcf/d	Monthly Gas Prod Mcf	Water Inj Rate (CD) bbl/d	INJ WINJ bbl	Gas Oil Ratio cf/bbl	Water Oil Ratio bbl/bbl	Inst. VRR	Cum VRR Since Prod	
			358		0		300.88		0.00					Sum
00/03-16-002-29W1/0	Jan-18	1.52	47	4.34	135	0.46	14.13			299.44	3	0.000	0.000	
00/03-16-002-29W1/0	Feb-18	0.00	0	0.00	0	0.00	0.00	10.89	305.06				0.001	
00/03-16-002-29W1/0	Mar-18							65.33	2025.32				0.004	
00/03-16-002-29W1/0	Apr-18							87.13	2614.04				0.009	
00/03-16-002-29W1/0	May-18							71.70	2222.82				0.014	
00/03-16-002-29W1/0	Jun-18							70.61	2118.41				0.018	
00/03-16-002-29W1/0	Jul-18							79.50	2464.35				0.022	
00/03-16-002-29W1/0	Aug-18							58.25	1805.80				0.026	
00/03-16-002-29W1/0	Sep-18							88.25	2647.38				0.031	
00/03-16-002-29W1/0	Oct-18							122.63	3801.56				0.038	
00/03-16-002-29W1/0	Nov-18							0.00	0.00				0.038	
00/03-16-002-29W1/0	Dec-18							98.45	3051.81				0.044	
-----			----		-----		-----		-----					
			47		135		14.13		23056.54					Sum
00/03-17-002-29W1/0	Jan-18	3.33	103	0.28	9	6.38	197.76			1917.1	0	0.000	0.000	
00/03-17-002-29W1/0	Feb-18	4.52	126	0.38	11	11.60	324.89			2569.8	0	0.000	0.000	
00/03-17-002-29W1/0	Mar-18	4.04	125	0.39	12	40.67	1260.73			10072.	0	0.000	0.000	
00/03-17-002-29W1/0	Apr-18	3.61	108	0.36	11	60.86	1825.77			16876.	0	0.000	0.000	
00/03-17-002-29W1/0	May-18	3.06	95	0.39	12	53.54	1659.79			17475.	0	0.000	0.000	
00/03-17-002-29W1/0	Jun-18	0.17	5	0.02	1	3.18	95.35			18949.	0	0.000	0.000	
00/03-17-002-29W1/0	Jul-18	0.00	0	0.00	0	0.00	0.00						0.000	
00/03-17-002-29W1/0	Aug-18	3.90	121	0.61	19	6.84	211.89			1754.5	0	0.000	0.000	
00/03-17-002-29W1/0	Sep-18	4.72	142	0.61	18	5.18	155.38			1097.9	0	0.000	0.000	
00/03-17-002-29W1/0	Oct-18	5.17	160	0.65	20	4.56	141.26			880.72	0	0.000	0.000	
00/03-17-002-29W1/0	Nov-18	4.96	149	0.58	17	6.13	183.99			1236.8	0	0.000	0.000	
00/03-17-002-29W1/0	Dec-18	3.26	101	0.34	11	2.42	74.87			741.15	0	0.000	0.000	
-----			----		-----		-----		-----					
			1235		140		6131.68		0.00					Sum

D0/16-05-002-29W1/0
South Pierson Unit 1 Group Production and Injection

@name()	Date	Oil Rate (CD) bbl/d	Monthly Oil Prod bbl	Water Rate (CD) bbl/d	Monthly Water Prod bbl	Gas Rate (CD) Mcf/d	Monthly Gas Prod Mcf	Water Inj Rate (CD) bbl/d	INJ WINJ bbl	Gas Oil Ratio cf/bbl	Water Oil Ratio bbl/bbl	Inst. VRR	Cum VRR Since Prod	
00/03-20-002-28W1/0	Jan-18	5.66	175	100.66	3120	1.37	42.38			241.49	18	0.000	0.000	
00/03-20-002-28W1/0	Feb-18	9.93	278	95.94	2686	0.00	0.00			0.00	10	0.000	0.000	
00/03-20-002-28W1/0	Mar-18	9.60	298	92.22	2859	0.00	0.00			0.00	10	0.000	0.000	
00/03-20-002-28W1/0	Apr-18	9.54	286	94.70	2841	0.00	0.00			0.00	10	0.000	0.000	
00/03-20-002-28W1/0	May-18	9.68	300	85.81	2660	1.71	52.97			176.56	9	0.000	0.000	
00/03-20-002-28W1/0	Jun-18	8.76	263	81.43	2443	1.41	42.38			161.18	9	0.000	0.000	
00/03-20-002-28W1/0	Jul-18	8.26	256	62.67	1943	1.82	56.50			220.72	8	0.000	0.000	
00/03-20-002-28W1/0	Aug-18	7.77	241	58.19	1804	1.94	60.03			249.21	7	0.000	0.000	
00/03-20-002-28W1/0	Sep-18	7.23	217	54.47	1634	2.12	63.57			292.93	8	0.000	0.000	
00/03-20-002-28W1/0	Oct-18	8.56	265	72.70	2254	2.51	77.69			292.70	8	0.000	0.000	
00/03-20-002-28W1/0	Nov-18	9.62	289	67.80	2034	2.87	86.17			298.47	7	0.000	0.000	
00/03-20-002-28W1/0	Dec-18	10.71	332	74.14	2298	3.19	98.88			297.74	7	0.000	0.000	
-----			----		-----		-----		-----					
			3200		28576		580.57		0.00					Sum
00/03-20-002-29W1/0	Jan-18	12.30	381	202.63	6282	1.03	31.78			83.38	16	0.000	0.000	
00/03-20-002-29W1/0	Feb-18	14.67	411	184.70	5171	0.00	0.00			0.00	13	0.000	0.000	
00/03-20-002-29W1/0	Mar-18	15.22	472	191.17	5926	0.00	0.00			0.00	13	0.000	0.000	
00/03-20-002-29W1/0	Apr-18	15.35	460	192.61	5778	0.00	0.00			0.00	13	0.000	0.000	
00/03-20-002-29W1/0	May-18	13.84	429	214.00	6634	0.00	0.00			0.00	15	0.000	0.000	
00/03-20-002-29W1/0	Jun-18	13.63	409	207.46	6224	0.00	0.00			0.00	15	0.000	0.000	
00/03-20-002-29W1/0	Jul-18	7.79	242	143.06	4435	2.96	91.82			380.15	18	0.000	0.000	
00/03-20-002-29W1/0	Aug-18	8.64	268	162.28	5031	4.56	141.26			527.19	19	0.000	0.000	
00/03-20-002-29W1/0	Sep-18	14.61	438	227.23	6817	7.06	211.89			483.32	16	0.000	0.000	
00/03-20-002-29W1/0	Oct-18	17.47	542	246.52	7642	4.90	151.85			280.40	14	0.000	0.000	
00/03-20-002-29W1/0	Nov-18	19.94	598	187.26	5618	9.29	278.63			465.77	9	0.000	0.000	
00/03-20-002-29W1/0	Dec-18	21.56	668	173.89	5390	9.48	293.82			439.57	8	0.000	0.000	
-----			----		-----		-----		-----					
			5318		70948		1201.05		0.00					Sum

D0/16-05-002-29W1/0
South Pierson Unit 1 Group Production and Injection

@name()	Date	Oil Rate (CD) bbl/d	Monthly Oil Prod bbl	Water Rate (CD) bbl/d	Monthly Water Prod bbl	Gas Rate (CD) Mcf/d	Monthly Gas Prod Mcf	Water Inj Rate (CD) bbl/d	INJ WINJ bbl	Gas Oil Ratio cf/bbl	Water Oil Ratio bbl/bbl	Inst. VRR	Cum VRR Since Prod	
00/03-21-002-29W1/0	Jan-18	1.50	47	2.90	90	1.59	49.44			1062.2	2	0.000	0.000	
00/03-21-002-29W1/0	Feb-18	1.30	36	2.47	69	0.00	0.00			0.00	2	0.000	0.000	
00/03-21-002-29W1/0	Mar-18	1.24	38	2.39	74	0.00	0.00			0.00	2	0.000	0.000	
00/03-21-002-29W1/0	Apr-18	1.17	35	2.10	63	0.00	0.00			0.00	2	0.000	0.000	
00/03-21-002-29W1/0	May-18	0.99	31	1.72	53	0.00	0.00			0.00	2	0.000	0.000	
00/03-21-002-29W1/0	Jun-18	0.90	27	1.57	47	0.00	0.00			0.00	2	0.000	0.000	
00/03-21-002-29W1/0	Jul-18	0.85	26	1.44	45	2.96	91.82			3475.7	2	0.000	0.000	
00/03-21-002-29W1/0	Aug-18	1.40	43	2.11	65	4.33	134.20			3092.0	2	0.000	0.000	
00/03-21-002-29W1/0	Sep-18	1.85	55	2.75	82	4.24	127.13			2296.8	1	0.000	0.000	
00/03-21-002-29W1/0	Oct-18	1.52	47	2.21	69	7.97	247.20			5240.2	1	0.000	0.000	
00/03-21-002-29W1/0	Nov-18	1.55	46	2.11	63	6.09	182.58			3927.9	1	0.000	0.000	
00/03-21-002-29W1/0	Dec-18	1.68	52	2.20	68	4.58	141.96			2732.5	1	0.000	0.000	
-----			----		-----		-----		-----					
			485		789		974.33		0.00					Sum
00/03-23-002-29W1/0	Jan-18	9.29	288	37.31	1157	5.13	158.92			551.65	4	0.000	0.000	
00/03-23-002-29W1/0	Feb-18	9.19	257	32.01	896	0.00	0.00			0.00	3	0.000	0.000	
00/03-23-002-29W1/0	Mar-18	10.02	311	33.38	1035	0.00	0.00			0.00	3	0.000	0.000	
00/03-23-002-29W1/0	Apr-18	10.88	326	35.50	1065	0.00	0.00			0.00	3	0.000	0.000	
00/03-23-002-29W1/0	May-18	10.88	337	38.41	1191	0.00	0.00			0.00	4	0.000	0.000	
00/03-23-002-29W1/0	Jun-18	11.62	348	32.18	965	0.00	0.00			0.00	3	0.000	0.000	
00/03-23-002-29W1/0	Jul-18	11.61	360	34.05	1055	1.37	42.38			117.79	3	0.000	0.000	
00/03-23-002-29W1/0	Aug-18	11.22	348	34.37	1065	1.48	45.91			131.99	3	0.000	0.000	
00/03-23-002-29W1/0	Sep-18	10.61	318	33.46	1004	0.00	0.00			0.00	3	0.000	0.000	
00/03-23-002-29W1/0	Oct-18	10.47	325	33.34	1033	2.39	74.16			228.50	3	0.000	0.000	
00/03-23-002-29W1/0	Nov-18	9.85	295	28.71	861	3.58	107.36			363.47	3	0.000	0.000	
00/03-23-002-29W1/0	Dec-18	9.82	304	29.33	909	2.35	72.75			238.92	3	0.000	0.000	
-----			----		-----		-----		-----					
			3818		12237		501.47		0.00					Sum
00/03-25-002-29W1/0	Jan-18	0.00	0	0.00	0	0.00	0.00						0.000	

D0/16-05-002-29W1/0
South Pierson Unit 1 Group Production and Injection

@name()	Date	Oil Rate (CD) bbl/d	Monthly Oil Prod bbl	Water Rate (CD) bbl/d	Monthly Water Prod bbl	Gas Rate (CD) Mcf/d	Monthly Gas Prod Mcf	Water Inj Rate (CD) bbl/d	INJ WINJ bbl	Gas Oil Ratio cf/bbl	Water Oil Ratio bbl/bbl	Inst. VRR	Cum VRR Since Prod	
00/03-25-002-29W1/0	Feb-18	0.00	0	0.00	0	0.00	0.00						0.000	
00/03-25-002-29W1/0	Mar-18	0.00	0	0.00	0	0.00	0.00						0.000	
00/03-25-002-29W1/0	Apr-18	0.00	0	0.00	0	0.00	0.00						0.000	
00/03-25-002-29W1/0	May-18	0.00	0	0.00	0	0.00	0.00						0.000	
00/03-25-002-29W1/0	Jun-18	0.00	0	0.00	0	0.00	0.00						0.000	
00/03-25-002-29W1/0	Jul-18	0.00	0	0.00	0	0.00	0.00						0.000	
-----			----		-----		-----		-----					
			0		0		0.00		0.00					Sum
00/03-30-002-28W1/0	Jan-18	6.63	206	41.21	1277	0.00	0.00			0.00	6	0.000	0.000	
00/03-30-002-28W1/0	Feb-18	12.87	360	31.16	872	2.14	60.03			166.58	2	0.000	0.000	
00/03-30-002-28W1/0	Mar-18	11.95	370	25.57	793	3.19	98.88			266.91	2	0.000	0.000	
00/03-30-002-28W1/0	Apr-18	7.42	223	16.96	509	2.12	63.57			285.49	2	0.000	0.000	
00/03-30-002-28W1/0	May-18	0.00	0	0.00	0	0.00	0.00						0.000	
00/03-30-002-28W1/0	Jun-18	0.00	0	0.00	0	0.00	0.00						0.000	
00/03-30-002-28W1/0	Jul-18	2.98	92	6.51	202	0.57	17.66			190.97	2	0.000	0.000	
00/03-30-002-28W1/0	Aug-18	8.64	268	76.01	2356	2.62	81.22			303.13	9	0.000	0.000	
00/03-30-002-28W1/0	Sep-18	8.97	269	61.58	1847	3.06	91.82			341.07	7	0.000	0.000	
00/03-30-002-28W1/0	Oct-18	12.48	387	38.69	1199	2.85	88.29			228.24	3	0.000	0.000	
00/03-30-002-28W1/0	Nov-18	10.57	317	22.47	674	3.97	119.01			375.42	2	0.000	0.000	
00/03-30-002-28W1/0	Dec-18	10.89	338	21.06	653	1.62	50.15			148.52	2	0.000	0.000	
-----			----		-----		-----		-----					
			2830		10383		670.63		0.00					Sum
00/03-30-002-29W1/0	Jan-18							121.39	3763.19				7.273	
00/03-30-002-29W1/0	Feb-18							74.24	2078.78				7.625	
00/03-30-002-29W1/0	Mar-18							76.61	2375.03				8.028	
00/03-30-002-29W1/0	Apr-18							54.41	1632.20				8.304	
00/03-30-002-29W1/0	May-18							57.66	1787.56				8.607	
00/03-30-002-29W1/0	Jun-18							51.81	1554.21				8.870	
00/03-30-002-29W1/0	Jul-18							43.74	1356.08				9.100	

D0/16-05-002-29W1/0
South Pierson Unit 1 Group Production and Injection

@name()	Date	Oil Rate (CD) bbl/d	Monthly Oil Prod bbl	Water Rate (CD) bbl/d	Monthly Water Prod bbl	Gas Rate (CD) Mcf/d	Monthly Gas Prod Mcf	Water Inj Rate (CD) bbl/d	INJ WINJ bbl	Gas Oil Ratio cf/bbl	Water Oil Ratio bbl/bbl	Inst. VRR	Cum VRR Since Prod	
00/03-30-002-29W1/0	Aug-18							46.26	1434.08				9.343	
00/03-30-002-29W1/0	Sep-18							48.66	1459.86				9.590	
00/03-30-002-29W1/0	Oct-18							42.24	1309.54				9.812	
00/03-30-002-29W1/0	Nov-18							0.00	0.00				9.812	
00/03-30-002-29W1/0	Dec-18							19.07	591.24				9.912	
-----			----		-----		-----		-----					
			0		0		0.00		19341.78					Sum
00/03-34-002-28W1/0	Jan-18	4.46	138	37.92	1176	0.68	21.19			153.13	8	0.000	0.000	
00/03-34-002-28W1/0	Feb-18	4.69	131	38.61	1081	0.63	17.66			134.32	8	0.000	0.000	
00/03-34-002-28W1/0	Mar-18	3.67	114	29.70	921	0.57	17.66			155.10	8	0.000	0.000	
00/03-34-002-28W1/0	Apr-18	1.30	39	15.16	455	0.24	7.06			181.12	12	0.000	0.000	
00/03-34-002-28W1/0	May-18	2.58	80	18.91	586	0.34	10.59			132.63	7	0.000	0.000	
00/03-34-002-28W1/0	Jun-18	2.87	86	27.36	821	0.35	10.59			122.95	10	0.000	0.000	
00/03-34-002-28W1/0	Jul-18	2.78	86	25.42	788	0.34	10.59			122.95	9	0.000	0.000	
00/03-34-002-28W1/0	Aug-18	3.98	123	34.03	1055	0.57	17.66			143.23	9	0.000	0.000	
00/03-34-002-28W1/0	Sep-18	2.18	65	19.98	599	0.35	10.59			161.96	9	0.000	0.000	
00/03-34-002-28W1/0	Oct-18	3.17	98	27.55	854	0.46	14.13			143.96	9	0.000	0.000	
00/03-34-002-28W1/0	Nov-18	4.32	130	38.88	1166	0.00	0.00			0.00	9	0.000	0.000	
00/03-34-002-28W1/0	Dec-18	4.52	140	40.63	1260	0.00	0.00			0.00	9	0.000	0.000	
-----			----		-----		-----		-----					
			1232		10762		137.73		0.00					Sum
00/04-08-002-29W1/0	Jan-18	3.39	105	1.32	41	0.00	0.00			0.00	0	0.000	0.000	
00/04-08-002-29W1/0	Feb-18	3.19	89	1.26	35	0.00	0.00			0.00	0	0.000	0.000	
00/04-08-002-29W1/0	Mar-18	4.22	131	1.72	53	0.00	0.00			0.00	0	0.000	0.000	
00/04-08-002-29W1/0	Apr-18	1.87	56	0.80	24	0.00	0.00			0.00	0	0.000	0.000	
00/04-08-002-29W1/0	May-18	1.42	44	0.71	22	0.00	0.00			0.00	1	0.000	0.000	
00/04-08-002-29W1/0	Jun-18	1.32	40	0.65	19	0.00	0.00			0.00	0	0.000	0.000	
00/04-08-002-29W1/0	Jul-18	1.01	31	0.47	14	3.53	109.48			3481.0	0	0.000	0.000	
00/04-08-002-29W1/0	Aug-18	0.57	18	0.14	4	11.39	353.15			20052.	0	0.000	0.000	

D0/16-05-002-29W1/0
South Pierson Unit 1 Group Production and Injection

@name()	Date	Oil Rate (CD) bbl/d	Monthly Oil Prod bbl	Water Rate (CD) bbl/d	Monthly Water Prod bbl	Gas Rate (CD) Mcf/d	Monthly Gas Prod Mcf	Water Inj Rate (CD) bbl/d	INJ WINJ bbl	Gas Oil Ratio cf/bbl	Water Oil Ratio bbl/bbl	Inst. VRR	Cum VRR Since Prod	
00/04-08-002-29W1/0	Sep-18	0.73	22	0.21	6	32.37	971.15			44114.	0	0.000	0.000	
00/04-08-002-29W1/0	Oct-18	1.12	35	0.37	11	40.67	1260.73			36443.	0	0.000	0.000	
00/04-08-002-29W1/0	Nov-18	0.89	27	0.31	9	8.78	263.45			9832.1	0	0.000	0.000	
00/04-08-002-29W1/0	Dec-18	0.49	15	0.19	6	3.69	114.42			7579.6	0	0.000	0.000	
-----			----		-----		-----		-----					
			612		246		3072.38		0.00					Sum
00/04-09-002-29W1/0	Jan-18							520.71	16142.16				10.224	
00/04-09-002-29W1/0	Feb-18							172.25	4823.02				10.253	
00/04-09-002-29W1/0	Mar-18							210.65	6530.08				10.292	
00/04-09-002-29W1/0	Apr-18							406.70	12200.97				10.366	
00/04-09-002-29W1/0	May-18							1014.8	31459.73				10.555	
00/04-09-002-29W1/0	Jun-18							840.44	25213.32				10.707	
00/04-09-002-29W1/0	Jul-18							804.95	24953.55				10.857	
00/04-09-002-29W1/0	Aug-18							397.37	12318.59				10.931	
00/04-09-002-29W1/0	Sep-18							0.63	18.87				10.932	
00/04-09-002-29W1/0	Oct-18							0.63	19.50				10.932	
00/04-09-002-29W1/0	Nov-18							0.00	0.00				10.932	
00/04-09-002-29W1/0	Dec-18							1263.0	39154.05				11.167	
-----			----		-----		-----		-----					
			0		0		0.00		172833.82					Sum
00/04-10-002-29W1/0	Jan-18	3.55	110	0.43	13	1.25	38.85			352.92	0	0.000	0.000	
00/04-10-002-29W1/0	Feb-18	2.79	78	0.36	10	19.93	557.97			7154.0	0	0.000	0.000	
00/04-10-002-29W1/0	Mar-18	2.19	68	0.24	8	5.13	158.92			2339.4	0	0.000	0.000	
00/04-10-002-29W1/0	Apr-18	2.29	69	0.25	8	0.00	0.00			0.00	0	0.000	0.000	
00/04-10-002-29W1/0	May-18	1.83	57	0.20	6	0.00	0.00			0.00	0	0.000	0.000	
00/04-10-002-29W1/0	Jun-18	1.72	52	0.19	6	0.00	0.00			0.00	0	0.000	0.000	
00/04-10-002-29W1/0	Jul-18	2.48	77	0.34	11	2.51	77.69			1012.4	0	0.000	0.000	
00/04-10-002-29W1/0	Aug-18	3.63	113	0.55	17	1.14	35.31			313.66	0	0.000	0.000	
00/04-10-002-29W1/0	Sep-18	2.10	63	0.31	9	6.59	197.76			3144.1	0	0.000	0.000	

D0/16-05-002-29W1/0
South Pierson Unit 1 Group Production and Injection

@name()	Date	Oil Rate (CD) bbl/d	Monthly Oil Prod bbl	Water Rate (CD) bbl/d	Monthly Water Prod bbl	Gas Rate (CD) Mcf/d	Monthly Gas Prod Mcf	Water Inj Rate (CD) bbl/d	INJ WINJ bbl	Gas Oil Ratio cf/bbl	Water Oil Ratio bbl/bbl	Inst. VRR	Cum VRR Since Prod	
00/04-10-002-29W1/0	Oct-18	1.85	57	0.24	8	3.99	123.60			2159.4	0	0.000	0.000	
00/04-10-002-29W1/0	Nov-18	1.70	51	0.09	3	2.10	62.86			1232.3	0	0.000	0.000	
00/04-10-002-29W1/0	Dec-18	1.50	46	0.06	2	2.35	72.75			1565.0	0	0.000	0.000	
-----			----		-----		-----		-----					
			840		100		1325.71		0.00					Sum
00/04-14-002-29W1/0	Jan-18	0.00	0	0.00	0	0.00	0.00						0.000	
-----			----		-----		-----		-----					
	Jan-18		0		0		0.00		0.00					Sum
00/04-15-002-29W1/0	Jan-18							11.52	357.26				2.247	
00/04-15-002-29W1/0	Feb-18							30.93	866.11				2.255	
00/04-15-002-29W1/0	Mar-18							31.81	986.24				2.263	
00/04-15-002-29W1/0	Apr-18							26.40	791.89				2.270	
00/04-15-002-29W1/0	May-18							27.29	845.98				2.277	
00/04-15-002-29W1/0	Jun-18							22.20	666.09				2.283	
00/04-15-002-29W1/0	Jul-18							23.96	742.83				2.289	
00/04-15-002-29W1/0	Aug-18							28.22	874.91				2.296	
00/04-15-002-29W1/0	Sep-18							30.48	914.54				2.304	
00/04-15-002-29W1/0	Oct-18							27.23	844.09				2.311	
00/04-15-002-29W1/0	Nov-18							0.00	0.00				2.311	
00/04-15-002-29W1/0	Dec-18							11.73	363.55				2.314	
-----			----		-----		-----		-----					
			0		0		0.00		8253.48					Sum
00/04-16-002-29W1/0	Jan-18							0.47	14.47				7.073	
00/04-16-002-29W1/0	Feb-18							0.63	17.61				7.073	
00/04-16-002-29W1/0	Mar-18							0.63	19.50				7.073	
00/04-16-002-29W1/0	Apr-18							0.63	18.87				7.074	
00/04-16-002-29W1/0	May-18							0.63	19.50				7.074	
00/04-16-002-29W1/0	Jun-18							0.63	18.87				7.075	

D0/16-05-002-29W1/0
South Pierson Unit 1 Group Production and Injection

@name()	Date	Oil Rate (CD) bbl/d	Monthly Oil Prod bbl	Water Rate (CD) bbl/d	Monthly Water Prod bbl	Gas Rate (CD) Mcf/d	Monthly Gas Prod Mcf	Water Inj Rate (CD) bbl/d	INJ WINJ bbl	Gas Oil Ratio cf/bbl	Water Oil Ratio bbl/bbl	Inst. VRR	Cum VRR Since Prod	
00/04-16-002-29W1/0	Jul-18							0.63	19.50				7.075	
00/04-16-002-29W1/0	Aug-18							0.63	19.50				7.075	
00/04-16-002-29W1/0	Sep-18							0.63	18.87				7.076	
00/04-16-002-29W1/0	Oct-18							0.47	14.47				7.076	
00/04-16-002-29W1/0	Nov-18							0.00	0.00				7.076	
00/04-16-002-29W1/0	Dec-18							0.63	19.50				7.076	
-----			----		-----		-----		-----					
			0		0		0.00		200.64					Sum
00/04-17-002-29W1/0	Jan-18							0.63	19.50				3.732	
00/04-17-002-29W1/0	Feb-18							0.63	17.61				3.732	
00/04-17-002-29W1/0	Mar-18							0.63	19.50				3.733	
00/04-17-002-29W1/0	Apr-18							0.63	18.87				3.734	
00/04-17-002-29W1/0	May-18							0.63	19.50				3.735	
00/04-17-002-29W1/0	Jun-18							0.63	18.87				3.736	
00/04-17-002-29W1/0	Jul-18							0.63	19.50				3.737	
00/04-17-002-29W1/0	Aug-18							0.63	19.50				3.738	
00/04-17-002-29W1/0	Sep-18							0.63	18.87				3.739	
00/04-17-002-29W1/0	Oct-18							0.63	19.50				3.740	
00/04-17-002-29W1/0	Nov-18							0.00	0.00				3.740	
00/04-17-002-29W1/0	Dec-18							0.63	19.50				3.741	
-----			----		-----		-----		-----					
			0		0		0.00		210.71					Sum
00/04-18-002-29W1/0	Jan-18	5.97	185	46.16	1431	0.00	0.00			0.00	8	0.000	0.000	
00/04-18-002-29W1/0	Feb-18	6.99	196	29.72	832	0.00	0.00			0.00	4	0.000	0.000	
00/04-18-002-29W1/0	Mar-18	6.45	200	25.75	798	20.28	628.60			3142.7	4	0.000	0.000	
00/04-18-002-29W1/0	Apr-18	6.18	186	24.61	738	13.77	413.18			2226.8	4	0.000	0.000	
00/04-18-002-29W1/0	May-18	5.64	175	24.90	772	0.00	0.00			0.00	4	0.000	0.000	
00/04-18-002-29W1/0	Jun-18	5.62	169	23.08	693	0.00	0.00			0.00	4	0.000	0.000	
00/04-18-002-29W1/0	Jul-18	5.28	164	22.72	704	3.42	105.94			647.84	4	0.000	0.000	

D0/16-05-002-29W1/0
South Pierson Unit 1 Group Production and Injection

@name()	Date	Oil Rate (CD) bbl/d	Monthly Oil Prod bbl	Water Rate (CD) bbl/d	Monthly Water Prod bbl	Gas Rate (CD) Mcf/d	Monthly Gas Prod Mcf	Water Inj Rate (CD) bbl/d	INJ WINJ bbl	Gas Oil Ratio cf/bbl	Water Oil Ratio bbl/bbl	Inst. VRR	Cum VRR Since Prod	
00/04-18-002-29W1/0	Aug-18	4.46	138	20.84	646	1.48	45.91			331.77	5	0.000	0.000	
00/04-18-002-29W1/0	Sep-18	3.90	117	19.16	575	0.00	0.00			0.00	5	0.000	0.000	
00/04-18-002-29W1/0	Oct-18	3.63	113	18.24	565	4.56	141.26			1254.6	5	0.000	0.000	
00/04-18-002-29W1/0	Nov-18	3.29	99	15.51	465	6.24	187.17			1894.1	5	0.000	0.000	
00/04-18-002-29W1/0	Dec-18	2.63	82	13.53	419	3.21	99.59			1220.7	5	0.000	0.000	
-----			----		-----		-----		-----					
			1821		8639		1621.65		0.00					Sum
00/04-20-002-29W1/0	Jan-18							42.57	1319.60				2.671	
00/04-20-002-29W1/0	Feb-18							29.58	828.37				2.688	
00/04-20-002-29W1/0	Mar-18							38.65	1198.21				2.713	
00/04-20-002-29W1/0	Apr-18							33.57	1007.00				2.733	
00/04-20-002-29W1/0	May-18							30.98	960.45				2.753	
00/04-20-002-29W1/0	Jun-18							40.72	1221.48				2.778	
00/04-20-002-29W1/0	Jul-18							101.69	3152.45				2.843	
00/04-20-002-29W1/0	Aug-18							99.74	3092.07				2.906	
00/04-20-002-29W1/0	Sep-18							89.80	2693.92				2.962	
00/04-20-002-29W1/0	Oct-18							126.20	3912.26				3.042	
00/04-20-002-29W1/0	Nov-18							0.00	0.00				3.042	
00/04-20-002-29W1/0	Dec-18							64.61	2003.05				3.083	
-----			----		-----		-----		-----					
			0		0		0.00		21388.86					Sum
00/04-23-002-29W1/0	Jan-18	3.51	109	30.11	933	6.61	204.83			1882.3	9	0.000	0.000	
00/04-23-002-29W1/0	Feb-18	2.79	78	55.82	1563	0.00	0.00			0.00	20	0.000	0.000	
00/04-23-002-29W1/0	Mar-18	3.00	93	55.63	1725	0.00	0.00			0.00	19	0.000	0.000	
00/04-23-002-29W1/0	Apr-18	3.21	96	54.57	1637	0.00	0.00			0.00	17	0.000	0.000	
00/04-23-002-29W1/0	May-18	3.23	100	52.12	1616	0.00	0.00			0.00	16	0.000	0.000	
00/04-23-002-29W1/0	Jun-18	3.21	96	42.77	1283	0.00	0.00			0.00	13	0.000	0.000	
00/04-23-002-29W1/0	Jul-18	2.86	89	45.83	1421	3.42	105.94			1194.5	16	0.000	0.000	
00/04-23-002-29W1/0	Aug-18	2.88	89	45.31	1405	6.27	194.23			2174.6	16	0.000	0.000	

D0/16-05-002-29W1/0
South Pierson Unit 1 Group Production and Injection

@name()	Date	Oil Rate (CD) bbl/d	Monthly Oil Prod bbl	Water Rate (CD) bbl/d	Monthly Water Prod bbl	Gas Rate (CD) Mcf/d	Monthly Gas Prod Mcf	Water Inj Rate (CD) bbl/d	INJ WINJ bbl	Gas Oil Ratio cf/bbl	Water Oil Ratio bbl/bbl	Inst. VRR	Cum VRR Since Prod	
00/04-23-002-29W1/0	Sep-18	2.31	69	44.11	1323	6.12	183.64			2654.1	19	0.000	0.000	
00/04-23-002-29W1/0	Oct-18	1.30	40	46.36	1437	0.00	0.00			0.00	36	0.000	0.000	
00/04-23-002-29W1/0	Nov-18	1.38	41	38.84	1165	0.00	0.00			0.00	28	0.000	0.000	
00/04-23-002-29W1/0	Dec-18	1.74	54	37.37	1158	0.24	7.42			137.74	22	0.000	0.000	
-----			----		-----		-----		-----					
			955		16667		696.05		0.00					Sum
00/04-30-002-28W1/0	Jan-18	4.04	125	0.24	8	1.71	52.97			423.21	0	0.000	0.000	
00/04-30-002-28W1/0	Feb-18	6.72	188	0.07	2	0.00	0.00			0.00	0	0.000	0.000	
00/04-30-002-28W1/0	Mar-18	6.45	200	0.06	2	0.00	0.00			0.00	0	0.000	0.000	
00/04-30-002-28W1/0	Apr-18	6.39	192	0.06	2	0.00	0.00			0.00	0	0.000	0.000	
00/04-30-002-28W1/0	May-18	6.74	209	0.06	2	0.00	0.00			0.00	0	0.000	0.000	
00/04-30-002-28W1/0	Jun-18	6.86	206	0.08	3	0.00	0.00			0.00	0	0.000	0.000	
00/04-30-002-28W1/0	Jul-18	6.13	190	0.06	2	0.00	0.00			0.00	0	0.000	0.000	
00/04-30-002-28W1/0	Aug-18	0.00	0	0.00	0	0.00	0.00						0.000	
00/04-30-002-28W1/0	Sep-18	1.89	57	4.89	147	0.00	0.00			0.00	3	0.000	0.000	
00/04-30-002-28W1/0	Oct-18	3.12	97	10.98	340	0.00	0.00			0.00	4	0.000	0.000	
00/04-30-002-28W1/0	Nov-18	3.21	96	7.41	222	1.29	38.85			403.93	2	0.000	0.000	
00/04-30-002-28W1/0	Dec-18	2.58	80	5.92	183	1.47	45.56			568.96	2	0.000	0.000	
-----			----		-----		-----		-----					
			1639		912		137.37		0.00					Sum
00/05-04-002-29W1/0	Jan-18	0.00	0	0.00	0	0.00	0.00						0.000	
-----			----		-----		-----		-----					
	Jan-18		0		0		0.00		0.00					Sum
00/05-07-002-29W1/0	Mar-18	0.24	8	2.13	66	0.00	0.00			0.00	9	0.000	0.000	
00/05-07-002-29W1/0	Apr-18	0.00	0	17.72	531	0.00	0.00					0.000	0.000	
00/05-07-002-29W1/0	May-18	1.36	42	12.30	381	0.00	0.00			0.00	9	0.000	0.000	
00/05-07-002-29W1/0	Jun-18	0.63	19	2.52	75	0.00	0.00			0.00	4	0.000	0.000	
00/05-07-002-29W1/0	Aug-18	0.45	14	1.38	43	0.00	0.00			0.00	3	0.000	0.000	

D0/16-05-002-29W1/0
South Pierson Unit 1 Group Production and Injection

@name()	Date	Oil Rate (CD) bbl/d	Monthly Oil Prod bbl	Water Rate (CD) bbl/d	Monthly Water Prod bbl	Gas Rate (CD) Mcf/d	Monthly Gas Prod Mcf	Water Inj Rate (CD) bbl/d	INJ WINJ bbl	Gas Oil Ratio cf/bbl	Water Oil Ratio bbl/bbl	Inst. VRR	Cum VRR Since Prod	
00/05-07-002-29W1/0	Sep-18	0.04	1	1.85	55	0.00	0.00			0.00	44	0.000	0.000	
-----			----		-----		-----		-----					
			84		1152		0.00		0.00					Sum
00/05-08-002-29W1/0	Jan-18	4.08	126	1.12	35	2.51	77.69			614.53	0	0.000	0.000	
00/05-08-002-29W1/0	Feb-18	3.32	93	1.06	30	0.00	0.00			0.00	0	0.000	0.000	
00/05-08-002-29W1/0	Mar-18	3.31	103	1.08	33	0.00	0.00			0.00	0	0.000	0.000	
00/05-08-002-29W1/0	Apr-18	3.25	97	1.05	31	0.00	0.00			0.00	0	0.000	0.000	
00/05-08-002-29W1/0	May-18	0.41	13	0.14	4	0.00	0.00			0.00	0	0.000	0.000	
00/05-08-002-29W1/0	Jun-18	3.63	109	1.17	35	0.00	0.00			0.00	0	0.000	0.000	
00/05-08-002-29W1/0	Jul-18	3.92	121	1.28	40	0.46	14.13			116.36	0	0.000	0.000	
00/05-08-002-29W1/0	Aug-18	1.95	60	0.67	21	2.85	88.29			1462.1	0	0.000	0.000	
00/05-08-002-29W1/0	Sep-18	2.94	88	1.01	30	12.24	367.27			4170.8	0	0.000	0.000	
00/05-08-002-29W1/0	Oct-18	2.09	65	0.65	20	5.24	162.45			2507.4	0	0.000	0.000	
00/05-08-002-29W1/0	Nov-18	1.95	58	0.57	17	5.97	179.05			3060.8	0	0.000	0.000	
00/05-08-002-29W1/0	Dec-18	1.78	55	0.52	16	3.42	105.94			1922.8	0	0.000	0.000	
-----			----		-----		-----		-----					
			989		312		994.81		0.00					Sum
00/05-09-002-29W1/0	Jan-18							88.56	2745.50				16.849	
00/05-09-002-29W1/0	Feb-18							160.95	4506.65				16.954	
00/05-09-002-29W1/0	Mar-18							23.27	721.44				16.971	
00/05-09-002-29W1/0	Apr-18							0.63	18.87				16.971	
00/05-09-002-29W1/0	May-18							0.63	19.50				16.972	
00/05-09-002-29W1/0	Jun-18							0.63	18.87				16.972	
00/05-09-002-29W1/0	Jul-18							106.07	3288.25				17.049	
00/05-09-002-29W1/0	Aug-18							552.06	17113.93				17.449	
00/05-09-002-29W1/0	Sep-18							962.68	28880.28				18.125	
00/05-09-002-29W1/0	Oct-18							655.09	20307.90				18.599	
00/05-09-002-29W1/0	Nov-18							0.00	0.00				18.599	
00/05-09-002-29W1/0	Dec-18							0.63	19.50				18.600	

D0/16-05-002-29W1/0
South Pierson Unit 1 Group Production and Injection

@name()	Date	Oil Rate (CD) bbl/d	Monthly Oil Prod bbl	Water Rate (CD) bbl/d	Monthly Water Prod bbl	Gas Rate (CD) Mcf/d	Monthly Gas Prod Mcf	Water Inj Rate (CD) bbl/d	INJ WINJ bbl	Gas Oil Ratio cf/bbl	Water Oil Ratio bbl/bbl	Inst. VRR	Cum VRR Since Prod	
-----			----		-----		-----		-----					
			0		0		0.00		77640.68					Sum
00/05-10-002-29W1/0	Jan-18	1.14	35	0.00	0	0.00	0.00			0.00	0	0.000	0.000	
00/05-10-002-29W1/0	Feb-18	1.39	39	0.00	0	0.00	0.00			0.00	0	0.000	0.000	
00/05-10-002-29W1/0	Mar-18	1.38	43	0.00	0	0.00	0.00			0.00	0	0.000	0.000	
00/05-10-002-29W1/0	Apr-18	1.20	36	0.00	0	0.00	0.00			0.00	0	0.000	0.000	
00/05-10-002-29W1/0	May-18	1.03	32	0.00	0	0.00	0.00			0.00	0	0.000	0.000	
00/05-10-002-29W1/0	Jun-18	1.40	42	0.00	0	0.00	0.00			0.00	0	0.000	0.000	
00/05-10-002-29W1/0	Jul-18	1.42	44	0.00	0	0.00	0.00			0.00	0	0.000	0.000	
00/05-10-002-29W1/0	Aug-18	1.44	45	0.00	0	0.00	0.00			0.00	0	0.000	0.000	
00/05-10-002-29W1/0	Sep-18	1.09	33	0.00	0	0.00	0.00			0.00	0	0.000	0.000	
00/05-10-002-29W1/0	Oct-18	0.99	31	0.00	0	0.00	0.00			0.00	0	0.000	0.000	
00/05-10-002-29W1/0	Nov-18	1.05	32	0.00	0	1.49	44.85			1417.6	0	0.000	0.000	
00/05-10-002-29W1/0	Dec-18	1.11	34	0.00	0	2.06	63.92			1864.6	0	0.000	0.000	
-----			----		-----		-----		-----					
			445		0		108.77		0.00					Sum
00/05-12-002-29W1/0	Jan-18	0.00	0	0.00	0	0.00	0.00						0.000	
00/05-12-002-29W1/0	Feb-18	0.00	0	0.00	0	0.00	0.00						0.000	
00/05-12-002-29W1/0	Mar-18	0.00	0	0.00	0	0.00	0.00						0.000	
00/05-12-002-29W1/0	Apr-18	0.00	0	0.00	0	0.00	0.00						0.000	
00/05-12-002-29W1/0	May-18	0.00	0	0.00	0	0.00	0.00						0.000	
00/05-12-002-29W1/0	Jun-18	0.00	0	0.00	0	0.00	0.00						0.000	
00/05-12-002-29W1/0	Jul-18	0.00	0	0.00	0	0.00	0.00						0.000	
00/05-12-002-29W1/0	Aug-18	0.00	0	0.00	0	0.00	0.00						0.000	
00/05-12-002-29W1/0	Sep-18	0.00	0	0.00	0	0.00	0.00						0.000	
00/05-12-002-29W1/0	Nov-18	0.00	0	0.00	0	0.00	0.00						0.000	
00/05-12-002-29W1/0	Dec-18	0.00	0	0.00	0	0.00	0.00						0.000	
-----			----		-----		-----		-----					
			0		0		0.00		0.00					Sum

D0/16-05-002-29W1/0
South Pierson Unit 1 Group Production and Injection

@name()	Date	Oil Rate (CD) bbl/d	Monthly Oil Prod bbl	Water Rate (CD) bbl/d	Monthly Water Prod bbl	Gas Rate (CD) Mcf/d	Monthly Gas Prod Mcf	Water Inj Rate (CD) bbl/d	INJ WINJ bbl	Gas Oil Ratio cf/bbl	Water Oil Ratio bbl/bbl	Inst. VRR	Cum VRR Since Prod	
00/05-15-002-29W1/0	Jan-18	0.00	0	0.00	0	0.00	0.00						0.000	
00/05-15-002-29W1/0	Feb-18							13.61	381.16				0.006	
00/05-15-002-29W1/0	Mar-18							54.92	1702.65				0.031	
00/05-15-002-29W1/0	Apr-18							70.80	2124.07				0.062	
00/05-15-002-29W1/0	May-18							73.79	2287.60				0.095	
00/05-15-002-29W1/0	Jun-18							66.50	1995.13				0.125	
00/05-15-002-29W1/0	Jul-18							75.80	2349.87				0.159	
00/05-15-002-29W1/0	Aug-18							60.95	1889.46				0.187	
00/05-15-002-29W1/0	Sep-18							89.97	2698.96				0.226	
00/05-15-002-29W1/0	Oct-18							115.65	3585.19				0.279	
00/05-15-002-29W1/0	Nov-18							0.00	0.00				0.279	
00/05-15-002-29W1/0	Dec-18							21.49	666.09				0.289	
-----			----		-----		-----		-----					
			0		0		0.00		19680.18					Sum
00/05-16-002-29W1/0	Jan-18	9.92	308	5.97	185	0.57	17.66			57.41	1	0.000	0.000	
00/05-16-002-29W1/0	Feb-18	8.36	234	5.19	145	4.16	116.54			498.07	1	0.000	0.000	
00/05-16-002-29W1/0	Mar-18	6.82	211	4.54	141	2.85	88.29			417.75	1	0.000	0.000	
00/05-16-002-29W1/0	Apr-18	6.79	204	4.55	136	0.00	0.00			0.00	1	0.000	0.000	
00/05-16-002-29W1/0	May-18	7.51	233	5.62	174	0.00	0.00			0.00	1	0.000	0.000	
00/05-16-002-29W1/0	Jun-18	7.34	220	5.39	162	0.00	0.00			0.00	1	0.000	0.000	
00/05-16-002-29W1/0	Jul-18	6.86	213	5.15	160	6.27	194.23			913.62	1	0.000	0.000	
00/05-16-002-29W1/0	Aug-18	7.02	218	5.36	166	2.05	63.57			292.09	1	0.000	0.000	
00/05-16-002-29W1/0	Sep-18	6.86	206	4.84	145	0.00	0.00			0.00	1	0.000	0.000	
00/05-16-002-29W1/0	Oct-18	1.97	61	1.26	39	0.34	10.59			173.65	1	0.000	0.000	
00/05-16-002-29W1/0	Nov-18	0.00	0	0.00	0	0.00	0.00						0.000	
00/05-16-002-29W1/0	Dec-18							35.32	1094.93				0.007	
-----			----		-----		-----		-----					
			2106		1454		490.87		1094.93					Sum

D0/16-05-002-29W1/0
South Pierson Unit 1 Group Production and Injection

@name()	Date	Oil Rate (CD) bbl/d	Monthly Oil Prod bbl	Water Rate (CD) bbl/d	Monthly Water Prod bbl	Gas Rate (CD) Mcf/d	Monthly Gas Prod Mcf	Water Inj Rate (CD) bbl/d	INJ WINJ bbl	Gas Oil Ratio cf/bbl	Water Oil Ratio bbl/bbl	Inst. VRR	Cum VRR Since Prod	
00/05-17-002-29W1/0	Jan-18	1.89	58	0.16	5	3.65	113.01			1931.9	0	0.000	0.000	
00/05-17-002-29W1/0	Feb-18	2.40	67	0.27	8	0.00	0.00			0.00	0	0.000	0.000	
00/05-17-002-29W1/0	Mar-18	2.46	76	0.28	9	0.00	0.00			0.00	0	0.000	0.000	
00/05-17-002-29W1/0	Apr-18	2.20	66	0.27	8	0.00	0.00			0.00	0	0.000	0.000	
00/05-17-002-29W1/0	May-18	1.93	60	0.24	8	0.00	0.00			0.00	0	0.000	0.000	
00/05-17-002-29W1/0	Jun-18	2.12	64	0.34	10	0.00	0.00			0.00	0	0.000	0.000	
00/05-17-002-29W1/0	Jul-18	2.15	67	0.39	12	3.53	109.48			1642.0	0	0.000	0.000	
00/05-17-002-29W1/0	Aug-18	2.15	67	0.39	12	7.18	222.48			3336.9	0	0.000	0.000	
00/05-17-002-29W1/0	Sep-18	2.16	65	0.36	11	11.30	339.02			5233.0	0	0.000	0.000	
00/05-17-002-29W1/0	Oct-18	2.19	68	0.43	13	3.99	123.60			1819.5	0	0.000	0.000	
00/05-17-002-29W1/0	Nov-18	1.85	55	0.27	8	0.00	0.00			0.00	0	0.000	0.000	
00/05-17-002-29W1/0	Dec-18	1.44	45	0.20	6	0.00	0.00			0.00	0	0.000	0.000	
-----			----		-----		-----		-----					
			757		109		907.59		0.00					Sum
00/05-18-002-29W1/0	Jan-18	8.34	259	16.01	496	2.51	77.69			300.54	2	0.000	0.000	
00/05-18-002-29W1/0	Feb-18	7.71	216	15.21	426	10.72	300.17			1391.3	2	0.000	0.000	
00/05-18-002-29W1/0	Mar-18	7.75	240	16.45	510	17.43	540.31			2248.7	2	0.000	0.000	
00/05-18-002-29W1/0	Apr-18	7.11	213	14.49	435	8.00	240.14			1126.2	2	0.000	0.000	
00/05-18-002-29W1/0	May-18	7.51	233	14.95	464	0.00	0.00			0.00	2	0.000	0.000	
00/05-18-002-29W1/0	Jun-18	7.44	223	14.61	438	0.00	0.00			0.00	2	0.000	0.000	
00/05-18-002-29W1/0	Jul-18	6.94	215	14.85	460	3.19	98.88			459.67	2	0.000	0.000	
00/05-18-002-29W1/0	Aug-18	6.33	196	13.72	425	3.76	116.54			593.85	2	0.000	0.000	
00/05-18-002-29W1/0	Sep-18	5.93	178	13.06	392	0.00	0.00			0.00	2	0.000	0.000	
00/05-18-002-29W1/0	Oct-18	5.86	182	12.03	373	4.33	134.20			738.25	2	0.000	0.000	
00/05-18-002-29W1/0	Nov-18	5.63	169	10.19	306	6.65	199.53			1180.5	2	0.000	0.000	
00/05-18-002-29W1/0	Dec-18	4.75	147	8.47	263	2.96	91.82			623.31	2	0.000	0.000	
-----			----		-----		-----		-----					
			2471		4987		1799.28		0.00					Sum
00/05-23-002-29W1/0	Jan-18	3.06	95	5.07	157	3.65	113.01			1189.8	2	0.000	0.000	

D0/16-05-002-29W1/0
South Pierson Unit 1 Group Production and Injection

@name()	Date	Oil Rate (CD) bbl/d	Monthly Oil Prod bbl	Water Rate (CD) bbl/d	Monthly Water Prod bbl	Gas Rate (CD) Mcf/d	Monthly Gas Prod Mcf	Water Inj Rate (CD) bbl/d	INJ WINJ bbl	Gas Oil Ratio cf/bbl	Water Oil Ratio bbl/bbl	Inst. VRR	Cum VRR Since Prod	
00/05-23-002-29W1/0	Feb-18	3.19	89	13.55	379	19.04	533.25			5970.4	4	0.000	0.000	
00/05-23-002-29W1/0	Mar-18	2.60	81	10.83	336	18.11	561.50			6974.3	4	0.000	0.000	
00/05-23-002-29W1/0	Apr-18	2.58	77	9.46	284	0.00	0.00			0.00	4	0.000	0.000	
00/05-23-002-29W1/0	May-18	2.54	79	10.17	315	0.00	0.00			0.00	4	0.000	0.000	
00/05-23-002-29W1/0	Jun-18	2.47	74	9.31	279	0.00	0.00			0.00	4	0.000	0.000	
00/05-23-002-29W1/0	Jul-18	2.33	72	8.46	262	3.76	116.54			1611.1	4	0.000	0.000	
00/05-23-002-29W1/0	Aug-18	1.93	60	6.88	213	14.01	434.37			7269.4	4	0.000	0.000	
00/05-23-002-29W1/0	Sep-18	2.10	63	7.09	213	0.00	0.00			0.00	3	0.000	0.000	
00/05-23-002-29W1/0	Oct-18	1.89	58	6.33	196	4.56	141.26			2414.8	3	0.000	0.000	
00/05-23-002-29W1/0	Nov-18	1.99	60	5.17	155	0.00	0.00			0.00	3	0.000	0.000	
00/05-23-002-29W1/0	Dec-18	2.14	66	5.15	160	0.00	0.00			0.00	2	0.000	0.000	
-----			----		-----		-----		-----					
			875		2950		1899.93		0.00					Sum
00/05-30-002-29W1/0	Jan-18	1.79	55	1.60	50	3.08	95.35			1722.6	1	0.000	0.000	
00/05-30-002-29W1/0	Feb-18	1.37	38	1.39	39	0.00	0.00			0.00	1	0.000	0.000	
00/05-30-002-29W1/0	Mar-18	1.26	39	1.46	45	0.00	0.00			0.00	1	0.000	0.000	
00/05-30-002-29W1/0	Apr-18	0.90	27	0.86	26	0.00	0.00			0.00	1	0.000	0.000	
00/05-30-002-29W1/0	May-18	1.58	49	1.85	57	10.14	314.30			6406.3	1	0.000	0.000	
00/05-30-002-29W1/0	Jun-18	1.55	47	1.87	56	16.95	508.53			10925.	1	0.000	0.000	
00/05-30-002-29W1/0	Jul-18	0.63	19	0.79	25	2.28	70.63			3622.3	1	0.000	0.000	
00/05-30-002-29W1/0	Aug-18	0.00	0	0.00	0	0.00	0.00						0.000	
00/05-30-002-29W1/0	Sep-18	0.00	0	0.00	0	0.00	0.00						0.000	
00/05-30-002-29W1/0	Nov-18	0.00	0	0.00	0	0.00	0.00						0.000	
00/05-30-002-29W1/0	Dec-18	0.00	0	0.00	0	0.00	0.00						0.000	
-----			----		-----		-----		-----					
			275		298		988.81		0.00					Sum
00/06-08-002-29W1/0	Jan-18							38.45	1191.92				7.633	
00/06-08-002-29W1/0	Feb-18							35.13	983.73				7.669	
00/06-08-002-29W1/0	Mar-18							38.75	1201.35				7.713	

D0/16-05-002-29W1/0
South Pierson Unit 1 Group Production and Injection

@name()	Date	Oil Rate (CD) bbl/d	Monthly Oil Prod bbl	Water Rate (CD) bbl/d	Monthly Water Prod bbl	Gas Rate (CD) Mcf/d	Monthly Gas Prod Mcf	Water Inj Rate (CD) bbl/d	INJ WINJ bbl	Gas Oil Ratio cf/bbl	Water Oil Ratio bbl/bbl	Inst. VRR	Cum VRR Since Prod	
00/06-08-002-29W1/0	Apr-18							37.82	1134.68				7.754	
00/06-08-002-29W1/0	May-18							36.79	1140.34				7.796	
00/06-08-002-29W1/0	Jun-18							31.70	951.02				7.831	
00/06-08-002-29W1/0	Jul-18							30.74	952.91				7.866	
00/06-08-002-29W1/0	Aug-18							31.77	984.98				7.902	
00/06-08-002-29W1/0	Sep-18							34.55	1036.56				7.939	
00/06-08-002-29W1/0	Oct-18							34.01	1054.17				7.978	
00/06-08-002-29W1/0	Nov-18							0.00	0.00				7.978	
00/06-08-002-29W1/0	Dec-18							18.00	557.91				7.998	
-----			----		-----		-----		-----					
			0		0		0.00		11189.57					Sum
00/06-09-002-29W1/0	Jan-18							258.11	8001.26				11.546	
00/06-09-002-29W1/0	Feb-18							222.12	6219.36				11.665	
00/06-09-002-29W1/0	Mar-18							134.30	4163.22				11.744	
00/06-09-002-29W1/0	Apr-18							127.96	3838.67				11.817	
00/06-09-002-29W1/0	May-18							66.63	2065.64				11.857	
00/06-09-002-29W1/0	Jun-18							61.15	1834.36				11.892	
00/06-09-002-29W1/0	Jul-18							77.90	2415.03				11.938	
00/06-09-002-29W1/0	Aug-18							63.30	1962.42				11.975	
00/06-09-002-29W1/0	Sep-18							99.02	2970.68				12.032	
00/06-09-002-29W1/0	Oct-18							230.90	7157.80				12.168	
00/06-09-002-29W1/0	Nov-18							0.00	0.00				12.168	
00/06-09-002-29W1/0	Dec-18							108.86	3374.73				12.233	
-----			----		-----		-----		-----					
			0		0		0.00		44003.17					Sum
00/06-11-002-29W1/0	Jan-18	1.01	31	0.34	11	0.11	3.53			112.29	0	0.000	0.000	
00/06-11-002-29W1/0	Feb-18	0.79	22	0.27	8	0.13	3.53			160.42	0	0.000	0.000	
00/06-11-002-29W1/0	Mar-18	0.73	23	0.24	8	0.11	3.53			155.96	0	0.000	0.000	
00/06-11-002-29W1/0	Apr-18	0.84	25	0.25	8	0.12	3.53			140.36	0	0.000	0.000	

D0/16-05-002-29W1/0
South Pierson Unit 1 Group Production and Injection

@name()	Date	Oil Rate (CD) bbl/d	Monthly Oil Prod bbl	Water Rate (CD) bbl/d	Monthly Water Prod bbl	Gas Rate (CD) Mcf/d	Monthly Gas Prod Mcf	Water Inj Rate (CD) bbl/d	INJ WINJ bbl	Gas Oil Ratio cf/bbl	Water Oil Ratio bbl/bbl	Inst. VRR	Cum VRR Since Prod	
00/06-11-002-29W1/0	May-18	0.49	15	0.14	4	0.11	3.53			233.94	0	0.000	0.000	
00/06-11-002-29W1/0	Jun-18	0.61	18	0.21	6	0.12	3.53			193.61	0	0.000	0.000	
00/06-11-002-29W1/0	Jul-18	0.67	21	0.26	8	0.11	3.53			170.14	0	0.000	0.000	
00/06-11-002-29W1/0	Aug-18	0.51	16	0.20	6	0.11	3.53			224.58	0	0.000	0.000	
00/06-11-002-29W1/0	Sep-18	0.42	13	0.17	5	0.12	3.53			280.73	0	0.000	0.000	
00/06-11-002-29W1/0	Oct-18	0.47	14	0.18	6	0.11	3.53			244.11	0	0.000	0.000	
00/06-11-002-29W1/0	Nov-18	0.48	14	0.19	6	0.00	0.00			0.00	0	0.000	0.000	
00/06-11-002-29W1/0	Dec-18	0.47	15	0.19	6	0.00	0.00			0.00	0	0.000	0.000	
-----			----		-----		-----		-----					
			227		81		35.31		0.00					Sum
00/06-16-002-29W1/0	Jan-18							0.51	15.72				2.828	
00/06-16-002-29W1/0	Feb-18							0.63	17.61				2.828	
00/06-16-002-29W1/0	Mar-18							0.63	19.50				2.828	
00/06-16-002-29W1/0	Apr-18							0.63	18.87				2.829	
00/06-16-002-29W1/0	May-18							0.63	19.50				2.829	
00/06-16-002-29W1/0	Jun-18							0.63	18.87				2.830	
00/06-16-002-29W1/0	Jul-18							0.63	19.50				2.830	
00/06-16-002-29W1/0	Aug-18							0.63	19.50				2.831	
00/06-16-002-29W1/0	Sep-18							0.42	12.58				2.831	
00/06-16-002-29W1/0	Oct-18							0.20	6.29				2.831	
00/06-16-002-29W1/0	Nov-18							0.00	0.00				2.831	
00/06-16-002-29W1/0	Dec-18							0.63	19.50				2.831	
-----			----		-----		-----		-----					
			0		0		0.00		187.44					Sum
00/06-17-002-29W1/0	Jan-18							0.63	19.50				3.076	
00/06-17-002-29W1/0	Feb-18							0.63	17.61				3.076	
00/06-17-002-29W1/0	Mar-18							0.63	19.50				3.076	
00/06-17-002-29W1/0	Apr-18							0.63	18.87				3.076	
00/06-17-002-29W1/0	May-18							1.01	31.45				3.077	

D0/16-05-002-29W1/0
South Pierson Unit 1 Group Production and Injection

@name()	Date	Oil Rate (CD) bbl/d	Monthly Oil Prod bbl	Water Rate (CD) bbl/d	Monthly Water Prod bbl	Gas Rate (CD) Mcf/d	Monthly Gas Prod Mcf	Water Inj Rate (CD) bbl/d	INJ WINJ bbl	Gas Oil Ratio cf/bbl	Water Oil Ratio bbl/bbl	Inst. VRR	Cum VRR Since Prod	
00/06-17-002-29W1/0	Jun-18							0.63	18.87				3.077	
00/06-17-002-29W1/0	Jul-18							0.63	19.50				3.077	
00/06-17-002-29W1/0	Aug-18							0.63	19.50				3.077	
00/06-17-002-29W1/0	Sep-18							0.63	18.87				3.077	
00/06-17-002-29W1/0	Oct-18							0.63	19.50				3.078	
00/06-17-002-29W1/0	Nov-18							0.00	0.00				3.078	
00/06-17-002-29W1/0	Dec-18							0.63	19.50				3.078	
-----			----		-----		-----		-----					
			0		0		0.00		222.66					Sum
00/06-23-002-29W1/0	Jan-18	1.26	39	15.08	467	0.57	17.66			452.79	12	0.000	0.000	
00/06-23-002-29W1/0	Feb-18	1.21	34	14.92	418	0.88	24.72			727.82	12	0.000	0.000	
00/06-23-002-29W1/0	Mar-18	1.28	40	16.52	512	1.48	45.91			1158.5	13	0.000	0.000	
00/06-23-002-29W1/0	Apr-18	1.34	40	16.67	500	0.00	0.00			0.00	12	0.000	0.000	
00/06-23-002-29W1/0	May-18	1.34	42	17.90	555	0.00	0.00			0.00	13	0.000	0.000	
00/06-23-002-29W1/0	Jun-18	1.40	42	17.21	516	0.00	0.00			0.00	12	0.000	0.000	
00/06-23-002-29W1/0	Jul-18	1.58	49	17.69	548	0.68	21.19			431.89	11	0.000	0.000	
00/06-23-002-29W1/0	Aug-18	1.46	45	15.64	485	3.42	105.94			2339.4	11	0.000	0.000	
00/06-23-002-29W1/0	Sep-18	1.38	42	14.72	442	0.00	0.00			0.00	11	0.000	0.000	
00/06-23-002-29W1/0	Oct-18	1.38	43	15.40	477	3.99	123.60			2889.8	11	0.000	0.000	
00/06-23-002-29W1/0	Nov-18	1.34	40	13.62	409	4.72	141.61			3512.4	10	0.000	0.000	
00/06-23-002-29W1/0	Dec-18	1.39	43	14.13	438	7.17	222.13			5163.1	10	0.000	0.000	
-----			----		-----		-----		-----					
			498		5767		702.76		0.00					Sum
00/06-30-002-29W1/0	Jan-18							15.01	465.45				0.385	
00/06-30-002-29W1/0	Feb-18							19.25	539.04				0.394	
00/06-30-002-29W1/0	Mar-18							21.00	650.99				0.404	
00/06-30-002-29W1/0	Apr-18							16.71	501.30				0.412	
00/06-30-002-29W1/0	May-18							18.32	567.97				0.421	
00/06-30-002-29W1/0	Jun-18							14.61	438.40				0.428	

D0/16-05-002-29W1/0
South Pierson Unit 1 Group Production and Injection

@name()	Date	Oil Rate (CD) bbl/d	Monthly Oil Prod bbl	Water Rate (CD) bbl/d	Monthly Water Prod bbl	Gas Rate (CD) Mcf/d	Monthly Gas Prod Mcf	Water Inj Rate (CD) bbl/d	INJ WINJ bbl	Gas Oil Ratio cf/bbl	Water Oil Ratio bbl/bbl	Inst. VRR	Cum VRR Since Prod	
00/06-30-002-29W1/0	Jul-18							2.90	89.94				0.430	
00/06-30-002-29W1/0	Aug-18							12.70	393.74				0.436	
00/06-30-002-29W1/0	Sep-18							15.31	459.16				0.443	
00/06-30-002-29W1/0	Oct-18							14.41	446.58				0.450	
00/06-30-002-29W1/0	Nov-18							0.00	0.00				0.450	
00/06-30-002-29W1/0	Dec-18							2.19	67.93				0.451	
-----			----		-----		-----		-----					
			0		0		0.00		4620.49					Sum
00/06-34-002-28W1/0	Jan-18	0.00	0	0.00	0	0.00	0.00						0.000	
00/06-34-002-28W1/0	Feb-18	0.00	0	0.00	0	0.00	0.00						0.000	
00/06-34-002-28W1/0	Mar-18	0.00	0	0.00	0	0.00	0.00						0.000	
00/06-34-002-28W1/0	Apr-18	0.00	0	0.00	0	0.00	0.00						0.000	
00/06-34-002-28W1/0	May-18	0.00	0	0.00	0	0.00	0.00						0.000	
00/06-34-002-28W1/0	Jun-18	0.00	0	0.00	0	0.00	0.00						0.000	
00/06-34-002-28W1/0	Jul-18	0.00	0	0.00	0	0.00	0.00						0.000	
00/06-34-002-28W1/0	Aug-18	0.00	0	0.00	0	0.00	0.00						0.000	
00/06-34-002-28W1/0	Sep-18	0.00	0	0.00	0	0.00	0.00						0.000	
00/06-34-002-28W1/0	Nov-18	0.00	0	0.00	0	0.00	0.00						0.000	
00/06-34-002-28W1/0	Dec-18	0.00	0	0.00	0	0.00	0.00						0.000	
-----			----		-----		-----		-----					
			0		0		0.00		0.00					Sum
00/07-08-002-29W1/0	Jan-18	3.67	114	0.39	12	1.59	49.44			434.28	0	0.000	0.000	
00/07-08-002-29W1/0	Feb-18	3.41	96	0.29	8	0.00	0.00			0.00	0	0.000	0.000	
00/07-08-002-29W1/0	Mar-18	3.04	94	0.24	8	19.59	607.41			6438.0	0	0.000	0.000	
00/07-08-002-29W1/0	Apr-18	2.58	77	0.21	6	54.27	1628.01			21043.	0	0.000	0.000	
00/07-08-002-29W1/0	May-18	2.35	73	0.24	8	50.12	1553.85			21296.	0	0.000	0.000	
00/07-08-002-29W1/0	Jun-18	1.61	48	0.15	4	58.15	1744.54			36020.	0	0.000	0.000	
00/07-08-002-29W1/0	Jul-18	1.26	39	0.10	3	16.63	515.59			13221.	0	0.000	0.000	
00/07-08-002-29W1/0	Aug-18	1.62	50	0.14	4	6.84	211.89			4210.9	0	0.000	0.000	

D0/16-05-002-29W1/0
South Pierson Unit 1 Group Production and Injection

@name()	Date	Oil Rate (CD) bbl/d	Monthly Oil Prod bbl	Water Rate (CD) bbl/d	Monthly Water Prod bbl	Gas Rate (CD) Mcf/d	Monthly Gas Prod Mcf	Water Inj Rate (CD) bbl/d	INJ WINJ bbl	Gas Oil Ratio cf/bbl	Water Oil Ratio bbl/bbl	Inst. VRR	Cum VRR Since Prod	
00/07-08-002-29W1/0	Sep-18	1.89	57	0.21	6	14.48	434.37			7673.2	0	0.000	0.000	
00/07-08-002-29W1/0	Oct-18	1.54	48	0.20	6	4.56	141.26			2955.0	0	0.000	0.000	
00/07-08-002-29W1/0	Nov-18	1.29	39	0.12	4	6.13	183.99			4756.4	0	0.000	0.000	
00/07-08-002-29W1/0	Dec-18	1.13	35	0.13	4	3.87	120.07			3421.0	0	0.000	0.000	
-----			----		-----		-----		-----					
			770		74		7190.42		0.00					Sum
00/07-09-002-29W1/0	Jan-18							0.63	19.50				0.000	
00/07-09-002-29W1/0	Feb-18							0.63	17.61				0.000	
00/07-09-002-29W1/0	Mar-18							0.63	19.50				0.000	
00/07-09-002-29W1/0	Apr-18							0.63	18.87				0.000	
00/07-09-002-29W1/0	Jul-18							0.63	19.50				0.000	
00/07-09-002-29W1/0	Aug-18							0.63	19.50				0.000	
00/07-09-002-29W1/0	Sep-18							0.63	18.87				0.000	
00/07-09-002-29W1/0	Oct-18							0.63	19.50				0.000	
00/07-09-002-29W1/0	Nov-18							0.00	0.00				0.000	
00/07-09-002-29W1/0	Dec-18							0.63	19.50				0.000	
-----			----		-----		-----		-----					
			0		0		0.00		172.34					Sum
00/07-10-002-29W1/0	Jan-18	4.12	128	0.73	23	0.57	17.66			138.29	0	0.000	0.000	
00/07-10-002-29W1/0	Feb-18	3.50	98	0.27	8	0.00	0.00			0.00	0	0.000	0.000	
00/07-10-002-29W1/0	Mar-18	3.69	114	0.14	4	0.00	0.00			0.00	0	0.000	0.000	
00/07-10-002-29W1/0	Apr-18	4.17	125	0.15	4	0.00	0.00			0.00	0	0.000	0.000	
00/07-10-002-29W1/0	May-18	3.41	106	0.14	4	0.00	0.00			0.00	0	0.000	0.000	
00/07-10-002-29W1/0	Jun-18	3.59	108	0.15	4	0.00	0.00			0.00	0	0.000	0.000	
00/07-10-002-29W1/0	Jul-18	3.00	93	0.14	4	1.82	56.50			606.98	0	0.000	0.000	
00/07-10-002-29W1/0	Aug-18	2.74	85	0.10	3	1.48	45.91			540.66	0	0.000	0.000	
00/07-10-002-29W1/0	Sep-18	2.12	64	0.06	2	0.00	0.00			0.00	0	0.000	0.000	
00/07-10-002-29W1/0	Oct-18	2.23	69	0.06	2	3.42	105.94			1531.2	0	0.000	0.000	
00/07-10-002-29W1/0	Nov-18	1.98	60	0.10	3	0.00	0.00			0.00	0	0.000	0.000	

D0/16-05-002-29W1/0
South Pierson Unit 1 Group Production and Injection

@name()	Date	Oil Rate (CD) bbl/d	Monthly Oil Prod bbl	Water Rate (CD) bbl/d	Monthly Water Prod bbl	Gas Rate (CD) Mcf/d	Monthly Gas Prod Mcf	Water Inj Rate (CD) bbl/d	INJ WINJ bbl	Gas Oil Ratio cf/bbl	Water Oil Ratio bbl/bbl	Inst. VRR	Cum VRR Since Prod	
00/07-10-002-29W1/0	Dec-18	1.50	47	0.09	3	1.08	33.55			720.79	0	0.000	0.000	
-----			----		-----		-----		-----					
			1095		65		259.56		0.00					Sum
00/07-15-002-29W1/0	Jan-18	7.16	222	2.41	75	0.00	0.00			0.00	0	0.000	0.000	
00/07-15-002-29W1/0	Feb-18	6.63	186	2.36	66	7.44	208.36			1122.9	0	0.000	0.000	
00/07-15-002-29W1/0	Mar-18	6.47	201	2.46	76	9.46	293.11			1460.8	0	0.000	0.000	
00/07-15-002-29W1/0	Apr-18	6.52	196	2.49	75	1.41	42.38			216.64	0	0.000	0.000	
00/07-15-002-29W1/0	May-18	6.33	196	2.76	86	0.00	0.00			0.00	0	0.000	0.000	
00/07-15-002-29W1/0	Jun-18	6.37	191	2.96	89	0.00	0.00			0.00	0	0.000	0.000	
00/07-15-002-29W1/0	Jul-18	5.94	184	2.94	91	1.37	42.38			229.95	0	0.000	0.000	
00/07-15-002-29W1/0	Aug-18	5.44	169	2.64	82	0.91	28.25			167.60	0	0.000	0.000	
00/07-15-002-29W1/0	Sep-18	5.51	165	2.70	81	7.06	211.89			1280.8	0	0.000	0.000	
00/07-15-002-29W1/0	Oct-18	5.68	176	2.64	82	6.38	197.76			1122.9	0	0.000	0.000	
00/07-15-002-29W1/0	Nov-18	5.27	158	1.86	56	3.34	100.29			634.77	0	0.000	0.000	
00/07-15-002-29W1/0	Dec-18	5.15	160	1.83	57	2.31	71.69			449.43	0	0.000	0.000	
-----			----		-----		-----		-----					
			2203		915		1196.11		0.00					Sum
00/07-16-002-29W1/0	Jan-18	0.89	28	0.28	9	0.23	7.06			255.21	0	0.000	0.000	
00/07-16-002-29W1/0	Feb-18	0.00	0	0.00	0	0.00	0.00	18.35	513.88				0.005	
00/07-16-002-29W1/0	Mar-18							45.49	1410.17				0.017	
00/07-16-002-29W1/0	Apr-18							71.93	2158.03				0.036	
00/07-16-002-29W1/0	May-18							71.18	2206.46				0.055	
00/07-16-002-29W1/0	Jun-18							67.24	2017.14				0.073	
00/07-16-002-29W1/0	Jul-18							82.52	2558.06				0.096	
00/07-16-002-29W1/0	Aug-18							66.90	2073.75				0.114	
00/07-16-002-29W1/0	Sep-18							93.68	2810.29				0.139	
00/07-16-002-29W1/0	Oct-18							123.44	3826.72				0.173	
00/07-16-002-29W1/0	Nov-18							0.00	0.00				0.173	
00/07-16-002-29W1/0	Dec-18							74.00	2293.89				0.193	

D0/16-05-002-29W1/0
South Pierson Unit 1 Group Production and Injection

@name()	Date	Oil Rate (CD) bbl/d	Monthly Oil Prod bbl	Water Rate (CD) bbl/d	Monthly Water Prod bbl	Gas Rate (CD) Mcf/d	Monthly Gas Prod Mcf	Water Inj Rate (CD) bbl/d	INJ WINJ bbl	Gas Oil Ratio cf/bbl	Water Oil Ratio bbl/bbl	Inst. VRR	Cum VRR Since Prod	
-----			----		-----		-----		-----					
			28		9		7.06		21868.40					Sum
00/07-17-002-29W1/0	Jan-18	2.19	68	0.28	9	0.00	0.00			0.00	0	0.000	0.000	
00/07-17-002-29W1/0	Feb-18	1.06	30	0.11	3	0.00	0.00			0.00	0	0.000	0.000	
00/07-17-002-29W1/0	Mar-18	2.27	70	0.28	9	0.00	0.00			0.00	0	0.000	0.000	
00/07-17-002-29W1/0	Apr-18	3.27	98	0.48	14	0.00	0.00			0.00	0	0.000	0.000	
00/07-17-002-29W1/0	May-18	3.12	97	0.49	15	6.04	187.17			1932.2	0	0.000	0.000	
00/07-17-002-29W1/0	Jun-18	1.85	55	0.25	8	6.47	194.23			3509.1	0	0.000	0.000	
00/07-17-002-29W1/0	Jul-18	0.00	0	0.00	0	0.00	0.00						0.000	
00/07-17-002-29W1/0	Aug-18	0.55	17	1.56	48	2.62	81.22			4782.8	3	0.000	0.000	
00/07-17-002-29W1/0	Sep-18	0.04	1	2.98	89	11.77	353.15			28072	71	0.000	0.000	
00/07-17-002-29W1/0	Oct-18	0.10	3	4.44	138	4.56	141.26			44916.	44	0.000	0.000	
00/07-17-002-29W1/0	Nov-18	0.09	3	1.46	44	2.38	71.34			26375.	16	0.000	0.000	
00/07-17-002-29W1/0	Dec-18	0.00	0	0.00	0	0.00	0.00						0.000	
-----			----		-----		-----		-----					
			442		377		1028.36		0.00					Sum
00/07-24-002-29W1/0	Jan-18	2.41	75	0.77	24	1.71	52.97			707.72	0	0.000	0.000	
00/07-24-002-29W1/0	Feb-18	3.91	109	0.67	19	1.39	38.85			354.95	0	0.000	0.000	
00/07-24-002-29W1/0	Mar-18	2.86	89	0.43	13	0.34	10.59			119.46	0	0.000	0.000	
00/07-24-002-29W1/0	Apr-18	2.29	69	0.13	4	0.00	0.00			0.00	0	0.000	0.000	
00/07-24-002-29W1/0	May-18	0.43	13	0.02	1	0.00	0.00			0.00	0	0.000	0.000	
00/07-24-002-29W1/0	Jun-18	0.00	0	0.00	0	0.00	0.00						0.000	
-----			----		-----		-----		-----					
			355		60		102.41		0.00					Sum
00/07-29-002-29W1/2	Jan-18	12.15	377	24.43	757	16.63	515.59			1368.5	2	0.000	0.000	
00/07-29-002-29W1/2	Feb-18	11.57	324	23.74	665	0.00	0.00			0.00	2	0.000	0.000	
00/07-29-002-29W1/2	Mar-18	11.81	366	24.59	762	0.00	0.00			0.00	2	0.000	0.000	
00/07-29-002-29W1/2	Apr-18	12.03	361	22.56	677	0.00	0.00			0.00	2	0.000	0.000	

D0/16-05-002-29W1/0
South Pierson Unit 1 Group Production and Injection

@name()	Date	Oil Rate (CD) bbl/d	Monthly Oil Prod bbl	Water Rate (CD) bbl/d	Monthly Water Prod bbl	Gas Rate (CD) Mcf/d	Monthly Gas Prod Mcf	Water Inj Rate (CD) bbl/d	INJ WINJ bbl	Gas Oil Ratio cf/bbl	Water Oil Ratio bbl/bbl	Inst. VRR	Cum VRR Since Prod	
00/07-29-002-29W1/2	May-18	11.75	364	30.27	938	0.00	0.00			0.00	3	0.000	0.000	
00/07-29-002-29W1/2	Jun-18	6.79	204	18.14	544	0.00	0.00			0.00	3	0.000	0.000	
00/07-29-002-29W1/2	Jul-18	12.25	380	40.38	1252	4.90	151.85			399.71	3	0.000	0.000	
00/07-29-002-29W1/2	Aug-18	10.90	338	38.94	1207	9.68	300.17			888.71	4	0.000	0.000	
00/07-29-002-29W1/2	Sep-18	8.62	259	29.77	893	14.95	448.50			1734.9	3	0.000	0.000	
00/07-29-002-29W1/2	Oct-18	8.81	273	26.09	809	9.80	303.71			1112.5	3	0.000	0.000	
00/07-29-002-29W1/2	Nov-18	7.52	225	18.10	543	6.65	199.53			884.87	2	0.000	0.000	
00/07-29-002-29W1/2	Dec-18	7.03	218	18.41	571	4.76	147.62			677.71	3	0.000	0.000	
-----			----		-----		-----		-----					
			3688		9618		2066.97		0.00					Sum
00/07-30-002-29W1/0	Jan-18							141.56	4388.40				5.462	
00/07-30-002-29W1/0	Feb-18							133.46	3736.77				5.938	
00/07-30-002-29W1/0	Mar-18							129.87	4026.11				6.451	
00/07-30-002-29W1/0	Apr-18							66.94	2008.34				6.707	
00/07-30-002-29W1/0	May-18							65.31	2024.69				6.965	
00/07-30-002-29W1/0	Jun-18							51.30	1539.12				7.161	
00/07-30-002-29W1/0	Jul-18							39.63	1228.40				7.317	
00/07-30-002-29W1/0	Aug-18							40.86	1266.77				7.479	
00/07-30-002-29W1/0	Sep-18							47.32	1419.61				7.660	
00/07-30-002-29W1/0	Oct-18							35.57	1102.60				7.800	
00/07-30-002-29W1/0	Nov-18							0.00	0.00				7.800	
00/07-30-002-29W1/0	Dec-18							12.64	391.85				7.850	
-----			----		-----		-----		-----					
			0		0		0.00		23132.65					Sum
00/08-08-002-29W1/0	Jan-18							788.70	24449.74				3.912	
00/08-08-002-29W1/0	Feb-18							742.60	20792.84				3.993	
00/08-08-002-29W1/0	Mar-18							1133.2	35129.83				4.129	
00/08-08-002-29W1/0	Apr-18							1246.6	37397.93				4.274	
00/08-08-002-29W1/0	May-18							1147.1	35560.05				4.412	

D0/16-05-002-29W1/0
South Pierson Unit 1 Group Production and Injection

@name()	Date	Oil Rate (CD) bbl/d	Monthly Oil Prod bbl	Water Rate (CD) bbl/d	Monthly Water Prod bbl	Gas Rate (CD) Mcf/d	Monthly Gas Prod Mcf	Water Inj Rate (CD) bbl/d	INJ WINJ bbl	Gas Oil Ratio cf/bbl	Water Oil Ratio bbl/bbl	Inst. VRR	Cum VRR Since Prod	
00/08-08-002-29W1/0	Jun-18							1008.6	30260.26				4.530	
00/08-08-002-29W1/0	Jul-18							813.48	25217.85				4.628	
00/08-08-002-29W1/0	Aug-18							367.89	11404.68				4.672	
00/08-08-002-29W1/0	Sep-18							0.84	25.16				4.672	
00/08-08-002-29W1/0	Oct-18							0.63	19.50				4.672	
00/08-08-002-29W1/0	Nov-18							0.00	0.00				4.672	
00/08-08-002-29W1/0	Dec-18							1.24	38.37				4.672	
-----			----		-----		-----		-----					
			0		0		0.00		220296.20					Sum
00/08-10-002-29W1/0	Jan-18	0.00	0	0.00	0	0.00	0.00						0.000	
-----			----		-----		-----		-----					
	Jan-18		0		0		0.00		0.00					Sum
00/08-14-002-29W1/0	Jan-18	0.00	0	0.00	0	0.00	0.00						0.000	
00/08-14-002-29W1/0	Feb-18	0.00	0	0.00	0	0.00	0.00						0.000	
00/08-14-002-29W1/0	Mar-18	0.00	0	0.00	0	0.00	0.00						0.000	
00/08-14-002-29W1/0	Apr-18	0.00	0	0.00	0	0.00	0.00						0.000	
00/08-14-002-29W1/0	May-18	0.00	0	0.00	0	0.00	0.00						0.000	
00/08-14-002-29W1/0	Jun-18	0.00	0	0.00	0	0.00	0.00						0.000	
00/08-14-002-29W1/0	Jul-18	0.00	0	0.00	0	0.00	0.00						0.000	
00/08-14-002-29W1/0	Aug-18	0.00	0	0.00	0	0.00	0.00						0.000	
00/08-14-002-29W1/0	Sep-18	0.00	0	0.00	0	0.00	0.00						0.000	
00/08-14-002-29W1/0	Nov-18	0.00	0	0.00	0	0.00	0.00						0.000	
00/08-14-002-29W1/0	Dec-18	0.00	0	0.00	0	0.00	0.00						0.000	
-----			----		-----		-----		-----					
			0		0		0.00		0.00					Sum
00/08-15-002-29W1/0	Jan-18	1.14	35	0.00	0	8.43	261.33			7419.2	0	0.000	0.000	
00/08-15-002-29W1/0	Feb-18	1.26	35	0.00	0	34.81	974.68			27671.	0	0.000	0.000	
00/08-15-002-29W1/0	Mar-18	1.26	39	0.00	0	34.06	1055.91			27076.	0	0.000	0.000	

D0/16-05-002-29W1/0
South Pierson Unit 1 Group Production and Injection

@name()	Date	Oil Rate (CD) bbl/d	Monthly Oil Prod bbl	Water Rate (CD) bbl/d	Monthly Water Prod bbl	Gas Rate (CD) Mcf/d	Monthly Gas Prod Mcf	Water Inj Rate (CD) bbl/d	INJ WINJ bbl	Gas Oil Ratio cf/bbl	Water Oil Ratio bbl/bbl	Inst. VRR	Cum VRR Since Prod	
00/08-15-002-29W1/0	Apr-18	1.28	38	0.00	0	32.61	978.22			25495.	0	0.000	0.000	
00/08-15-002-29W1/0	May-18	1.12	35	0.00	0	4.10	127.13			3675.0	0	0.000	0.000	
00/08-15-002-29W1/0	Jun-18	1.07	32	0.00	0	0.00	0.00			0.00	0	0.000	0.000	
00/08-15-002-29W1/0	Jul-18	1.06	33	0.00	0	6.27	194.23			5938.5	0	0.000	0.000	
00/08-15-002-29W1/0	Aug-18	1.14	35	0.00	0	1.48	45.91			1303.3	0	0.000	0.000	
00/08-15-002-29W1/0	Sep-18	1.13	34	0.00	0	0.00	0.00			0.00	0	0.000	0.000	
00/08-15-002-29W1/0	Oct-18	1.14	35	0.00	0	0.00	0.00			0.00	0	0.000	0.000	
00/08-15-002-29W1/0	Nov-18	1.07	32	0.00	0	0.00	0.00			0.00	0	0.000	0.000	
00/08-15-002-29W1/0	Dec-18	1.07	33	0.00	0	0.00	0.00			0.00	0	0.000	0.000	
-----			----		-----		-----		-----					
			417		0		3637.41		0.00					Sum
00/08-16-002-29W1/0	Jan-18							5.28	163.53				1.292	
00/08-16-002-29W1/0	Feb-18							26.39	739.05				1.322	
00/08-16-002-29W1/0	Mar-18							24.39	756.03				1.352	
00/08-16-002-29W1/0	Apr-18							10.32	309.46				1.365	
00/08-16-002-29W1/0	May-18							12.52	388.02				1.380	
00/08-16-002-29W1/0	Jun-18							9.49	284.55				1.392	
00/08-16-002-29W1/0	Jul-18							1.10	34.09				1.393	
00/08-16-002-29W1/0	Aug-18							2.92	90.57				1.397	
00/08-16-002-29W1/0	Sep-18							12.58	377.39				1.412	
00/08-16-002-29W1/0	Oct-18							12.19	378.02				1.428	
00/08-16-002-29W1/0	Nov-18							0.00	0.00				1.428	
00/08-16-002-29W1/0	Dec-18							2.42	75.10				1.431	
-----			----		-----		-----		-----					
			0		0		0.00		3595.82					Sum
00/08-18-002-29W1/0	Jan-18							107.56	3334.23				2.553	
00/08-18-002-29W1/0	Feb-18							106.37	2978.22				2.680	
00/08-18-002-29W1/0	Mar-18							42.69	1323.38				2.736	
00/08-18-002-29W1/0	Apr-18							30.42	912.65				2.775	

D0/16-05-002-29W1/0
South Pierson Unit 1 Group Production and Injection

@name()	Date	Oil Rate (CD) bbl/d	Monthly Oil Prod bbl	Water Rate (CD) bbl/d	Monthly Water Prod bbl	Gas Rate (CD) Mcf/d	Monthly Gas Prod Mcf	Water Inj Rate (CD) bbl/d	INJ WINJ bbl	Gas Oil Ratio cf/bbl	Water Oil Ratio bbl/bbl	Inst. VRR	Cum VRR Since Prod	
00/08-18-002-29W1/0	May-18							25.71	796.92				2.809	
00/08-18-002-29W1/0	Jun-18							29.90	896.93				2.847	
00/08-18-002-29W1/0	Jul-18							30.15	934.67				2.887	
00/08-18-002-29W1/0	Aug-18							29.91	927.12				2.927	
00/08-18-002-29W1/0	Sep-18							63.23	1897.01				3.008	
00/08-18-002-29W1/0	Oct-18							88.61	2746.76				3.125	
00/08-18-002-29W1/0	Nov-18							0.00	0.00				3.125	
00/08-18-002-29W1/0	Dec-18							25.38	786.85				3.158	
-----			----		-----		-----		-----					
			0		0		0.00		17534.72					Sum
00/08-25-002-29W1/2	Jan-18	0.67	21	1.20	37	0.00	0.00			0.00	2	0.000	0.000	
00/08-25-002-29W1/2	Feb-18	2.72	76	2.70	75	2.14	60.03			788.83	1	0.000	0.000	
00/08-25-002-29W1/2	Mar-18	2.76	86	2.17	67	2.73	84.76			990.81	1	0.000	0.000	
00/08-25-002-29W1/2	Apr-18	2.20	66	1.82	55	3.88	116.54			1764.5	1	0.000	0.000	
00/08-25-002-29W1/2	May-18	1.48	46	1.30	40	4.21	130.66			2845.7	1	0.000	0.000	
00/08-25-002-29W1/2	Jun-18	1.53	46	1.49	45	3.53	105.94			2307.3	1	0.000	0.000	
00/08-25-002-29W1/2	Jul-18	1.56	48	0.71	22	1.94	60.03			1239.5	0	0.000	0.000	
00/08-25-002-29W1/2	Aug-18	1.46	45	0.61	19	1.94	60.03			1325.6	0	0.000	0.000	
00/08-25-002-29W1/2	Sep-18	1.36	41	0.57	17	2.12	63.57			1554.8	0	0.000	0.000	
00/08-25-002-29W1/2	Oct-18	1.38	43	0.41	13	2.16	67.10			1568.7	0	0.000	0.000	
00/08-25-002-29W1/2	Nov-18	1.18	35	0.19	6	2.39	71.69			2024.4	0	0.000	0.000	
00/08-25-002-29W1/2	Dec-18	1.21	38	0.18	6	2.42	74.87			1990.4	0	0.000	0.000	
-----			----		-----		-----		-----					
			591		401		895.23		0.00					Sum
00/08-30-002-29W1/0	Jan-18							108.96	3377.63				0.268	
00/08-30-002-29W1/0	Feb-18							97.87	2740.47				0.289	
00/08-30-002-29W1/0	Mar-18							106.66	3306.55				0.314	
00/08-30-002-29W1/0	Apr-18							94.14	2824.12				0.335	
00/08-30-002-29W1/0	May-18							100.90	3127.92				0.359	

D0/16-05-002-29W1/0
South Pierson Unit 1 Group Production and Injection

@name()	Date	Oil Rate (CD) bbl/d	Monthly Oil Prod bbl	Water Rate (CD) bbl/d	Monthly Water Prod bbl	Gas Rate (CD) Mcf/d	Monthly Gas Prod Mcf	Water Inj Rate (CD) bbl/d	INJ WINJ bbl	Gas Oil Ratio cf/bbl	Water Oil Ratio bbl/bbl	Inst. VRR	Cum VRR Since Prod	
00/08-30-002-29W1/0	Jun-18							92.54	2776.32				0.380	
00/08-30-002-29W1/0	Jul-18							89.66	2779.47				0.401	
00/08-30-002-29W1/0	Aug-18							90.33	2800.22				0.423	
00/08-30-002-29W1/0	Sep-18							95.25	2857.46				0.445	
00/08-30-002-29W1/0	Oct-18							90.65	2810.29				0.466	
00/08-30-002-29W1/0	Nov-18							0.00	0.00				0.466	
00/08-30-002-29W1/0	Dec-18							79.92	2477.55				0.485	
-----			----		-----		-----		-----					
			0		0		0.00		31878.00					Sum
00/09-05-002-29W1/0	Feb-18	1.17	33	58.61	1641	0.00	0.00			0.00	50	0.000	0.000	
00/09-05-002-29W1/0	Mar-18	56.24	1744	361.68	11212	0.00	0.00			0.00	6	0.000	0.000	
00/09-05-002-29W1/0	Apr-18	81.18	2435	372.94	11188	0.00	0.00			0.00	5	0.000	0.000	
00/09-05-002-29W1/0	May-18	88.32	2738	396.74	12299	0.00	0.00			0.00	4	0.000	0.000	
00/09-05-002-29W1/0	Jun-18	79.15	2374	356.17	10685	0.00	0.00			0.00	5	0.000	0.000	
00/09-05-002-29W1/0	Jul-18	88.81	2753	273.89	8491	66.19	2051.78			745.28	3	0.000	0.000	
00/09-05-002-29W1/0	Aug-18	99.72	3091	278.17	8623	103.67	3213.63			1039.5	3	0.000	0.000	
00/09-05-002-29W1/0	Sep-18	120.39	3612	350.26	10508	0.00	0.00			0.00	3	0.000	0.000	
00/09-05-002-29W1/0	Oct-18	97.13	3011	314.31	9744	9.46	293.11			97.35	3	0.000	0.000	
00/09-05-002-29W1/0	Nov-18	78.04	2341	248.17	7445	92.97	2789.15			1191.3	3	0.000	0.000	
00/09-05-002-29W1/0	Dec-18	61.19	1897	228.68	7089	58.92	1826.47			962.95	4	0.000	0.000	
-----			----		-----		-----		-----					
			26029		98925		10174.15		0.00					Sum
00/09-08-002-29W1/0	Jan-18	5.11	159	0.28	9	5.92	183.64			1158.5	0	0.000	0.000	
00/09-08-002-29W1/0	Feb-18	5.89	165	0.34	9	20.68	579.16			3514.4	0	0.000	0.000	
00/09-08-002-29W1/0	Mar-18	5.74	178	0.08	3	12.30	381.40			2142.6	0	0.000	0.000	
00/09-08-002-29W1/0	Apr-18	5.39	162	0.06	2	10.83	324.89			2009.8	0	0.000	0.000	
00/09-08-002-29W1/0	May-18	5.52	171	0.08	3	10.82	335.49			1960.9	0	0.000	0.000	
00/09-08-002-29W1/0	Jun-18	4.80	144	0.04	1	11.30	339.02			2353.7	0	0.000	0.000	
00/09-08-002-29W1/0	Jul-18	4.81	149	0.04	1	3.53	109.48			734.40	0	0.000	0.000	

D0/16-05-002-29W1/0
South Pierson Unit 1 Group Production and Injection

@name()	Date	Oil Rate (CD) bbl/d	Monthly Oil Prod bbl	Water Rate (CD) bbl/d	Monthly Water Prod bbl	Gas Rate (CD) Mcf/d	Monthly Gas Prod Mcf	Water Inj Rate (CD) bbl/d	INJ WINJ bbl	Gas Oil Ratio cf/bbl	Water Oil Ratio bbl/bbl	Inst. VRR	Cum VRR Since Prod	
00/09-08-002-29W1/0	Aug-18	4.54	141	0.08	3	4.56	141.26			1002.6	0	0.000	0.000	
00/09-08-002-29W1/0	Sep-18	5.12	153	0.06	2	7.53	226.01			1472.6	0	0.000	0.000	
00/09-08-002-29W1/0	Oct-18	5.44	169	0.06	2	4.33	134.20			796.10	0	0.000	0.000	
00/09-08-002-29W1/0	Nov-18	4.85	146	0.06	2	3.13	93.94			645.13	0	0.000	0.000	
00/09-08-002-29W1/0	Dec-18	4.22	131	0.06	2	1.88	58.27			445.17	0	0.000	0.000	
-----			----		-----		-----		-----					
			1867		38		2906.75		0.00					Sum
00/09-09-002-29W1/0	Jan-18							82.92	2570.64				0.020	
00/09-09-002-29W1/0	Feb-18							81.90	2293.26				0.032	
00/09-09-002-29W1/0	Mar-18							55.70	1726.55				0.041	
00/09-09-002-29W1/0	Apr-18							85.42	2562.47				0.055	
00/09-09-002-29W1/0	May-18							89.76	2782.61				0.069	
00/09-09-002-29W1/0	Jun-18							87.16	2614.67				0.083	
00/09-09-002-29W1/0	Jul-18							85.48	2649.83				0.097	
00/09-09-002-29W1/0	Aug-18							89.76	2782.61				0.112	
00/09-09-002-29W1/0	Sep-18							96.65	2899.60				0.127	
00/09-09-002-29W1/0	Oct-18							102.75	3185.16				0.144	
00/09-09-002-29W1/0	Nov-18							0.00	0.00				0.144	
00/09-09-002-29W1/0	Dec-18							64.91	2012.11				0.154	
-----			----		-----		-----		-----					
			0		0		0.00		28079.52					Sum
00/09-10-002-29W1/0	Jan-18	3.33	103	0.43	13	4.56	141.26			1369.4	0	0.000	0.000	
00/09-10-002-29W1/0	Feb-18	2.90	81	0.25	7	17.41	487.34			6006.3	0	0.000	0.000	
00/09-10-002-29W1/0	Mar-18	2.64	82	0.14	4	18.11	561.50			6867.0	0	0.000	0.000	
00/09-10-002-29W1/0	Apr-18	2.79	84	0.15	4	12.36	370.80			4432.5	0	0.000	0.000	
00/09-10-002-29W1/0	May-18	3.02	94	0.14	4	0.00	0.00			0.00	0	0.000	0.000	
00/09-10-002-29W1/0	Jun-18	3.38	101	0.21	6	0.00	0.00			0.00	0	0.000	0.000	
00/09-10-002-29W1/0	Jul-18	3.06	95	0.22	7	2.28	70.63			743.65	0	0.000	0.000	
00/09-10-002-29W1/0	Aug-18	2.74	85	0.24	8	5.47	169.51			1996.3	0	0.000	0.000	

D0/16-05-002-29W1/0
South Pierson Unit 1 Group Production and Injection

@name()	Date	Oil Rate (CD) bbl/d	Monthly Oil Prod bbl	Water Rate (CD) bbl/d	Monthly Water Prod bbl	Gas Rate (CD) Mcf/d	Monthly Gas Prod Mcf	Water Inj Rate (CD) bbl/d	INJ WINJ bbl	Gas Oil Ratio cf/bbl	Water Oil Ratio bbl/bbl	Inst. VRR	Cum VRR Since Prod	
00/09-10-002-29W1/0	Sep-18	1.93	58	0.13	4	2.83	84.76			1464.6	0	0.000	0.000	
00/09-10-002-29W1/0	Oct-18	2.05	64	0.10	3	2.16	67.10			1056.2	0	0.000	0.000	
00/09-10-002-29W1/0	Nov-18	2.43	73	0.12	4	3.34	100.29			1373.4	0	0.000	0.000	
00/09-10-002-29W1/0	Dec-18	2.07	64	0.15	5	2.03	62.86			980.76	0	0.000	0.000	
-----			----		-----		-----		-----					
			983		69		2116.05		0.00					Sum
00/09-16-002-29W1/0	Jan-18	0.00	0	0.00	0	0.00	0.00						0.000	
00/09-16-002-29W1/0	Feb-18	0.00	0	0.00	0	0.00	0.00						0.000	
00/09-16-002-29W1/0	Mar-18	0.00	0	0.00	0	0.00	0.00						0.000	
-----			----		-----		-----		-----					
			0		0		0.00		0.00					Sum
00/09-17-002-29W1/0	Jan-18	0.00	0	0.00	0	0.00	0.00						0.000	
00/09-17-002-29W1/0	Feb-18	0.00	0	0.00	0	0.00	0.00						0.000	
00/09-17-002-29W1/0	Mar-18	0.00	0	0.00	0	0.00	0.00						0.000	
-----			----		-----		-----		-----					
			0		0		0.00		0.00					Sum
00/09-23-002-29W1/0	Jan-18	7.10	220	67.44	2091	3.53	109.48			497.29	9	0.000	0.000	
00/09-23-002-29W1/0	Feb-18	7.41	208	70.94	1986	0.00	0.00			0.00	10	0.000	0.000	
00/09-23-002-29W1/0	Mar-18	7.59	235	68.82	2134	0.00	0.00			0.00	9	0.000	0.000	
00/09-23-002-29W1/0	Apr-18	7.11	213	73.34	2200	0.00	0.00			0.00	10	0.000	0.000	
00/09-23-002-29W1/0	May-18	6.31	196	85.28	2644	0.00	0.00			0.00	14	0.000	0.000	
00/09-23-002-29W1/0	Jun-18	6.39	192	76.67	2300	0.00	0.00			0.00	12	0.000	0.000	
00/09-23-002-29W1/0	Jul-18	4.42	137	56.43	1749	0.91	28.25			206.04	13	0.000	0.000	
00/09-23-002-29W1/0	Aug-18	3.55	110	48.74	1511	0.57	17.66			160.42	14	0.000	0.000	
00/09-23-002-29W1/0	Sep-18	3.42	103	78.64	2359	0.00	0.00			0.00	23	0.000	0.000	
00/09-23-002-29W1/0	Oct-18	3.14	97	84.28	2613	0.91	28.25			289.79	27	0.000	0.000	
00/09-23-002-29W1/0	Nov-18	2.83	85	66.84	2005	2.90	86.87			1023.8	24	0.000	0.000	
00/09-23-002-29W1/0	Dec-18	3.48	108	67.59	2095	2.56	79.46			736.18	19	0.000	0.000	

D0/16-05-002-29W1/0
South Pierson Unit 1 Group Production and Injection

@name()	Date	Oil Rate (CD) bbl/d	Monthly Oil Prod bbl	Water Rate (CD) bbl/d	Monthly Water Prod bbl	Gas Rate (CD) Mcf/d	Monthly Gas Prod Mcf	Water Inj Rate (CD) bbl/d	INJ WINJ bbl	Gas Oil Ratio cf/bbl	Water Oil Ratio bbl/bbl	Inst. VRR	Cum VRR Since Prod	
-----			----		-----		-----		-----					
			1904		25687		349.97		0.00					Sum
00/09-24-002-29W1/2	Jan-18							606.13	18790.17					
00/09-24-002-29W1/2	Feb-18							569.70	15951.58					
00/09-24-002-29W1/2	Mar-18							547.90	16984.99					
00/09-24-002-29W1/2	Apr-18							532.66	15979.88					
00/09-24-002-29W1/2	May-18							459.78	14253.27					
00/09-24-002-29W1/2	Jun-18							378.13	11343.98					
00/09-24-002-29W1/2	Jul-18							387.17	12002.15					
00/09-24-002-29W1/2	Aug-18							305.04	9456.10					
00/09-24-002-29W1/2	Sep-18							420.98	12629.30					
00/09-24-002-29W1/2	Oct-18							540.17	16745.35					
00/09-24-002-29W1/2	Nov-18							0.00	0.00					
00/09-24-002-29W1/2	Dec-18							512.31	15881.76					
-----			----		-----		-----		-----					
			0		0		0.00		160018.53					Sum
00/09-25-002-29W1/2	Jan-18	3.71	115	1.08	33	0.23	7.06			61.36	0	0.000	0.000	
00/09-25-002-29W1/2	Feb-18	5.68	159	0.81	23	1.01	28.25			177.54	0	0.000	0.000	
00/09-25-002-29W1/2	Mar-18	5.82	181	0.61	19	2.96	91.82			508.64	0	0.000	0.000	
00/09-25-002-29W1/2	Apr-18	6.73	202	0.71	21	5.06	151.85			752.11	0	0.000	0.000	
00/09-25-002-29W1/2	May-18	4.61	143	0.55	17	4.33	134.20			939.89	0	0.000	0.000	
00/09-25-002-29W1/2	Jun-18	4.53	136	0.63	19	3.41	102.41			753.81	0	0.000	0.000	
00/09-25-002-29W1/2	Jul-18	0.00	0	0.00	0	0.00	0.00						0.000	
00/09-25-002-29W1/2	Aug-18	4.08	126	0.49	15	4.10	127.13			1005.6	0	0.000	0.000	
00/09-25-002-29W1/2	Sep-18	4.24	127	0.50	15	5.18	155.38			1222.9	0	0.000	0.000	
00/09-25-002-29W1/2	Oct-18	4.06	126	0.57	18	2.73	84.76			673.75	0	0.000	0.000	
00/09-25-002-29W1/2	Nov-18	2.68	80	0.31	9	1.80	54.03			672.70	0	0.000	0.000	
00/09-25-002-29W1/2	Dec-18	2.12	66	0.24	7	0.99	30.72			466.99	0	0.000	0.000	
-----			----		-----		-----		-----					

D0/16-05-002-29W1/0
South Pierson Unit 1 Group Production and Injection

@name()	Date	Oil Rate (CD) bbl/d	Monthly Oil Prod bbl	Water Rate (CD) bbl/d	Monthly Water Prod bbl	Gas Rate (CD) Mcf/d	Monthly Gas Prod Mcf	Water Inj Rate (CD) bbl/d	INJ WINJ bbl	Gas Oil Ratio cf/bbl	Water Oil Ratio bbl/bbl	Inst. VRR	Cum VRR Since Prod	
			1461		197		967.62		0.00					Sum
00/09-30-002-29W1/0	Jan-18	0.59	18	0.06	2	0.46	14.13			774.43	0	0.000	0.000	
00/09-30-002-29W1/0	Feb-18	0.63	18	0.04	1	0.00	0.00			0.00	0	0.000	0.000	
00/09-30-002-29W1/0	Mar-18	0.75	23	0.06	2	0.00	0.00			0.00	0	0.000	0.000	
00/09-30-002-29W1/0	Apr-18	1.11	33	0.06	2	1.41	42.38			1271.2	0	0.000	0.000	
00/09-30-002-29W1/0	May-18	1.34	42	0.08	3	5.47	169.51			4083.3	0	0.000	0.000	
00/09-30-002-29W1/0	Jun-18	0.63	19	0.02	1	4.83	144.79			7673.2	0	0.000	0.000	
00/09-30-002-29W1/0	Jul-18	0.00	0	0.00	0	0.00	0.00						0.000	
-----			----		-----		-----		-----					
			153		10		370.80		0.00					Sum
00/10-08-002-29W1/0	Jan-18							16.23	503.18				3.385	
00/10-08-002-29W1/0	Feb-18							13.70	383.68				3.406	
00/10-08-002-29W1/0	Mar-18							13.31	412.61				3.428	
00/10-08-002-29W1/0	Apr-18							14.47	434.00				3.451	
00/10-08-002-29W1/0	May-18							16.54	512.62				3.479	
00/10-08-002-29W1/0	Jun-18							14.74	442.17				3.502	
00/10-08-002-29W1/0	Jul-18							14.26	442.05				3.526	
00/10-08-002-29W1/0	Aug-18							14.24	441.54				3.549	
00/10-08-002-29W1/0	Sep-18							16.96	508.85				3.577	
00/10-08-002-29W1/0	Oct-18							13.82	428.34				3.600	
00/10-08-002-29W1/0	Nov-18							0.00	0.00				3.600	
00/10-08-002-29W1/0	Dec-18							3.21	99.38				3.605	
-----			----		-----		-----		-----					
			0		0		0.00		4608.42					Sum
00/10-09-002-29W1/0	Jan-18							173.92	5391.62				47.463	
00/10-09-002-29W1/0	Feb-18							161.56	4523.63				47.652	
00/10-09-002-29W1/0	Mar-18							63.14	1957.39				47.734	
00/10-09-002-29W1/0	Apr-18							67.28	2018.40				47.818	

D0/16-05-002-29W1/0
South Pierson Unit 1 Group Production and Injection

@name()	Date	Oil Rate (CD) bbl/d	Monthly Oil Prod bbl	Water Rate (CD) bbl/d	Monthly Water Prod bbl	Gas Rate (CD) Mcf/d	Monthly Gas Prod Mcf	Water Inj Rate (CD) bbl/d	INJ WINJ bbl	Gas Oil Ratio cf/bbl	Water Oil Ratio bbl/bbl	Inst. VRR	Cum VRR Since Prod	
00/10-09-002-29W1/0	May-18							58.95	1827.44				47.894	
00/10-09-002-29W1/0	Jun-18							55.30	1658.94				47.964	
00/10-09-002-29W1/0	Jul-18							62.46	1936.13				48.044	
00/10-09-002-29W1/0	Aug-18							61.86	1917.76				48.125	
00/10-09-002-29W1/0	Sep-18							60.57	1817.13				48.200	
00/10-09-002-29W1/0	Oct-18							103.86	3219.75				48.335	
00/10-09-002-29W1/0	Nov-18							0.00	0.00				48.335	
00/10-09-002-29W1/0	Dec-18							94.23	2921.17				48.457	
-----			----		-----		-----		-----					
			0		0		0.00		29189.36					Sum
00/10-10-002-29W1/0	Jan-18	4.04	125	26.28	815	4.56	141.26			1128.5	7	0.000	0.000	
00/10-10-002-29W1/0	Feb-18	3.84	108	24.73	693	11.60	324.89			3020.7	6	0.000	0.000	
00/10-10-002-29W1/0	Mar-18	3.65	113	23.03	714	0.00	0.00			0.00	6	0.000	0.000	
00/10-10-002-29W1/0	Apr-18	1.99	60	12.33	370	0.00	0.00			0.00	6	0.000	0.000	
00/10-10-002-29W1/0	May-18	0.45	14	54.17	1679	0.00	0.00			0.00	121	0.000	0.000	
00/10-10-002-29W1/0	Jun-18	0.38	11	40.19	1206	9.65	289.58			25577.	107	0.000	0.000	
00/10-10-002-29W1/0	Jul-18	1.44	45	36.81	1141	2.73	84.76			1897.8	26	0.000	0.000	
00/10-10-002-29W1/0	Aug-18	1.56	48	35.87	1112	3.76	116.54			2406.2	23	0.000	0.000	
00/10-10-002-29W1/0	Sep-18	1.40	42	33.48	1004	5.65	169.51			4022.3	24	0.000	0.000	
00/10-10-002-29W1/0	Oct-18	1.28	40	29.68	920	4.56	141.26			3564.8	23	0.000	0.000	
00/10-10-002-29W1/0	Nov-18	1.37	41	24.46	734	4.67	140.20			3413.4	18	0.000	0.000	
00/10-10-002-29W1/0	Dec-18	1.53	47	20.14	624	3.01	93.23			1968.4	13	0.000	0.000	
-----			----		-----		-----		-----					
			694		11012		1501.23		0.00					Sum
00/10-16-002-29W1/0	Jan-18							5.32	164.79				6.690	
00/10-16-002-29W1/0	Feb-18							3.53	98.75				6.694	
00/10-16-002-29W1/0	Mar-18							7.83	242.79				6.703	
00/10-16-002-29W1/0	Apr-18							0.63	18.87				6.703	
00/10-16-002-29W1/0	May-18							0.64	19.88				6.704	

D0/16-05-002-29W1/0
South Pierson Unit 1 Group Production and Injection

@name()	Date	Oil Rate (CD) bbl/d	Monthly Oil Prod bbl	Water Rate (CD) bbl/d	Monthly Water Prod bbl	Gas Rate (CD) Mcf/d	Monthly Gas Prod Mcf	Water Inj Rate (CD) bbl/d	INJ WINJ bbl	Gas Oil Ratio cf/bbl	Water Oil Ratio bbl/bbl	Inst. VRR	Cum VRR Since Prod	
00/10-16-002-29W1/0	Jun-18							2.81	84.35				6.707	
00/10-16-002-29W1/0	Jul-18							0.69	21.32				6.708	
00/10-16-002-29W1/0	Aug-18							1.01	31.45				6.709	
00/10-16-002-29W1/0	Sep-18							2.47	74.22				6.712	
00/10-16-002-29W1/0	Oct-18							13.72	425.19				6.727	
00/10-16-002-29W1/0	Nov-18							0.00	0.00				6.727	
00/10-16-002-29W1/0	Dec-18							4.63	143.60				6.732	
-----			----		-----		-----		-----					
			0		0		0.00		1325.20					Sum
00/10-17-002-29W1/0	Jan-18	2.13	66	37.41	1160	2.28	70.63			1069.4	18	0.000	0.001	
00/10-17-002-29W1/0	Feb-18	2.07	58	34.53	967	0.00	0.00			0.00	17	0.000	0.001	
00/10-17-002-29W1/0	Mar-18	2.11	65	36.76	1140	0.00	0.00			0.00	17	0.000	0.001	
00/10-17-002-29W1/0	Apr-18	1.85	55	35.81	1074	0.00	0.00			0.00	19	0.000	0.001	
00/10-17-002-29W1/0	May-18	2.31	72	35.16	1090	0.00	0.00			0.00	15	0.000	0.001	
00/10-17-002-29W1/0	Jun-18	2.79	84	36.71	1101	0.00	0.00			0.00	13	0.000	0.001	
00/10-17-002-29W1/0	Jul-18	2.62	81	40.03	1241	2.05	63.57			783.43	15	0.000	0.001	
00/10-17-002-29W1/0	Aug-18	2.43	75	39.22	1216	4.56	141.26			1871.5	16	0.000	0.001	
00/10-17-002-29W1/0	Sep-18	2.24	67	38.62	1159	1.88	56.50			839.56	17	0.000	0.001	
00/10-17-002-29W1/0	Oct-18	2.72	84	37.72	1169	2.73	84.76			1005.6	14	0.000	0.001	
00/10-17-002-29W1/0	Nov-18	3.35	101	32.09	963	1.66	49.79			494.79	10	0.000	0.001	
00/10-17-002-29W1/0	Dec-18	2.66	83	24.75	767	1.47	45.56			552.04	9	0.000	0.001	
-----			----		-----		-----		-----					
			891		13046		512.06		0.00					Sum
00/10-25-002-29W1/0	Jan-18	2.98	92	46.99	1457	0.00	0.00			0.00	16	0.000	0.000	
00/10-25-002-29W1/0	Feb-18	5.30	148	45.24	1267	0.00	0.00			0.00	9	0.000	0.000	
00/10-25-002-29W1/0	Mar-18	5.07	157	43.22	1340	0.00	0.00			0.00	9	0.000	0.000	
00/10-25-002-29W1/0	Apr-18	2.89	87	25.52	765	0.00	0.00			0.00	9	0.000	0.000	
00/10-25-002-29W1/0	May-18	4.57	142	40.05	1242	0.00	0.00			0.00	9	0.000	0.000	
00/10-25-002-29W1/0	Jun-18	4.44	133	42.60	1278	0.00	0.00			0.00	10	0.000	0.000	

D0/16-05-002-29W1/0
South Pierson Unit 1 Group Production and Injection

@name()	Date	Oil Rate (CD) bbl/d	Monthly Oil Prod bbl	Water Rate (CD) bbl/d	Monthly Water Prod bbl	Gas Rate (CD) Mcf/d	Monthly Gas Prod Mcf	Water Inj Rate (CD) bbl/d	INJ WINJ bbl	Gas Oil Ratio cf/bbl	Water Oil Ratio bbl/bbl	Inst. VRR	Cum VRR Since Prod	
00/10-25-002-29W1/0	Jul-18	5.60	174	47.21	1464	0.00	0.00			0.00	8	0.000	0.000	
00/10-25-002-29W1/0	Aug-18	5.26	163	43.83	1359	0.00	0.00			0.00	8	0.000	0.000	
00/10-25-002-29W1/0	Sep-18	4.65	140	41.30	1239	0.00	0.00			0.00	9	0.000	0.000	
00/10-25-002-29W1/0	Oct-18	4.67	145	53.16	1648	0.23	7.06			48.82	11	0.000	0.000	
00/10-25-002-29W1/0	Nov-18	4.03	121	34.86	1046	1.39	41.67			345.06	9	0.000	0.000	
00/10-25-002-29W1/0	Dec-18	4.17	129	35.42	1098	1.47	45.56			352.45	8	0.000	0.000	
-----			----		-----		-----		-----					
			1631		15202		94.29		0.00					Sum
00/11-09-002-29W1/0	Jan-18							65.70	2036.64				0.379	
00/11-09-002-29W1/0	Feb-18							48.57	1359.86				0.385	
00/11-09-002-29W1/0	Mar-18							60.69	1881.28				0.393	
00/11-09-002-29W1/0	Apr-18							44.34	1330.29				0.399	
00/11-09-002-29W1/0	May-18							44.36	1375.14				0.405	
00/11-09-002-29W1/0	Jun-18							40.98	1229.47				0.411	
00/11-09-002-29W1/0	Jul-18							40.91	1268.21				0.417	
00/11-09-002-29W1/0	Aug-18							42.97	1332.18				0.423	
00/11-09-002-29W1/0	Sep-18							50.15	1504.52				0.429	
00/11-09-002-29W1/0	Oct-18							44.25	1371.81				0.435	
00/11-09-002-29W1/0	Nov-18							0.00	0.00				0.435	
00/11-09-002-29W1/0	Dec-18							25.58	792.89				0.439	
-----			----		-----		-----		-----					
			0		0		0.00		15482.30					Sum
00/11-10-002-29W1/0	Jan-18	5.94	184	25.12	779	0.46	14.13			76.65	4	0.000	0.000	
00/11-10-002-29W1/0	Feb-18	5.71	160	24.19	677	0.00	0.00			0.00	4	0.000	0.000	
00/11-10-002-29W1/0	Mar-18	5.72	177	25.42	788	0.00	0.00			0.00	4	0.000	0.000	
00/11-10-002-29W1/0	Apr-18	5.58	167	24.82	745	0.00	0.00			0.00	4	0.000	0.000	
00/11-10-002-29W1/0	May-18	6.07	188	24.04	745	0.00	0.00			0.00	4	0.000	0.000	
00/11-10-002-29W1/0	Jun-18	6.00	180	23.19	696	0.00	0.00			0.00	4	0.000	0.000	
00/11-10-002-29W1/0	Jul-18	6.13	190	24.41	757	0.00	0.00			0.00	4	0.000	0.000	

D0/16-05-002-29W1/0
South Pierson Unit 1 Group Production and Injection

@name()	Date	Oil Rate (CD) bbl/d	Monthly Oil Prod bbl	Water Rate (CD) bbl/d	Monthly Water Prod bbl	Gas Rate (CD) Mcf/d	Monthly Gas Prod Mcf	Water Inj Rate (CD) bbl/d	INJ WINJ bbl	Gas Oil Ratio cf/bbl	Water Oil Ratio bbl/bbl	Inst. VRR	Cum VRR Since Prod	
00/11-10-002-29W1/0	Aug-18	6.35	197	24.31	754	0.00	0.00			0.00	4	0.000	0.000	
00/11-10-002-29W1/0	Sep-18	6.14	184	23.61	708	0.00	0.00			0.00	4	0.000	0.000	
00/11-10-002-29W1/0	Oct-18	6.55	203	24.47	759	2.16	67.10			330.27	4	0.000	0.000	
00/11-10-002-29W1/0	Nov-18	6.28	188	20.70	621	3.56	106.65			566.15	3	0.000	0.000	
00/11-10-002-29W1/0	Dec-18	6.36	197	21.10	654	4.76	147.62			748.85	3	0.000	0.000	
-----			----		-----		-----		-----					
			2216		8682		335.49		0.00					Sum
00/11-11-002-29W1/0	Jan-18	15.24	472	6.86	213	57.19	1772.80			3753.0	0	0.000	0.000	
00/11-11-002-29W1/0	Feb-18	13.95	391	5.75	161	7.44	208.36			533.43	0	0.000	0.000	
00/11-11-002-29W1/0	Mar-18	13.39	415	7.32	227	0.00	0.00			0.00	1	0.000	0.000	
00/11-11-002-29W1/0	Apr-18	12.12	364	11.34	340	21.66	649.79			1787.3	1	0.000	0.000	
00/11-11-002-29W1/0	May-18	11.67	362	11.73	364	42.61	1320.77			3651.9	1	0.000	0.000	
00/11-11-002-29W1/0	Jun-18	11.57	347	11.13	334	18.60	557.97			1607.0	1	0.000	0.000	
00/11-11-002-29W1/0	Jul-18	11.20	347	11.69	362	3.53	109.48			315.31	1	0.000	0.000	
00/11-11-002-29W1/0	Aug-18	10.17	315	11.54	358	7.75	240.14			762.06	1	0.000	0.000	
00/11-11-002-29W1/0	Sep-18	9.87	296	9.48	284	10.36	310.77			1049.0	1	0.000	0.000	
00/11-11-002-29W1/0	Oct-18	9.19	285	7.28	226	5.47	169.51			594.92	1	0.000	0.000	
00/11-11-002-29W1/0	Nov-18	8.69	261	6.53	196	5.12	153.62			589.51	1	0.000	0.000	
00/11-11-002-29W1/0	Dec-18	8.93	277	9.08	281	5.65	175.16			632.63	1	0.000	0.000	
-----			----		-----		-----		-----					
			4131		3346		5668.36		0.00					Sum
00/11-15-002-29W1/0	Jan-18	0.00	0	0.00	0	0.00	0.00						0.000	
-----			----		-----		-----		-----					
	Jan-18		0		0		0.00		0.00					Sum
00/11-16-002-29W1/0	Jan-18	8.66	269	1.72	53	24.04	745.14			2774.4	0	0.000	0.000	
00/11-16-002-29W1/0	Feb-18	8.27	231	1.48	42	4.16	116.54			503.48	0	0.000	0.000	
00/11-16-002-29W1/0	Mar-18	9.39	291	1.70	53	2.85	88.29			303.16	0	0.000	0.000	
00/11-16-002-29W1/0	Apr-18	9.73	292	2.01	60	0.00	0.00			0.00	0	0.000	0.000	

D0/16-05-002-29W1/0
South Pierson Unit 1 Group Production and Injection

@name()	Date	Oil Rate (CD) bbl/d	Monthly Oil Prod bbl	Water Rate (CD) bbl/d	Monthly Water Prod bbl	Gas Rate (CD) Mcf/d	Monthly Gas Prod Mcf	Water Inj Rate (CD) bbl/d	INJ WINJ bbl	Gas Oil Ratio cf/bbl	Water Oil Ratio bbl/bbl	Inst. VRR	Cum VRR Since Prod	
00/11-16-002-29W1/0	May-18	9.13	283	2.33	72	0.00	0.00			0.00	0	0.000	0.000	
00/11-16-002-29W1/0	Jun-18	9.67	290	3.04	91	0.00	0.00			0.00	0	0.000	0.000	
00/11-16-002-29W1/0	Jul-18	8.44	262	2.62	81	3.19	98.88			377.90	0	0.000	0.000	
00/11-16-002-29W1/0	Aug-18	8.16	253	2.15	67	0.57	17.66			69.83	0	0.000	0.000	
00/11-16-002-29W1/0	Sep-18	6.31	189	1.59	48	0.00	0.00			0.00	0	0.000	0.000	
00/11-16-002-29W1/0	Oct-18	1.36	42	0.32	10	0.00	0.00			0.00	0	0.000	0.000	
00/11-16-002-29W1/0	Nov-18	0.00	0	0.00	0	0.00	0.00	0.00	0.00				0.000	
00/11-16-002-29W1/0	Dec-18							37.34	1157.58				0.008	
-----			----		-----		-----		-----					
			2402		577		1066.50		1157.58					Sum
00/11-17-002-29W1/0	Jan-18	2.92	91	2.17	67	1.48	45.91			506.87	1	0.000	0.000	
00/11-17-002-29W1/0	Feb-18	2.52	70	2.00	56	0.00	0.00			0.00	1	0.000	0.000	
00/11-17-002-29W1/0	Mar-18	2.56	79	2.19	68	0.00	0.00			0.00	1	0.000	0.000	
00/11-17-002-29W1/0	Apr-18	2.64	79	2.20	66	0.00	0.00			0.00	1	0.000	0.000	
00/11-17-002-29W1/0	May-18	2.43	75	1.99	62	0.00	0.00			0.00	1	0.000	0.000	
00/11-17-002-29W1/0	Jun-18	2.35	70	1.72	52	0.00	0.00			0.00	1	0.000	0.000	
00/11-17-002-29W1/0	Jul-18	2.29	71	1.70	53	1.37	42.38			596.24	1	0.000	0.000	
00/11-17-002-29W1/0	Aug-18	2.33	72	1.64	51	4.33	134.20			1855.2	1	0.000	0.000	
00/11-17-002-29W1/0	Sep-18	1.03	31	0.75	23	0.00	0.00			0.00	1	0.000	0.000	
00/11-17-002-29W1/0	Nov-18	2.07	62	1.04	31	0.00	0.00			0.00	1	0.000	0.000	
00/11-17-002-29W1/0	Dec-18	2.54	79	1.11	35	0.00	0.00			0.00	0	0.000	0.000	
-----			----		-----		-----		-----					
			780		563		222.48		0.00					Sum
00/11-23-002-29W1/0	Jan-18	1.38	43	35.89	1113	0.00	0.00			0.00	26	0.000	0.000	
00/11-23-002-29W1/0	Feb-18	1.77	50	41.71	1168	14.13	395.52			7959.9	24	0.000	0.000	
00/11-23-002-29W1/0	Mar-18	1.87	58	43.48	1348	28.25	875.80			15134.	23	0.000	0.000	
00/11-23-002-29W1/0	Apr-18	1.34	40	48.41	1452	17.42	522.66			12983.	36	0.000	0.000	
00/11-23-002-29W1/0	May-18	1.34	42	51.92	1610	16.97	526.19			12675.	39	0.000	0.000	
00/11-23-002-29W1/0	Jun-18	1.32	40	49.21	1476	7.30	218.95			5525.4	37	0.000	0.000	

D0/16-05-002-29W1/0
South Pierson Unit 1 Group Production and Injection

@name()	Date	Oil Rate (CD) bbl/d	Monthly Oil Prod bbl	Water Rate (CD) bbl/d	Monthly Water Prod bbl	Gas Rate (CD) Mcf/d	Monthly Gas Prod Mcf	Water Inj Rate (CD) bbl/d	INJ WINJ bbl	Gas Oil Ratio cf/bbl	Water Oil Ratio bbl/bbl	Inst. VRR	Cum VRR Since Prod	
00/11-23-002-29W1/0	Jul-18	0.89	28	35.12	1089	1.82	56.50			2041.6	39	0.000	0.000	
00/11-23-002-29W1/0	Aug-18	1.03	32	39.32	1219	7.18	222.48			6935.6	38	0.000	0.000	
00/11-23-002-29W1/0	Sep-18	1.36	41	50.30	1509	8.48	254.27			6219.2	37	0.000	0.000	
00/11-23-002-29W1/0	Oct-18	1.36	42	48.19	1494	0.00	0.00			0.00	35	0.000	0.000	
00/11-23-002-29W1/0	Nov-18	1.28	38	41.27	1238	0.28	8.48			220.18	32	0.000	0.000	
00/11-23-002-29W1/0	Dec-18	0.88	27	44.33	1374	3.34	103.47			3773.1	50	0.000	0.000	
-----			----		-----		-----		-----					
			480		16089		3184.32		0.00					Sum
00/11-24-002-29W1/0	Jan-18	0.26	8	0.00	0	0.34	10.59			1295.6	0	0.000	0.000	
00/11-24-002-29W1/0	Feb-18	0.43	12	0.00	0	0.00	0.00			0.00	0	0.000	0.000	
00/11-24-002-29W1/0	Mar-18	0.22	7	0.00	0	0.00	0.00			0.00	0	0.000	0.000	
00/11-24-002-29W1/0	Apr-18	0.00	0	0.00	0	0.00	0.00						0.000	
00/11-24-002-29W1/0	May-18	0.00	0	0.00	0	0.00	0.00						0.000	
00/11-24-002-29W1/0	Jun-18	0.00	0	0.00	0	0.00	0.00						0.000	
00/11-24-002-29W1/0	Jul-18	0.00	0	0.00	0	0.00	0.00						0.000	
-----			----		-----		-----		-----					
			27		0		10.59		0.00					Sum
00/11-25-002-29W1/2	Jan-18	1.81	56	41.65	1291	0.00	0.00			0.00	23	0.000	0.000	
00/11-25-002-29W1/2	Feb-18	3.14	88	39.49	1106	0.00	0.00			0.00	13	0.000	0.000	
00/11-25-002-29W1/2	Mar-18	3.02	94	37.70	1169	0.00	0.00			0.00	12	0.000	0.000	
00/11-25-002-29W1/2	Apr-18	3.00	90	38.70	1161	0.00	0.00			0.00	13	0.000	0.000	
00/11-25-002-29W1/2	May-18	3.17	98	40.54	1257	0.00	0.00			0.00	13	0.000	0.000	
00/11-25-002-29W1/2	Jun-18	3.29	99	46.15	1384	0.00	0.00			0.00	14	0.000	0.000	
00/11-25-002-29W1/2	Jul-18	3.51	109	43.20	1339	0.00	0.00			0.00	12	0.000	0.000	
00/11-25-002-29W1/2	Aug-18	3.31	103	40.09	1243	0.00	0.00			0.00	12	0.000	0.000	
00/11-25-002-29W1/2	Sep-18	2.98	89	36.98	1110	0.00	0.00			0.00	12	0.000	0.000	
00/11-25-002-29W1/2	Oct-18	3.19	99	47.40	1469	0.00	0.00			0.00	15	0.000	0.000	
00/11-25-002-29W1/2	Nov-18	2.89	87	33.42	1003	0.24	7.06			81.55	12	0.000	0.000	
00/11-25-002-29W1/2	Dec-18	2.70	84	34.32	1064	0.99	30.72			367.27	13	0.000	0.000	

D0/16-05-002-29W1/0
South Pierson Unit 1 Group Production and Injection

@name()	Date	Oil Rate (CD) bbl/d	Monthly Oil Prod bbl	Water Rate (CD) bbl/d	Monthly Water Prod bbl	Gas Rate (CD) Mcf/d	Monthly Gas Prod Mcf	Water Inj Rate (CD) bbl/d	INJ WINJ bbl	Gas Oil Ratio cf/bbl	Water Oil Ratio bbl/bbl	Inst. VRR	Cum VRR Since Prod	
-----			----		-----		-----		-----					
			1094		14595		37.79		0.00					Sum
00/11-34-001-28W1/0	Jan-18	3.31	103	14.20	440	0.00	0.00			0.00	4	0.000	0.000	
00/11-34-001-28W1/0	Feb-18	3.17	89	13.97	391	0.00	0.00			0.00	4	0.000	0.000	
00/11-34-001-28W1/0	Mar-18	3.04	94	12.50	387	0.00	0.00			0.00	4	0.000	0.000	
00/11-34-001-28W1/0	Apr-18	2.33	70	9.98	299	0.00	0.00			0.00	4	0.000	0.000	
00/11-34-001-28W1/0	May-18	2.48	77	10.19	316	0.00	0.00			0.00	4	0.000	0.000	
00/11-34-001-28W1/0	Jun-18	2.10	63	8.91	267	0.00	0.00			0.00	4	0.000	0.000	
00/11-34-001-28W1/0	Jul-18	1.85	57	7.49	232	0.00	0.00			0.00	4	0.000	0.000	
00/11-34-001-28W1/0	Aug-18	1.72	53	6.96	216	0.00	0.00			0.00	4	0.000	0.000	
00/11-34-001-28W1/0	Sep-18	1.70	51	7.11	213	0.00	0.00			0.00	4	0.000	0.000	
00/11-34-001-28W1/0	Oct-18	2.46	76	6.23	193	0.00	0.00			0.00	3	0.000	0.000	
-----			----		-----		-----		-----					
			733		2956		0.00		0.00					Sum
00/11-34-002-28W1/0	Jan-18	0.00	0	0.00	0	0.00	0.00						0.000	
00/11-34-002-28W1/0	Feb-18	0.00	0	0.00	0	0.00	0.00						0.000	
00/11-34-002-28W1/0	Mar-18	0.00	0	0.00	0	0.00	0.00						0.000	
00/11-34-002-28W1/0	Apr-18	0.00	0	0.00	0	0.00	0.00						0.000	
00/11-34-002-28W1/0	May-18	0.00	0	0.00	0	0.00	0.00						0.000	
00/11-34-002-28W1/0	Jun-18	0.00	0	0.00	0	0.00	0.00						0.000	
00/11-34-002-28W1/0	Jul-18	0.00	0	0.00	0	0.00	0.00						0.000	
00/11-34-002-28W1/0	Aug-18	0.00	0	0.00	0	0.00	0.00						0.000	
00/11-34-002-28W1/0	Sep-18	0.00	0	0.00	0	0.00	0.00						0.000	
00/11-34-002-28W1/0	Nov-18	0.00	0	0.00	0	0.00	0.00						0.000	
00/11-34-002-28W1/0	Dec-18	0.00	0	0.00	0	0.00	0.00						0.000	
-----			----		-----		-----		-----					
			0		0		0.00		0.00					Sum
00/12-04-002-29W1/0	Jan-18							0.69	21.39				3.670	

D0/16-05-002-29W1/0
South Pierson Unit 1 Group Production and Injection

@name()	Date	Oil Rate (CD) bbl/d	Monthly Oil Prod bbl	Water Rate (CD) bbl/d	Monthly Water Prod bbl	Gas Rate (CD) Mcf/d	Monthly Gas Prod Mcf	Water Inj Rate (CD) bbl/d	INJ WINJ bbl	Gas Oil Ratio cf/bbl	Water Oil Ratio bbl/bbl	Inst. VRR	Cum VRR Since Prod	
00/12-04-002-29W1/0	Feb-18							0.63	17.61				3.673	
00/12-04-002-29W1/0	Mar-18							0.63	19.50				3.676	
00/12-04-002-29W1/0	Apr-18							0.63	18.87				3.680	
00/12-04-002-29W1/0	May-18							0.63	19.50				3.683	
00/12-04-002-29W1/0	Jun-18							0.63	18.87				3.686	
00/12-04-002-29W1/0	Jul-18							0.63	19.50				3.689	
00/12-04-002-29W1/0	Aug-18							0.63	19.50				3.692	
00/12-04-002-29W1/0	Sep-18							0.63	18.87				3.696	
00/12-04-002-29W1/0	Oct-18							0.63	19.50				3.699	
00/12-04-002-29W1/0	Nov-18							0.00	0.00				3.699	
00/12-04-002-29W1/0	Dec-18							0.63	19.50				3.702	
-----			----		-----		-----		-----					
			0		0		0.00		212.60					Sum
00/12-05-002-29W1/0	Jan-18	7.16	222	4.61	143	6.38	197.76			890.70	1	0.000	0.000	
00/12-05-002-29W1/0	Feb-18	6.96	195	4.49	126	23.21	649.79			3332.5	1	0.000	0.000	
00/12-05-002-29W1/0	Mar-18	6.74	209	3.61	112	0.68	21.19			101.47	1	0.000	0.000	
00/12-05-002-29W1/0	Apr-18	8.22	247	3.94	118	0.00	0.00			0.00	0	0.000	0.000	
00/12-05-002-29W1/0	May-18	9.60	298	4.44	138	0.00	0.00			0.00	0	0.000	0.000	
00/12-05-002-29W1/0	Jun-18	8.76	263	3.02	91	0.00	0.00			0.00	0	0.000	0.000	
00/12-05-002-29W1/0	Jul-18	7.41	230	2.25	70	2.51	77.69			338.41	0	0.000	0.000	
00/12-05-002-29W1/0	Aug-18	4.71	146	1.18	36	1.14	35.31			242.01	0	0.000	0.000	
00/12-05-002-29W1/0	Sep-18	9.77	293	2.29	69	0.00	0.00			0.00	0	0.000	0.000	
00/12-05-002-29W1/0	Oct-18	6.35	197	2.01	62	2.16	67.10			340.82	0	0.000	0.000	
00/12-05-002-29W1/0	Nov-18	4.10	123	1.57	47	5.03	150.79			1226.9	0	0.000	0.000	
00/12-05-002-29W1/0	Dec-18	3.40	105	1.57	49	7.59	235.20			2229.7	0	0.000	0.000	
-----			----		-----		-----		-----					
			2527		1060		1434.83		0.00					Sum
00/12-08-002-29W1/0	Jan-18							0.63	19.50				1.681	
00/12-08-002-29W1/0	Feb-18							0.63	17.61				1.682	

D0/16-05-002-29W1/0
South Pierson Unit 1 Group Production and Injection

@name()	Date	Oil Rate (CD) bbl/d	Monthly Oil Prod bbl	Water Rate (CD) bbl/d	Monthly Water Prod bbl	Gas Rate (CD) Mcf/d	Monthly Gas Prod Mcf	Water Inj Rate (CD) bbl/d	INJ WINJ bbl	Gas Oil Ratio cf/bbl	Water Oil Ratio bbl/bbl	Inst. VRR	Cum VRR Since Prod	
00/12-08-002-29W1/0	Mar-18							0.63	19.50				1.683	
00/12-08-002-29W1/0	Apr-18							0.63	18.87				1.684	
00/12-08-002-29W1/0	May-18							0.63	19.50				1.685	
00/12-08-002-29W1/0	Jun-18							0.63	18.87				1.686	
00/12-08-002-29W1/0	Jul-18							0.63	19.50				1.686	
00/12-08-002-29W1/0	Aug-18							0.63	19.50				1.687	
00/12-08-002-29W1/0	Sep-18							0.63	18.87				1.688	
00/12-08-002-29W1/0	Oct-18							0.63	19.50				1.689	
00/12-08-002-29W1/0	Nov-18							0.00	0.00				1.689	
00/12-08-002-29W1/0	Dec-18							0.63	19.50				1.690	
-----			----		-----		-----		-----					
			0		0		0.00		210.71					Sum
00/12-09-002-29W1/2	Jan-18	0.00	0	1599.82	49594	0.00	0.00					0.000	0.000	
00/12-09-002-29W1/2	Feb-18	0.00	0	1584.02	44353	0.00	0.00					0.000	0.000	
00/12-09-002-29W1/2	Mar-18	0.00	0	1720.69	53341	0.00	0.00					0.000	0.000	
00/12-09-002-29W1/2	Apr-18	0.00	0	1828.99	54870	0.00	0.00					0.000	0.000	
00/12-09-002-29W1/2	May-18	0.00	0	1846.77	57250	0.00	0.00					0.000	0.000	
00/12-09-002-29W1/2	Jun-18	0.00	0	1688.73	50662	0.00	0.00					0.000	0.000	
00/12-09-002-29W1/2	Jul-18	0.00	0	1849.85	57345	0.00	0.00					0.000	0.000	
00/12-09-002-29W1/2	Aug-18	0.00	0	1779.99	55180	0.00	0.00					0.000	0.000	
00/12-09-002-29W1/2	Sep-18	0.00	0	1856.88	55706	0.00	0.00					0.000	0.000	
00/12-09-002-29W1/2	Oct-18	0.00	0	1901.25	58939	0.00	0.00					0.000	0.000	
-----			----		-----		-----		-----					
			0		537240		0.00		0.00					Sum
00/12-10-002-29W1/0	Jan-18	14.24	442	57.60	1786	1.82	56.50			127.97	4	0.000	0.000	
00/12-10-002-29W1/0	Feb-18	13.23	370	47.02	1316	0.00	0.00			0.00	4	0.000	0.000	
00/12-10-002-29W1/0	Mar-18	12.44	386	54.74	1697	0.00	0.00			0.00	4	0.000	0.000	
00/12-10-002-29W1/0	Apr-18	12.14	364	57.03	1711	25.31	759.27			2084.8	5	0.000	0.000	
00/12-10-002-29W1/0	May-18	11.12	345	64.28	1993	66.98	2076.50			6024.4	6	0.000	0.000	

D0/16-05-002-29W1/0
South Pierson Unit 1 Group Production and Injection

@name()	Date	Oil Rate (CD) bbl/d	Monthly Oil Prod bbl	Water Rate (CD) bbl/d	Monthly Water Prod bbl	Gas Rate (CD) Mcf/d	Monthly Gas Prod Mcf	Water Inj Rate (CD) bbl/d	INJ WINJ bbl	Gas Oil Ratio cf/bbl	Water Oil Ratio bbl/bbl	Inst. VRR	Cum VRR Since Prod	
00/12-10-002-29W1/0	Jun-18	10.71	321	60.07	1802	76.87	2306.05			7174.8	6	0.000	0.000	
00/12-10-002-29W1/0	Jul-18	10.33	320	61.52	1907	22.21	688.64			2150.9	6	0.000	0.000	
00/12-10-002-29W1/0	Aug-18	10.37	321	60.56	1878	28.25	875.80			2724.8	6	0.000	0.000	
00/12-10-002-29W1/0	Sep-18	10.02	301	58.01	1740	49.21	1476.15			4909.8	6	0.000	0.000	
00/12-10-002-29W1/0	Oct-18	9.29	288	58.92	1827	28.48	882.87			3064.7	6	0.000	0.000	
00/12-10-002-29W1/0	Nov-18	8.41	252	50.67	1520	19.65	589.40			2335.1	6	0.000	0.000	
00/12-10-002-29W1/0	Dec-18	7.78	241	52.30	1621	2.90	90.05			373.62	7	0.000	0.000	
-----			----		-----		-----		-----					
			3952		20798		9801.23		0.00					Sum
00/12-11-002-29W1/0	Jan-18	0.00	0	0.00	0	0.00	0.00						0.000	
-----			----		-----		-----		-----					
	Jan-18		0		0		0.00		0.00					Sum
00/12-15-002-29W1/0	Jan-18	0.00	0	0.00	0	0.00	0.00						0.000	
-----			----		-----		-----		-----					
	Jan-18		0		0		0.00		0.00					Sum
00/12-17-002-29W1/0	Jan-18							0.63	19.50				0.377	
00/12-17-002-29W1/0	Feb-18							0.63	17.61				0.378	
00/12-17-002-29W1/0	Mar-18							0.63	19.50				0.379	
00/12-17-002-29W1/0	Apr-18							0.63	18.87				0.380	
00/12-17-002-29W1/0	May-18							0.63	19.50				0.382	
00/12-17-002-29W1/0	Jun-18							0.63	18.87				0.383	
00/12-17-002-29W1/0	Jul-18							0.63	19.50				0.384	
00/12-17-002-29W1/0	Aug-18							0.63	19.50				0.385	
00/12-17-002-29W1/0	Sep-18							0.63	18.87				0.387	
00/12-17-002-29W1/0	Oct-18							0.63	19.50				0.388	
00/12-17-002-29W1/0	Nov-18							0.00	0.00				0.388	
00/12-17-002-29W1/0	Dec-18							0.63	19.50				0.389	
-----			----		-----		-----		-----					

D0/16-05-002-29W1/0
South Pierson Unit 1 Group Production and Injection

@name()	Date	Oil Rate (CD) bbl/d	Monthly Oil Prod bbl	Water Rate (CD) bbl/d	Monthly Water Prod bbl	Gas Rate (CD) Mcf/d	Monthly Gas Prod Mcf	Water Inj Rate (CD) bbl/d	INJ WINJ bbl	Gas Oil Ratio cf/bbl	Water Oil Ratio bbl/bbl	Inst. VRR	Cum VRR Since Prod	
			0		0		0.00		210.71					Sum
00/12-18-002-29W1/0	Jan-18	3.94	122	7.95	247	2.51	77.69			636.71	2	0.000	0.000	
00/12-18-002-29W1/0	Feb-18	4.61	129	8.29	232	0.00	0.00			0.00	2	0.000	0.000	
00/12-18-002-29W1/0	Mar-18	4.28	133	7.93	246	0.00	0.00			0.00	2	0.000	0.000	
00/12-18-002-29W1/0	Apr-18	3.92	118	7.42	223	0.00	0.00			0.00	2	0.000	0.000	
00/12-18-002-29W1/0	May-18	3.33	103	6.94	215	0.00	0.00			0.00	2	0.000	0.000	
00/12-18-002-29W1/0	Jun-18	3.14	94	6.16	185	0.00	0.00			0.00	2	0.000	0.000	
00/12-18-002-29W1/0	Jul-18	3.02	94	6.45	200	3.99	123.60			1318.8	2	0.000	0.000	
00/12-18-002-29W1/0	Aug-18	3.06	95	6.51	202	10.59	328.43			3457.9	2	0.000	0.000	
00/12-18-002-29W1/0	Sep-18	3.02	91	5.87	176	6.12	183.64			2027.4	2	0.000	0.000	
00/12-18-002-29W1/0	Oct-18	3.37	104	5.68	176	2.16	67.10			642.63	2	0.000	0.000	
00/12-18-002-29W1/0	Nov-18	3.40	102	4.65	139	3.00	90.05			883.23	1	0.000	0.000	
00/12-18-002-29W1/0	Dec-18	2.61	81	3.54	110	1.61	49.79			615.12	1	0.000	0.000	
-----			----		-----		-----		-----					
			1265		2351		920.30		0.00					Sum
00/12-30-002-29W1/0	Jan-18	0.00	0	0.00	0	0.00	0.00						0.000	
-----			----		-----		-----		-----					
	Jan-18		0		0		0.00		0.00					Sum
00/13-03-002-29W1/0	Jan-18	2.72	84	0.02	1	1.59	49.44			586.60	0	0.000	0.000	
00/13-03-002-29W1/0	Feb-18	2.25	63	0.00	0	0.00	0.00			0.00	0	0.000	0.000	
00/13-03-002-29W1/0	Mar-18	2.01	62	0.00	0	0.00	0.00			0.00	0	0.000	0.000	
00/13-03-002-29W1/0	Apr-18	2.03	61	0.00	0	0.00	0.00			0.00	0	0.000	0.000	
00/13-03-002-29W1/0	May-18	0.06	2	0.00	0	0.00	0.00			0.00	0	0.000	0.000	
00/13-03-002-29W1/0	Jun-18	0.69	21	0.00	0	0.00	0.00			0.00	0	0.000	0.000	
-----			----		-----		-----		-----					
			293		1		49.44		0.00					Sum
00/13-05-002-28W1/0	Jan-18	0.69	21	0.22	7	0.00	0.00			0.00	0	0.000	0.000	

D0/16-05-002-29W1/0
South Pierson Unit 1 Group Production and Injection

@name()	Date	Oil Rate (CD) bbl/d	Monthly Oil Prod bbl	Water Rate (CD) bbl/d	Monthly Water Prod bbl	Gas Rate (CD) Mcf/d	Monthly Gas Prod Mcf	Water Inj Rate (CD) bbl/d	INJ WINJ bbl	Gas Oil Ratio cf/bbl	Water Oil Ratio bbl/bbl	Inst. VRR	Cum VRR Since Prod	
00/13-05-002-28W1/0	Feb-18	0.31	9	0.58	16	0.00	0.00			0.00	2	0.000	0.000	
00/13-05-002-28W1/0	Mar-18	0.02	1	0.04	1	0.00	0.00			0.00	2	0.000	0.000	
00/13-05-002-28W1/0	Apr-18	0.04	1	0.10	3	0.00	0.00			0.00	3	0.000	0.000	
00/13-05-002-28W1/0	May-18	0.37	11	0.45	14	0.00	0.00			0.00	1	0.000	0.000	
00/13-05-002-28W1/0	Jun-18	0.19	6	0.34	10	0.00	0.00			0.00	2	0.000	0.000	
00/13-05-002-28W1/0	Jul-18	0.04	1	0.16	5	0.00	0.00			0.00	4	0.000	0.000	
00/13-05-002-28W1/0	Aug-18	3.35	104	0.00	0	0.00	0.00			0.00	0	0.000	0.000	
00/13-05-002-28W1/0	Sep-18	1.01	30	0.67	20	0.00	0.00			0.00	1	0.000	0.000	
-----			----		-----		-----		-----					
			184		77		0.00		0.00					Sum
00/13-05-002-29W1/0	Jan-18	10.33	320	2.66	82	5.35	165.98			518.44	0	0.000	0.000	
00/13-05-002-29W1/0	Feb-18	9.30	260	2.13	60	0.00	0.00			0.00	0	0.000	0.000	
00/13-05-002-29W1/0	Mar-18	8.85	274	2.25	70	0.00	0.00			0.00	0	0.000	0.000	
00/13-05-002-29W1/0	Apr-18	7.84	235	2.39	72	0.00	0.00			0.00	0	0.000	0.000	
00/13-05-002-29W1/0	May-18	4.75	147	1.26	39	0.00	0.00			0.00	0	0.000	0.000	
00/13-05-002-29W1/0	Jun-18	3.50	105	0.69	21	0.00	0.00			0.00	0	0.000	0.000	
00/13-05-002-29W1/0	Jul-18	3.29	102	0.59	18	3.99	123.60			1213.0	0	0.000	0.000	
00/13-05-002-29W1/0	Aug-18	1.91	59	0.28	9	3.19	98.88			1672.4	0	0.000	0.000	
00/13-05-002-29W1/0	Sep-18	1.99	60	0.29	9	0.00	0.00			0.00	0	0.000	0.000	
00/13-05-002-29W1/0	Oct-18	2.52	78	0.28	9	3.42	105.94			1358.3	0	0.000	0.000	
00/13-05-002-29W1/0	Nov-18	1.25	37	0.00	0	5.30	158.92			4253.4	0	0.000	0.000	
00/13-05-002-29W1/0	Dec-18	1.13	35	0.00	0	3.77	116.89			3324.5	0	0.000	0.000	
-----			----		-----		-----		-----					
			1714		388		770.21		0.00					Sum
00/13-07-002-29W1/0	Jan-18	0.91	28	5.72	177	0.00	0.00			0.00	6	0.000	0.000	
00/13-07-002-29W1/0	Feb-18	0.81	23	4.92	138	7.44	208.36			9201.6	6	0.000	0.000	
00/13-07-002-29W1/0	Mar-18	0.75	23	4.83	150	9.46	293.11			12594.	6	0.000	0.000	
00/13-07-002-29W1/0	Apr-18	0.78	23	4.84	145	8.71	261.33			11229.	6	0.000	0.000	
00/13-07-002-29W1/0	May-18	0.34	11	2.27	70	42.04	1303.11			12186	7	0.000	0.000	

D0/16-05-002-29W1/0
South Pierson Unit 1 Group Production and Injection

@name()	Date	Oil Rate (CD) bbl/d	Monthly Oil Prod bbl	Water Rate (CD) bbl/d	Monthly Water Prod bbl	Gas Rate (CD) Mcf/d	Monthly Gas Prod Mcf	Water Inj Rate (CD) bbl/d	INJ WINJ bbl	Gas Oil Ratio cf/bbl	Water Oil Ratio bbl/bbl	Inst. VRR	Cum VRR Since Prod	
00/13-07-002-29W1/0	Jun-18	0.23	7	1.49	45	58.15	1744.54			25214	6	0.000	0.000	
00/13-07-002-29W1/0	Jul-18	0.12	4	1.16	36	16.63	515.59			13662	10	0.000	0.000	
00/13-07-002-29W1/0	Aug-18	0.18	6	1.03	32	4.90	151.85			26825.	6	0.000	0.000	
00/13-07-002-29W1/0	Sep-18	0.00	0	0.02	1	0.00	0.00					0.000	0.000	
00/13-07-002-29W1/0	Nov-18	0.00	0	0.00	0	0.00	0.00						0.000	
00/13-07-002-29W1/0	Dec-18	0.00	0	0.00	0	0.00	0.00						0.000	
-----			----		-----		-----		-----					
			125		794		4477.90		0.00					Sum
00/13-08-002-29W1/0	Jan-18	1.24	38	1.38	43	6.15	190.70			4970.2	1	0.000	0.000	
00/13-08-002-29W1/0	Feb-18	0.97	27	1.17	33	5.80	162.45			6006.3	1	0.000	0.000	
00/13-08-002-29W1/0	Mar-18	0.87	27	1.12	35	0.00	0.00			0.00	1	0.000	0.000	
00/13-08-002-29W1/0	Apr-18	0.94	28	1.17	35	0.00	0.00			0.00	1	0.000	0.000	
00/13-08-002-29W1/0	May-18	1.06	33	1.28	40	0.00	0.00			0.00	1	0.000	0.000	
00/13-08-002-29W1/0	Jun-18	1.07	32	1.24	37	0.00	0.00			0.00	1	0.000	0.000	
00/13-08-002-29W1/0	Jul-18	1.06	33	1.30	40	0.00	0.00			0.00	1	0.000	0.000	
00/13-08-002-29W1/0	Aug-18	0.99	31	1.18	36	2.05	63.57			2062.5	1	0.000	0.000	
00/13-08-002-29W1/0	Sep-18	0.67	20	0.78	23	14.01	420.24			20879.	1	0.000	0.000	
00/13-08-002-29W1/0	Oct-18	0.41	13	0.45	14	8.20	254.27			20212.	1	0.000	0.000	
00/13-08-002-29W1/0	Nov-18	0.00	0	0.00	0	0.00	0.00						0.000	
00/13-08-002-29W1/0	Dec-18	0.00	0	0.00	0	0.00	0.00						0.000	
-----			----		-----		-----		-----					
			282		336		1091.22		0.00					Sum
00/13-09-002-29W1/0	Jan-18							132.74	4114.79				3.397	
00/13-09-002-29W1/0	Feb-18							293.60	8220.78				3.440	
00/13-09-002-29W1/0	Mar-18							454.53	14090.42				3.515	
00/13-09-002-29W1/0	Apr-18							413.83	12414.82				3.580	
00/13-09-002-29W1/0	May-18							359.95	11158.37				3.639	
00/13-09-002-29W1/0	Jun-18							352.85	10585.43				3.695	
00/13-09-002-29W1/0	Jul-18							309.79	9603.53				3.745	

D0/16-05-002-29W1/0
South Pierson Unit 1 Group Production and Injection

@name()	Date	Oil Rate (CD) bbl/d	Monthly Oil Prod bbl	Water Rate (CD) bbl/d	Monthly Water Prod bbl	Gas Rate (CD) Mcf/d	Monthly Gas Prod Mcf	Water Inj Rate (CD) bbl/d	INJ WINJ bbl	Gas Oil Ratio cf/bbl	Water Oil Ratio bbl/bbl	Inst. VRR	Cum VRR Since Prod	
00/13-09-002-29W1/0	Aug-18							493.87	15310.02				3.826	
00/13-09-002-29W1/0	Sep-18							515.51	15465.38				3.908	
00/13-09-002-29W1/0	Oct-18							603.96	18722.87				4.006	
00/13-09-002-29W1/0	Nov-18							0.00	0.00				4.006	
00/13-09-002-29W1/0	Dec-18							437.40	13559.25				4.078	
-----			----		-----		-----		-----					
			0		0		0.00		133245.65					Sum
00/13-10-002-29W1/0	Jan-18	9.01	279	0.47	14	3.87	120.07			429.95	0	0.000	0.000	
00/13-10-002-29W1/0	Feb-18	8.40	235	0.45	13	14.13	395.52			1681.3	0	0.000	0.000	
00/13-10-002-29W1/0	Mar-18	8.48	263	0.65	20	12.30	381.40			1450.6	0	0.000	0.000	
00/13-10-002-29W1/0	Apr-18	9.31	279	0.90	27	59.33	1779.86			6373.3	0	0.000	0.000	
00/13-10-002-29W1/0	May-18	9.50	294	1.12	35	29.16	904.06			3071.2	0	0.000	0.000	
00/13-10-002-29W1/0	Jun-18	8.99	270	0.84	25	11.30	339.02			1256.4	0	0.000	0.000	
00/13-10-002-29W1/0	Jul-18	4.44	138	0.39	12	1.59	49.44			358.92	0	0.000	0.000	
00/13-10-002-29W1/0	Aug-18	3.08	96	0.26	8	1.14	35.31			369.38	0	0.000	0.000	
00/13-10-002-29W1/0	Sep-18	5.45	164	0.48	14	6.59	197.76			1209.3	0	0.000	0.000	
00/13-10-002-29W1/0	Oct-18	10.69	331	1.01	31	11.28	349.62			1054.7	0	0.000	0.000	
00/13-10-002-29W1/0	Nov-18	9.16	275	0.78	23	4.67	140.20			510.07	0	0.000	0.000	
00/13-10-002-29W1/0	Dec-18	8.75	271	0.75	23	3.34	103.47			381.33	0	0.000	0.000	
-----			----		-----		-----		-----					
			2895		247		4795.73		0.00					Sum
00/13-11-002-29W1/0	Jan-18	1.60	50	0.00	0	1.48	45.91			923.92	0	0.000	0.000	
00/13-11-002-29W1/0	Feb-18	1.39	39	0.00	0	0.00	0.00			0.00	0	0.000	0.000	
00/13-11-002-29W1/0	Mar-18	0.63	19	0.00	0	0.00	0.00			0.00	0	0.000	0.000	
00/13-11-002-29W1/0	Apr-18	0.65	19	0.00	0	0.00	0.00			0.00	0	0.000	0.000	
00/13-11-002-29W1/0	May-18	0.55	17	0.00	0	0.00	0.00			0.00	0	0.000	0.000	
00/13-11-002-29W1/0	Jun-18	1.13	34	0.00	0	0.00	0.00			0.00	0	0.000	0.000	
00/13-11-002-29W1/0	Jul-18	0.85	26	0.00	0	0.00	0.00			0.00	0	0.000	0.000	
00/13-11-002-29W1/0	Aug-18	0.00	0	0.00	0	0.00	0.00						0.000	

D0/16-05-002-29W1/0
South Pierson Unit 1 Group Production and Injection

@name()	Date	Oil Rate (CD) bbl/d	Monthly Oil Prod bbl	Water Rate (CD) bbl/d	Monthly Water Prod bbl	Gas Rate (CD) Mcf/d	Monthly Gas Prod Mcf	Water Inj Rate (CD) bbl/d	INJ WINJ bbl	Gas Oil Ratio cf/bbl	Water Oil Ratio bbl/bbl	Inst. VRR	Cum VRR Since Prod	
00/13-11-002-29W1/0	Sep-18	0.00	0	0.00	0	0.00	0.00						0.000	
00/13-11-002-29W1/0	Nov-18	0.00	0	0.00	0	0.00	0.00						0.000	
00/13-11-002-29W1/0	Dec-18	0.00	0	0.00	0	0.00	0.00						0.000	
-----			----		-----		-----		-----					
			205		0		45.91		0.00					Sum
00/13-15-002-29W1/0	Jan-18	1.01	31	1.46	45	1.03	31.78			1010.6	1	0.000	0.000	
00/13-15-002-29W1/0	Feb-18	0.97	27	1.10	31	0.00	0.00			0.00	1	0.000	0.000	
00/13-15-002-29W1/0	Mar-18	0.95	30	1.24	38	0.00	0.00			0.00	1	0.000	0.000	
00/13-15-002-29W1/0	Apr-18	0.96	29	1.11	33	21.66	649.79			22458.	1	0.000	0.000	
00/13-15-002-29W1/0	May-18	0.81	25	0.97	30	20.96	649.79			25827.	1	0.000	0.000	
00/13-15-002-29W1/0	Jun-18	0.69	21	0.82	25	21.78	653.32			31475.	1	0.000	0.000	
00/13-15-002-29W1/0	Jul-18	0.63	19	0.73	23	2.73	84.76			4346.7	1	0.000	0.000	
00/13-15-002-29W1/0	Aug-18	0.75	23	0.89	28	3.42	105.94			4552.3	1	0.000	0.000	
00/13-15-002-29W1/0	Sep-18	0.71	21	0.75	23	6.12	183.64			8587.0	1	0.000	0.000	
00/13-15-002-29W1/0	Oct-18	0.81	25	0.81	25	5.81	180.10			7158.6	1	0.000	0.000	
00/13-15-002-29W1/0	Nov-18	0.77	23	0.65	19	2.88	86.52			3737.9	1	0.000	0.000	
00/13-15-002-29W1/0	Dec-18	0.72	22	0.58	18	2.15	66.74			3006.1	1	0.000	0.000	
-----			----		-----		-----		-----					
			298		338		2692.39		0.00					Sum
00/13-16-002-29W1/0	Jan-18	3.63	113	0.77	24	1.48	45.91			407.76	0	0.000	0.000	
00/13-16-002-29W1/0	Feb-18	3.23	91	0.67	19	0.00	0.00			0.00	0	0.000	0.000	
00/13-16-002-29W1/0	Mar-18	3.21	99	0.69	21	0.00	0.00			0.00	0	0.000	0.000	
00/13-16-002-29W1/0	Apr-18	3.35	101	0.69	21	0.00	0.00			0.00	0	0.000	0.000	
00/13-16-002-29W1/0	May-18	3.77	117	0.89	28	0.00	0.00			0.00	0	0.000	0.000	
00/13-16-002-29W1/0	Jun-18	3.79	114	1.13	34	0.00	0.00			0.00	0	0.000	0.000	
00/13-16-002-29W1/0	Jul-18	3.73	116	1.30	40	0.00	0.00			0.00	0	0.000	0.000	
00/13-16-002-29W1/0	Aug-18	3.81	118	1.30	40	0.00	0.00			0.00	0	0.000	0.000	
00/13-16-002-29W1/0	Sep-18	3.96	119	1.20	36	0.00	0.00			0.00	0	0.000	0.000	
00/13-16-002-29W1/0	Oct-18	4.12	128	1.01	31	1.82	56.50			442.53	0	0.000	0.000	

D0/16-05-002-29W1/0
South Pierson Unit 1 Group Production and Injection

@name()	Date	Oil Rate (CD) bbl/d	Monthly Oil Prod bbl	Water Rate (CD) bbl/d	Monthly Water Prod bbl	Gas Rate (CD) Mcf/d	Monthly Gas Prod Mcf	Water Inj Rate (CD) bbl/d	INJ WINJ bbl	Gas Oil Ratio cf/bbl	Water Oil Ratio bbl/bbl	Inst. VRR	Cum VRR Since Prod	
00/13-16-002-29W1/0	Nov-18	5.65	169	1.23	37	0.00	0.00			0.00	0	0.000	0.000	
00/13-16-002-29W1/0	Dec-18	6.10	189	1.34	41	0.43	13.42			70.98	0	0.000	0.000	
-----			----		-----		-----		-----					
			1473		373		115.83		0.00					Sum
00/13-18-002-29W1/0	Jan-18	3.88	120	12.40	384	1.59	49.44			411.54	3	0.000	0.000	
00/13-18-002-29W1/0	Feb-18	3.44	96	10.96	307	0.00	0.00			0.00	3	0.000	0.000	
00/13-18-002-29W1/0	Mar-18	3.31	103	10.21	316	0.00	0.00			0.00	3	0.000	0.000	
00/13-18-002-29W1/0	Apr-18	3.29	99	9.29	279	0.00	0.00			0.00	3	0.000	0.000	
00/13-18-002-29W1/0	May-18	2.96	92	8.42	261	0.00	0.00			0.00	3	0.000	0.000	
00/13-18-002-29W1/0	Jun-18	2.60	78	10.59	318	0.00	0.00			0.00	4	0.000	0.000	
00/13-18-002-29W1/0	Jul-18	2.09	65	10.06	312	3.53	109.48			1689.8	5	0.000	0.000	
00/13-18-002-29W1/0	Aug-18	1.72	53	8.36	259	5.13	158.92			2972.4	5	0.000	0.000	
00/13-18-002-29W1/0	Sep-18	1.45	43	7.90	237	0.00	0.00			0.00	5	0.000	0.000	
00/13-18-002-29W1/0	Oct-18	1.32	41	7.51	233	2.16	67.10			1641.1	6	0.000	0.000	
00/13-18-002-29W1/0	Nov-18	1.15	35	5.98	179	1.67	50.15			1452.2	5	0.000	0.000	
00/13-18-002-29W1/0	Dec-18	0.88	27	4.84	150	2.96	91.82			3379.1	6	0.000	0.000	
-----			----		-----		-----		-----					
			852		3235		526.89		0.00					Sum
00/13-24-002-29W1/0	Jan-18	1.66	52	0.63	19	2.28	70.63			1369.4	0	0.000	0.000	
00/13-24-002-29W1/0	Feb-18	2.65	74	0.27	8	4.79	134.20			1808.0	0	0.000	0.000	
00/13-24-002-29W1/0	Mar-18	2.74	85	0.28	9	2.96	91.82			1081.3	0	0.000	0.000	
00/13-24-002-29W1/0	Apr-18	3.06	92	0.34	10	0.00	0.00			0.00	0	0.000	0.000	
00/13-24-002-29W1/0	May-18	3.45	107	0.69	21	0.00	0.00			0.00	0	0.000	0.000	
00/13-24-002-29W1/0	Jun-18	3.29	99	0.75	23	0.00	0.00			0.00	0	0.000	0.000	
00/13-24-002-29W1/0	Jul-18	3.14	97	0.69	21	0.00	0.00			0.00	0	0.000	0.000	
00/13-24-002-29W1/0	Aug-18	0.99	31	0.22	7	0.00	0.00			0.00	0	0.000	0.000	
00/13-24-002-29W1/0	Sep-18	11.76	353	30.78	923	0.00	0.00			0.00	3	0.000	0.000	
00/13-24-002-29W1/0	Oct-18	12.40	384	29.12	903	1.48	45.91			119.46	2	0.000	0.000	
00/13-24-002-29W1/0	Nov-18	8.57	257	18.40	552	0.00	0.00			0.00	2	0.000	0.000	

D0/16-05-002-29W1/0
South Pierson Unit 1 Group Production and Injection

@name()	Date	Oil Rate (CD) bbl/d	Monthly Oil Prod bbl	Water Rate (CD) bbl/d	Monthly Water Prod bbl	Gas Rate (CD) Mcf/d	Monthly Gas Prod Mcf	Water Inj Rate (CD) bbl/d	INJ WINJ bbl	Gas Oil Ratio cf/bbl	Water Oil Ratio bbl/bbl	Inst. VRR	Cum VRR Since Prod	
00/13-24-002-29W1/0	Dec-18	8.85	274	17.28	536	0.05	1.41			5.15	2	0.000	0.000	
-----			----		-----		-----		-----					
			1905		3032		343.96		0.00					Sum
00/13-26-001-28W1/2	May-18	0.32	10	0.47	14	0.00	0.00			0.00	1	0.000	0.000	
00/13-26-001-28W1/2	Jul-18	0.06	2	0.10	3	0.00	0.00			0.00	2	0.000	0.000	
-----			----		-----		-----		-----					
			12		18		0.00		0.00					Sum
00/13-30-002-28W1/0	Jan-18	5.82	181	91.36	2832	2.62	81.22			449.95	16	0.000	0.000	
00/13-30-002-28W1/0	Feb-18	8.74	245	74.76	2093	0.00	0.00			0.00	9	0.000	0.000	
00/13-30-002-28W1/0	Mar-18	8.40	260	71.40	2213	0.00	0.00			0.00	9	0.000	0.000	
00/13-30-002-28W1/0	Apr-18	6.63	199	57.66	1730	0.00	0.00			0.00	9	0.000	0.000	
00/13-30-002-28W1/0	May-18	6.31	196	49.69	1540	0.34	10.59			54.16	8	0.000	0.000	
00/13-30-002-28W1/0	Jun-18	7.21	216	56.63	1699	0.71	21.19			97.93	8	0.000	0.000	
00/13-30-002-28W1/0	Jul-18	4.14	128	28.45	882	0.57	17.66			137.61	7	0.000	0.000	
00/13-30-002-28W1/0	Aug-18	9.27	287	76.45	2370	0.80	24.72			86.00	8	0.000	0.000	
00/13-30-002-28W1/0	Sep-18	16.21	486	102.67	3080	1.29	38.85			79.90	6	0.000	0.000	
00/13-30-002-28W1/0	Oct-18	19.60	608	110.34	3420	1.59	49.44			81.37	6	0.000	0.000	
00/13-30-002-28W1/0	Nov-18	18.23	547	71.49	2145	1.41	42.38			77.48	4	0.000	0.000	
00/13-30-002-28W1/0	Dec-18	14.90	462	73.99	2294	1.93	59.68			129.20	5	0.000	0.000	
-----			----		-----		-----		-----					
			3815		26299		345.73		0.00					Sum
00/13-30-002-29W1/0	Jan-18	1.95	60	0.20	6	1.82	56.50			935.76	0	0.000	0.000	
00/13-30-002-29W1/0	Feb-18	1.75	49	0.11	3	0.00	0.00			0.00	0	0.000	0.000	
00/13-30-002-29W1/0	Mar-18	2.03	63	0.12	4	5.81	180.10			2863.4	0	0.000	0.000	
00/13-30-002-29W1/0	Apr-18	2.01	60	0.13	4	13.77	413.18			6842.7	0	0.000	0.000	
00/13-30-002-29W1/0	May-18	1.99	62	0.14	4	14.24	441.43			7161.4	0	0.000	0.000	
00/13-30-002-29W1/0	Jun-18	2.08	62	0.15	4	16.95	508.53			8166.6	0	0.000	0.000	
00/13-30-002-29W1/0	Jul-18	1.54	48	0.10	3	5.35	165.98			3472.1	0	0.000	0.000	

D0/16-05-002-29W1/0
South Pierson Unit 1 Group Production and Injection

@name()	Date	Oil Rate (CD) bbl/d	Monthly Oil Prod bbl	Water Rate (CD) bbl/d	Monthly Water Prod bbl	Gas Rate (CD) Mcf/d	Monthly Gas Prod Mcf	Water Inj Rate (CD) bbl/d	INJ WINJ bbl	Gas Oil Ratio cf/bbl	Water Oil Ratio bbl/bbl	Inst. VRR	Cum VRR Since Prod	
00/13-30-002-29W1/0	Aug-18	0.93	29	0.02	1	7.40	229.55			7933.6	0	0.000	0.000	
00/13-30-002-29W1/0	Sep-18	1.87	56	0.06	2	9.89	296.64			5299.1	0	0.000	0.000	
00/13-30-002-29W1/0	Oct-18	0.93	29	0.02	1	4.90	151.85			5248.4	0	0.000	0.000	
00/13-30-002-29W1/0	Nov-18	0.25	8	0.00	0	4.67	140.20			18574.	0	0.000	0.000	
00/13-30-002-29W1/0	Dec-18	0.25	8	0.00	0	3.34	103.47			13266.	0	0.000	0.000	
-----			----		-----		-----		-----					
			534		32		2687.45		0.00					Sum
00/14-04-002-29W1/0	Jan-18							1.34	41.51				1.399	
00/14-04-002-29W1/0	Feb-18							0.63	17.61				1.399	
00/14-04-002-29W1/0	Mar-18							3.14	97.49				1.401	
00/14-04-002-29W1/0	Apr-18							0.63	18.87				1.401	
00/14-04-002-29W1/0	May-18							0.63	19.50				1.401	
00/14-04-002-29W1/0	Jun-18							0.63	18.87				1.401	
00/14-04-002-29W1/0	Jul-18							0.63	19.50				1.402	
00/14-04-002-29W1/0	Aug-18							0.63	19.50				1.402	
00/14-04-002-29W1/0	Sep-18							0.63	18.87				1.402	
00/14-04-002-29W1/0	Oct-18							3.63	112.59				1.404	
00/14-04-002-29W1/0	Nov-18							0.00	0.00				1.404	
00/14-04-002-29W1/0	Dec-18							0.63	19.50				1.404	
-----			----		-----		-----		-----					
			0		0		0.00		403.81					Sum
00/14-08-002-29W1/0	Jan-18							0.63	19.50				1.990	
00/14-08-002-29W1/0	Feb-18							0.63	17.61				1.992	
00/14-08-002-29W1/0	Mar-18							0.63	19.50				1.993	
00/14-08-002-29W1/0	Apr-18							0.63	18.87				1.994	
00/14-08-002-29W1/0	May-18							0.63	19.50				1.995	
00/14-08-002-29W1/0	Jun-18							0.63	18.87				1.997	
00/14-08-002-29W1/0	Jul-18							0.63	19.50				1.998	
00/14-08-002-29W1/0	Aug-18							0.63	19.50				1.999	

D0/16-05-002-29W1/0
South Pierson Unit 1 Group Production and Injection

@name()	Date	Oil Rate (CD) bbl/d	Monthly Oil Prod bbl	Water Rate (CD) bbl/d	Monthly Water Prod bbl	Gas Rate (CD) Mcf/d	Monthly Gas Prod Mcf	Water Inj Rate (CD) bbl/d	INJ WINJ bbl	Gas Oil Ratio cf/bbl	Water Oil Ratio bbl/bbl	Inst. VRR	Cum VRR Since Prod	
00/14-08-002-29W1/0	Sep-18							0.63	18.87				2.001	
00/14-08-002-29W1/0	Oct-18							0.63	19.50				2.002	
00/14-08-002-29W1/0	Nov-18							0.00	0.00				2.002	
00/14-08-002-29W1/0	Dec-18							0.63	19.50				2.003	
-----			----		-----		-----		-----					
			0		0		0.00		210.71					Sum
00/14-09-002-29W1/0	Jan-18							94.39	2926.02				1.941	
00/14-09-002-29W1/0	Feb-18							193.59	5420.56				1.949	
00/14-09-002-29W1/0	Mar-18							347.79	10781.36				1.967	
00/14-09-002-29W1/0	Apr-18							435.11	13053.24				1.987	
00/14-09-002-29W1/0	May-18							335.84	10410.89				2.004	
00/14-09-002-29W1/0	Jun-18							315.64	9469.30				2.019	
00/14-09-002-29W1/0	Jul-18							284.64	8823.97				2.033	
00/14-09-002-29W1/0	Aug-18							480.56	14897.41				2.057	
00/14-09-002-29W1/0	Sep-18							474.08	14222.51				2.080	
00/14-09-002-29W1/0	Oct-18							579.78	17973.12				2.109	
00/14-09-002-29W1/0	Nov-18							0.00	0.00				2.109	
00/14-09-002-29W1/0	Dec-18							370.04	11471.35				2.127	
-----			----		-----		-----		-----					
			0		0		0.00		119449.72					Sum
00/14-10-002-29W1/0	Jan-18	7.55	234	39.06	1211	5.13	158.92			679.18	5	0.000	0.000	
00/14-10-002-29W1/0	Feb-18	7.35	206	38.26	1071	18.16	508.53			2472.4	5	0.000	0.000	
00/14-10-002-29W1/0	Mar-18	7.61	236	41.35	1282	55.93	1733.95			7351.3	5	0.000	0.000	
00/14-10-002-29W1/0	Apr-18	7.19	216	41.83	1255	32.61	978.22			4534.2	6	0.000	0.000	
00/14-10-002-29W1/0	May-18	7.16	222	45.53	1411	11.51	356.68			1606.4	6	0.000	0.000	
00/14-10-002-29W1/0	Jun-18	7.19	216	45.04	1351	14.60	437.90			2029.7	6	0.000	0.000	
00/14-10-002-29W1/0	Jul-18	6.90	214	47.66	1477	4.21	130.66			611.00	7	0.000	0.000	
00/14-10-002-29W1/0	Aug-18	6.94	215	47.11	1460	5.47	169.51			788.01	7	0.000	0.000	
00/14-10-002-29W1/0	Sep-18	5.12	153	47.49	1425	9.89	296.64			1932.8	9	0.000	0.000	

D0/16-05-002-29W1/0
South Pierson Unit 1 Group Production and Injection

@name()	Date	Oil Rate (CD) bbl/d	Monthly Oil Prod bbl	Water Rate (CD) bbl/d	Monthly Water Prod bbl	Gas Rate (CD) Mcf/d	Monthly Gas Prod Mcf	Water Inj Rate (CD) bbl/d	INJ WINJ bbl	Gas Oil Ratio cf/bbl	Water Oil Ratio bbl/bbl	Inst. VRR	Cum VRR Since Prod	
00/14-10-002-29W1/0	Oct-18	5.01	155	46.69	1447	4.56	141.26			909.24	9	0.000	0.000	
00/14-10-002-29W1/0	Nov-18	4.93	148	39.75	1193	5.26	157.86			1066.6	8	0.000	0.000	
00/14-10-002-29W1/0	Dec-18	4.79	148	40.48	1255	3.60	111.59			751.78	8	0.000	0.000	
-----			----		-----		-----		-----					
			2363		15839		5181.72		0.00					Sum
00/14-15-002-29W1/0	Jan-18	0.00	0	0.00	0	0.00	0.00						0.000	
-----			----		-----		-----		-----					
	Jan-18		0		0		0.00		0.00					Sum
00/14-16-002-29W1/0	Jan-18	3.75	116	31.41	974	1.82	56.50			485.59	8	0.000	0.000	
00/14-16-002-29W1/0	Feb-18	3.80	106	29.65	830	0.00	0.00			0.00	8	0.000	0.000	
00/14-16-002-29W1/0	Mar-18	3.77	117	30.78	954	0.00	0.00			0.00	8	0.000	0.000	
00/14-16-002-29W1/0	Apr-18	4.17	125	41.26	1238	0.00	0.00			0.00	10	0.000	0.000	
00/14-16-002-29W1/0	May-18	3.96	123	37.13	1151	0.00	0.00			0.00	9	0.000	0.000	
00/14-16-002-29W1/0	Jun-18	3.94	118	37.53	1126	0.00	0.00			0.00	10	0.000	0.000	
00/14-16-002-29W1/0	Jul-18	3.94	122	42.73	1325	0.00	0.00			0.00	11	0.000	0.000	
00/14-16-002-29W1/0	Aug-18	3.29	102	35.71	1107	0.00	0.00			0.00	11	0.000	0.000	
00/14-16-002-29W1/0	Sep-18	0.96	29	11.59	348	0.00	0.00			0.00	12	0.000	0.000	
00/14-16-002-29W1/0	Oct-18	1.10	34	13.82	428	0.00	0.00			0.00	13	0.000	0.000	
00/14-16-002-29W1/0	Nov-18	2.37	71	26.17	785	1.41	42.38			595.19	11	0.000	0.000	
00/14-16-002-29W1/0	Dec-18	0.71	22	6.82	211	0.47	14.48			659.59	10	0.000	0.000	
-----			----		-----		-----		-----					
			1086		10477		113.36		0.00					Sum
00/14-23-002-29W1/0	Jan-18	15.46	479	48.98	1518	1.82	56.50			117.89	3	0.000	0.000	
00/14-23-002-29W1/0	Feb-18	15.37	430	47.60	1333	0.00	0.00			0.00	3	0.000	0.000	
00/14-23-002-29W1/0	Mar-18	19.94	618	42.85	1328	15.95	494.41			799.64	2	0.000	0.000	
00/14-23-002-29W1/0	Apr-18	20.27	608	42.60	1278	13.07	391.99			644.49	2	0.000	0.000	
00/14-23-002-29W1/0	May-18	8.40	260	71.95	2230	0.00	0.00			0.00	9	0.000	0.000	
00/14-23-002-29W1/0	Jun-18	21.26	638	128.19	3846	0.00	0.00			0.00	6	0.000	0.000	

D0/16-05-002-29W1/0
South Pierson Unit 1 Group Production and Injection

@name()	Date	Oil Rate (CD) bbl/d	Monthly Oil Prod bbl	Water Rate (CD) bbl/d	Monthly Water Prod bbl	Gas Rate (CD) Mcf/d	Monthly Gas Prod Mcf	Water Inj Rate (CD) bbl/d	INJ WINJ bbl	Gas Oil Ratio cf/bbl	Water Oil Ratio bbl/bbl	Inst. VRR	Cum VRR Since Prod	
00/14-23-002-29W1/0	Jul-18	13.92	431	84.49	2619	10.94	339.02			785.71	6	0.000	0.000	
00/14-23-002-29W1/0	Aug-18	15.48	480	104.92	3252	0.00	0.00			0.00	7	0.000	0.000	
00/14-23-002-29W1/0	Sep-18	15.28	459	100.15	3005	0.00	0.00			0.00	7	0.000	0.000	
00/14-23-002-29W1/0	Oct-18	16.58	514	104.90	3252	17.43	540.31			1051.4	6	0.000	0.000	
00/14-23-002-29W1/0	Nov-18	21.40	642	65.72	1972	0.00	0.00			0.00	3	0.000	0.000	
00/14-23-002-29W1/0	Dec-18	21.98	681	65.62	2034	0.00	0.00			0.00	3	0.000	0.000	
-----			----		-----		-----		-----					
			6241		27668		1822.24		0.00					Sum
00/14-30-002-28W1/0	Jan-18	4.93	153	6.94	215	0.00	0.00			0.00	1	0.000	0.000	
00/14-30-002-28W1/0	Feb-18	8.63	242	6.67	187	0.38	10.59			43.86	1	0.000	0.000	
00/14-30-002-28W1/0	Mar-18	8.16	253	6.35	197	1.14	35.31			139.67	1	0.000	0.000	
00/14-30-002-28W1/0	Apr-18	7.86	236	6.25	187	0.00	0.00			0.00	1	0.000	0.000	
00/14-30-002-28W1/0	May-18	6.80	211	4.85	150	0.23	7.06			33.52	1	0.000	0.000	
00/14-30-002-28W1/0	Jun-18	5.95	179	4.57	137	0.59	17.66			98.85	1	0.000	0.000	
00/14-30-002-28W1/0	Jul-18	6.45	200	4.61	143	0.68	21.19			105.94	1	0.000	0.000	
00/14-30-002-28W1/0	Aug-18	6.07	188	4.28	133	0.68	21.19			112.67	1	0.000	0.000	
00/14-30-002-28W1/0	Sep-18	3.63	109	4.84	145	0.59	17.66			162.27	1	0.000	0.000	
00/14-30-002-28W1/0	Oct-18	3.31	103	25.22	782	0.80	24.72			241.12	8	0.000	0.000	
00/14-30-002-28W1/0	Nov-18	2.07	62	13.56	407	0.97	28.96			467.41	7	0.000	0.000	
00/14-30-002-28W1/0	Dec-18	2.02	63	11.43	354	0.99	30.72			489.45	6	0.000	0.000	
-----			----		-----		-----		-----					
			1997		3037		215.07		0.00					Sum
00/15-04-002-29W1/0	Jan-18	3.39	105	0.06	2	0.00	0.00			0.00	0	0.000	0.000	
00/15-04-002-29W1/0	Feb-18	4.72	132	0.29	8	19.04	533.25			4037.1	0	0.000	0.000	
00/15-04-002-29W1/0	Mar-18	5.21	162	0.43	13	26.88	833.43			5155.8	0	0.000	0.000	
00/15-04-002-29W1/0	Apr-18	3.54	106	0.19	6	12.36	370.80			3488.3	0	0.000	0.000	
00/15-04-002-29W1/0	May-18	1.72	53	0.00	0	0.00	0.00			0.00	0	0.000	0.000	
00/15-04-002-29W1/0	Jun-18	1.70	51	0.00	0	0.00	0.00			0.00	0	0.000	0.000	
00/15-04-002-29W1/0	Jul-18	1.62	50	0.00	0	2.73	84.76			1684.3	0	0.000	0.000	

D0/16-05-002-29W1/0
South Pierson Unit 1 Group Production and Injection

@name()	Date	Oil Rate (CD) bbl/d	Monthly Oil Prod bbl	Water Rate (CD) bbl/d	Monthly Water Prod bbl	Gas Rate (CD) Mcf/d	Monthly Gas Prod Mcf	Water Inj Rate (CD) bbl/d	INJ WINJ bbl	Gas Oil Ratio cf/bbl	Water Oil Ratio bbl/bbl	Inst. VRR	Cum VRR Since Prod	
00/15-04-002-29W1/0	Aug-18	0.32	10	0.00	0	2.28	70.63			7018.2	0	0.000	0.000	
00/15-04-002-29W1/0	Sep-18	0.00	0	0.00	0	0.00	0.00						0.000	
00/15-04-002-29W1/0	Nov-18	0.00	0	0.00	0	0.00	0.00						0.000	
00/15-04-002-29W1/0	Dec-18							33.87	1049.89				0.017	
-----			----		-----		-----		-----					
			670		29		1892.87		1049.89					Sum
00/15-05-002-29W1/0	Jan-18	2.96	92	0.22	7	3.87	120.07			1307.5	0	0.000	0.000	
00/15-05-002-29W1/0	Feb-18	2.76	77	0.00	0	0.00	0.00			0.00	0	0.000	0.000	
00/15-05-002-29W1/0	Mar-18	2.52	78	0.00	0	0.00	0.00			0.00	0	0.000	0.000	
00/15-05-002-29W1/0	Apr-18	1.55	47	0.00	0	0.00	0.00			0.00	0	0.000	0.000	
00/15-05-002-29W1/0	May-18	0.65	20	0.00	0	0.00	0.00			0.00	0	0.000	0.000	
00/15-05-002-29W1/0	Jun-18	2.31	69	0.00	0	0.00	0.00			0.00	0	0.000	0.000	
00/15-05-002-29W1/0	Jul-18	2.98	92	0.04	1	3.42	105.94			1145.8	0	0.000	0.000	
00/15-05-002-29W1/0	Aug-18	2.80	87	0.04	1	3.99	123.60			1423.9	0	0.000	0.000	
00/15-05-002-29W1/0	Sep-18	2.01	60	0.00	0	0.00	0.00			0.00	0	0.000	0.000	
00/15-05-002-29W1/0	Oct-18	2.68	83	0.00	0	1.48	45.91			552.95	0	0.000	0.000	
00/15-05-002-29W1/0	Nov-18	2.29	69	0.00	0	3.15	94.64			1379.2	0	0.000	0.000	
00/15-05-002-29W1/0	Dec-18	1.83	57	0.00	0	1.88	58.27			1027.0	0	0.000	0.000	
-----			----		-----		-----		-----					
			831		9		548.44		0.00					Sum
00/15-06-002-29W1/0	Jan-18	10.14	314	64.52	2000	0.00	0.00			0.00	6	0.000	0.000	
00/15-06-002-29W1/0	Feb-18	12.06	338	46.95	1315	9.08	254.27			752.79	4	0.000	0.000	
00/15-06-002-29W1/0	Mar-18	12.34	382	32.04	993	22.44	695.70			1819.2	3	0.000	0.000	
00/15-06-002-29W1/0	Apr-18	12.60	378	32.16	965	21.66	649.79			1718.9	3	0.000	0.000	
00/15-06-002-29W1/0	May-18	9.80	304	24.00	744	5.47	169.51			557.97	2	0.000	0.000	
00/15-06-002-29W1/0	Jun-18	9.77	293	21.01	630	0.00	0.00			0.00	2	0.000	0.000	
00/15-06-002-29W1/0	Jul-18	10.53	326	19.84	615	7.18	222.48			681.54	2	0.000	0.000	
00/15-06-002-29W1/0	Aug-18	10.71	332	19.25	597	10.59	328.43			988.93	2	0.000	0.000	
00/15-06-002-29W1/0	Sep-18	11.20	336	19.35	581	6.12	183.64			546.74	2	0.000	0.000	

D0/16-05-002-29W1/0
South Pierson Unit 1 Group Production and Injection

@name()	Date	Oil Rate (CD) bbl/d	Monthly Oil Prod bbl	Water Rate (CD) bbl/d	Monthly Water Prod bbl	Gas Rate (CD) Mcf/d	Monthly Gas Prod Mcf	Water Inj Rate (CD) bbl/d	INJ WINJ bbl	Gas Oil Ratio cf/bbl	Water Oil Ratio bbl/bbl	Inst. VRR	Cum VRR Since Prod	
00/15-06-002-29W1/0	Oct-18	6.27	194	19.42	602	10.14	314.30			1617.1	3	0.000	0.000	
00/15-06-002-29W1/0	Nov-18	4.14	124	15.98	479	7.82	234.49			1889.5	4	0.000	0.000	
00/15-06-002-29W1/0	Dec-18	3.77	117	15.09	468	6.98	216.48			1850.4	4	0.000	0.000	
-----			----		-----		-----		-----					
			3439		9989		3269.08		0.00					Sum
00/15-07-002-29W1/0	Jan-18	10.06	312	24.81	769	0.46	14.13			45.28	2	0.000	0.000	
00/15-07-002-29W1/0	Feb-18	7.88	221	16.69	467	0.00	0.00			0.00	2	0.000	0.000	
00/15-07-002-29W1/0	Mar-18	7.32	227	15.60	484	21.76	674.51			2970.6	2	0.000	0.000	
00/15-07-002-29W1/0	Apr-18	6.96	209	13.80	414	49.91	1497.34			7170.4	2	0.000	0.000	
00/15-07-002-29W1/0	May-18	6.27	194	12.60	391	32.47	1006.47			5178.5	2	0.000	0.000	
00/15-07-002-29W1/0	Jun-18	5.89	177	12.39	372	12.12	363.74			2058.0	2	0.000	0.000	
00/15-07-002-29W1/0	Jul-18	5.36	166	12.99	403	9.23	286.05			1722.6	2	0.000	0.000	
00/15-07-002-29W1/0	Aug-18	4.81	149	11.63	360	13.44	416.71			2795.4	2	0.000	0.000	
00/15-07-002-29W1/0	Sep-18	4.55	136	9.87	296	20.13	603.88			4424.4	2	0.000	0.000	
00/15-07-002-29W1/0	Oct-18	4.38	136	7.69	238	9.23	286.05			2105.4	2	0.000	0.000	
00/15-07-002-29W1/0	Nov-18	3.88	116	4.65	139	7.47	224.25			1928.2	1	0.000	0.000	
00/15-07-002-29W1/0	Dec-18	3.56	110	4.08	126	5.32	164.92			1495.7	1	0.000	0.000	
-----			----		-----		-----		-----					
			2154		4460		5538.05		0.00					Sum
00/15-08-002-29W1/0	Jan-18	3.25	101	0.32	10	0.00	0.00			0.00	0	0.000	0.000	
00/15-08-002-29W1/0	Feb-18	4.20	118	0.45	13	0.00	0.00			0.00	0	0.000	0.000	
00/15-08-002-29W1/0	Mar-18	3.61	112	0.43	13	8.66	268.39			2397.2	0	0.000	0.000	
00/15-08-002-29W1/0	Apr-18	3.54	106	0.36	11	52.15	1564.44			14717.	0	0.000	0.000	
00/15-08-002-29W1/0	May-18	2.84	88	0.28	9	26.43	819.30			9304.1	0	0.000	0.000	
00/15-08-002-29W1/0	Jun-18	2.64	79	0.21	6	5.65	169.51			2138.8	0	0.000	0.000	
00/15-08-002-29W1/0	Jul-18	2.94	91	0.28	9	2.73	84.76			929.31	0	0.000	0.000	
00/15-08-002-29W1/0	Aug-18	2.68	83	0.28	9	3.99	123.60			1488.7	0	0.000	0.000	
00/15-08-002-29W1/0	Sep-18	2.33	70	0.27	8	8.48	254.27			3641.8	0	0.000	0.000	
00/15-08-002-29W1/0	Oct-18	2.80	87	6.03	187	4.33	134.20			1546.0	2	0.000	0.000	

D0/16-05-002-29W1/0
South Pierson Unit 1 Group Production and Injection

@name()	Date	Oil Rate (CD) bbl/d	Monthly Oil Prod bbl	Water Rate (CD) bbl/d	Monthly Water Prod bbl	Gas Rate (CD) Mcf/d	Monthly Gas Prod Mcf	Water Inj Rate (CD) bbl/d	INJ WINJ bbl	Gas Oil Ratio cf/bbl	Water Oil Ratio bbl/bbl	Inst. VRR	Cum VRR Since Prod	
00/15-08-002-29W1/0	Nov-18	3.75	112	3.42	103	3.73	111.95			995.43	1	0.000	0.000	
00/15-08-002-29W1/0	Dec-18	2.52	78	2.38	74	2.81	87.23			1114.7	1	0.000	0.000	
-----			----		-----		-----		-----					
			1125		451		3617.63		0.00					Sum
00/15-09-002-29W1/0	Jan-18							10.63	329.59				0.266	
00/15-09-002-29W1/0	Feb-18							46.72	1308.28				0.275	
00/15-09-002-29W1/0	Mar-18							42.39	1313.94				0.283	
00/15-09-002-29W1/0	Apr-18							33.25	997.56				0.290	
00/15-09-002-29W1/0	May-18							34.43	1067.32				0.297	
00/15-09-002-29W1/0	Jun-18							32.43	973.03				0.303	
00/15-09-002-29W1/0	Jul-18							31.89	988.57				0.309	
00/15-09-002-29W1/0	Aug-18							33.25	1030.90				0.316	
00/15-09-002-29W1/0	Sep-18							36.44	1093.17				0.323	
00/15-09-002-29W1/0	Oct-18							33.32	1032.79				0.330	
00/15-09-002-29W1/0	Nov-18							0.00	0.00				0.330	
00/15-09-002-29W1/0	Dec-18							24.56	761.38				0.335	
-----			----		-----		-----		-----					
			0		0		0.00		10896.52					Sum
00/15-16-002-29W1/0	Jan-18	2.58	80	4.26	132	2.28	70.63			884.19	2	0.000	0.000	
00/15-16-002-29W1/0	Feb-18	1.66	47	2.43	68	0.00	0.00			0.00	1	0.000	0.000	
00/15-16-002-29W1/0	Mar-18	0.59	18	0.87	27	0.00	0.00			0.00	1	0.000	0.000	
00/15-16-002-29W1/0	Apr-18	0.00	0	0.00	0	0.00	0.00						0.000	
00/15-16-002-29W1/0	May-18	0.00	0	0.00	0	0.00	0.00						0.000	
00/15-16-002-29W1/0	Jun-18	0.00	0	0.00	0	0.00	0.00						0.000	
00/15-16-002-29W1/0	Jul-18	0.00	0	0.00	0	0.00	0.00						0.000	
00/15-16-002-29W1/0	Nov-18							0.00	0.00				0.000	
00/15-16-002-29W1/0	Dec-18							40.40	1252.30				0.011	
-----			----		-----		-----		-----					
			145		227		70.63		1252.30					Sum

D0/16-05-002-29W1/0
South Pierson Unit 1 Group Production and Injection

@name()	Date	Oil Rate (CD) bbl/d	Monthly Oil Prod bbl	Water Rate (CD) bbl/d	Monthly Water Prod bbl	Gas Rate (CD) Mcf/d	Monthly Gas Prod Mcf	Water Inj Rate (CD) bbl/d	INJ WINJ bbl	Gas Oil Ratio cf/bbl	Water Oil Ratio bbl/bbl	Inst. VRR	Cum VRR Since Prod	
00/15-17-002-29W1/0	Jan-18	0.00	0	0.00	0	0.00	0.00						0.000	
-----			----		-----		-----		-----					
	Jan-18		0		0		0.00		0.00					Sum
00/15-23-002-29W1/0	Jan-18	0.00	0	0.00	0	0.00	0.00						0.000	
-----			----		-----		-----		-----					
	Jan-18		0		0		0.00		0.00					Sum
00/16-04-002-29W1/0	Jan-18							0.63	19.50				1.699	
00/16-04-002-29W1/0	Feb-18							0.63	17.61				1.700	
00/16-04-002-29W1/0	Mar-18							0.63	19.50				1.701	
00/16-04-002-29W1/0	Apr-18							0.63	18.87				1.701	
00/16-04-002-29W1/0	May-18							0.63	19.50				1.702	
00/16-04-002-29W1/0	Jun-18							1.43	42.96				1.704	
00/16-04-002-29W1/0	Jul-18							0.65	20.13				1.704	
00/16-04-002-29W1/0	Aug-18							0.63	19.50				1.705	
00/16-04-002-29W1/0	Sep-18							1.17	35.22				1.706	
00/16-04-002-29W1/0	Oct-18							0.63	19.50				1.707	
00/16-04-002-29W1/0	Nov-18							0.00	0.00				1.707	
00/16-04-002-29W1/0	Dec-18							0.63	19.50				1.708	
-----			----		-----		-----		-----					
			0		0		0.00		251.78					Sum
00/16-05-002-29W1/0	Jan-18							22.48	696.91				1.776	
00/16-05-002-29W1/0	Feb-18							12.56	351.60				1.778	
00/16-05-002-29W1/0	Mar-18							46.32	1435.96				1.786	
00/16-05-002-29W1/0	Apr-18							38.75	1162.36				1.793	
00/16-05-002-29W1/0	May-18							41.02	1271.61				1.801	
00/16-05-002-29W1/0	Jun-18							35.39	1061.85				1.807	
00/16-05-002-29W1/0	Jul-18							32.42	1005.11				1.813	

D0/16-05-002-29W1/0
South Pierson Unit 1 Group Production and Injection

@name()	Date	Oil Rate (CD) bbl/d	Monthly Oil Prod bbl	Water Rate (CD) bbl/d	Monthly Water Prod bbl	Gas Rate (CD) Mcf/d	Monthly Gas Prod Mcf	Water Inj Rate (CD) bbl/d	INJ WINJ bbl	Gas Oil Ratio cf/bbl	Water Oil Ratio bbl/bbl	Inst. VRR	Cum VRR Since Prod	
00/16-05-002-29W1/0	Aug-18							4.32	133.97				1.814	
00/16-05-002-29W1/0	Sep-18							32.48	974.29				1.819	
00/16-05-002-29W1/0	Oct-18							37.43	1160.47				1.826	
00/16-05-002-29W1/0	Nov-18							0.00	0.00				1.826	
00/16-05-002-29W1/0	Dec-18							21.52	667.03				1.830	
-----			----		-----		-----		-----					
			0		0		0.00		9921.16					Sum
00/16-07-002-29W1/0	Jan-18	4.10	127	0.91	28	6.15	190.70			1500.9	0	0.000	0.000	
00/16-07-002-29W1/0	Feb-18	4.18	117	0.94	26	23.21	649.79			5554.2	0	0.000	0.000	
00/16-07-002-29W1/0	Mar-18	1.93	60	0.47	14	11.62	360.21			6028.2	0	0.000	0.000	
00/16-07-002-29W1/0	Apr-18	1.17	35	0.29	9	7.18	215.42			6115.8	0	0.000	0.000	
00/16-07-002-29W1/0	May-18	0.00	0	0.00	0	0.00	0.00						0.000	
00/16-07-002-29W1/0	Jun-18	0.00	0	0.00	0	0.00	0.00						0.000	
00/16-07-002-29W1/0	Jul-18	0.00	0	0.00	0	0.00	0.00						0.000	
00/16-07-002-29W1/0	Aug-18	0.00	0	0.00	0	0.00	0.00						0.000	
00/16-07-002-29W1/0	Sep-18	0.00	0	0.00	0	0.00	0.00						0.000	
00/16-07-002-29W1/0	Nov-18	0.00	0	0.00	0	0.00	0.00						0.000	
00/16-07-002-29W1/0	Dec-18	0.00	0	0.00	0	0.00	0.00						0.000	
-----			----		-----		-----		-----					
			339		78		1416.12		0.00					Sum
00/16-09-002-29W1/0	Jan-18	0.00	0	1273.18	39469	0.00	0.00					0.000	0.270	
00/16-09-002-29W1/0	Feb-18	0.00	0	1275.26	35707	0.00	0.00					0.000	0.263	
00/16-09-002-29W1/0	Mar-18	0.00	0	1088.95	33757	0.00	0.00					0.000	0.256	
00/16-09-002-29W1/0	Apr-18	0.00	0	993.58	29807	0.00	0.00					0.000	0.251	
00/16-09-002-29W1/0	May-18	0.00	0	1010.63	31330	0.00	0.00					0.000	0.245	
00/16-09-002-29W1/0	Jun-18	0.00	0	952.49	28575	0.00	0.00					0.000	0.241	
00/16-09-002-29W1/0	Jul-18	0.00	0	966.60	29965	0.00	0.00					0.000	0.236	
00/16-09-002-29W1/0	Aug-18	0.00	0	998.11	30941	0.00	0.00					0.000	0.231	
00/16-09-002-29W1/0	Sep-18	0.00	0	1101.16	33035	0.00	0.00					0.000	0.226	

D0/16-05-002-29W1/0
South Pierson Unit 1 Group Production and Injection

@name()	Date	Oil Rate (CD) bbl/d	Monthly Oil Prod bbl	Water Rate (CD) bbl/d	Monthly Water Prod bbl	Gas Rate (CD) Mcf/d	Monthly Gas Prod Mcf	Water Inj Rate (CD) bbl/d	INJ WINJ bbl	Gas Oil Ratio cf/bbl	Water Oil Ratio bbl/bbl	Inst. VRR	Cum VRR Since Prod	
00/16-09-002-29W1/0	Oct-18	0.00	0	1277.03	39588	0.00	0.00					0.000	0.221	
-----			----		-----		-----		-----					
			0		332173		0.00		0.00					Sum
00/16-15-002-29W1/0	Jan-18	3.47	108	8.38	260	0.80	24.72			229.84	2	0.000	0.000	
00/16-15-002-29W1/0	Feb-18	3.46	97	7.64	214	0.00	0.00			0.00	2	0.000	0.000	
00/16-15-002-29W1/0	Mar-18	3.27	101	7.10	220	0.00	0.00			0.00	2	0.000	0.000	
00/16-15-002-29W1/0	Apr-18	3.21	96	6.77	203	0.00	0.00			0.00	2	0.000	0.000	
00/16-15-002-29W1/0	May-18	3.12	97	6.55	203	0.00	0.00			0.00	2	0.000	0.000	
00/16-15-002-29W1/0	Jun-18	3.04	91	6.06	182	0.00	0.00			0.00	2	0.000	0.000	
00/16-15-002-29W1/0	Jul-18	2.98	92	6.21	192	0.00	0.00			0.00	2	0.000	0.000	
00/16-15-002-29W1/0	Aug-18	2.80	87	6.07	188	0.00	0.00			0.00	2	0.000	0.000	
00/16-15-002-29W1/0	Sep-18	2.73	82	5.85	175	0.00	0.00			0.00	2	0.000	0.000	
00/16-15-002-29W1/0	Oct-18	2.74	85	5.74	178	6.72	208.36			2453.7	2	0.000	0.000	
00/16-15-002-29W1/0	Nov-18	2.63	79	4.20	126	0.00	0.00			0.00	2	0.000	0.000	
00/16-15-002-29W1/0	Dec-18	2.57	80	3.94	122	2.72	84.40			1060.7	2	0.000	0.000	
-----			----		-----		-----		-----					
			1094		2264		317.48		0.00					Sum
00/16-16-002-29W1/0	Jan-18	1.62	50	3.77	117	0.00	0.00			0.00	2	0.000	0.000	
00/16-16-002-29W1/0	Feb-18	1.33	37	1.84	52	0.00	0.00			0.00	1	0.000	0.000	
00/16-16-002-29W1/0	Mar-18	1.34	42	1.89	58	0.00	0.00			0.00	1	0.000	0.000	
00/16-16-002-29W1/0	Apr-18	1.20	36	1.64	49	0.00	0.00			0.00	1	0.000	0.000	
00/16-16-002-29W1/0	May-18	1.12	35	1.52	47	0.00	0.00			0.00	1	0.000	0.000	
00/16-16-002-29W1/0	Jun-18	0.94	28	1.24	37	0.00	0.00			0.00	1	0.000	0.000	
00/16-16-002-29W1/0	Jul-18	0.77	24	0.99	31	2.51	77.69			3250.5	1	0.000	0.000	
00/16-16-002-29W1/0	Aug-18	1.34	42	1.64	51	3.42	105.94			2552.0	1	0.000	0.000	
00/16-16-002-29W1/0	Sep-18	1.66	50	2.05	62	12.24	367.27			7391.3	1	0.000	0.000	
00/16-16-002-29W1/0	Oct-18	1.44	45	1.74	54	8.89	275.45			6168.1	1	0.000	0.000	
00/16-16-002-29W1/0	Nov-18	0.55	17	0.48	15	6.65	199.53			12061.	1	0.000	0.000	
00/16-16-002-29W1/0	Dec-18	0.08	3	0.08	2	1.38	42.73			16984.	1	0.000	0.000	

D0/16-05-002-29W1/0
South Pierson Unit 1 Group Production and Injection

@name()	Date	Oil Rate (CD) bbl/d	Monthly Oil Prod bbl	Water Rate (CD) bbl/d	Monthly Water Prod bbl	Gas Rate (CD) Mcf/d	Monthly Gas Prod Mcf	Water Inj Rate (CD) bbl/d	INJ WINJ bbl	Gas Oil Ratio cf/bbl	Water Oil Ratio bbl/bbl	Inst. VRR	Cum VRR Since Prod	
-----			----		-----		-----		-----					
			407		575		1068.62		0.00					Sum
00/16-18-002-29W1/0	Jan-18							0.63	19.50				7.501	
00/16-18-002-29W1/0	Feb-18							0.63	17.61				7.554	
00/16-18-002-29W1/0	Mar-18							0.63	19.50				7.612	
00/16-18-002-29W1/0	Apr-18							0.63	18.87				7.668	
00/16-18-002-29W1/0	May-18							0.63	19.50				7.726	
00/16-18-002-29W1/0	Jun-18							0.63	18.87				7.783	
00/16-18-002-29W1/0	Jul-18							0.63	19.50				7.841	
00/16-18-002-29W1/0	Aug-18							0.63	19.50				7.899	
00/16-18-002-29W1/0	Sep-18							0.63	18.87				7.955	
00/16-18-002-29W1/0	Oct-18							0.63	19.50				8.014	
00/16-18-002-29W1/0	Nov-18							0.00	0.00				8.014	
00/16-18-002-29W1/0	Dec-18							0.63	19.50				8.072	
-----			----		-----		-----		-----					
			0		0		0.00		210.71					Sum
00/16-19-002-29W1/0	Jan-18							31.94	990.02				0.199	
00/16-19-002-29W1/0	Feb-18							28.98	811.39				0.204	
00/16-19-002-29W1/0	Mar-18							30.90	957.94				0.210	
00/16-19-002-29W1/0	Apr-18							27.88	836.54				0.215	
00/16-19-002-29W1/0	May-18							27.57	854.78				0.221	
00/16-19-002-29W1/0	Jun-18							26.65	799.43				0.226	
00/16-19-002-29W1/0	Jul-18							24.71	766.10				0.231	
00/16-19-002-29W1/0	Aug-18							25.40	787.48				0.236	
00/16-19-002-29W1/0	Sep-18							27.76	832.77				0.241	
00/16-19-002-29W1/0	Oct-18							21.95	680.56				0.245	
00/16-19-002-29W1/0	Nov-18							0.00	0.00				0.245	
00/16-19-002-29W1/0	Dec-18							18.77	581.81				0.249	
-----			----		-----		-----		-----					

D0/16-05-002-29W1/0
South Pierson Unit 1 Group Production and Injection

@name()	Date	Oil Rate (CD) bbl/d	Monthly Oil Prod bbl	Water Rate (CD) bbl/d	Monthly Water Prod bbl	Gas Rate (CD) Mcf/d	Monthly Gas Prod Mcf	Water Inj Rate (CD) bbl/d	INJ WINJ bbl	Gas Oil Ratio cf/bbl	Water Oil Ratio bbl/bbl	Inst. VRR	Cum VRR Since Prod	
			0		0		0.00		8898.82					Sum
00/16-24-002-29W1/0	Jan-18	0.63	19	0.00	0	2.51	77.69			3984.5	0	0.000	0.000	
00/16-24-002-29W1/0	Feb-18	0.99	28	0.00	0	3.03	84.76			3062.5	0	0.000	0.000	
00/16-24-002-29W1/0	Mar-18	0.81	25	0.00	0	2.73	84.76			3368.7	0	0.000	0.000	
00/16-24-002-29W1/0	Apr-18	0.78	23	0.00	0	0.00	0.00			0.00	0	0.000	0.000	
00/16-24-002-29W1/0	May-18	0.83	26	0.00	0	0.00	0.00			0.00	0	0.000	0.000	
00/16-24-002-29W1/0	Jun-18	0.88	26	0.00	0	0.00	0.00			0.00	0	0.000	0.000	
00/16-24-002-29W1/0	Jul-18	1.06	33	0.00	0	0.00	0.00			0.00	0	0.000	0.000	
00/16-24-002-29W1/0	Aug-18	1.12	35	0.00	0	0.00	0.00			0.00	0	0.000	0.000	
00/16-24-002-29W1/0	Sep-18	1.03	31	0.00	0	0.00	0.00			0.00	0	0.000	0.000	
00/16-24-002-29W1/0	Oct-18	1.22	38	0.00	0	0.00	0.00			0.00	0	0.000	0.000	
00/16-24-002-29W1/0	Nov-18	1.25	38	0.00	0	0.74	22.25			591.50	0	0.000	0.000	
00/16-24-002-29W1/0	Dec-18	1.21	38	0.00	0	1.47	45.56			1211.1	0	0.000	0.000	
-----			----		-----		-----		-----					
			359		0		315.01		0.00					Sum
00/16-25-002-29W1/0	Jan-18							181.29	5619.94				2283.904	
00/16-25-002-29W1/0	Feb-18							167.80	4698.49				2288.393	
00/16-25-002-29W1/0	Mar-18							158.04	4899.13				2293.074	
00/16-25-002-29W1/0	Apr-18							141.86	4255.68				2297.140	
00/16-25-002-29W1/0	May-18							137.86	4273.80				2301.223	
00/16-25-002-29W1/0	Jun-18							128.61	3858.17				2304.910	
00/16-25-002-29W1/0	Jul-18							119.90	3716.90				2308.461	
00/16-25-002-29W1/0	Aug-18							127.72	3959.43				2312.244	
00/16-25-002-29W1/0	Sep-18							184.61	5538.17				2317.535	
00/16-25-002-29W1/0	Oct-18							274.26	8501.93				2325.659	
00/16-25-002-29W1/0	Nov-18							0.00	0.00				2325.659	
00/16-25-002-29W1/0	Dec-18							279.11	8652.26				2333.925	
-----			----		-----		-----		-----					
			0		0		0.00		57973.90					Sum

D0/16-05-002-29W1/0
South Pierson Unit 1 Group Production and Injection

@name()	Date	Oil Rate (CD) bbl/d	Monthly Oil Prod bbl	Water Rate (CD) bbl/d	Monthly Water Prod bbl	Gas Rate (CD) Mcf/d	Monthly Gas Prod Mcf	Water Inj Rate (CD) bbl/d	INJ WINJ bbl	Gas Oil Ratio cf/bbl	Water Oil Ratio bbl/bbl	Inst. VRR	Cum VRR Since Prod	
02/01-08-002-29W1/0	Jan-18	25.85	801	6.63	206	0.00	0.00			0.00	0	0.000	0.000	
02/01-08-002-29W1/0	Feb-18	25.09	703	7.41	208	0.00	0.00			0.00	0	0.000	0.000	
02/01-08-002-29W1/0	Mar-18	13.94	432	18.38	570	0.00	0.00			0.00	1	0.000	0.000	
02/01-08-002-29W1/0	Apr-18	46.10	1383	184.17	5525	0.00	0.00			0.00	4	0.000	0.000	
02/01-08-002-29W1/0	May-18	91.63	2840	102.56	3179	0.00	0.00			0.00	1	0.000	0.000	
02/01-08-002-29W1/0	Jun-18	91.50	2745	37.95	1138	0.00	0.00			0.00	0	0.000	0.000	
02/01-08-002-29W1/0	Jul-18	71.30	2210	29.24	906	22.67	702.76			317.96	0	0.000	0.000	
02/01-08-002-29W1/0	Aug-18	47.48	1472	16.05	498	3.19	98.88			67.18	0	0.000	0.000	
02/01-08-002-29W1/0	Sep-18	37.61	1128	13.69	411	0.00	0.00			0.00	0	0.000	0.000	
02/01-08-002-29W1/0	Oct-18	35.87	1112	13.35	414	0.00	0.00			0.00	0	0.000	0.000	
02/01-08-002-29W1/0	Nov-18	51.31	1539	32.90	987	96.62	2898.63			1883.1	1	0.000	0.000	
02/01-08-002-29W1/0	Dec-18	47.23	1464	27.64	857	57.39	1779.15			1215.0	1	0.000	0.000	
-----			----		-----		-----		-----					
			17830		14898		5479.42		0.00					Sum
02/01-09-002-29W1/0	Jan-18	5.68	176	0.57	18	5.13	158.92			902.34	0	0.000	0.000	
02/01-09-002-29W1/0	Feb-18	5.01	140	0.20	6	0.00	0.00			0.00	0	0.000	0.000	
02/01-09-002-29W1/0	Mar-18	5.03	156	0.28	9	0.00	0.00			0.00	0	0.000	0.000	
02/01-09-002-29W1/0	Apr-18	5.12	153	0.27	8	0.00	0.00			0.00	0	0.000	0.000	
02/01-09-002-29W1/0	May-18	4.34	135	0.32	10	0.00	0.00			0.00	0	0.000	0.000	
02/01-09-002-29W1/0	Jun-18	4.30	129	0.29	9	0.00	0.00			0.00	0	0.000	0.000	
02/01-09-002-29W1/0	Jul-18	4.04	125	0.28	9	1.14	35.31			282.14	0	0.000	0.000	
02/01-09-002-29W1/0	Aug-18	2.74	85	0.24	8	11.39	353.15			4158.9	0	0.000	0.000	
02/01-09-002-29W1/0	Sep-18	3.23	97	0.15	4	5.65	169.51			1750.0	0	0.000	0.000	
02/01-09-002-29W1/0	Oct-18	2.92	91	0.04	1	0.00	0.00			0.00	0	0.000	0.000	
02/01-09-002-29W1/0	Nov-18	0.47	14	0.00	0	0.00	0.00			0.00	0	0.000	0.000	
02/01-09-002-29W1/0	Dec-18							23.07	715.21				0.012	
-----			----		-----		-----		-----					
			1301		81		716.89		715.21					Sum

D0/16-05-002-29W1/0
South Pierson Unit 1 Group Production and Injection

@name()	Date	Oil Rate (CD) bbl/d	Monthly Oil Prod bbl	Water Rate (CD) bbl/d	Monthly Water Prod bbl	Gas Rate (CD) Mcf/d	Monthly Gas Prod Mcf	Water Inj Rate (CD) bbl/d	INJ WINJ bbl	Gas Oil Ratio cf/bbl	Water Oil Ratio bbl/bbl	Inst. VRR	Cum VRR Since Prod	
02/01-14-002-29W1/0	Jan-18	29.85	925	50.58	1568	18.45	572.10			618.33	2	0.000	0.000	
02/01-14-002-29W1/0	Feb-18	29.14	816	47.31	1325	0.00	0.00			0.00	2	0.000	0.000	
02/01-14-002-29W1/0	Mar-18	28.87	895	47.96	1487	0.00	0.00			0.00	2	0.000	0.000	
02/01-14-002-29W1/0	Apr-18	29.18	876	43.92	1318	0.00	0.00			0.00	2	0.000	0.000	
02/01-14-002-29W1/0	May-18	27.29	846	45.90	1423	0.00	0.00			0.00	2	0.000	0.000	
02/01-14-002-29W1/0	Jun-18	28.45	854	51.16	1535	0.00	0.00			0.00	2	0.000	0.000	
02/01-14-002-29W1/0	Jul-18	26.64	826	49.06	1521	9.46	293.11			354.92	2	0.000	0.000	
02/01-14-002-29W1/0	Aug-18	26.01	806	46.67	1447	7.75	240.14			297.81	2	0.000	0.000	
02/01-14-002-29W1/0	Sep-18	24.97	749	40.42	1213	0.00	0.00			0.00	2	0.000	0.000	
02/01-14-002-29W1/0	Oct-18	23.35	724	36.79	1140	0.00	0.00			0.00	2	0.000	0.000	
02/01-14-002-29W1/0	Nov-18	21.33	640	36.63	1099	0.00	0.00			0.00	2	0.000	0.000	
02/01-14-002-29W1/0	Dec-18	16.58	514	29.42	912	3.35	103.83			202.02	2	0.000	0.000	
-----			----		-----		-----		-----					
			9470		15986		1209.17		0.00					Sum
02/01-16-002-29W1/0	Jan-18	7.06	219	3.65	113	2.28	70.63			322.68	1	0.000	0.000	
02/01-16-002-29W1/0	Feb-18	6.11	171	3.28	92	0.00	0.00			0.00	1	0.000	0.000	
02/01-16-002-29W1/0	Mar-18	6.68	207	3.96	123	0.00	0.00			0.00	1	0.000	0.000	
02/01-16-002-29W1/0	Apr-18	6.65	199	3.56	107	0.00	0.00			0.00	1	0.000	0.000	
02/01-16-002-29W1/0	May-18	3.06	95	1.74	54	0.00	0.00			0.00	1	0.000	0.000	
02/01-16-002-29W1/0	Jun-18	12.98	389	7.34	220	0.00	0.00			0.00	1	0.000	0.000	
02/01-16-002-29W1/0	Jul-18	5.15	160	3.10	96	0.00	0.00			0.00	1	0.000	0.000	
02/01-16-002-29W1/0	Aug-18	0.00	0	0.00	0	0.00	0.00						0.000	
02/01-16-002-29W1/0	Sep-18	2.73	82	1.53	46	0.00	0.00			0.00	1	0.000	0.000	
02/01-16-002-29W1/0	Oct-18	8.16	253	28.49	883	0.00	0.00			0.00	3	0.000	0.000	
02/01-16-002-29W1/0	Nov-18	5.92	178	27.03	811	5.03	150.79			848.95	5	0.000	0.000	
02/01-16-002-29W1/0	Dec-18	6.55	203	32.19	998	4.02	124.66			614.37	5	0.000	0.000	
-----			----		-----		-----		-----					
			2156		3543		346.08		0.00					Sum
02/02-08-002-29W1/0	Jan-18	67.44	2091	71.05	2203	0.00	0.00			0.00	1	0.000	0.000	

D0/16-05-002-29W1/0
South Pierson Unit 1 Group Production and Injection

@name()	Date	Oil Rate (CD) bbl/d	Monthly Oil Prod bbl	Water Rate (CD) bbl/d	Monthly Water Prod bbl	Gas Rate (CD) Mcf/d	Monthly Gas Prod Mcf	Water Inj Rate (CD) bbl/d	INJ WINJ bbl	Gas Oil Ratio cf/bbl	Water Oil Ratio bbl/bbl	Inst. VRR	Cum VRR Since Prod	
02/02-08-002-29W1/0	Feb-18	58.81	1647	67.86	1900	0.00	0.00			0.00	1	0.000	0.000	
02/02-08-002-29W1/0	Mar-18	47.78	1481	59.37	1840	0.00	0.00			0.00	1	0.000	0.000	
02/02-08-002-29W1/0	Apr-18	37.11	1113	31.74	952	0.00	0.00			0.00	1	0.000	0.000	
02/02-08-002-29W1/0	May-18	37.33	1157	29.95	928	0.00	0.00			0.00	1	0.000	0.000	
02/02-08-002-29W1/0	Jun-18	36.54	1096	30.36	911	0.00	0.00			0.00	1	0.000	0.000	
02/02-08-002-29W1/0	Jul-18	37.50	1162	35.45	1099	2.96	91.82			78.99	1	0.000	0.000	
02/02-08-002-29W1/0	Aug-18	42.77	1326	43.58	1351	17.66	547.38			412.84	1	0.000	0.000	
02/02-08-002-29W1/0	Sep-18	40.86	1226	42.90	1287	5.65	169.51			138.28	1	0.000	0.000	
02/02-08-002-29W1/0	Oct-18	41.21	1277	42.59	1320	0.00	0.00			0.00	1	0.000	0.000	
02/02-08-002-29W1/0	Nov-18	36.54	1096	43.62	1309	6.05	181.52			165.58	1	0.000	0.000	
02/02-08-002-29W1/0	Dec-18	33.00	1023	45.46	1409	7.17	222.13			217.11	1	0.000	0.000	
-----			----		-----		-----		-----					
			15697		16510		1212.35		0.00					Sum
02/02-19-002-29W1/0	Jan-18	0.00	0	0.00	0	0.00	0.00						0.000	
-----			----		-----		-----		-----					
	Jan-18		0		0		0.00		0.00					Sum
02/02-25-002-29W1/0	Jan-18	0.30	9	0.00	0	2.05	63.57			6737.5	0	0.000	0.000	
02/02-25-002-29W1/0	Feb-18	0.43	12	0.00	0	0.00	0.00			0.00	0	0.000	0.000	
02/02-25-002-29W1/0	Mar-18	0.55	17	0.00	0	0.00	0.00			0.00	0	0.000	0.000	
02/02-25-002-29W1/0	Apr-18	0.04	1	0.00	0	0.00	0.00			0.00	0	0.000	0.000	
02/02-25-002-29W1/0	May-18	0.00	0	0.00	0	0.00	0.00						0.000	
02/02-25-002-29W1/0	Jun-18	0.00	0	0.00	0	0.00	0.00						0.000	
02/02-25-002-29W1/0	Jul-18	0.00	0	0.00	0	0.00	0.00						0.000	
-----			----		-----		-----		-----					
			40		0		63.57		0.00					Sum
02/03-08-002-29W1/0	Jan-18	11.48	356	38.79	1203	3.08	95.35			267.83	3	0.000	0.000	
02/03-08-002-29W1/0	Feb-18	11.95	335	35.83	1003	12.49	349.62			1044.8	3	0.000	0.000	
02/03-08-002-29W1/0	Mar-18	10.17	315	33.62	1042	10.14	314.30			997.40	3	0.000	0.000	

D0/16-05-002-29W1/0
South Pierson Unit 1 Group Production and Injection

@name()	Date	Oil Rate (CD) bbl/d	Monthly Oil Prod bbl	Water Rate (CD) bbl/d	Monthly Water Prod bbl	Gas Rate (CD) Mcf/d	Monthly Gas Prod Mcf	Water Inj Rate (CD) bbl/d	INJ WINJ bbl	Gas Oil Ratio cf/bbl	Water Oil Ratio bbl/bbl	Inst. VRR	Cum VRR Since Prod	
02/03-08-002-29W1/0	Apr-18	5.72	172	38.26	1148	4.36	130.66			760.95	7	0.000	0.000	
02/03-08-002-29W1/0	May-18	5.66	175	41.05	1272	4.10	127.13			724.46	7	0.000	0.000	
02/03-08-002-29W1/0	Jun-18	1.87	56	13.19	396	1.65	49.44	6.10	183.03	883.19	7	0.355	0.001	
02/03-08-002-29W1/0	Jul-18	0.00	0	0.00	0	0.00	0.00	48.19	1493.83				0.006	
02/03-08-002-29W1/0	Aug-18							51.58	1598.87				0.012	
02/03-08-002-29W1/0	Sep-18							74.32	2229.74				0.021	
02/03-08-002-29W1/0	Oct-18							121.21	3757.53				0.035	
02/03-08-002-29W1/0	Nov-18							0.00	0.00				0.035	
02/03-08-002-29W1/0	Dec-18							118.15	3662.55				0.049	
-----			----		-----		-----		-----					
			1409		6064		1066.50		12925.55					Sum
02/03-11-002-29W1/0	Jan-18	16.21	503	17.06	529	11.05	342.55			681.62	1	0.000	0.000	
02/03-11-002-29W1/0	Feb-18	13.30	372	14.08	394	0.00	0.00			0.00	1	0.000	0.000	
02/03-11-002-29W1/0	Mar-18	12.01	372	13.27	411	0.00	0.00			0.00	1	0.000	0.000	
02/03-11-002-29W1/0	Apr-18	13.15	394	15.51	465	0.00	0.00			0.00	1	0.000	0.000	
02/03-11-002-29W1/0	May-18	12.74	395	18.63	577	0.00	0.00			0.00	1	0.000	0.000	
02/03-11-002-29W1/0	Jun-18	13.00	390	17.40	522	0.00	0.00			0.00	1	0.000	0.000	
02/03-11-002-29W1/0	Jul-18	12.60	391	17.29	536	3.76	116.54			298.36	1	0.000	0.000	
02/03-11-002-29W1/0	Aug-18	12.34	382	16.62	515	1.71	52.97			138.52	1	0.000	0.000	
02/03-11-002-29W1/0	Sep-18	12.66	380	15.37	461	0.00	0.00			0.00	1	0.000	0.000	
02/03-11-002-29W1/0	Oct-18	10.63	330	17.67	548	0.00	0.00			0.00	2	0.000	0.000	
02/03-11-002-29W1/0	Nov-18	8.27	248	16.91	507	0.00	0.00			0.00	2	0.000	0.000	
02/03-11-002-29W1/0	Dec-18	7.47	232	17.42	540	0.76	23.66			102.14	2	0.000	0.000	
-----			----		-----		-----		-----					
			4389		6007		535.72		0.00					Sum
02/03-16-002-29W1/0	Sep-18	0.00	0	259.41	7782	0.00	0.00					0.000	0.000	
02/03-16-002-29W1/0	Oct-18	0.00	0	714.14	22138	0.00	0.00					0.000	0.000	
-----			----		-----		-----		-----					
			0		29921		0.00		0.00					Sum

D0/16-05-002-29W1/0
South Pierson Unit 1 Group Production and Injection

@name()	Date	Oil Rate (CD) bbl/d	Monthly Oil Prod bbl	Water Rate (CD) bbl/d	Monthly Water Prod bbl	Gas Rate (CD) Mcf/d	Monthly Gas Prod Mcf	Water Inj Rate (CD) bbl/d	INJ WINJ bbl	Gas Oil Ratio cf/bbl	Water Oil Ratio bbl/bbl	Inst. VRR	Cum VRR Since Prod	
02/03-20-002-29W1/0	Jan-18	24.81	769	59.00	1829	0.80	24.72			32.14	2	0.000	0.000	
02/03-20-002-29W1/0	Feb-18	22.78	638	59.01	1652	0.00	0.00			0.00	3	0.000	0.000	
02/03-20-002-29W1/0	Mar-18	21.12	655	62.01	1922	0.00	0.00			0.00	3	0.000	0.000	
02/03-20-002-29W1/0	Apr-18	21.09	633	59.73	1792	0.00	0.00			0.00	3	0.000	0.000	
02/03-20-002-29W1/0	May-18	20.23	627	63.12	1957	37.93	1175.98			1875.2	3	0.000	0.000	
02/03-20-002-29W1/0	Jun-18	19.52	586	60.65	1820	80.87	2426.12			4143.0	3	0.000	0.000	
02/03-20-002-29W1/0	Jul-18	18.89	586	68.42	2121	23.13	716.89			1224.2	4	0.000	0.000	
02/03-20-002-29W1/0	Aug-18	18.85	584	71.42	2214	29.39	911.12			1559.2	4	0.000	0.000	
02/03-20-002-29W1/0	Sep-18	16.94	508	61.98	1859	44.50	1334.89			2626.6	4	0.000	0.000	
02/03-20-002-29W1/0	Oct-18	9.21	286	117.07	3629	12.19	377.87			1323.2	13	0.000	0.000	
02/03-20-002-29W1/0	Nov-18	10.19	306	100.21	3006	5.12	153.62			502.44	10	0.000	0.000	
02/03-20-002-29W1/0	Dec-18	9.40	292	94.98	2944	11.05	342.55			1175.0	10	0.000	0.000	
-----			----		-----		-----		-----					
			6468		26746		7463.75		0.00					Sum
02/03-23-002-29W1/0	Jan-18	40.40	1252	36.14	1120	4.67	144.79			115.62	1	0.000	0.000	
02/03-23-002-29W1/0	Feb-18	39.45	1104	36.89	1033	28.13	787.52			713.01	1	0.000	0.000	
02/03-23-002-29W1/0	Mar-18	42.97	1332	33.42	1036	5.13	158.92			119.29	1	0.000	0.000	
02/03-23-002-29W1/0	Apr-18	41.55	1247	30.92	928	0.00	0.00			0.00	1	0.000	0.000	
02/03-23-002-29W1/0	May-18	37.80	1172	32.38	1004	0.00	0.00			0.00	1	0.000	0.000	
02/03-23-002-29W1/0	Jun-18	35.85	1076	28.58	857	0.00	0.00			0.00	1	0.000	0.000	
02/03-23-002-29W1/0	Jul-18	34.94	1083	27.76	860	3.53	109.48			101.08	1	0.000	0.000	
02/03-23-002-29W1/0	Aug-18	38.43	1191	30.70	952	11.39	353.15			296.44	1	0.000	0.000	
02/03-23-002-29W1/0	Sep-18	34.80	1044	23.84	715	1.41	42.38			40.59	1	0.000	0.000	
02/03-23-002-29W1/0	Oct-18	34.29	1063	19.82	615	11.05	342.55			322.26	1	0.000	0.000	
02/03-23-002-29W1/0	Nov-18	32.62	979	17.37	521	0.00	0.00			0.00	1	0.000	0.000	
02/03-23-002-29W1/0	Dec-18	31.31	971	16.83	522	7.17	222.13			228.86	1	0.000	0.000	
-----			----		-----		-----		-----					
			13514		10162		2160.90		0.00					Sum

D0/16-05-002-29W1/0
South Pierson Unit 1 Group Production and Injection

@name()	Date	Oil Rate (CD) bbl/d	Monthly Oil Prod bbl	Water Rate (CD) bbl/d	Monthly Water Prod bbl	Gas Rate (CD) Mcf/d	Monthly Gas Prod Mcf	Water Inj Rate (CD) bbl/d	INJ WINJ bbl	Gas Oil Ratio cf/bbl	Water Oil Ratio bbl/bbl	Inst. VRR	Cum VRR Since Prod	
02/03-25-002-29W1/0	Jan-18	2.64	82	111.84	3467	0.91	28.25			345.51	42	0.000	0.000	
02/03-25-002-29W1/0	Feb-18	4.52	126	112.39	3147	1.01	28.25			223.47	25	0.000	0.000	
02/03-25-002-29W1/0	Mar-18	3.75	116	114.80	3559	3.19	98.88			849.78	31	0.000	0.000	
02/03-25-002-29W1/0	Apr-18	3.73	112	117.77	3533	3.18	95.35			851.65	32	0.000	0.000	
02/03-25-002-29W1/0	May-18	3.37	104	106.70	3308	0.46	14.13			135.29	32	0.000	0.000	
02/03-25-002-29W1/0	Jun-18	3.38	101	116.86	3506	0.00	0.00			0.00	35	0.000	0.000	
02/03-25-002-29W1/0	Jul-18	3.59	111	109.38	3391	0.00	0.00			0.00	30	0.000	0.000	
02/03-25-002-29W1/0	Aug-18	3.53	109	105.69	3276	0.00	0.00			0.00	30	0.000	0.000	
02/03-25-002-29W1/0	Sep-18	2.35	70	69.77	2093	0.00	0.00			0.00	30	0.000	0.000	
02/03-25-002-29W1/0	Oct-18	3.47	108	156.88	4863	0.23	7.06			65.67	45	0.000	0.000	
02/03-25-002-29W1/0	Nov-18	3.12	93	147.60	4428	1.99	59.68			638.54	47	0.000	0.000	
02/03-25-002-29W1/0	Dec-18	2.72	84	125.49	3890	1.06	32.84			389.67	46	0.000	0.000	
-----			----		-----		-----		-----					
			1219		42461		364.45		0.00					Sum
02/04-10-002-29W1/0	Jan-18	10.00	310	5.09	158	27.68	858.15			2767.4	1	0.000	0.000	
02/04-10-002-29W1/0	Feb-18	9.55	267	4.99	140	13.24	370.80			1387.1	1	0.000	0.000	
02/04-10-002-29W1/0	Mar-18	9.01	279	4.06	126	24.72	766.33			2744.0	0	0.000	0.000	
02/04-10-002-29W1/0	Apr-18	8.93	268	4.17	125	0.00	0.00			0.00	0	0.000	0.000	
02/04-10-002-29W1/0	May-18	8.89	275	4.22	131	0.00	0.00			0.00	0	0.000	0.000	
02/04-10-002-29W1/0	Jun-18	7.63	229	3.63	109	0.00	0.00			0.00	0	0.000	0.000	
02/04-10-002-29W1/0	Jul-18	9.19	285	5.13	159	8.09	250.73			879.99	1	0.000	0.000	
02/04-10-002-29W1/0	Aug-18	8.70	270	4.93	153	6.61	204.83			759.08	1	0.000	0.000	
02/04-10-002-29W1/0	Sep-18	7.36	221	3.79	114	0.00	0.00			0.00	1	0.000	0.000	
02/04-10-002-29W1/0	Oct-18	7.73	240	3.35	104	6.72	208.36			869.45	0	0.000	0.000	
02/04-10-002-29W1/0	Nov-18	7.22	217	2.08	62	11.08	332.31			1533.1	0	0.000	0.000	
02/04-10-002-29W1/0	Dec-18	6.82	211	1.89	59	7.20	223.19			1055.4	0	0.000	0.000	
-----			----		-----		-----		-----					
			3072		1439		3214.69		0.00					Sum
02/04-19-002-29W1/0	Jan-18	2.01	62	0.57	18	1.48	45.91			737.27	0	0.000	0.000	

D0/16-05-002-29W1/0
South Pierson Unit 1 Group Production and Injection

@name()	Date	Oil Rate (CD) bbl/d	Monthly Oil Prod bbl	Water Rate (CD) bbl/d	Monthly Water Prod bbl	Gas Rate (CD) Mcf/d	Monthly Gas Prod Mcf	Water Inj Rate (CD) bbl/d	INJ WINJ bbl	Gas Oil Ratio cf/bbl	Water Oil Ratio bbl/bbl	Inst. VRR	Cum VRR Since Prod	
02/04-19-002-29W1/0	Feb-18	1.39	39	0.34	9	0.00	0.00			0.00	0	0.000	0.000	
02/04-19-002-29W1/0	Mar-18	1.30	40	0.34	11	9.46	293.11			7281.4	0	0.000	0.000	
02/04-19-002-29W1/0	Apr-18	1.01	30	0.25	8	31.08	932.31			30880.	0	0.000	0.000	
02/04-19-002-29W1/0	May-18	0.79	25	0.20	6	25.06	776.92			31672.	0	0.000	0.000	
02/04-19-002-29W1/0	Jun-18	0.67	20	0.15	4	10.48	314.30			15615.	0	0.000	0.000	
02/04-19-002-29W1/0	Jul-18	0.55	17	0.14	4	2.96	91.82			5406.6	0	0.000	0.000	
02/04-19-002-29W1/0	Aug-18	0.51	16	0.14	4	3.76	116.54			7411.2	0	0.000	0.000	
02/04-19-002-29W1/0	Sep-18	0.25	8	0.06	2	2.83	84.76			11229.	0	0.000	0.000	
02/04-19-002-29W1/0	Nov-18	0.00	0	0.00	0	0.00	0.00						0.000	
02/04-19-002-29W1/0	Dec-18	0.00	0	0.00	0	0.00	0.00						0.000	
-----			----		-----		-----		-----					
			257		67		2655.66		0.00					Sum
02/04-23-002-29W1/0	Jan-18	14.49	449	5.34	165	3.53	109.48			243.77	0	0.000	0.000	
02/04-23-002-29W1/0	Feb-18	13.68	383	4.83	135	33.17	928.78			2424.6	0	0.000	0.000	
02/04-23-002-29W1/0	Mar-18	13.47	418	4.95	153	40.67	1260.73			3018.6	0	0.000	0.000	
02/04-23-002-29W1/0	Apr-18	12.85	386	5.35	160	6.47	194.23			503.76	0	0.000	0.000	
02/04-23-002-29W1/0	May-18	12.54	389	5.80	180	0.00	0.00			0.00	0	0.000	0.000	
02/04-23-002-29W1/0	Jun-18	12.43	373	5.58	167	0.00	0.00			0.00	0	0.000	0.000	
02/04-23-002-29W1/0	Jul-18	9.80	304	3.81	118	6.27	194.23			639.34	0	0.000	0.000	
02/04-23-002-29W1/0	Aug-18	9.01	279	3.06	95	10.59	328.43			1176.0	0	0.000	0.000	
02/04-23-002-29W1/0	Sep-18	9.12	274	3.00	90	16.83	505.00			1845.7	0	0.000	0.000	
02/04-23-002-29W1/0	Oct-18	9.23	286	3.25	101	11.28	349.62			1221.6	0	0.000	0.000	
02/04-23-002-29W1/0	Nov-18	8.86	266	3.05	92	7.12	213.65			804.17	0	0.000	0.000	
02/04-23-002-29W1/0	Dec-18	8.48	263	3.90	121	2.35	72.75			276.83	0	0.000	0.000	
-----			----		-----		-----		-----					
			4068		1578		4156.89		0.00					Sum
02/04-30-002-28W1/0	Jan-18	2.84	88	15.46	479	2.39	74.16			842.19	5	0.000	0.000	
02/04-30-002-28W1/0	Feb-18	5.53	155	14.26	399	2.02	56.50			365.18	3	0.000	0.000	
02/04-30-002-28W1/0	Mar-18	5.48	170	12.25	380	0.23	7.06			41.59	2	0.000	0.000	

D0/16-05-002-29W1/0
South Pierson Unit 1 Group Production and Injection

@name()	Date	Oil Rate (CD) bbl/d	Monthly Oil Prod bbl	Water Rate (CD) bbl/d	Monthly Water Prod bbl	Gas Rate (CD) Mcf/d	Monthly Gas Prod Mcf	Water Inj Rate (CD) bbl/d	INJ WINJ bbl	Gas Oil Ratio cf/bbl	Water Oil Ratio bbl/bbl	Inst. VRR	Cum VRR Since Prod	
02/04-30-002-28W1/0	Apr-18	5.45	164	12.56	377	0.00	0.00			0.00	2	0.000	0.000	
02/04-30-002-28W1/0	May-18	4.71	146	10.63	330	1.82	56.50			387.21	2	0.000	0.000	
02/04-30-002-28W1/0	Jun-18	5.47	164	13.59	408	0.94	28.25			172.09	2	0.000	0.000	
02/04-30-002-28W1/0	Jul-18	5.86	182	12.76	396	1.14	35.31			194.28	2	0.000	0.000	
02/04-30-002-28W1/0	Aug-18	5.50	170	11.85	367	1.25	38.85			227.90	2	0.000	0.000	
02/04-30-002-28W1/0	Sep-18	5.20	156	11.72	352	1.29	38.85			249.03	2	0.000	0.000	
02/04-30-002-28W1/0	Oct-18	5.76	179	17.61	546	1.59	49.44			276.78	3	0.000	0.000	
02/04-30-002-28W1/0	Nov-18	5.40	162	15.49	465	2.39	71.69			442.45	3	0.000	0.000	
02/04-30-002-28W1/0	Dec-18	5.14	159	16.21	503	2.42	74.87			470.29	3	0.000	0.000	
-----			----		-----		-----		-----					
			1894		5000		531.49		0.00					Sum
02/05-08-002-29W1/0	Jan-18	0.61	19	5.84	181	0.00	0.00			0.00	10	0.000	0.000	
02/05-08-002-29W1/0	Feb-18	0.00	0	0.00	0	0.00	0.00						0.000	
02/05-08-002-29W1/0	Mar-18	0.00	0	0.00	0	0.00	0.00						0.000	
02/05-08-002-29W1/0	Apr-18	0.00	0	0.00	0	0.00	0.00						0.000	
02/05-08-002-29W1/0	May-18	0.00	0	0.00	0	0.00	0.00						0.000	
02/05-08-002-29W1/0	Jun-18	0.00	0	0.00	0	0.00	0.00						0.000	
02/05-08-002-29W1/0	Jul-18	0.00	0	0.00	0	0.00	0.00						0.000	
02/05-08-002-29W1/0	Aug-18	0.00	0	0.00	0	0.00	0.00						0.000	
02/05-08-002-29W1/0	Sep-18	0.00	0	0.00	0	0.00	0.00						0.000	
02/05-08-002-29W1/0	Nov-18	0.00	0	0.00	0	0.00	0.00						0.000	
02/05-08-002-29W1/0	Dec-18	0.00	0	0.00	0	0.00	0.00						0.000	
-----			----		-----		-----		-----					
			19		181		0.00		0.00					Sum
02/05-09-002-29W1/0	Jan-18	7.97	247	0.47	14	3.65	113.01			457.17	0	0.000	0.000	
02/05-09-002-29W1/0	Feb-18	4.87	136	0.27	8	0.00	0.00			0.00	0	0.000	0.000	
02/05-09-002-29W1/0	Mar-18	7.43	230	0.43	13	0.00	0.00			0.00	0	0.000	0.000	
02/05-09-002-29W1/0	Apr-18	7.59	228	0.42	13	0.00	0.00			0.00	0	0.000	0.000	
02/05-09-002-29W1/0	May-18	4.12	128	0.24	8	0.00	0.00			0.00	0	0.000	0.000	

D0/16-05-002-29W1/0
South Pierson Unit 1 Group Production and Injection

@name()	Date	Oil Rate (CD) bbl/d	Monthly Oil Prod bbl	Water Rate (CD) bbl/d	Monthly Water Prod bbl	Gas Rate (CD) Mcf/d	Monthly Gas Prod Mcf	Water Inj Rate (CD) bbl/d	INJ WINJ bbl	Gas Oil Ratio cf/bbl	Water Oil Ratio bbl/bbl	Inst. VRR	Cum VRR Since Prod	
02/05-09-002-29W1/0	Jun-18	3.73	112	0.21	6	0.00	0.00			0.00	0	0.000	0.000	
02/05-09-002-29W1/0	Jul-18	6.84	212	0.14	4	3.30	102.41			483.15	0	0.000	0.000	
02/05-09-002-29W1/0	Aug-18	6.74	209	0.08	3	4.90	151.85			727.19	0	0.000	0.000	
02/05-09-002-29W1/0	Sep-18	6.46	194	0.15	4	0.00	0.00			0.00	0	0.000	0.000	
02/05-09-002-29W1/0	Oct-18	5.86	182	0.12	4	0.00	0.00			0.00	0	0.000	0.000	
02/05-09-002-29W1/0	Nov-18	4.24	127	0.06	2	0.67	20.13			158.43	0	0.000	0.000	
02/05-09-002-29W1/0	Dec-18	4.26	132	0.06	2	1.83	56.86			430.45	0	0.000	0.000	
-----			----		-----		-----		-----					
			2137		80		444.26		0.00					Sum
02/05-10-002-29W1/0	Jan-18	14.12	438	1.68	52	1.48	45.91			104.87	0	0.000	0.000	
02/05-10-002-29W1/0	Feb-18	13.43	376	1.55	43	0.00	0.00			0.00	0	0.000	0.000	
02/05-10-002-29W1/0	Mar-18	13.51	419	1.66	52	0.00	0.00			0.00	0	0.000	0.000	
02/05-10-002-29W1/0	Apr-18	13.17	395	1.59	48	0.00	0.00			0.00	0	0.000	0.000	
02/05-10-002-29W1/0	May-18	12.56	389	1.77	55	0.00	0.00			0.00	0	0.000	0.000	
02/05-10-002-29W1/0	Jun-18	10.69	321	1.26	38	0.00	0.00			0.00	0	0.000	0.000	
02/05-10-002-29W1/0	Jul-18	9.35	290	1.10	34	3.76	116.54			401.91	0	0.000	0.000	
02/05-10-002-29W1/0	Aug-18	6.92	214	0.81	25	1.71	52.97			246.98	0	0.000	0.000	
02/05-10-002-29W1/0	Sep-18	6.96	209	1.32	40	25.31	759.27			3635.9	0	0.000	0.000	
02/05-10-002-29W1/0	Oct-18	8.56	265	1.72	53	16.18	501.47			1889.2	0	0.000	0.000	
02/05-10-002-29W1/0	Nov-18	10.03	301	2.44	73	11.98	359.50			1195.2	0	0.000	0.000	
02/05-10-002-29W1/0	Dec-18	6.85	212	1.72	53	6.74	209.06			983.97	0	0.000	0.000	
-----			----		-----		-----		-----					
			3830		566		2044.72		0.00					Sum
02/05-15-002-29W1/0	Jan-18	0.00	0	0.00	0	0.00	0.00						0.000	
-----			----		-----		-----		-----					
	Jan-18		0		0		0.00		0.00					Sum
02/05-18-002-29W1/0	Jan-18	5.50	170	16.62	515	7.40	229.55			1346.6	3	0.000	0.000	
02/05-18-002-29W1/0	Feb-18	4.47	125	14.98	420	0.00	0.00			0.00	3	0.000	0.000	

D0/16-05-002-29W1/0
South Pierson Unit 1 Group Production and Injection

@name()	Date	Oil Rate (CD) bbl/d	Monthly Oil Prod bbl	Water Rate (CD) bbl/d	Monthly Water Prod bbl	Gas Rate (CD) Mcf/d	Monthly Gas Prod Mcf	Water Inj Rate (CD) bbl/d	INJ WINJ bbl	Gas Oil Ratio cf/bbl	Water Oil Ratio bbl/bbl	Inst. VRR	Cum VRR Since Prod	
02/05-18-002-29W1/0	Mar-18	4.40	136	15.50	481	0.00	0.00			0.00	4	0.000	0.000	
02/05-18-002-29W1/0	Apr-18	4.51	135	15.56	467	0.00	0.00			0.00	3	0.000	0.000	
02/05-18-002-29W1/0	May-18	4.65	144	13.98	433	0.00	0.00			0.00	3	0.000	0.000	
02/05-18-002-29W1/0	Jun-18	4.42	133	12.39	372	0.00	0.00			0.00	3	0.000	0.000	
02/05-18-002-29W1/0	Jul-18	5.36	166	14.73	457	8.77	271.92			1637.5	3	0.000	0.000	
02/05-18-002-29W1/0	Aug-18	4.79	148	11.71	363	1.48	45.91			309.28	2	0.000	0.000	
02/05-18-002-29W1/0	Sep-18	4.05	121	9.50	285	0.00	0.00			0.00	2	0.000	0.000	
02/05-18-002-29W1/0	Oct-18	3.96	123	8.50	264	6.38	197.76			1612.3	2	0.000	0.000	
02/05-18-002-29W1/0	Nov-18	4.54	136	6.83	205	0.00	0.00			0.00	2	0.000	0.000	
02/05-18-002-29W1/0	Dec-18	4.14	128	5.94	184	2.00	62.15			484.87	1	0.000	0.000	
-----			----		-----		-----		-----					
			1667		4444		807.29		0.00					Sum
02/05-19-002-29W1/0	Jan-18	8.62	267	22.24	689	1.82	56.50			211.37	3	0.000	0.000	
02/05-19-002-29W1/0	Feb-18	8.09	226	17.72	496	0.00	0.00			0.00	2	0.000	0.000	
02/05-19-002-29W1/0	Mar-18	8.06	250	18.22	565	0.00	0.00			0.00	2	0.000	0.000	
02/05-19-002-29W1/0	Apr-18	7.61	228	16.86	506	0.00	0.00			0.00	2	0.000	0.000	
02/05-19-002-29W1/0	May-18	7.39	229	19.42	602	0.00	0.00			0.00	3	0.000	0.000	
02/05-19-002-29W1/0	Jun-18	7.04	211	18.72	562	0.00	0.00			0.00	3	0.000	0.000	
02/05-19-002-29W1/0	Jul-18	6.90	214	19.60	608	4.90	151.85			710.08	3	0.000	0.000	
02/05-19-002-29W1/0	Aug-18	6.82	211	21.93	680	6.27	194.23			919.05	3	0.000	0.000	
02/05-19-002-29W1/0	Sep-18	6.31	189	18.79	564	7.06	211.89			1119.1	3	0.000	0.000	
02/05-19-002-29W1/0	Oct-18	10.61	329	20.03	621	8.89	275.45			837.36	2	0.000	0.000	
02/05-19-002-29W1/0	Nov-18	9.87	296	9.17	275	6.83	204.83			691.54	1	0.000	0.000	
02/05-19-002-29W1/0	Dec-18	9.41	292	8.89	276	5.17	160.33			549.48	1	0.000	0.000	
-----			----		-----		-----		-----					
			2944		6442		1255.08		0.00					Sum
02/06-08-002-29W1/0	Jan-18	1.22	38	0.93	29	0.00	0.00			0.00	1	0.000	0.000	
02/06-08-002-29W1/0	Feb-18	1.24	35	0.99	28	0.00	0.00			0.00	1	0.000	0.000	
02/06-08-002-29W1/0	Mar-18	1.01	31	0.83	26	0.00	0.00			0.00	1	0.000	0.000	

D0/16-05-002-29W1/0
South Pierson Unit 1 Group Production and Injection

@name()	Date	Oil Rate (CD) bbl/d	Monthly Oil Prod bbl	Water Rate (CD) bbl/d	Monthly Water Prod bbl	Gas Rate (CD) Mcf/d	Monthly Gas Prod Mcf	Water Inj Rate (CD) bbl/d	INJ WINJ bbl	Gas Oil Ratio cf/bbl	Water Oil Ratio bbl/bbl	Inst. VRR	Cum VRR Since Prod	
02/06-08-002-29W1/0	Apr-18	0.40	12	0.34	10	0.00	0.00			0.00	1	0.000	0.000	
02/06-08-002-29W1/0	May-18	0.00	0	0.00	0	0.00	0.00						0.000	
02/06-08-002-29W1/0	Jun-18	0.00	0	0.00	0	0.00	0.00						0.000	
02/06-08-002-29W1/0	Jul-18	0.00	0	0.00	0	0.00	0.00						0.000	
02/06-08-002-29W1/0	Aug-18	0.00	0	0.00	0	0.00	0.00						0.000	
02/06-08-002-29W1/0	Sep-18	0.00	0	0.00	0	0.00	0.00						0.000	
02/06-08-002-29W1/0	Nov-18	0.00	0	0.00	0	0.00	0.00						0.000	
02/06-08-002-29W1/0	Dec-18	0.00	0	0.00	0	0.00	0.00						0.000	
-----			----		-----		-----		-----					
			116		92		0.00		0.00					Sum
02/06-15-002-29W1/0	Jan-18	9.39	291	29.74	922	3.08	95.35			327.42	3	0.000	0.000	
02/06-15-002-29W1/0	Feb-18	9.05	253	28.87	808	0.00	0.00			0.00	3	0.000	0.000	
02/06-15-002-29W1/0	Mar-18	8.99	279	29.95	928	0.00	0.00			0.00	3	0.000	0.000	
02/06-15-002-29W1/0	Apr-18	6.75	203	22.06	662	0.00	0.00			0.00	3	0.000	0.000	
02/06-15-002-29W1/0	May-18	7.24	225	22.68	703	0.00	0.00			0.00	3	0.000	0.000	
02/06-15-002-29W1/0	Jun-18	8.18	245	26.17	785	0.00	0.00			0.00	3	0.000	0.000	
02/06-15-002-29W1/0	Jul-18	6.39	198	22.85	708	2.51	77.69			392.13	4	0.000	0.000	
02/06-15-002-29W1/0	Aug-18	5.64	175	20.21	626	5.47	169.51			969.42	4	0.000	0.000	
02/06-15-002-29W1/0	Sep-18	5.22	157	18.07	542	3.30	98.88			631.36	3	0.000	0.000	
02/06-15-002-29W1/0	Oct-18	5.78	179	20.39	632	0.91	28.25			157.60	4	0.000	0.000	
02/06-15-002-29W1/0	Nov-18	7.39	222	25.22	757	4.34	130.31			587.41	3	0.000	0.000	
02/06-15-002-29W1/0	Dec-18	7.52	233	26.52	822	3.34	103.47			444.01	4	0.000	0.000	
-----			----		-----		-----		-----					
			2659		8896		703.47		0.00					Sum
02/06-19-002-28W1/0	Jan-18	1.14	35	23.35	724	0.68	21.19			601.56	21	0.000	0.000	
02/06-19-002-28W1/0	Feb-18	1.33	37	28.19	789	0.76	21.19			570.97	21	0.000	0.000	
02/06-19-002-28W1/0	Mar-18	1.30	40	27.35	848	0.68	21.19			526.37	21	0.000	0.000	
02/06-19-002-28W1/0	Apr-18	0.34	10	7.17	215	0.71	21.19			2105.4	21	0.000	0.000	
02/06-19-002-28W1/0	May-18	0.30	9	6.05	187	0.68	21.19			2245.8	20	0.000	0.000	

D0/16-05-002-29W1/0
South Pierson Unit 1 Group Production and Injection

@name()	Date	Oil Rate (CD) bbl/d	Monthly Oil Prod bbl	Water Rate (CD) bbl/d	Monthly Water Prod bbl	Gas Rate (CD) Mcf/d	Monthly Gas Prod Mcf	Water Inj Rate (CD) bbl/d	INJ WINJ bbl	Gas Oil Ratio cf/bbl	Water Oil Ratio bbl/bbl	Inst. VRR	Cum VRR Since Prod	
02/06-19-002-28W1/0	Jun-18	0.59	18	5.81	174	0.71	21.19			1203.1	10	0.000	0.000	
02/06-19-002-28W1/0	Jul-18	0.55	17	4.44	138	0.68	21.19			1247.6	8	0.000	0.000	
02/06-19-002-28W1/0	Aug-18	0.06	2	0.91	28	0.68	21.19			11229.	15	0.000	0.000	
02/06-19-002-28W1/0	Sep-18	0.27	8	1.85	55	0.71	21.19			2591.3	7	0.000	0.000	
02/06-19-002-28W1/0	Oct-18	0.49	15	1.60	50	0.68	21.19			1403.6	3	0.000	0.000	
-----			----		-----		-----		-----					
			192		3209		211.89		0.00					Sum
02/06-20-002-29W1/0	Jan-18							459.78	14253.33				4.654	
02/06-20-002-29W1/0	Feb-18							406.03	11368.83				4.759	
02/06-20-002-29W1/0	Mar-18							423.00	13112.99				4.879	
02/06-20-002-29W1/0	Apr-18							413.07	12392.18				4.994	
02/06-20-002-29W1/0	May-18							422.17	13087.20				5.114	
02/06-20-002-29W1/0	Jun-18							397.14	11914.15				5.224	
02/06-20-002-29W1/0	Jul-18							375.16	11629.98				5.331	
02/06-20-002-29W1/0	Aug-18							381.73	11833.64				5.440	
02/06-20-002-29W1/0	Sep-18							417.29	12518.60				5.555	
02/06-20-002-29W1/0	Oct-18							378.08	11720.43				5.663	
02/06-20-002-29W1/0	Nov-18							0.00	0.00				5.663	
02/06-20-002-29W1/0	Dec-18							288.50	8943.48				5.746	
-----			----		-----		-----		-----					
			0		0		0.00		132774.80					Sum
02/07-15-002-29W1/0	Jan-18	1.18	36	0.69	21	2.62	81.22			2226.4	1	0.000	0.000	
02/07-15-002-29W1/0	Feb-18	1.01	28	0.63	18	0.88	24.72			873.38	1	0.000	0.000	
02/07-15-002-29W1/0	Mar-18	1.01	31	0.63	19	0.00	0.00			0.00	1	0.000	0.000	
02/07-15-002-29W1/0	Apr-18	1.03	31	0.63	19	0.00	0.00			0.00	1	0.000	0.000	
02/07-15-002-29W1/0	May-18	1.03	32	0.67	21	0.00	0.00			0.00	1	0.000	0.000	
02/07-15-002-29W1/0	Jun-18	1.01	30	0.65	19	0.00	0.00			0.00	1	0.000	0.000	
02/07-15-002-29W1/0	Jul-18	0.99	31	0.69	21	0.00	0.00			0.00	1	0.000	0.000	
02/07-15-002-29W1/0	Aug-18	0.95	30	0.34	11	0.00	0.00			0.00	0	0.000	0.000	

D0/16-05-002-29W1/0
South Pierson Unit 1 Group Production and Injection

@name()	Date	Oil Rate (CD) bbl/d	Monthly Oil Prod bbl	Water Rate (CD) bbl/d	Monthly Water Prod bbl	Gas Rate (CD) Mcf/d	Monthly Gas Prod Mcf	Water Inj Rate (CD) bbl/d	INJ WINJ bbl	Gas Oil Ratio cf/bbl	Water Oil Ratio bbl/bbl	Inst. VRR	Cum VRR Since Prod	
02/07-15-002-29W1/0	Sep-18	0.94	28	0.27	8	0.00	0.00			0.00	0	0.000	0.000	
02/07-15-002-29W1/0	Oct-18	0.89	28	0.14	4	0.00	0.00			0.00	0	0.000	0.000	
02/07-15-002-29W1/0	Nov-18	0.88	26	0.12	4	0.00	0.00			0.00	0	0.000	0.000	
02/07-15-002-29W1/0	Dec-18	0.88	27	0.13	4	0.00	0.00			0.00	0	0.000	0.000	
-----			----		-----		-----		-----					
			360		170		105.94		0.00					Sum
02/07-16-002-29W1/0	Jan-18	1.41	44	77.94	2416	0.00	0.00			0.00	55	0.000	0.000	
02/07-16-002-29W1/0	Feb-18	1.65	46	83.45	2337	0.00	0.00			0.00	51	0.000	0.000	
02/07-16-002-29W1/0	Mar-18	1.62	50	88.47	2742	0.00	0.00			0.00	55	0.000	0.000	
02/07-16-002-29W1/0	Apr-18	1.99	60	86.99	2610	0.00	0.00			0.00	44	0.000	0.000	
02/07-16-002-29W1/0	May-18	1.59	49	92.99	2883	0.00	0.00			0.00	58	0.000	0.000	
02/07-16-002-29W1/0	Jun-18	0.96	29	55.65	1669	0.00	0.00			0.00	58	0.000	0.000	
02/07-16-002-29W1/0	Jul-18	0.00	0	0.00	0	0.00	0.00						0.000	
-----			----		-----		-----		-----					
			278		14657		0.00		0.00					Sum
02/07-25-002-29W1/0	Jan-18	4.46	138	59.71	1851	1.37	42.38			306.25	13	0.000	0.000	
02/07-25-002-29W1/0	Feb-18	8.27	231	57.55	1611	0.00	0.00			0.00	7	0.000	0.000	
02/07-25-002-29W1/0	Mar-18	7.91	245	54.96	1704	0.00	0.00			0.00	7	0.000	0.000	
02/07-25-002-29W1/0	Apr-18	6.33	190	55.56	1667	0.00	0.00			0.00	9	0.000	0.000	
02/07-25-002-29W1/0	May-18	2.15	67	18.79	582	0.00	0.00			0.00	9	0.000	0.000	
02/07-25-002-29W1/0	Jun-18	0.00	0	0.00	0	0.00	0.00						0.000	
02/07-25-002-29W1/0	Jul-18	0.00	0	0.00	0	0.00	0.00						0.000	
02/07-25-002-29W1/0	Aug-18	6.35	197	57.07	1769	0.00	0.00			0.00	9	0.000	0.000	
02/07-25-002-29W1/0	Sep-18	8.39	252	73.02	2191	0.00	0.00			0.00	9	0.000	0.000	
02/07-25-002-29W1/0	Oct-18	9.58	297	87.59	2715	1.48	45.91			154.64	9	0.000	0.000	
02/07-25-002-29W1/0	Nov-18	8.28	248	58.83	1765	2.63	78.75			317.22	7	0.000	0.000	
02/07-25-002-29W1/0	Dec-18	9.40	292	60.61	1879	2.92	90.41			310.10	6	0.000	0.000	
-----			----		-----		-----		-----					
			2157		17735		257.44		0.00					Sum

D0/16-05-002-29W1/0
South Pierson Unit 1 Group Production and Injection

@name()	Date	Oil Rate (CD) bbl/d	Monthly Oil Prod bbl	Water Rate (CD) bbl/d	Monthly Water Prod bbl	Gas Rate (CD) Mcf/d	Monthly Gas Prod Mcf	Water Inj Rate (CD) bbl/d	INJ WINJ bbl	Gas Oil Ratio cf/bbl	Water Oil Ratio bbl/bbl	Inst. VRR	Cum VRR Since Prod	
02/08-09-002-29W1/0	Jan-18							2.82	87.43				1.977	
02/08-09-002-29W1/0	Feb-18							0.63	17.61				1.979	
02/08-09-002-29W1/0	Mar-18							0.63	19.50				1.982	
02/08-09-002-29W1/0	Apr-18							0.63	18.87				1.984	
02/08-09-002-29W1/0	May-18							0.63	19.50				1.986	
02/08-09-002-29W1/0	Jun-18							0.63	18.87				1.989	
02/08-09-002-29W1/0	Jul-18							0.63	19.50				1.991	
02/08-09-002-29W1/0	Aug-18							0.63	19.50				1.993	
02/08-09-002-29W1/0	Sep-18							0.65	19.50				1.996	
02/08-09-002-29W1/0	Oct-18							2.01	62.27				2.003	
02/08-09-002-29W1/0	Nov-18							0.00	0.00				2.003	
02/08-09-002-29W1/0	Dec-18							0.63	19.50				2.005	
-----			----		-----		-----		-----					
			0		0		0.00		322.04					Sum
02/08-10-002-29W1/0	Jan-18	14.65	454	35.91	1113	3.65	113.01			248.85	2	0.000	0.000	
02/08-10-002-29W1/0	Feb-18	13.57	380	30.53	855	0.00	0.00			0.00	2	0.000	0.000	
02/08-10-002-29W1/0	Mar-18	7.97	247	18.57	576	0.00	0.00			0.00	2	0.000	0.000	
02/08-10-002-29W1/0	Apr-18	13.94	418	50.84	1525	0.00	0.00			0.00	4	0.000	0.000	
02/08-10-002-29W1/0	May-18	12.70	394	42.81	1327	0.00	0.00			0.00	3	0.000	0.000	
02/08-10-002-29W1/0	Jun-18	8.55	257	25.45	764	0.00	0.00			0.00	3	0.000	0.000	
02/08-10-002-29W1/0	Jul-18	9.74	302	32.02	993	6.95	215.42			713.52	3	0.000	0.000	
02/08-10-002-29W1/0	Aug-18	8.46	262	24.59	762	0.00	0.00			0.00	3	0.000	0.000	
02/08-10-002-29W1/0	Sep-18	9.25	277	19.73	592	0.00	0.00			0.00	2	0.000	0.000	
02/08-10-002-29W1/0	Oct-18	8.48	263	18.40	570	0.00	0.00			0.00	2	0.000	0.000	
02/08-10-002-29W1/0	Nov-18	8.08	242	12.93	388	2.41	72.40			298.80	2	0.000	0.000	
02/08-10-002-29W1/0	Dec-18	6.57	204	11.19	347	5.37	166.33			816.70	2	0.000	0.000	
-----			----		-----		-----		-----					
			3700		9812		567.15		0.00					Sum

D0/16-05-002-29W1/0
South Pierson Unit 1 Group Production and Injection

@name()	Date	Oil Rate (CD) bbl/d	Monthly Oil Prod bbl	Water Rate (CD) bbl/d	Monthly Water Prod bbl	Gas Rate (CD) Mcf/d	Monthly Gas Prod Mcf	Water Inj Rate (CD) bbl/d	INJ WINJ bbl	Gas Oil Ratio cf/bbl	Water Oil Ratio bbl/bbl	Inst. VRR	Cum VRR Since Prod	
02/08-14-002-29W1/0	Jan-18	19.30	598	39.73	1232	0.80	24.72			41.33	2	0.000	0.000	
02/08-14-002-29W1/0	Feb-18	19.23	538	37.27	1043	24.85	695.70			1292.1	2	0.000	0.000	
02/08-14-002-29W1/0	Mar-18	19.13	593	39.18	1215	38.50	1193.64			2012.4	2	0.000	0.000	
02/08-14-002-29W1/0	Apr-18	19.04	571	40.21	1206	43.44	1303.11			2281.7	2	0.000	0.000	
02/08-14-002-29W1/0	May-18	18.48	573	40.52	1256	47.39	1469.09			2563.8	2	0.000	0.000	
02/08-14-002-29W1/0	Jun-18	18.05	542	38.49	1155	45.32	1359.61			2510.5	2	0.000	0.000	
02/08-14-002-29W1/0	Jul-18	17.47	542	39.54	1226	6.49	201.29			371.70	2	0.000	0.000	
02/08-14-002-29W1/0	Aug-18	16.92	525	37.64	1167	1.48	45.91			87.52	2	0.000	0.000	
02/08-14-002-29W1/0	Sep-18	17.21	516	36.98	1110	0.00	0.00			0.00	2	0.000	0.000	
02/08-14-002-29W1/0	Oct-18	16.21	503	36.72	1138	18.68	579.16			1152.4	2	0.000	0.000	
02/08-14-002-29W1/0	Nov-18	15.55	467	31.34	940	6.67	200.23			429.10	2	0.000	0.000	
02/08-14-002-29W1/0	Dec-18	14.77	458	26.29	815	7.59	235.20			513.50	2	0.000	0.000	
-----			----		-----		-----		-----					
			6425		13503		7307.66		0.00					Sum
02/08-15-002-29W1/0	Jan-18	23.48	728	11.57	359	0.80	24.72			33.97	0	0.000	0.000	
02/08-15-002-29W1/0	Feb-18	22.19	621	12.69	355	0.00	0.00			0.00	1	0.000	0.000	
02/08-15-002-29W1/0	Mar-18	22.01	682	13.19	409	0.00	0.00			0.00	1	0.000	0.000	
02/08-15-002-29W1/0	Apr-18	20.71	621	11.22	337	48.50	1454.96			2341.3	1	0.000	0.000	
02/08-15-002-29W1/0	May-18	19.48	604	11.32	351	50.81	1575.03			2608.4	1	0.000	0.000	
02/08-15-002-29W1/0	Jun-18	16.94	508	10.36	311	49.32	1479.68			2911.5	1	0.000	0.000	
02/08-15-002-29W1/0	Jul-18	18.87	585	12.78	396	10.94	339.02			579.57	1	0.000	0.000	
02/08-15-002-29W1/0	Aug-18	17.33	537	11.18	347	5.70	176.57			328.72	1	0.000	0.000	
02/08-15-002-29W1/0	Sep-18	15.51	465	9.64	289	8.48	254.27			546.28	1	0.000	0.000	
02/08-15-002-29W1/0	Oct-18	15.89	492	9.56	296	7.63	236.61			480.43	1	0.000	0.000	
02/08-15-002-29W1/0	Nov-18	14.89	447	7.92	238	9.06	271.92			608.65	1	0.000	0.000	
02/08-15-002-29W1/0	Dec-18	12.17	377	6.97	216	5.48	169.86			450.10	1	0.000	0.000	
-----			----		-----		-----		-----					
			6669		3903		5982.66		0.00					Sum
02/08-16-002-29W1/0	Jan-18	2.19	68	1.18	36	2.51	77.69			1143.7	1	0.000	0.000	

D0/16-05-002-29W1/0
South Pierson Unit 1 Group Production and Injection

@name()	Date	Oil Rate (CD) bbl/d	Monthly Oil Prod bbl	Water Rate (CD) bbl/d	Monthly Water Prod bbl	Gas Rate (CD) Mcf/d	Monthly Gas Prod Mcf	Water Inj Rate (CD) bbl/d	INJ WINJ bbl	Gas Oil Ratio cf/bbl	Water Oil Ratio bbl/bbl	Inst. VRR	Cum VRR Since Prod	
02/08-16-002-29W1/0	Feb-18	0.00	0	0.00	0	0.00	0.00	29.05	813.27				0.025	
02/08-16-002-29W1/0	Mar-18							56.67	1756.74				0.080	
02/08-16-002-29W1/0	Apr-18							68.68	2060.54				0.144	
02/08-16-002-29W1/0	May-18							68.90	2135.77				0.210	
02/08-16-002-29W1/0	Jun-18							71.24	2137.21				0.276	
02/08-16-002-29W1/0	Jul-18							61.80	1915.69				0.336	
02/08-16-002-29W1/0	Aug-18							57.74	1790.08				0.391	
02/08-16-002-29W1/0	Sep-18							59.31	1779.39				0.447	
02/08-16-002-29W1/0	Oct-18							47.58	1474.96				0.492	
02/08-16-002-29W1/0	Nov-18							0.00	0.00				0.492	
02/08-16-002-29W1/0	Dec-18							19.96	618.79				0.512	
-----			----		-----		-----		-----					
			68		36		77.69		16482.44					Sum
02/08-30-002-29W1/0	Jan-18	6.33	196	160.13	4964	0.80	24.72			125.97	25	0.000	0.000	
02/08-30-002-29W1/0	Feb-18	3.89	109	128.22	3590	0.00	0.00			0.00	33	0.000	0.000	
02/08-30-002-29W1/0	Mar-18	4.42	137	127.44	3951	0.00	0.00			0.00	29	0.000	0.000	
02/08-30-002-29W1/0	Apr-18	4.57	137	98.20	2946	0.00	0.00			0.00	21	0.000	0.000	
02/08-30-002-29W1/0	May-18	4.24	131	91.06	2823	0.00	0.00			0.00	21	0.000	0.000	
02/08-30-002-29W1/0	Jun-18	3.75	113	97.39	2922	0.00	0.00			0.00	26	0.000	0.000	
02/08-30-002-29W1/0	Jul-18	2.43	75	66.31	2056	2.96	91.82			1216.4	27	0.000	0.000	
02/08-30-002-29W1/0	Aug-18	2.11	65	47.66	1477	5.47	169.51			2591.3	23	0.000	0.000	
02/08-30-002-29W1/0	Sep-18	2.26	68	49.35	1481	0.00	0.00			0.00	22	0.000	0.000	
02/08-30-002-29W1/0	Oct-18	2.82	87	51.76	1605	3.42	105.94			1211.7	18	0.000	0.000	
02/08-30-002-29W1/0	Nov-18	2.76	83	35.30	1059	10.02	300.53			3627.9	13	0.000	0.000	
02/08-30-002-29W1/0	Dec-18	2.61	81	32.37	1003	8.34	258.50			3193.3	12	0.000	0.000	
-----			----		-----		-----		-----					
			1283		29876		951.02		0.00					Sum
02/09-09-002-29W1/0	Jan-18							66.31	2055.51				0.096	
02/09-09-002-29W1/0	Feb-18							64.99	1819.64				0.143	

D0/16-05-002-29W1/0
South Pierson Unit 1 Group Production and Injection

@name()	Date	Oil Rate (CD) bbl/d	Monthly Oil Prod bbl	Water Rate (CD) bbl/d	Monthly Water Prod bbl	Gas Rate (CD) Mcf/d	Monthly Gas Prod Mcf	Water Inj Rate (CD) bbl/d	INJ WINJ bbl	Gas Oil Ratio cf/bbl	Water Oil Ratio bbl/bbl	Inst. VRR	Cum VRR Since Prod	
02/09-09-002-29W1/0	Mar-18							76.29	2364.97				0.204	
02/09-09-002-29W1/0	Apr-18							60.40	1812.09				0.251	
02/09-09-002-29W1/0	May-18							68.80	2132.87				0.306	
02/09-09-002-29W1/0	Jun-18							48.66	1459.86				0.343	
02/09-09-002-29W1/0	Jul-18							39.16	1213.93				0.375	
02/09-09-002-29W1/0	Aug-18							39.22	1215.82				0.406	
02/09-09-002-29W1/0	Sep-18							37.68	1130.28				0.435	
02/09-09-002-29W1/0	Oct-18							33.66	1043.48				0.462	
02/09-09-002-29W1/0	Nov-18							0.00	0.00				0.462	
02/09-09-002-29W1/0	Dec-18							27.67	857.80				0.484	
-----			----		-----		-----		-----					
			0		0		0.00		17106.26					Sum
02/09-10-002-29W1/0	Jan-18	8.44	262	3.14	97	14.81	459.09			1754.5	0	0.000	0.000	
02/09-10-002-29W1/0	Feb-18	17.81	499	14.17	397	0.00	0.00			0.00	1	0.000	0.000	
02/09-10-002-29W1/0	Mar-18	20.59	638	14.12	438	21.76	674.51			1056.5	1	0.000	0.000	
02/09-10-002-29W1/0	Apr-18	17.53	526	4.95	148	53.56	1606.82			3055.7	0	0.000	0.000	
02/09-10-002-29W1/0	May-18	17.27	535	5.58	173	48.07	1490.28			2784.2	0	0.000	0.000	
02/09-10-002-29W1/0	Jun-18	15.16	455	5.20	156	48.50	1454.96			3199.4	0	0.000	0.000	
02/09-10-002-29W1/0	Jul-18	11.44	355	3.73	116	11.39	353.15			995.49	0	0.000	0.000	
02/09-10-002-29W1/0	Aug-18	5.62	174	1.81	56	17.09	529.72			3040.3	0	0.000	0.000	
02/09-10-002-29W1/0	Sep-18	6.16	185	4.34	130	22.48	674.51			3647.5	1	0.000	0.000	
02/09-10-002-29W1/0	Oct-18	12.70	394	10.17	315	3.65	113.01			287.01	1	0.000	0.000	
02/09-10-002-29W1/0	Nov-18	10.30	309	6.70	201	3.70	110.89			358.84	1	0.000	0.000	
02/09-10-002-29W1/0	Dec-18	8.96	278	5.95	184	6.41	198.82			716.13	1	0.000	0.000	
-----			----		-----		-----		-----					
			4609		2412		7665.75		0.00					Sum
02/09-12-002-29W1/0	Jan-18	0.00	0	0.00	0	0.00	0.00						0.000	
02/09-12-002-29W1/0	Feb-18	0.00	0	0.00	0	0.00	0.00						0.000	
02/09-12-002-29W1/0	Mar-18	0.00	0	0.00	0	0.00	0.00						0.000	

D0/16-05-002-29W1/0
South Pierson Unit 1 Group Production and Injection

@name()	Date	Oil Rate (CD) bbl/d	Monthly Oil Prod bbl	Water Rate (CD) bbl/d	Monthly Water Prod bbl	Gas Rate (CD) Mcf/d	Monthly Gas Prod Mcf	Water Inj Rate (CD) bbl/d	INJ WINJ bbl	Gas Oil Ratio cf/bbl	Water Oil Ratio bbl/bbl	Inst. VRR	Cum VRR Since Prod	
02/09-12-002-29W1/0	Apr-18	0.00	0	0.00	0	0.00	0.00						0.000	
02/09-12-002-29W1/0	May-18	0.00	0	0.00	0	0.00	0.00						0.000	
02/09-12-002-29W1/0	Jun-18	0.00	0	0.00	0	0.00	0.00						0.000	
02/09-12-002-29W1/0	Jul-18	0.00	0	0.00	0	0.00	0.00						0.000	
02/09-12-002-29W1/0	Aug-18	0.00	0	0.00	0	0.00	0.00						0.000	
02/09-12-002-29W1/0	Sep-18	0.00	0	0.00	0	0.00	0.00						0.000	
02/09-12-002-29W1/0	Nov-18	0.00	0	0.00	0	0.00	0.00						0.000	
02/09-12-002-29W1/0	Dec-18	0.00	0	0.00	0	0.00	0.00						0.000	
-----			----		-----		-----		-----					
			0		0		0.00		0.00					Sum
02/10-16-002-29W1/0	Jan-18							18.26	566.08				17.003	
02/10-16-002-29W1/0	Feb-18							19.12	535.26				17.084	
02/10-16-002-29W1/0	Mar-18							20.37	631.50				17.180	
02/10-16-002-29W1/0	Apr-18							16.98	509.47				17.257	
02/10-16-002-29W1/0	May-18							1.16	36.10				17.263	
02/10-16-002-29W1/0	Jun-18							10.88	326.38				17.312	
02/10-16-002-29W1/0	Jul-18							17.09	529.92				17.393	
02/10-16-002-29W1/0	Aug-18							20.33	630.24				17.488	
02/10-16-002-29W1/0	Sep-18							11.26	337.76				17.539	
02/10-16-002-29W1/0	Oct-18							21.39	662.95				17.640	
02/10-16-002-29W1/0	Nov-18							0.00	0.00				17.640	
02/10-16-002-29W1/0	Dec-18							8.44	261.53				17.680	
-----			----		-----		-----		-----					
			0		0		0.00		5027.19					Sum
02/10-17-002-29W1/0	Jan-18	18.46	572	21.10	654	12.87	399.06			697.20	1	0.000	0.000	
02/10-17-002-29W1/0	Feb-18	17.79	498	20.44	572	0.00	0.00			0.00	1	0.000	0.000	
02/10-17-002-29W1/0	Mar-18	16.48	511	19.82	615	0.00	0.00			0.00	1	0.000	0.000	
02/10-17-002-29W1/0	Apr-18	16.42	492	20.04	601	0.00	0.00			0.00	1	0.000	0.000	
02/10-17-002-29W1/0	May-18	15.40	477	20.53	637	0.00	0.00			0.00	1	0.000	0.000	

D0/16-05-002-29W1/0
South Pierson Unit 1 Group Production and Injection

@name()	Date	Oil Rate (CD) bbl/d	Monthly Oil Prod bbl	Water Rate (CD) bbl/d	Monthly Water Prod bbl	Gas Rate (CD) Mcf/d	Monthly Gas Prod Mcf	Water Inj Rate (CD) bbl/d	INJ WINJ bbl	Gas Oil Ratio cf/bbl	Water Oil Ratio bbl/bbl	Inst. VRR	Cum VRR Since Prod	
02/10-17-002-29W1/0	Jun-18	14.53	436	18.87	566	0.00	0.00			0.00	1	0.000	0.000	
02/10-17-002-29W1/0	Jul-18	9.76	303	11.97	371	11.62	360.21			1190.6	1	0.000	0.000	
02/10-17-002-29W1/0	Aug-18	11.73	364	16.35	507	1.14	35.31			97.14	1	0.000	0.000	
02/10-17-002-29W1/0	Sep-18	12.10	363	16.46	494	0.00	0.00			0.00	1	0.000	0.000	
02/10-17-002-29W1/0	Oct-18	12.64	392	18.04	559	6.72	208.36			531.72	1	0.000	0.000	
02/10-17-002-29W1/0	Nov-18	11.29	339	15.33	460	0.00	0.00			0.00	1	0.000	0.000	
02/10-17-002-29W1/0	Dec-18	9.35	290	12.71	394	2.54	78.75			271.65	1	0.000	0.000	
-----			----		-----		-----		-----					
			5036		6430		1081.69		0.00					Sum
02/11-08-002-29W1/0	Jan-18	0.39	12	1.85	57	4.56	141.26			11820.	5	0.000	0.000	
02/11-08-002-29W1/0	Feb-18	0.38	11	2.00	56	0.00	0.00			0.00	5	0.000	0.000	
02/11-08-002-29W1/0	Mar-18	0.45	14	2.31	72	0.00	0.00			0.00	5	0.000	0.000	
02/11-08-002-29W1/0	Apr-18	0.44	13	2.31	69	0.00	0.00			0.00	5	0.000	0.000	
02/11-08-002-29W1/0	May-18	0.67	21	3.53	109	0.00	0.00			0.00	5	0.000	0.000	
02/11-08-002-29W1/0	Jun-18	0.63	19	3.14	94	0.00	0.00			0.00	5	0.000	0.000	
02/11-08-002-29W1/0	Jul-18	0.63	19	3.25	101	0.00	0.00			0.00	5	0.000	0.000	
02/11-08-002-29W1/0	Aug-18	0.63	19	3.21	99	0.00	0.00			0.00	5	0.000	0.000	
02/11-08-002-29W1/0	Sep-18	0.40	12	2.39	72	13.07	391.99			32801.	6	0.000	0.000	
02/11-08-002-29W1/0	Oct-18	0.26	8	1.26	39	3.08	95.35			11661.	5	0.000	0.000	
02/11-08-002-29W1/0	Nov-18	0.20	6	0.77	23	2.65	79.46			13439.	4	0.000	0.000	
02/11-08-002-29W1/0	Dec-18	0.16	5	0.62	19	1.50	46.62			9625.0	4	0.000	0.000	
-----			----		-----		-----		-----					
			159		811		754.67		0.00					Sum
02/11-10-002-29W1/0	Jan-18	1.95	60	0.00	0	1.25	38.85			643.34	0	0.000	0.000	
02/11-10-002-29W1/0	Feb-18	1.77	50	0.00	0	5.80	162.45			3269.2	0	0.000	0.000	
02/11-10-002-29W1/0	Mar-18	1.72	53	0.00	0	7.29	226.01			4227.4	0	0.000	0.000	
02/11-10-002-29W1/0	Apr-18	1.53	46	0.00	0	0.00	0.00			0.00	0	0.000	0.000	
02/11-10-002-29W1/0	May-18	1.12	35	0.00	0	0.00	0.00			0.00	0	0.000	0.000	
02/11-10-002-29W1/0	Jun-18	1.20	36	0.00	0	0.00	0.00			0.00	0	0.000	0.000	

D0/16-05-002-29W1/0
South Pierson Unit 1 Group Production and Injection

@name()	Date	Oil Rate (CD) bbl/d	Monthly Oil Prod bbl	Water Rate (CD) bbl/d	Monthly Water Prod bbl	Gas Rate (CD) Mcf/d	Monthly Gas Prod Mcf	Water Inj Rate (CD) bbl/d	INJ WINJ bbl	Gas Oil Ratio cf/bbl	Water Oil Ratio bbl/bbl	Inst. VRR	Cum VRR Since Prod	
02/11-10-002-29W1/0	Jul-18	1.14	35	0.00	0	1.82	56.50			1604.1	0	0.000	0.000	
02/11-10-002-29W1/0	Aug-18	1.32	41	0.00	0	2.05	63.57			1554.8	0	0.000	0.000	
02/11-10-002-29W1/0	Sep-18	1.09	33	0.00	0	0.00	0.00			0.00	0	0.000	0.000	
02/11-10-002-29W1/0	Oct-18	1.08	33	0.00	0	2.73	84.76			2542.4	0	0.000	0.000	
02/11-10-002-29W1/0	Nov-18	1.15	35	0.00	0	1.78	53.33			1544.2	0	0.000	0.000	
02/11-10-002-29W1/0	Dec-18	1.16	36	0.00	0	2.86	88.64			2463.7	0	0.000	0.000	
-----			----		-----		-----		-----					
			493		0		774.10		0.00					Sum
02/11-11-002-29W1/0	Jan-18	26.09	809	57.40	1779	5.92	183.64			227.03	2	0.000	0.000	
02/11-11-002-29W1/0	Feb-18	23.86	668	59.26	1659	0.00	0.00			0.00	2	0.000	0.000	
02/11-11-002-29W1/0	Mar-18	23.66	733	61.27	1900	0.00	0.00			0.00	3	0.000	0.000	
02/11-11-002-29W1/0	Apr-18	22.54	676	62.00	1860	0.00	0.00			0.00	3	0.000	0.000	
02/11-11-002-29W1/0	May-18	18.30	567	55.57	1723	0.00	0.00			0.00	3	0.000	0.000	
02/11-11-002-29W1/0	Jun-18	23.29	699	68.66	2060	0.00	0.00			0.00	3	0.000	0.000	
02/11-11-002-29W1/0	Jul-18	21.99	682	65.90	2043	8.09	250.73			367.75	3	0.000	0.000	
02/11-11-002-29W1/0	Aug-18	20.92	648	64.32	1994	0.00	0.00			0.00	3	0.000	0.000	
02/11-11-002-29W1/0	Sep-18	21.15	635	62.79	1884	0.00	0.00			0.00	3	0.000	0.000	
02/11-11-002-29W1/0	Oct-18	19.66	609	62.51	1938	0.00	0.00			0.00	3	0.000	0.000	
02/11-11-002-29W1/0	Nov-18	16.20	486	51.96	1559	4.80	144.08			296.50	3	0.000	0.000	
02/11-11-002-29W1/0	Dec-18	16.97	526	54.39	1686	4.41	136.67			259.79	3	0.000	0.000	
-----			----		-----		-----		-----					
			7739		22084		715.12		0.00					Sum
02/12-09-002-29W1/0	Jan-18							14.51	449.72					
02/12-09-002-29W1/0	Feb-18							29.11	815.16					
02/12-09-002-29W1/0	Mar-18							41.86	1297.59					
02/12-09-002-29W1/0	Apr-18							33.00	990.02					
02/12-09-002-29W1/0	May-18							38.50	1193.37					
02/12-09-002-29W1/0	Jun-18							40.50	1215.13					
02/12-09-002-29W1/0	Jul-18							53.63	1662.65					

D0/16-05-002-29W1/0
South Pierson Unit 1 Group Production and Injection

@name()	Date	Oil Rate (CD) bbl/d	Monthly Oil Prod bbl	Water Rate (CD) bbl/d	Monthly Water Prod bbl	Gas Rate (CD) Mcf/d	Monthly Gas Prod Mcf	Water Inj Rate (CD) bbl/d	INJ WINJ bbl	Gas Oil Ratio cf/bbl	Water Oil Ratio bbl/bbl	Inst. VRR	Cum VRR Since Prod	
02/12-09-002-29W1/0	Aug-18							49.97	1549.18					
02/12-09-002-29W1/0	Sep-18							62.56	1876.88					
02/12-09-002-29W1/0	Oct-18							50.97	1580.00					
02/12-09-002-29W1/0	Nov-18							0.00	0.00					
02/12-09-002-29W1/0	Dec-18							35.59	1103.42					
-----			----		-----		-----		-----					
			0		0		0.00		13733.10					Sum
02/12-16-002-29W1/0	Jan-18							9.48	293.73				11.079	
02/12-16-002-29W1/0	Feb-18							13.66	382.42				11.153	
02/12-16-002-29W1/0	Mar-18							13.27	411.35				11.232	
02/12-16-002-29W1/0	Apr-18							12.64	379.28				11.305	
02/12-16-002-29W1/0	May-18							12.98	402.30				11.383	
02/12-16-002-29W1/0	Jun-18							11.96	358.90				11.452	
02/12-16-002-29W1/0	Jul-18							10.40	322.42				11.514	
02/12-16-002-29W1/0	Aug-18							12.52	388.08				11.589	
02/12-16-002-29W1/0	Sep-18							8.99	269.83				11.641	
02/12-16-002-29W1/0	Oct-18							10.63	329.59				11.705	
02/12-16-002-29W1/0	Nov-18							0.00	0.00				11.705	
02/12-16-002-29W1/0	Dec-18							8.67	268.76				11.757	
-----			----		-----		-----		-----					
			0		0		0.00		3806.65					Sum
02/12-18-002-29W1/0	Jan-18							20.98	650.37				2.996	
02/12-18-002-29W1/0	Feb-18							16.42	459.78				3.003	
02/12-18-002-29W1/0	Mar-18							18.97	588.10				3.011	
02/12-18-002-29W1/0	Apr-18							15.93	478.03				3.018	
02/12-18-002-29W1/0	May-18							15.32	474.88				3.025	
02/12-18-002-29W1/0	Jun-18							15.93	478.03				3.032	
02/12-18-002-29W1/0	Jul-18							15.14	469.22				3.039	
02/12-18-002-29W1/0	Aug-18							15.50	480.54				3.046	

D0/16-05-002-29W1/0
South Pierson Unit 1 Group Production and Injection

@name()	Date	Oil Rate (CD) bbl/d	Monthly Oil Prod bbl	Water Rate (CD) bbl/d	Monthly Water Prod bbl	Gas Rate (CD) Mcf/d	Monthly Gas Prod Mcf	Water Inj Rate (CD) bbl/d	INJ WINJ bbl	Gas Oil Ratio cf/bbl	Water Oil Ratio bbl/bbl	Inst. VRR	Cum VRR Since Prod	
02/12-18-002-29W1/0	Sep-18							24.70	740.94				3.057	
02/12-18-002-29W1/0	Oct-18							23.11	716.41				3.067	
02/12-18-002-29W1/0	Nov-18							0.00	0.00				3.067	
02/12-18-002-29W1/0	Dec-18							9.21	285.56				3.071	
-----			----		-----		-----		-----					
			0		0		0.00		5821.85					Sum
02/12-19-002-29W1/0	Jan-18	6.03	187	20.05	621	2.85	88.29			472.61	3	0.000	0.000	
02/12-19-002-29W1/0	Feb-18	5.95	167	18.53	519	0.00	0.00			0.00	3	0.000	0.000	
02/12-19-002-29W1/0	Mar-18	5.92	184	18.57	576	0.00	0.00			0.00	3	0.000	0.000	
02/12-19-002-29W1/0	Apr-18	6.06	182	19.20	576	0.00	0.00			0.00	3	0.000	0.000	
02/12-19-002-29W1/0	May-18	5.82	181	21.65	671	0.00	0.00			0.00	4	0.000	0.000	
02/12-19-002-29W1/0	Jun-18	4.74	142	17.88	537	0.00	0.00			0.00	4	0.000	0.000	
02/12-19-002-29W1/0	Jul-18	4.79	148	18.87	585	13.90	430.84			2902.4	4	0.000	0.000	
02/12-19-002-29W1/0	Aug-18	5.90	183	20.37	631	6.04	187.17			1022.5	3	0.000	0.000	
02/12-19-002-29W1/0	Sep-18	5.18	155	18.39	552	10.36	310.77			2000.3	4	0.000	0.000	
02/12-19-002-29W1/0	Oct-18	5.40	167	17.37	538	4.56	141.26			844.30	3	0.000	0.000	
02/12-19-002-29W1/0	Nov-18	5.48	165	14.88	446	6.65	199.53			1212.6	3	0.000	0.000	
02/12-19-002-29W1/0	Dec-18	5.05	156	12.55	389	5.13	158.92			1015.9	2	0.000	0.000	
-----			----		-----		-----		-----					
			2017		6642		1516.76		0.00					Sum
02/12-20-002-29W1/0	Jan-18	2.82	87	95.40	2957	1.03	31.78			363.53	34	0.000	0.000	
02/12-20-002-29W1/0	Feb-18	3.44	96	92.42	2588	0.00	0.00			0.00	27	0.000	0.000	
02/12-20-002-29W1/0	Mar-18	3.59	111	95.61	2964	0.00	0.00			0.00	27	0.000	0.000	
02/12-20-002-29W1/0	Apr-18	4.44	133	95.19	2856	0.00	0.00			0.00	21	0.000	0.000	
02/12-20-002-29W1/0	May-18	4.59	142	102.36	3173	0.00	0.00			0.00	22	0.000	0.000	
02/12-20-002-29W1/0	Jun-18	4.49	135	98.27	2948	0.00	0.00			0.00	22	0.000	0.000	
02/12-20-002-29W1/0	Jul-18	2.54	79	67.93	2106	6.72	208.36			2650.0	27	0.000	0.000	
02/12-20-002-29W1/0	Aug-18	2.50	77	72.66	2252	14.01	434.37			5614.5	29	0.000	0.000	
02/12-20-002-29W1/0	Sep-18	4.30	129	95.25	2857	15.42	462.62			3587.8	22	0.000	0.000	

D0/16-05-002-29W1/0
South Pierson Unit 1 Group Production and Injection

@name()	Date	Oil Rate (CD) bbl/d	Monthly Oil Prod bbl	Water Rate (CD) bbl/d	Monthly Water Prod bbl	Gas Rate (CD) Mcf/d	Monthly Gas Prod Mcf	Water Inj Rate (CD) bbl/d	INJ WINJ bbl	Gas Oil Ratio cf/bbl	Water Oil Ratio bbl/bbl	Inst. VRR	Cum VRR Since Prod	
02/12-20-002-29W1/0	Oct-18	7.45	231	92.89	2879	3.08	95.35			413.06	12	0.000	0.000	
02/12-20-002-29W1/0	Nov-18	9.82	295	73.25	2197	10.16	304.77			1034.0	7	0.000	0.000	
02/12-20-002-29W1/0	Dec-18	9.51	295	76.51	2372	9.20	285.34			968.11	8	0.000	0.000	
-----			----		-----		-----		-----					
			1810		32150		1822.59		0.00					Sum
02/13-04-002-29W1/0	Jan-18	0.16	5	0.00	0	0.00	0.00			0.00	0	0.000	0.000	
02/13-04-002-29W1/0	Feb-18	0.00	0	0.00	0	0.00	0.00	8.02	224.55				0.006	
02/13-04-002-29W1/0	Mar-18							56.79	1760.52				0.052	
02/13-04-002-29W1/0	Apr-18							30.92	927.75				0.076	
02/13-04-002-29W1/0	May-18							25.17	780.25				0.096	
02/13-04-002-29W1/0	Jun-18							20.35	610.36				0.112	
02/13-04-002-29W1/0	Jul-18							14.49	449.28				0.124	
02/13-04-002-29W1/0	Aug-18							14.83	459.78				0.135	
02/13-04-002-29W1/0	Sep-18							14.89	446.58				0.147	
02/13-04-002-29W1/0	Oct-18							6.45	200.02				0.152	
02/13-04-002-29W1/0	Nov-18							0.00	0.00				0.152	
02/13-04-002-29W1/0	Dec-18							1.60	49.50				0.154	
-----			----		-----		-----		-----					
			5		0		0.00		5908.58					Sum
02/13-05-002-29W1/0	Jan-18	10.92	338	0.81	25	3.53	109.48			323.52	0	0.000	0.000	
02/13-05-002-29W1/0	Feb-18	10.09	282	0.54	15	0.00	0.00			0.00	0	0.000	0.000	
02/13-05-002-29W1/0	Mar-18	9.92	308	0.55	17	0.00	0.00			0.00	0	0.000	0.000	
02/13-05-002-29W1/0	Apr-18	10.97	329	0.73	22	44.85	1345.49			4090.1	0	0.000	0.000	
02/13-05-002-29W1/0	May-18	10.79	335	0.83	26	54.11	1677.45			5013.0	0	0.000	0.000	
02/13-05-002-29W1/0	Jun-18	13.54	406	1.28	38	45.32	1359.61			3346.1	0	0.000	0.000	
02/13-05-002-29W1/0	Jul-18	13.13	407	1.24	38	7.40	229.55			564.06	0	0.000	0.000	
02/13-05-002-29W1/0	Aug-18	12.28	381	0.97	30	8.77	271.92			714.58	0	0.000	0.000	
02/13-05-002-29W1/0	Sep-18	12.31	369	0.84	25	14.01	420.24			1138.2	0	0.000	0.000	
02/13-05-002-29W1/0	Oct-18	13.76	426	0.81	25	7.97	247.20			579.68	0	0.000	0.000	

D0/16-05-002-29W1/0
South Pierson Unit 1 Group Production and Injection

@name()	Date	Oil Rate (CD) bbl/d	Monthly Oil Prod bbl	Water Rate (CD) bbl/d	Monthly Water Prod bbl	Gas Rate (CD) Mcf/d	Monthly Gas Prod Mcf	Water Inj Rate (CD) bbl/d	INJ WINJ bbl	Gas Oil Ratio cf/bbl	Water Oil Ratio bbl/bbl	Inst. VRR	Cum VRR Since Prod	
02/13-05-002-29W1/0	Nov-18	15.01	450	1.99	60	8.46	253.91			563.81	0	0.000	0.000	
02/13-05-002-29W1/0	Dec-18	15.14	469	2.02	63	6.16	191.05			406.95	0	0.000	0.000	
-----			----		-----		-----		-----					
			4501		384		6105.91		0.00					Sum
02/13-08-002-29W1/0	Jan-18	1.06	33	0.55	17	6.38	197.76			6046.4	1	0.000	0.000	
02/13-08-002-29W1/0	Feb-18	1.39	39	0.85	24	0.88	24.72			633.90	1	0.000	0.000	
02/13-08-002-29W1/0	Mar-18	1.38	43	0.89	28	0.00	0.00			0.00	1	0.000	0.000	
02/13-08-002-29W1/0	Apr-18	1.20	36	0.80	24	0.00	0.00			0.00	1	0.000	0.000	
02/13-08-002-29W1/0	May-18	1.18	36	0.85	26	0.00	0.00			0.00	1	0.000	0.000	
02/13-08-002-29W1/0	Jun-18	1.17	35	0.86	26	0.00	0.00			0.00	1	0.000	0.000	
02/13-08-002-29W1/0	Jul-18	0.93	29	0.61	19	0.00	0.00			0.00	1	0.000	0.000	
02/13-08-002-29W1/0	Aug-18	0.89	28	0.59	18	1.48	45.91			1658.8	1	0.000	0.000	
02/13-08-002-29W1/0	Sep-18	0.61	18	0.36	11	14.01	420.24			23039.	1	0.000	0.000	
02/13-08-002-29W1/0	Oct-18	0.59	18	0.37	11	9.46	293.11			16069.	1	0.000	0.000	
02/13-08-002-29W1/0	Nov-18	0.87	26	0.61	18	6.00	180.10			6916.5	1	0.000	0.000	
02/13-08-002-29W1/0	Dec-18	0.70	22	0.52	16	3.69	114.42			5288.1	1	0.000	0.000	
-----			----		-----		-----		-----					
			363		238		1276.27		0.00					Sum
02/13-09-002-29W1/0	Jan-18	7.93	246	1.70	53	39.76	1232.48			5011.4	0	0.000	0.000	
02/13-09-002-29W1/0	Feb-18	11.14	312	2.43	68	208.73	5844.58			18734.	0	0.000	0.000	
02/13-09-002-29W1/0	Mar-18	10.79	335	2.43	75	130.55	4047.06			12094.	0	0.000	0.000	
02/13-09-002-29W1/0	Apr-18	10.17	305	2.31	69	0.00	0.00			0.00	0	0.000	0.000	
02/13-09-002-29W1/0	May-18	9.54	296	2.58	80	0.00	0.00			0.00	0	0.000	0.000	
02/13-09-002-29W1/0	Jun-18	8.28	248	2.37	71	0.00	0.00			0.00	0	0.000	0.000	
02/13-09-002-29W1/0	Jul-18	5.94	184	1.83	57	2.51	77.69			421.57	0	0.000	0.000	
02/13-09-002-29W1/0	Aug-18	7.32	227	2.37	74	25.86	801.64			3530.5	0	0.000	0.000	
02/13-09-002-29W1/0	Sep-18	6.37	191	1.97	59	0.00	0.00			0.00	0	0.000	0.000	
02/13-09-002-29W1/0	Oct-18	6.55	203	1.79	55	0.00	0.00			0.00	0	0.000	0.000	
02/13-09-002-29W1/0	Nov-18	5.70	171	1.35	41	1.58	47.32			276.70	0	0.000	0.000	

D0/16-05-002-29W1/0
South Pierson Unit 1 Group Production and Injection

@name()	Date	Oil Rate (CD) bbl/d	Monthly Oil Prod bbl	Water Rate (CD) bbl/d	Monthly Water Prod bbl	Gas Rate (CD) Mcf/d	Monthly Gas Prod Mcf	Water Inj Rate (CD) bbl/d	INJ WINJ bbl	Gas Oil Ratio cf/bbl	Water Oil Ratio bbl/bbl	Inst. VRR	Cum VRR Since Prod	
02/13-09-002-29W1/0	Dec-18	5.58	173	1.46	45	5.14	159.27			920.46	0	0.000	0.000	
-----			----		-----		-----		-----					
			2891		747		12210.04		0.00					Sum
02/13-16-002-29W1/0	Jan-18	1.46	45	1.30	40	1.03	31.78			701.82	1	0.000	0.000	
02/13-16-002-29W1/0	Feb-18	1.62	45	1.28	36	0.00	0.00			0.00	1	0.000	0.000	
02/13-16-002-29W1/0	Mar-18	1.12	35	0.89	28	0.00	0.00			0.00	1	0.000	0.000	
02/13-16-002-29W1/0	Apr-18	1.03	31	0.84	25	0.00	0.00			0.00	1	0.000	0.000	
02/13-16-002-29W1/0	May-18	0.91	28	0.77	24	0.00	0.00			0.00	1	0.000	0.000	
02/13-16-002-29W1/0	Jun-18	0.84	25	0.73	22	0.00	0.00			0.00	1	0.000	0.000	
02/13-16-002-29W1/0	Jul-18	0.85	26	0.71	22	2.96	91.82			3475.7	1	0.000	0.000	
02/13-16-002-29W1/0	Aug-18	1.06	33	0.87	27	1.71	52.97			1619.5	1	0.000	0.000	
02/13-16-002-29W1/0	Sep-18	0.94	28	0.78	23	0.00	0.00			0.00	1	0.000	0.000	
02/13-16-002-29W1/0	Oct-18	0.20	6	0.16	5	0.00	0.00			0.00	1	0.000	0.000	
02/13-16-002-29W1/0	Nov-18	0.00	0	0.00	0	0.00	0.00						0.000	
02/13-16-002-29W1/0	Dec-18	0.00	0	0.00	0	0.00	0.00						0.000	
-----			----		-----		-----		-----					
			303		252		176.57		0.00					Sum
02/13-19-002-29W1/0	Jan-18	7.14	221	76.09	2359	2.62	81.22			366.86	11	0.000	0.000	
02/13-19-002-29W1/0	Feb-18	7.44	208	74.83	2095	0.00	0.00			0.00	10	0.000	0.000	
02/13-19-002-29W1/0	Mar-18	7.79	242	77.73	2410	0.00	0.00			0.00	10	0.000	0.000	
02/13-19-002-29W1/0	Apr-18	8.58	257	76.15	2284	0.00	0.00			0.00	9	0.000	0.000	
02/13-19-002-29W1/0	May-18	7.91	245	83.49	2588	0.00	0.00			0.00	11	0.000	0.000	
02/13-19-002-29W1/0	Jun-18	6.96	209	80.80	2424	0.00	0.00			0.00	12	0.000	0.000	
02/13-19-002-29W1/0	Jul-18	6.25	194	85.22	2642	5.81	180.10			929.69	14	0.000	0.000	
02/13-19-002-29W1/0	Aug-18	6.15	191	84.69	2625	10.02	310.77			1630.6	14	0.000	0.000	
02/13-19-002-29W1/0	Sep-18	5.85	175	77.97	2339	15.42	462.62			2636.2	13	0.000	0.000	
02/13-19-002-29W1/0	Oct-18	6.19	192	79.50	2464	10.37	321.36			1675.1	13	0.000	0.000	
02/13-19-002-29W1/0	Nov-18	5.66	170	72.36	2171	6.83	204.83			1206.1	13	0.000	0.000	
02/13-19-002-29W1/0	Dec-18	4.64	144	70.05	2172	4.76	147.62			1026.6	15	0.000	0.000	

D0/16-05-002-29W1/0
South Pierson Unit 1 Group Production and Injection

@name()	Date	Oil Rate (CD) bbl/d	Monthly Oil Prod bbl	Water Rate (CD) bbl/d	Monthly Water Prod bbl	Gas Rate (CD) Mcf/d	Monthly Gas Prod Mcf	Water Inj Rate (CD) bbl/d	INJ WINJ bbl	Gas Oil Ratio cf/bbl	Water Oil Ratio bbl/bbl	Inst. VRR	Cum VRR Since Prod	
-----			----		-----		-----		-----					
			2448		28573		1708.52		0.00					Sum
02/14-11-002-29W1/0	Jan-18	16.33	506	37.66	1167	29.50	914.65			1806.4	2	0.000	0.000	
02/14-11-002-29W1/0	Feb-18	14.80	414	36.73	1028	0.00	0.00			0.00	2	0.000	0.000	
02/14-11-002-29W1/0	Mar-18	14.71	456	38.12	1182	0.00	0.00			0.00	3	0.000	0.000	
02/14-11-002-29W1/0	Apr-18	16.52	496	41.76	1253	0.00	0.00			0.00	3	0.000	0.000	
02/14-11-002-29W1/0	May-18	21.10	654	55.09	1708	0.00	0.00			0.00	3	0.000	0.000	
02/14-11-002-29W1/0	Jun-18	21.07	632	56.38	1691	0.00	0.00			0.00	3	0.000	0.000	
02/14-11-002-29W1/0	Jul-18	6.03	187	17.10	530	0.00	0.00			0.00	3	0.000	0.000	
02/14-11-002-29W1/0	Aug-18	19.50	604	54.34	1684	0.00	0.00			0.00	3	0.000	0.000	
02/14-11-002-29W1/0	Sep-18	19.16	575	56.96	1709	0.00	0.00			0.00	3	0.000	0.000	
02/14-11-002-29W1/0	Oct-18	16.33	506	46.97	1456	1.25	38.85			76.72	3	0.000	0.000	
-----			----		-----		-----		-----					
			5031		13409		953.50		0.00					Sum
02/14-24-002-29W1/0	Jan-18	0.43	13	0.00	0	0.00	0.00			0.00	0	0.000	0.000	
02/14-24-002-29W1/0	Feb-18	0.65	18	0.00	0	0.00	0.00			0.00	0	0.000	0.000	
02/14-24-002-29W1/0	Mar-18	0.57	18	0.00	0	0.00	0.00			0.00	0	0.000	0.000	
02/14-24-002-29W1/0	Apr-18	0.04	1	0.00	0	0.00	0.00			0.00	0	0.000	0.000	
02/14-24-002-29W1/0	May-18	0.00	0	0.00	0	0.00	0.00						0.000	
02/14-24-002-29W1/0	Jun-18	0.00	0	0.00	0	0.00	0.00						0.000	
02/14-24-002-29W1/0	Jul-18	0.00	0	0.00	0	0.00	0.00						0.000	
-----			----		-----		-----		-----					
			50		0		0.00		0.00					Sum
02/15-08-002-29W1/0	Jan-18	4.16	129	8.10	251	2.28	70.63			547.76	2	0.000	0.000	
02/15-08-002-29W1/0	Feb-18	4.54	127	8.58	240	9.96	278.99			2195.8	2	0.000	0.000	
02/15-08-002-29W1/0	Mar-18	5.03	156	9.98	309	15.95	494.41			3169.5	2	0.000	0.000	
02/15-08-002-29W1/0	Apr-18	4.63	139	10.17	305	30.37	911.12			6554.5	2	0.000	0.000	
02/15-08-002-29W1/0	May-18	4.34	135	10.67	331	29.16	904.06			6716.5	2	0.000	0.000	

D0/16-05-002-29W1/0
South Pierson Unit 1 Group Production and Injection

@name()	Date	Oil Rate (CD) bbl/d	Monthly Oil Prod bbl	Water Rate (CD) bbl/d	Monthly Water Prod bbl	Gas Rate (CD) Mcf/d	Monthly Gas Prod Mcf	Water Inj Rate (CD) bbl/d	INJ WINJ bbl	Gas Oil Ratio cf/bbl	Water Oil Ratio bbl/bbl	Inst. VRR	Cum VRR Since Prod	
02/15-08-002-29W1/0	Jun-18	3.59	108	9.25	277	24.25	727.48			6763.7	3	0.000	0.000	
02/15-08-002-29W1/0	Jul-18	3.04	94	8.52	264	2.96	91.82			973.19	3	0.000	0.000	
02/15-08-002-29W1/0	Aug-18	2.98	92	8.16	253	7.40	229.55			2482.6	3	0.000	0.000	
02/15-08-002-29W1/0	Sep-18	2.87	86	7.61	228	16.83	505.00			5860.4	3	0.000	0.000	
02/15-08-002-29W1/0	Oct-18	2.52	78	4.91	152	6.38	197.76			2535.6	2	0.000	0.000	
02/15-08-002-29W1/0	Nov-18	5.82	175	0.83	25	5.27	158.21			906.10	0	0.000	0.000	
02/15-08-002-29W1/0	Dec-18	7.01	217	0.87	27	3.82	118.30			544.71	0	0.000	0.000	
-----			----		-----		-----		-----					
			1536		2664		4687.32		0.00					Sum
02/15-09-002-29W1/0	Jan-18							13.19	408.84				0.614	
02/15-09-002-29W1/0	Feb-18							51.26	1435.33				0.633	
02/15-09-002-29W1/0	Mar-18							35.47	1099.46				0.647	
02/15-09-002-29W1/0	Apr-18							33.25	997.56				0.660	
02/15-09-002-29W1/0	May-18							33.86	1049.77				0.673	
02/15-09-002-29W1/0	Jun-18							31.37	940.96				0.686	
02/15-09-002-29W1/0	Jul-18							30.49	945.04				0.698	
02/15-09-002-29W1/0	Aug-18							32.77	1015.80				0.711	
02/15-09-002-29W1/0	Sep-18							35.35	1060.46				0.724	
02/15-09-002-29W1/0	Oct-18							32.16	996.93				0.737	
02/15-09-002-29W1/0	Nov-18							0.00	0.00				0.737	
02/15-09-002-29W1/0	Dec-18							23.31	722.70				0.747	
-----			----		-----		-----		-----					
			0		0		0.00		10672.86					Sum
02/15-10-002-29W1/0	Jan-18	3.77	117	0.06	2	6.38	197.76			1690.4	0	0.000	0.000	
02/15-10-002-29W1/0	Feb-18	3.68	103	0.07	2	23.21	649.79			6299.2	0	0.000	0.000	
02/15-10-002-29W1/0	Mar-18	3.65	113	0.06	2	22.44	695.70			6144.8	0	0.000	0.000	
02/15-10-002-29W1/0	Apr-18	3.25	97	0.02	1	5.77	173.04			1774.9	0	0.000	0.000	
02/15-10-002-29W1/0	May-18	3.06	95	0.00	0	0.00	0.00			0.00	0	0.000	0.000	
02/15-10-002-29W1/0	Jun-18	3.02	91	0.00	0	0.00	0.00			0.00	0	0.000	0.000	

D0/16-05-002-29W1/0
South Pierson Unit 1 Group Production and Injection

@name()	Date	Oil Rate (CD) bbl/d	Monthly Oil Prod bbl	Water Rate (CD) bbl/d	Monthly Water Prod bbl	Gas Rate (CD) Mcf/d	Monthly Gas Prod Mcf	Water Inj Rate (CD) bbl/d	INJ WINJ bbl	Gas Oil Ratio cf/bbl	Water Oil Ratio bbl/bbl	Inst. VRR	Cum VRR Since Prod	
02/15-10-002-29W1/0	Jul-18	2.98	92	0.00	0	13.21	409.65			4430.5	0	0.000	0.000	
02/15-10-002-29W1/0	Aug-18	0.69	21	0.00	0	3.65	113.01			5284.3	0	0.000	0.000	
02/15-10-002-29W1/0	Sep-18	2.89	87	0.02	1	14.13	423.78			4882.2	0	0.000	0.000	
02/15-10-002-29W1/0	Oct-18	3.90	121	0.06	2	0.57	17.66			146.21	0	0.000	0.000	
02/15-10-002-29W1/0	Nov-18	3.10	93	0.03	1	2.30	68.86			740.26	0	0.000	0.000	
02/15-10-002-29W1/0	Dec-18	2.46	76	0.00	0	0.00	0.00			0.00	0	0.000	0.000	
-----			----		-----		-----		-----					
			1107		10		2749.25		0.00					Sum
02/15-16-002-29W1/0	Jan-18	1.93	60	0.08	3	2.62	81.22			1359.3	0	0.000	0.000	
02/15-16-002-29W1/0	Feb-18	1.64	46	0.07	2	0.00	0.00			0.00	0	0.000	0.000	
02/15-16-002-29W1/0	Mar-18	1.60	50	0.06	2	0.00	0.00			0.00	0	0.000	0.000	
02/15-16-002-29W1/0	Apr-18	1.17	35	0.06	2	0.00	0.00			0.00	0	0.000	0.000	
02/15-16-002-29W1/0	May-18	0.81	25	0.08	3	0.00	0.00			0.00	0	0.000	0.000	
02/15-16-002-29W1/0	Jun-18	0.44	13	0.04	1	0.00	0.00			0.00	0	0.000	0.000	
02/15-16-002-29W1/0	Jul-18	0.00	0	0.00	0	0.00	0.00						0.000	
-----			----		-----		-----		-----					
			229		12		81.22		0.00					Sum
02/16-05-002-29W1/0	Feb-18	0.00	0	40.25	1127	0.00	0.00					0.000	0.000	
02/16-05-002-29W1/0	Mar-18	5.58	173	395.28	12254	0.00	0.00			0.00	71	0.000	0.000	
02/16-05-002-29W1/0	Apr-18	4.03	121	435.04	13051	0.00	0.00			0.00	108	0.000	0.000	
02/16-05-002-29W1/0	May-18	10.98	340	333.32	10333	0.00	0.00			0.00	30	0.000	0.000	
02/16-05-002-29W1/0	Jun-18	64.28	1928	220.56	6617	0.00	0.00			0.00	3	0.000	0.000	
02/16-05-002-29W1/0	Jul-18	64.03	1985	118.17	3663	6.95	215.42			108.52	2	0.000	0.000	
02/16-05-002-29W1/0	Aug-18	56.32	1746	119.67	3710	9.11	282.52			161.80	2	0.000	0.000	
02/16-05-002-29W1/0	Sep-18	72.17	2165	100.80	3024	5.18	155.38			71.77	1	0.000	0.000	
02/16-05-002-29W1/0	Oct-18	57.70	1789	50.24	1557	34.29	1062.97			594.23	1	0.000	0.000	
02/16-05-002-29W1/0	Nov-18	52.99	1590	21.86	656	10.11	303.35			190.82	0	0.000	0.000	
02/16-05-002-29W1/0	Dec-18	55.61	1724	20.47	634	9.99	309.71			179.66	0	0.000	0.000	
-----			----		-----		-----		-----					

D0/16-05-002-29W1/0
South Pierson Unit 1 Group Production and Injection

@name()	Date	Oil Rate (CD) bbl/d	Monthly Oil Prod bbl	Water Rate (CD) bbl/d	Monthly Water Prod bbl	Gas Rate (CD) Mcf/d	Monthly Gas Prod Mcf	Water Inj Rate (CD) bbl/d	INJ WINJ bbl	Gas Oil Ratio cf/bbl	Water Oil Ratio bbl/bbl	Inst. VRR	Cum VRR Since Prod	
			13561		56627		2329.36		0.00					Sum
02/16-09-002-29W1/0	Jan-18							0.30	9.43				2.384	
02/16-09-002-29W1/0	Feb-18							4.78	133.97				2.389	
02/16-09-002-29W1/0	Mar-18							0.63	19.50				2.390	
02/16-09-002-29W1/0	Apr-18							0.63	18.87				2.390	
02/16-09-002-29W1/0	May-18							0.63	19.50				2.391	
02/16-09-002-29W1/0	Jun-18							3.00	90.01				2.395	
02/16-09-002-29W1/0	Jul-18							0.63	19.50				2.395	
02/16-09-002-29W1/0	Aug-18							0.63	19.50				2.396	
02/16-09-002-29W1/0	Sep-18							0.63	18.87				2.397	
02/16-09-002-29W1/0	Oct-18							0.63	19.50				2.397	
02/16-09-002-29W1/0	Nov-18							0.00	0.00				2.397	
02/16-09-002-29W1/0	Dec-18							0.63	19.50				2.398	
-----			----		-----		-----		-----					
			0		0		0.00		388.14					Sum
02/16-11-002-29W1/0	Jan-18	14.77	458	3.88	120	1.59	49.44			107.97	0	0.000	0.000	
02/16-11-002-29W1/0	Feb-18	12.18	341	3.62	101	0.00	0.00			0.00	0	0.000	0.000	
02/16-11-002-29W1/0	Mar-18	13.35	414	4.91	152	0.00	0.00			0.00	0	0.000	0.000	
02/16-11-002-29W1/0	Apr-18	12.31	369	4.65	140	0.00	0.00			0.00	0	0.000	0.000	
02/16-11-002-29W1/0	May-18	11.85	367	4.89	152	0.00	0.00			0.00	0	0.000	0.000	
02/16-11-002-29W1/0	Jun-18	10.48	314	3.84	115	0.00	0.00			0.00	0	0.000	0.000	
02/16-11-002-29W1/0	Jul-18	8.54	265	3.45	107	5.13	158.92			600.13	0	0.000	0.000	
02/16-11-002-29W1/0	Aug-18	8.64	268	3.45	107	7.97	247.20			922.58	0	0.000	0.000	
02/16-11-002-29W1/0	Sep-18	8.37	251	3.59	108	9.42	282.52			1125.7	0	0.000	0.000	
02/16-11-002-29W1/0	Oct-18	6.27	194	3.49	108	0.91	28.25			145.36	1	0.000	0.000	
02/16-11-002-29W1/0	Nov-18	5.92	177	2.86	86	3.31	99.23			559.07	0	0.000	0.000	
02/16-11-002-29W1/0	Dec-18	5.78	179	2.47	77	1.88	58.27			324.94	0	0.000	0.000	
-----			----		-----		-----		-----					
			3599		1372		923.83		0.00					Sum

D0/16-05-002-29W1/0
South Pierson Unit 1 Group Production and Injection

@name()	Date	Oil Rate (CD) bbl/d	Monthly Oil Prod bbl	Water Rate (CD) bbl/d	Monthly Water Prod bbl	Gas Rate (CD) Mcf/d	Monthly Gas Prod Mcf	Water Inj Rate (CD) bbl/d	INJ WINJ bbl	Gas Oil Ratio cf/bbl	Water Oil Ratio bbl/bbl	Inst. VRR	Cum VRR Since Prod	
02/16-24-002-29W1/0	Jan-18	1.97	61	105.00	3255	0.57	17.66			289.41	53	0.000	0.000	
02/16-24-002-29W1/0	Feb-18	2.99	84	99.94	2798	0.00	0.00			0.00	33	0.000	0.000	
02/16-24-002-29W1/0	Mar-18	2.92	91	92.32	2862	0.00	0.00			0.00	32	0.000	0.000	
02/16-24-002-29W1/0	Apr-18	2.18	65	93.13	2794	0.00	0.00			0.00	43	0.000	0.000	
02/16-24-002-29W1/0	May-18	2.09	65	99.46	3083	0.00	0.00			0.00	48	0.000	0.000	
02/16-24-002-29W1/0	Jun-18	2.20	66	113.97	3419	0.00	0.00			0.00	52	0.000	0.000	
02/16-24-002-29W1/0	Jul-18	2.29	71	104.37	3235	3.42	105.94			1490.6	46	0.000	0.000	
02/16-24-002-29W1/0	Aug-18	2.39	74	90.88	2817	1.37	42.38			570.97	38	0.000	0.000	
02/16-24-002-29W1/0	Sep-18	2.24	67	81.29	2439	0.00	0.00			0.00	36	0.000	0.000	
02/16-24-002-29W1/0	Oct-18	2.25	70	121.07	3753	0.00	0.00			0.00	54	0.000	0.000	
02/16-24-002-29W1/0	Nov-18	2.03	61	95.49	2865	0.84	25.07			412.24	47	0.000	0.000	
02/16-24-002-29W1/0	Dec-18	1.89	59	87.44	2711	1.47	45.56			777.13	46	0.000	0.000	
-----			----		-----		-----		-----					
			833		36031		236.61		0.00					Sum
03/02-09-002-29W1/0	Jan-18	60.30	1869	68.36	2119	6.61	204.83			109.57	1	0.000	0.000	
03/02-09-002-29W1/0	Feb-18	62.36	1746	73.25	2051	0.00	0.00			0.00	1	0.000	0.000	
03/02-09-002-29W1/0	Mar-18	61.05	1893	90.43	2803	2.85	88.29			46.65	1	0.000	0.000	
03/02-09-002-29W1/0	Apr-18	32.46	974	41.51	1245	42.02	1260.73			1294.8	1	0.000	0.000	
03/02-09-002-29W1/0	May-18	35.77	1109	189.18	5865	52.17	1617.41			1458.5	5	0.000	0.000	
03/02-09-002-29W1/0	Jun-18	28.01	840	149.32	4480	160.92	4827.51			5744.8	5	0.000	0.000	
03/02-09-002-29W1/0	Jul-18	16.84	522	93.62	2902	29.16	904.06			1731.7	6	0.000	0.000	
03/02-09-002-29W1/0	Aug-18	17.29	536	94.18	2920	30.53	946.43			1766.0	5	0.000	0.000	
03/02-09-002-29W1/0	Sep-18	23.65	709	132.57	3977	58.62	1758.67			2478.7	6	0.000	0.000	
03/02-09-002-29W1/0	Oct-18	15.79	489	107.78	3341	15.61	483.81			988.69	7	0.000	0.000	
03/02-09-002-29W1/0	Nov-18	15.89	477	131.22	3937	9.26	277.93			583.02	8	0.000	0.000	
03/02-09-002-29W1/0	Dec-18	17.32	537	155.42	4818	4.76	147.62			274.91	9	0.000	0.000	
-----			----		-----		-----		-----					
			11701		40458		12517.28		0.00					Sum

D0/16-05-002-29W1/0
South Pierson Unit 1 Group Production and Injection

@name()	Date	Oil Rate (CD) bbl/d	Monthly Oil Prod bbl	Water Rate (CD) bbl/d	Monthly Water Prod bbl	Gas Rate (CD) Mcf/d	Monthly Gas Prod Mcf	Water Inj Rate (CD) bbl/d	INJ WINJ bbl	Gas Oil Ratio cf/bbl	Water Oil Ratio bbl/bbl	Inst. VRR	Cum VRR Since Prod	
03/03-08-002-29W1/0	Jan-18	99.07	3071	63.67	1974	6.15	190.70			62.09	1	0.000	0.000	
03/03-08-002-29W1/0	Feb-18	120.83	3383	73.10	2047	0.00	0.00			0.00	1	0.000	0.000	
03/03-08-002-29W1/0	Mar-18	110.44	3424	66.39	2058	0.00	0.00			0.00	1	0.000	0.000	
03/03-08-002-29W1/0	Apr-18	76.88	2306	40.00	1200	0.00	0.00			0.00	1	0.000	0.000	
03/03-08-002-29W1/0	May-18	70.43	2183	40.48	1255	0.00	0.00			0.00	1	0.000	0.000	
03/03-08-002-29W1/0	Jun-18	61.77	1853	34.95	1049	0.00	0.00			0.00	1	0.000	0.000	
03/03-08-002-29W1/0	Jul-18	53.14	1647	31.96	991	11.16	346.08			210.09	1	0.000	0.000	
03/03-08-002-29W1/0	Aug-18	45.29	1404	24.55	761	1.71	52.97			37.73	1	0.000	0.000	
03/03-08-002-29W1/0	Sep-18	36.40	1092	19.65	589	0.00	0.00			0.00	1	0.000	0.000	
03/03-08-002-29W1/0	Oct-18	35.95	1115	17.43	540	40.67	1260.73			1131.1	0	0.000	0.000	
03/03-08-002-29W1/0	Nov-18	43.20	1296	14.54	436	0.00	0.00			0.00	0	0.000	0.000	
03/03-08-002-29W1/0	Dec-18	42.43	1315	14.14	438	3.57	110.53			84.04	0	0.000	0.000	
-----			----		-----		-----		-----					
			24090		13338		1961.02		0.00					Sum
03/03-16-002-29W1/0	Jan-18	1.40	43	0.14	4	6.61	204.83	7.63	236.50	4719.5	0	0.601	0.002	
03/03-16-002-29W1/0	Feb-18	0.00	0	0.00	0	0.00	0.00	26.39	739.05				0.006	
03/03-16-002-29W1/0	Mar-18							58.41	1810.84				0.018	
03/03-16-002-29W1/0	Apr-18							76.95	2308.36				0.033	
03/03-16-002-29W1/0	May-18							80.75	2503.34				0.050	
03/03-16-002-29W1/0	Jun-18							69.06	2071.86				0.063	
03/03-16-002-29W1/0	Jul-18							61.34	1901.41				0.076	
03/03-16-002-29W1/0	Aug-18							45.73	1417.72				0.085	
03/03-16-002-29W1/0	Sep-18							83.21	2496.42				0.101	
03/03-16-002-29W1/0	Oct-18							107.56	3334.23				0.123	
03/03-16-002-29W1/0	Nov-18							0.00	0.00				0.123	
03/03-16-002-29W1/0	Dec-18							53.36	1654.22				0.134	
-----			----		-----		-----		-----					
			43		4		204.83		20473.95					Sum
03/04-10-002-29W1/0	Jan-18	16.84	522	5.76	179	10.82	335.49			642.63	0	0.000	0.000	

D0/16-05-002-29W1/0
South Pierson Unit 1 Group Production and Injection

@name()	Date	Oil Rate (CD) bbl/d	Monthly Oil Prod bbl	Water Rate (CD) bbl/d	Monthly Water Prod bbl	Gas Rate (CD) Mcf/d	Monthly Gas Prod Mcf	Water Inj Rate (CD) bbl/d	INJ WINJ bbl	Gas Oil Ratio cf/bbl	Water Oil Ratio bbl/bbl	Inst. VRR	Cum VRR Since Prod	
03/04-10-002-29W1/0	Feb-18	16.06	450	5.71	160	0.00	0.00			0.00	0	0.000	0.000	
03/04-10-002-29W1/0	Mar-18	14.61	453	5.01	155	0.00	0.00			0.00	0	0.000	0.000	
03/04-10-002-29W1/0	Apr-18	19.31	579	6.58	197	0.00	0.00			0.00	0	0.000	0.000	
03/04-10-002-29W1/0	May-18	16.07	498	6.01	186	0.00	0.00			0.00	0	0.000	0.000	
03/04-10-002-29W1/0	Jun-18	14.24	427	5.20	156	0.00	0.00			0.00	0	0.000	0.000	
03/04-10-002-29W1/0	Jul-18	14.20	440	5.82	181	9.46	293.11			665.73	0	0.000	0.000	
03/04-10-002-29W1/0	Aug-18	14.91	462	6.25	194	19.94	618.01			1336.8	0	0.000	0.000	
03/04-10-002-29W1/0	Sep-18	14.70	441	5.98	179	0.00	0.00			0.00	0	0.000	0.000	
03/04-10-002-29W1/0	Oct-18	13.76	426	5.88	182	11.62	360.21			844.67	0	0.000	0.000	
03/04-10-002-29W1/0	Nov-18	12.02	360	4.82	145	17.26	517.71			1436.2	0	0.000	0.000	
03/04-10-002-29W1/0	Dec-18	12.79	397	4.81	149	12.37	383.52			966.93	0	0.000	0.000	
-----			----		-----		-----		-----					
			5456		2063		2508.05		0.00					Sum
03/04-23-002-29W1/0	Jan-18	34.13	1058	413.63	12822	0.00	0.00			0.00	12	0.000	0.000	
03/04-23-002-29W1/0	Feb-18	31.63	886	405.94	11366	0.00	0.00			0.00	13	0.000	0.000	
03/04-23-002-29W1/0	Mar-18	31.33	971	410.70	12732	0.00	0.00			0.00	13	0.000	0.000	
03/04-23-002-29W1/0	Apr-18	33.38	1001	395.31	11859	0.00	0.00			0.00	12	0.000	0.000	
03/04-23-002-29W1/0	May-18	35.26	1093	374.71	11616	0.00	0.00			0.00	11	0.000	0.000	
03/04-23-002-29W1/0	Jun-18	34.95	1049	361.33	10840	0.00	0.00			0.00	10	0.000	0.000	
03/04-23-002-29W1/0	Jul-18	23.78	737	260.97	8090	23.69	734.54			996.45	11	0.000	0.000	
03/04-23-002-29W1/0	Aug-18	26.80	831	288.44	8942	69.49	2154.19			2592.6	11	0.000	0.000	
03/04-23-002-29W1/0	Sep-18	35.75	1072	355.60	10668	44.50	1334.89			1244.7	10	0.000	0.000	
03/04-23-002-29W1/0	Oct-18	37.35	1158	354.44	10988	0.34	10.59			9.15	9	0.000	0.000	
03/04-23-002-29W1/0	Nov-18	32.86	986	328.72	9862	0.00	0.00			0.00	10	0.000	0.000	
03/04-23-002-29W1/0	Dec-18	33.69	1044	339.63	10528	1.18	36.73			35.17	10	0.000	0.000	
-----			----		-----		-----		-----					
			11886		130313		4270.96		0.00					Sum
03/05-15-002-29W1/0	Jan-18	0.67	21	0.06	2	3.65	113.01			5444.4	0	0.000	0.000	
03/05-15-002-29W1/0	Feb-18	1.01	28	0.11	3	20.68	579.16			20462.	0	0.000	0.000	

D0/16-05-002-29W1/0
South Pierson Unit 1 Group Production and Injection

@name()	Date	Oil Rate (CD) bbl/d	Monthly Oil Prod bbl	Water Rate (CD) bbl/d	Monthly Water Prod bbl	Gas Rate (CD) Mcf/d	Monthly Gas Prod Mcf	Water Inj Rate (CD) bbl/d	INJ WINJ bbl	Gas Oil Ratio cf/bbl	Water Oil Ratio bbl/bbl	Inst. VRR	Cum VRR Since Prod	
03/05-15-002-29W1/0	Mar-18	0.97	30	0.08	3	8.66	268.39			8889.7	0	0.000	0.000	
03/05-15-002-29W1/0	Apr-18	0.75	23	0.06	2	0.00	0.00			0.00	0	0.000	0.000	
03/05-15-002-29W1/0	May-18	0.79	25	0.08	3	0.00	0.00			0.00	0	0.000	0.000	
03/05-15-002-29W1/0	Jun-18	0.63	19	0.06	2	0.00	0.00			0.00	0	0.000	0.000	
03/05-15-002-29W1/0	Jul-18	0.45	14	0.08	3	4.21	130.66			9442.7	0	0.000	0.000	
03/05-15-002-29W1/0	Aug-18	1.99	62	0.20	6	0.57	17.66			286.46	0	0.000	0.000	
03/05-15-002-29W1/0	Sep-18	1.82	55	0.15	4	0.00	0.00			0.00	0	0.000	0.000	
03/05-15-002-29W1/0	Oct-18	2.19	68	0.20	6	7.97	247.20			3639.0	0	0.000	0.000	
03/05-15-002-29W1/0	Nov-18	2.08	62	0.18	6	9.43	282.87			4538.1	0	0.000	0.000	
03/05-15-002-29W1/0	Dec-18	1.20	37	0.09	3	5.23	162.09			4367.9	0	0.000	0.000	
-----			----		-----		-----		-----					
			443		42		1801.05		0.00					Sum
03/06-08-002-29W1/0	Jan-18	71.81	2226	88.48	2743	14.70	455.56			204.66	1	0.000	0.000	
03/06-08-002-29W1/0	Feb-18	35.45	993	43.98	1232	0.00	0.00			0.00	1	0.000	0.000	
03/06-08-002-29W1/0	Mar-18	28.75	891	236.48	7331	0.00	0.00			0.00	8	0.000	0.000	
03/06-08-002-29W1/0	Apr-18	77.22	2317	208.84	6265	0.00	0.00			0.00	3	0.000	0.000	
03/06-08-002-29W1/0	May-18	58.41	1811	124.44	3858	0.00	0.00			0.00	2	0.000	0.000	
03/06-08-002-29W1/0	Jun-18	59.00	1770	115.31	3459	0.00	0.00			0.00	2	0.000	0.000	
03/06-08-002-29W1/0	Jul-18	43.22	1340	90.98	2820	2.51	77.69			57.99	2	0.000	0.000	
03/06-08-002-29W1/0	Aug-18	28.97	898	95.46	2959	0.57	17.66			19.66	3	0.000	0.000	
03/06-08-002-29W1/0	Sep-18	24.70	741	83.91	2517	0.00	0.00			0.00	3	0.000	0.000	
03/06-08-002-29W1/0	Oct-18	24.57	762	48.19	1494	22.90	709.82			931.90	2	0.000	0.000	
03/06-08-002-29W1/0	Nov-18	29.07	872	52.32	1570	38.85	1165.38			1336.5	2	0.000	0.000	
03/06-08-002-29W1/0	Dec-18	25.76	799	47.73	1479	33.74	1046.02			1309.6	2	0.000	0.000	
-----			----		-----		-----		-----					
			15418		37727		3472.14		0.00					Sum
03/06-15-002-29W1/0	Jan-18	10.49	325	3.65	113	1.25	38.85			119.46	0	0.000	0.000	
03/06-15-002-29W1/0	Feb-18	9.70	272	3.71	104	0.00	0.00			0.00	0	0.000	0.000	
03/06-15-002-29W1/0	Mar-18	9.80	304	3.73	116	0.00	0.00			0.00	0	0.000	0.000	

D0/16-05-002-29W1/0
South Pierson Unit 1 Group Production and Injection

@name()	Date	Oil Rate (CD) bbl/d	Monthly Oil Prod bbl	Water Rate (CD) bbl/d	Monthly Water Prod bbl	Gas Rate (CD) Mcf/d	Monthly Gas Prod Mcf	Water Inj Rate (CD) bbl/d	INJ WINJ bbl	Gas Oil Ratio cf/bbl	Water Oil Ratio bbl/bbl	Inst. VRR	Cum VRR Since Prod	
03/06-15-002-29W1/0	Apr-18	8.72	262	3.84	115	11.54	346.08			1322.6	0	0.000	0.000	
03/06-15-002-29W1/0	May-18	8.66	269	4.59	142	62.31	1931.71			7192.4	1	0.000	0.000	
03/06-15-002-29W1/0	Jun-18	7.44	223	3.50	105	33.20	995.87			4460.0	0	0.000	0.000	
03/06-15-002-29W1/0	Jul-18	6.21	192	2.54	79	9.46	293.11			1522.9	0	0.000	0.000	
03/06-15-002-29W1/0	Aug-18	6.09	189	2.31	72	12.19	377.87			2002.5	0	0.000	0.000	
03/06-15-002-29W1/0	Sep-18	6.27	188	2.20	66	19.66	589.75			3135.9	0	0.000	0.000	
03/06-15-002-29W1/0	Oct-18	6.47	201	2.29	71	16.52	512.06			2552.0	0	0.000	0.000	
03/06-15-002-29W1/0	Nov-18	6.14	184	1.69	51	9.31	279.34			1516.2	0	0.000	0.000	
03/06-15-002-29W1/0	Dec-18	6.17	191	1.70	53	6.65	206.24			1078.2	0	0.000	0.000	
-----			----		-----		-----		-----					
			2800		1086		5570.89		0.00					Sum
03/06-20-002-29W1/0	Jan-18	23.11	716	65.88	2042	33.15	1027.66			1434.4	3	0.000	0.000	
03/06-20-002-29W1/0	Feb-18	22.28	624	64.83	1815	0.00	0.00			0.00	3	0.000	0.000	
03/06-20-002-29W1/0	Mar-18	21.18	657	67.99	2108	5.81	180.10			274.28	3	0.000	0.000	
03/06-20-002-29W1/0	Apr-18	21.01	630	68.52	2056	10.12	303.71			481.89	3	0.000	0.000	
03/06-20-002-29W1/0	May-18	20.55	637	68.98	2139	0.00	0.00			0.00	3	0.000	0.000	
03/06-20-002-29W1/0	Jun-18	19.46	584	66.82	2005	0.00	0.00			0.00	3	0.000	0.000	
03/06-20-002-29W1/0	Jul-18	20.41	633	67.58	2095	4.67	144.79			228.83	3	0.000	0.000	
03/06-20-002-29W1/0	Aug-18	20.59	638	66.71	2068	6.27	194.23			304.24	3	0.000	0.000	
03/06-20-002-29W1/0	Sep-18	15.14	454	47.30	1419	0.00	0.00			0.00	3	0.000	0.000	
03/06-20-002-29W1/0	Oct-18	8.24	255	23.60	732	5.81	180.10			705.28	3	0.000	0.000	
03/06-20-002-29W1/0	Nov-18	6.52	196	35.58	1067	6.31	189.29			967.66	5	0.000	0.000	
03/06-20-002-29W1/0	Dec-18	3.46	107	20.79	645	4.76	147.62			1376.4	6	0.000	0.000	
-----			----		-----		-----		-----					
			6132		20189		2367.49		0.00					Sum
03/08-14-002-29W1/0	Jan-18	24.39	756	54.52	1690	0.00	0.00			0.00	2	0.000	0.000	
03/08-14-002-29W1/0	Feb-18	23.12	647	52.18	1461	20.68	579.16			894.84	2	0.000	0.000	
03/08-14-002-29W1/0	Mar-18	20.29	629	54.66	1694	9.46	293.11			466.01	3	0.000	0.000	
03/08-14-002-29W1/0	Apr-18	19.62	589	54.99	1650	0.00	0.00			0.00	3	0.000	0.000	

D0/16-05-002-29W1/0
South Pierson Unit 1 Group Production and Injection

@name()	Date	Oil Rate (CD) bbl/d	Monthly Oil Prod bbl	Water Rate (CD) bbl/d	Monthly Water Prod bbl	Gas Rate (CD) Mcf/d	Monthly Gas Prod Mcf	Water Inj Rate (CD) bbl/d	INJ WINJ bbl	Gas Oil Ratio cf/bbl	Water Oil Ratio bbl/bbl	Inst. VRR	Cum VRR Since Prod	
03/08-14-002-29W1/0	May-18	19.01	589	57.62	1786	0.00	0.00			0.00	3	0.000	0.000	
03/08-14-002-29W1/0	Jun-18	17.15	515	50.63	1519	0.00	0.00			0.00	3	0.000	0.000	
03/08-14-002-29W1/0	Jul-18	17.23	534	54.01	1674	0.00	0.00			0.00	3	0.000	0.000	
03/08-14-002-29W1/0	Aug-18	17.35	538	53.38	1655	0.00	0.00			0.00	3	0.000	0.000	
03/08-14-002-29W1/0	Sep-18	16.12	484	47.97	1439	0.00	0.00			0.00	3	0.000	0.000	
03/08-14-002-29W1/0	Oct-18	16.96	526	43.44	1347	15.95	494.41			940.24	3	0.000	0.000	
03/08-14-002-29W1/0	Nov-18	16.56	497	34.73	1042	12.64	379.28			763.49	2	0.000	0.000	
03/08-14-002-29W1/0	Dec-18	16.38	508	34.79	1078	4.76	147.62			290.78	2	0.000	0.000	
-----			----		-----		-----		-----					
			6811		18036		1893.57		0.00					Sum
03/08-30-002-29W1/0	Jan-18	5.68	176	45.14	1399	0.00	0.00			0.00	8	0.000	0.000	
03/08-30-002-29W1/0	Feb-18	5.32	149	41.31	1157	0.00	0.00			0.00	8	0.000	0.000	
03/08-30-002-29W1/0	Mar-18	5.13	159	38.81	1203	0.00	0.00			0.00	8	0.000	0.000	
03/08-30-002-29W1/0	Apr-18	5.43	163	36.75	1103	0.00	0.00			0.00	7	0.000	0.000	
03/08-30-002-29W1/0	May-18	5.30	164	44.78	1388	0.00	0.00			0.00	8	0.000	0.000	
03/08-30-002-29W1/0	Jun-18	4.99	150	45.20	1356	0.00	0.00			0.00	9	0.000	0.000	
03/08-30-002-29W1/0	Jul-18	4.77	148	46.85	1452	13.44	416.71			2819.2	10	0.000	0.000	
03/08-30-002-29W1/0	Aug-18	4.04	125	38.81	1203	15.38	476.75			3808.8	10	0.000	0.000	
03/08-30-002-29W1/0	Sep-18	3.56	107	33.08	993	14.01	420.24			3930.2	9	0.000	0.000	
03/08-30-002-29W1/0	Oct-18	3.51	109	34.55	1071	11.96	370.80			3407.7	10	0.000	0.000	
03/08-30-002-29W1/0	Nov-18	4.80	144	26.94	808	8.66	259.92			1804.5	6	0.000	0.000	
03/08-30-002-29W1/0	Dec-18	6.16	191	27.20	843	6.22	192.82			1010.0	4	0.000	0.000	
-----			----		-----		-----		-----					
			1785		13977		2137.24		0.00					Sum
03/11-08-002-29W1/0	Jan-18	2.11	65	2.88	89	1.82	56.50			863.78	1	0.000	0.000	
03/11-08-002-29W1/0	Feb-18	2.61	73	3.37	94	0.00	0.00			0.00	1	0.000	0.000	
03/11-08-002-29W1/0	Mar-18	2.64	82	3.14	97	0.00	0.00			0.00	1	0.000	0.000	
03/11-08-002-29W1/0	Apr-18	2.26	68	2.79	84	48.50	1454.96			21418.	1	0.000	0.000	
03/11-08-002-29W1/0	May-18	2.13	66	2.88	89	46.02	1426.71			21602.	1	0.000	0.000	

D0/16-05-002-29W1/0
South Pierson Unit 1 Group Production and Injection

@name()	Date	Oil Rate (CD) bbl/d	Monthly Oil Prod bbl	Water Rate (CD) bbl/d	Monthly Water Prod bbl	Gas Rate (CD) Mcf/d	Monthly Gas Prod Mcf	Water Inj Rate (CD) bbl/d	INJ WINJ bbl	Gas Oil Ratio cf/bbl	Water Oil Ratio bbl/bbl	Inst. VRR	Cum VRR Since Prod	
03/11-08-002-29W1/0	Jun-18	1.76	53	2.54	76	33.90	1017.06			19250.	1	0.000	0.000	
03/11-08-002-29W1/0	Jul-18	1.16	36	1.83	57	6.27	194.23			5417.5	2	0.000	0.000	
03/11-08-002-29W1/0	Aug-18	0.87	27	1.42	44	6.04	187.17			6920.3	2	0.000	0.000	
03/11-08-002-29W1/0	Sep-18	1.13	34	1.80	54	14.13	423.78			12476.	2	0.000	0.000	
03/11-08-002-29W1/0	Oct-18	0.81	25	1.24	38	8.89	275.45			10948.	2	0.000	0.000	
03/11-08-002-29W1/0	Nov-18	0.56	17	0.68	20	2.65	79.46			4713.7	1	0.000	0.000	
03/11-08-002-29W1/0	Dec-18	0.57	18	0.61	19	3.16	97.82			5574.3	1	0.000	0.000	
-----			----		-----		-----		-----					
			563		763		5213.15		0.00					Sum
03/13-09-002-29W1/0	Feb-18	26.30	737	60.29	1688	0.00	0.00			0.00	2	0.000	0.000	
03/13-09-002-29W1/0	Mar-18	95.75	2968	173.48	5378	0.00	0.00			0.00	2	0.000	0.000	
03/13-09-002-29W1/0	Apr-18	94.45	2834	171.48	5144	0.00	0.00			0.00	2	0.000	0.000	
03/13-09-002-29W1/0	May-18	96.42	2989	185.77	5759	0.00	0.00			0.00	2	0.000	0.000	
03/13-09-002-29W1/0	Jun-18	95.65	2869	179.24	5377	0.00	0.00			0.00	2	0.000	0.000	
03/13-09-002-29W1/0	Jul-18	92.38	2864	186.48	5781	11.39	353.15			123.32	2	0.000	0.000	
03/13-09-002-29W1/0	Aug-18	86.56	2683	184.29	5713	0.57	17.66			6.58	2	0.000	0.000	
03/13-09-002-29W1/0	Sep-18	77.95	2339	183.66	5510	0.00	0.00			0.00	2	0.000	0.000	
03/13-09-002-29W1/0	Oct-18	116.02	3597	126.30	3915	0.00	0.00			0.00	1	0.000	0.000	
03/13-09-002-29W1/0	Nov-18	151.11	4533	97.83	2935	0.00	0.00			0.00	1	0.000	0.000	
03/13-09-002-29W1/0	Dec-18	144.64	4484	98.72	3060	0.00	0.00			0.00	1	0.000	0.000	
-----			----		-----		-----		-----					
			32896		50261		370.80		0.00					Sum
03/13-19-002-29W1/0	Jan-18	26.84	832	42.39	1314	20.28	628.60			755.40	2	0.000	0.000	
03/13-19-002-29W1/0	Feb-18	22.24	623	35.45	993	17.41	487.34			782.64	2	0.000	0.000	
03/13-19-002-29W1/0	Mar-18	21.08	654	40.52	1256	8.77	271.92			416.10	2	0.000	0.000	
03/13-19-002-29W1/0	Apr-18	21.01	630	43.88	1316	0.00	0.00			0.00	2	0.000	0.000	
03/13-19-002-29W1/0	May-18	20.41	633	48.51	1504	0.00	0.00			0.00	2	0.000	0.000	
03/13-19-002-29W1/0	Jun-18	19.75	592	43.40	1302	0.00	0.00			0.00	2	0.000	0.000	
03/13-19-002-29W1/0	Jul-18	18.04	559	40.86	1267	3.76	116.54			208.42	2	0.000	0.000	

D0/16-05-002-29W1/0
South Pierson Unit 1 Group Production and Injection

@name()	Date	Oil Rate (CD) bbl/d	Monthly Oil Prod bbl	Water Rate (CD) bbl/d	Monthly Water Prod bbl	Gas Rate (CD) Mcf/d	Monthly Gas Prod Mcf	Water Inj Rate (CD) bbl/d	INJ WINJ bbl	Gas Oil Ratio cf/bbl	Water Oil Ratio bbl/bbl	Inst. VRR	Cum VRR Since Prod	
03/13-19-002-29W1/0	Aug-18	12.50	387	25.00	775	1.37	42.38			109.38	2	0.000	0.000	
03/13-19-002-29W1/0	Sep-18	9.87	296	18.58	557	0.00	0.00			0.00	2	0.000	0.000	
03/13-19-002-29W1/0	Oct-18	10.19	316	18.48	573	0.00	0.00			0.00	2	0.000	0.000	
03/13-19-002-29W1/0	Nov-18	14.29	429	8.25	248	7.09	212.59			496.03	1	0.000	0.000	
03/13-19-002-29W1/0	Dec-18	15.15	470	8.22	255	5.23	162.09			345.09	1	0.000	0.000	
-----			----		-----		-----		-----					
			6421		11359		1921.47		0.00					Sum
03/15-09-002-29W1/0	Jan-18	64.10	1987	7.49	232	5.58	173.04			87.09	0	0.000	0.000	
03/15-09-002-29W1/0	Feb-18	72.06	2018	9.05	253	0.00	0.00			0.00	0	0.000	0.000	
03/15-09-002-29W1/0	Mar-18	66.14	2050	12.46	386	0.00	0.00			0.00	0	0.000	0.000	
03/15-09-002-29W1/0	Apr-18	81.89	2457	25.16	755	0.00	0.00			0.00	0	0.000	0.000	
03/15-09-002-29W1/0	May-18	84.28	2613	23.92	742	0.00	0.00			0.00	0	0.000	0.000	
03/15-09-002-29W1/0	Jun-18	88.98	2669	19.41	582	0.00	0.00			0.00	0	0.000	0.000	
03/15-09-002-29W1/0	Jul-18	56.51	1752	8.99	279	9.46	293.11			167.33	0	0.000	0.000	
03/15-09-002-29W1/0	Aug-18	62.86	1949	9.29	288	9.11	282.52			144.99	0	0.000	0.000	
03/15-09-002-29W1/0	Sep-18	92.38	2771	15.64	469	22.95	688.64			248.49	0	0.000	0.000	
03/15-09-002-29W1/0	Oct-18	88.08	2730	13.98	433	7.06	218.95			80.19	0	0.000	0.000	
03/15-09-002-29W1/0	Nov-18	78.05	2342	12.30	369	3.73	111.95			47.81	0	0.000	0.000	
03/15-09-002-29W1/0	Dec-18	73.94	2292	14.07	436	7.59	235.20			102.61	0	0.000	0.000	
-----			----		-----		-----		-----					
			27630		5225		2003.40		0.00					Sum
03/15-16-002-29W1/0	Jan-18							0.75	23.27				7.974	
03/15-16-002-29W1/0	Feb-18							0.63	17.61				7.978	
03/15-16-002-29W1/0	Mar-18							0.63	19.50				7.981	
03/15-16-002-29W1/0	Apr-18							0.63	18.87				7.985	
03/15-16-002-29W1/0	May-18							0.63	19.50				7.988	
03/15-16-002-29W1/0	Jun-18							0.63	18.87				7.992	
03/15-16-002-29W1/0	Jul-18							0.63	19.50				7.995	
03/15-16-002-29W1/0	Aug-18							0.63	19.50				7.999	

D0/16-05-002-29W1/0
South Pierson Unit 1 Group Production and Injection

@name()	Date	Oil Rate (CD) bbl/d	Monthly Oil Prod bbl	Water Rate (CD) bbl/d	Monthly Water Prod bbl	Gas Rate (CD) Mcf/d	Monthly Gas Prod Mcf	Water Inj Rate (CD) bbl/d	INJ WINJ bbl	Gas Oil Ratio cf/bbl	Water Oil Ratio bbl/bbl	Inst. VRR	Cum VRR Since Prod	
03/15-16-002-29W1/0	Sep-18							0.42	12.58				8.001	
03/15-16-002-29W1/0	Oct-18							1.52	47.17				8.010	
03/15-16-002-29W1/0	Nov-18							0.00	0.00				8.010	
03/15-16-002-29W1/0	Dec-18							0.63	19.50				8.014	
-----			----		-----		-----		-----					
			0		0		0.00		235.87					Sum
03/16-09-002-29W1/0	Jan-18							6.61	205.05				8.629	
03/16-09-002-29W1/0	Feb-18							21.57	603.82				8.696	
03/16-09-002-29W1/0	Mar-18							19.36	600.05				8.762	
03/16-09-002-29W1/0	Apr-18							17.30	518.91				8.820	
03/16-09-002-29W1/0	May-18							19.21	595.52				8.886	
03/16-09-002-29W1/0	Jun-18							17.18	515.32				8.943	
03/16-09-002-29W1/0	Jul-18							16.22	502.68				8.999	
03/16-09-002-29W1/0	Aug-18							25.67	795.66				9.087	
03/16-09-002-29W1/0	Sep-18							15.56	466.70				9.139	
03/16-09-002-29W1/0	Oct-18							9.80	303.80				9.173	
03/16-09-002-29W1/0	Nov-18							0.00	0.00				9.173	
03/16-09-002-29W1/0	Dec-18							5.57	172.53				9.192	
-----			----		-----		-----		-----					
			0		0		0.00		5280.04					Sum
04/05-09-002-29W1/0	Jan-18	50.01	1550	13.19	409	1.03	31.78			20.50	0	0.000	0.000	
04/05-09-002-29W1/0	Feb-18	38.41	1076	12.29	344	0.00	0.00			0.00	0	0.000	0.000	
04/05-09-002-29W1/0	Mar-18	50.83	1576	20.88	647	0.00	0.00			0.00	0	0.000	0.000	
04/05-09-002-29W1/0	Apr-18	46.08	1382	19.12	574	0.00	0.00			0.00	0	0.000	0.000	
04/05-09-002-29W1/0	May-18	42.28	1311	20.37	631	0.00	0.00			0.00	0	0.000	0.000	
04/05-09-002-29W1/0	Jun-18	29.35	881	13.75	413	0.00	0.00			0.00	0	0.000	0.000	
04/05-09-002-29W1/0	Jul-18	27.37	848	91.61	2840	1.14	35.31			41.62	3	0.000	0.000	
04/05-09-002-29W1/0	Aug-18	35.24	1093	98.34	3049	1.48	45.91			42.02	3	0.000	0.000	
04/05-09-002-29W1/0	Sep-18	41.79	1254	112.57	3377	0.00	0.00			0.00	3	0.000	0.000	

D0/16-05-002-29W1/0
South Pierson Unit 1 Group Production and Injection

@name()	Date	Oil Rate (CD) bbl/d	Monthly Oil Prod bbl	Water Rate (CD) bbl/d	Monthly Water Prod bbl	Gas Rate (CD) Mcf/d	Monthly Gas Prod Mcf	Water Inj Rate (CD) bbl/d	INJ WINJ bbl	Gas Oil Ratio cf/bbl	Water Oil Ratio bbl/bbl	Inst. VRR	Cum VRR Since Prod	
04/05-09-002-29W1/0	Oct-18	36.68	1137	99.46	3083	10.37	321.36			282.59	3	0.000	0.000	
04/05-09-002-29W1/0	Nov-18	37.89	1137	59.45	1783	0.00	0.00			0.00	2	0.000	0.000	
04/05-09-002-29W1/0	Dec-18	39.56	1226	54.50	1690	0.00	0.00			0.00	1	0.000	0.000	
-----			----		-----		-----		-----					
			14470		18840		434.37		0.00					Sum
04/05-15-002-29W1/0	Jan-18	7.69	238	8.52	264	0.00	0.00			0.00	1	0.000	0.000	
04/05-15-002-29W1/0	Feb-18	7.32	205	9.50	266	0.00	0.00			0.00	1	0.000	0.000	
04/05-15-002-29W1/0	Mar-18	7.37	228	9.98	309	0.00	0.00			0.00	1	0.000	0.000	
04/05-15-002-29W1/0	Apr-18	7.53	226	10.02	301	0.00	0.00			0.00	1	0.000	0.000	
04/05-15-002-29W1/0	May-18	8.06	250	11.65	361	0.00	0.00			0.00	1	0.000	0.000	
04/05-15-002-29W1/0	Jun-18	8.07	242	11.38	342	0.00	0.00			0.00	1	0.000	0.000	
04/05-15-002-29W1/0	Jul-18	7.95	247	11.91	369	0.00	0.00			0.00	1	0.000	0.000	
04/05-15-002-29W1/0	Aug-18	8.06	250	12.07	374	0.00	0.00			0.00	1	0.000	0.000	
04/05-15-002-29W1/0	Sep-18	8.32	250	13.46	404	0.00	0.00			0.00	2	0.000	0.000	
04/05-15-002-29W1/0	Oct-18	8.48	263	12.82	398	0.34	10.59			40.30	2	0.000	0.000	
04/05-15-002-29W1/0	Nov-18	11.19	336	18.85	565	0.00	0.00			0.00	2	0.000	0.000	
04/05-15-002-29W1/0	Dec-18	11.28	350	19.16	594	0.00	0.00			0.00	2	0.000	0.000	
-----			----		-----		-----		-----					
			3084		4547		10.59		0.00					Sum
04/13-09-002-29W1/0	Feb-18	30.21	846	50.97	1427	0.00	0.00			0.00	2	0.000	0.000	
04/13-09-002-29W1/0	Mar-18	124.25	3852	231.26	7169	0.00	0.00			0.00	2	0.000	0.000	
04/13-09-002-29W1/0	Apr-18	129.19	3876	220.16	6605	0.00	0.00			0.00	2	0.000	0.000	
04/13-09-002-29W1/0	May-18	140.10	4343	204.44	6338	0.00	0.00			0.00	1	0.000	0.000	
04/13-09-002-29W1/0	Jun-18	148.08	4442	165.25	4958	0.00	0.00			0.00	1	0.000	0.000	
04/13-09-002-29W1/0	Jul-18	131.25	4069	152.05	4714	18.34	568.57			139.74	1	0.000	0.000	
04/13-09-002-29W1/0	Aug-18	123.75	3836	125.65	3895	6.84	211.89			55.23	1	0.000	0.000	
04/13-09-002-29W1/0	Sep-18	110.68	3320	108.81	3264	0.00	0.00			0.00	1	0.000	0.000	
04/13-09-002-29W1/0	Oct-18	94.12	2918	51.25	1589	64.25	1991.75			682.61	1	0.000	0.000	
04/13-09-002-29W1/0	Nov-18	104.57	3137	38.86	1166	0.00	0.00			0.00	0	0.000	0.000	

D0/16-05-002-29W1/0
South Pierson Unit 1 Group Production and Injection

@name()	Date	Oil Rate (CD) bbl/d	Monthly Oil Prod bbl	Water Rate (CD) bbl/d	Monthly Water Prod bbl	Gas Rate (CD) Mcf/d	Monthly Gas Prod Mcf	Water Inj Rate (CD) bbl/d	INJ WINJ bbl	Gas Oil Ratio cf/bbl	Water Oil Ratio bbl/bbl	Inst. VRR	Cum VRR Since Prod	
04/13-09-002-29W1/0	Dec-18	81.82	2536	30.48	945	0.00	0.00			0.00	0	0.000	0.000	
-----			----		-----		-----		-----					
			37176		42069		2772.20		0.00					Sum
04/16-09-002-29W1/0	Jan-18	37.96	1177	23.88	740	20.28	628.60			534.15	1	0.000	0.000	
04/16-09-002-29W1/0	Feb-18	37.85	1060	24.62	689	0.00	0.00			0.00	1	0.000	0.000	
04/16-09-002-29W1/0	Mar-18	19.01	589	65.78	2039	3.65	113.01			191.75	3	0.000	0.000	
04/16-09-002-29W1/0	Apr-18	46.42	1393	151.90	4557	37.67	1130.07			811.50	3	0.000	0.000	
04/16-09-002-29W1/0	May-18	74.44	2308	101.41	3144	45.34	1405.52			609.05	1	0.000	0.000	
04/16-09-002-29W1/0	Jun-18	77.11	2313	85.96	2579	46.85	1405.52			607.56	1	0.000	0.000	
04/16-09-002-29W1/0	Jul-18	58.39	1810	76.29	2365	6.95	215.42			119.00	1	0.000	0.000	
04/16-09-002-29W1/0	Aug-18	57.58	1785	114.49	3549	9.11	282.52			158.27	2	0.000	0.000	
04/16-09-002-29W1/0	Sep-18	45.62	1369	195.07	5852	24.84	745.14			544.43	4	0.000	0.000	
04/16-09-002-29W1/0	Oct-18	41.51	1287	200.02	6200	4.56	141.26			109.77	5	0.000	0.000	
04/16-09-002-29W1/0	Nov-18	36.12	1084	177.66	5330	11.98	359.50			331.77	5	0.000	0.000	
04/16-09-002-29W1/0	Dec-18	34.09	1057	145.09	4498	10.34	320.66			303.42	4	0.000	0.000	
-----			----		-----		-----		-----					
			17231		41543		6747.22		0.00					Sum
05/05-15-002-29W1/0	Feb-18	16.69	467	32.64	914	0.00	0.00			0.00	2	0.000	0.000	
05/05-15-002-29W1/0	Mar-18	166.09	5149	81.77	2535	0.00	0.00			0.00	0	0.000	0.000	
05/05-15-002-29W1/0	Apr-18	178.76	5363	62.44	1873	0.00	0.00			0.00	0	0.000	0.000	
05/05-15-002-29W1/0	May-18	172.42	5345	65.80	2040	0.00	0.00			0.00	0	0.000	0.000	
05/05-15-002-29W1/0	Jun-18	145.55	4366	53.23	1597	0.00	0.00			0.00	0	0.000	0.000	
05/05-15-002-29W1/0	Jul-18	96.11	2979	37.01	1147	0.00	0.00			0.00	0	0.000	0.000	
05/05-15-002-29W1/0	Aug-18	100.78	3124	38.63	1198	0.00	0.00			0.00	0	0.000	0.000	
05/05-15-002-29W1/0	Sep-18	127.20	3816	51.58	1547	0.00	0.00			0.00	0	0.000	0.000	
05/05-15-002-29W1/0	Oct-18	110.82	3435	44.90	1392	40.10	1243.08			361.83	0	0.000	0.000	
05/05-15-002-29W1/0	Nov-18	95.04	2851	38.08	1142	17.79	533.60			187.15	0	0.000	0.000	
05/05-15-002-29W1/0	Dec-18	95.17	2950	38.17	1183	22.76	705.59			239.16	0	0.000	0.000	
-----			----		-----		-----		-----					

D0/16-05-002-29W1/0
South Pierson Unit 1 Group Production and Injection

@name()	Date	Oil Rate (CD) bbl/d	Monthly Oil Prod bbl	Water Rate (CD) bbl/d	Monthly Water Prod bbl	Gas Rate (CD) Mcf/d	Monthly Gas Prod Mcf	Water Inj Rate (CD) bbl/d	INJ WINJ bbl	Gas Oil Ratio cf/bbl	Water Oil Ratio bbl/bbl	Inst. VRR	Cum VRR Since Prod	
			39847		16568		2482.27		0.00					Sum
06/05-15-002-29W1/0	Feb-18	30.55	855	25.99	728	0.00	0.00			0.00	1	0.000	0.000	
06/05-15-002-29W1/0	Mar-18	170.88	5297	118.25	3666	0.00	0.00			0.00	1	0.000	0.000	
06/05-15-002-29W1/0	Apr-18	159.82	4795	106.70	3201	0.00	0.00			0.00	1	0.000	0.000	
06/05-15-002-29W1/0	May-18	145.25	4503	108.81	3373	0.00	0.00			0.00	1	0.000	0.000	
06/05-15-002-29W1/0	Jun-18	123.68	3710	84.43	2533	0.00	0.00			0.00	1	0.000	0.000	
06/05-15-002-29W1/0	Jul-18	85.54	2652	58.66	1818	0.00	0.00			0.00	1	0.000	0.000	
06/05-15-002-29W1/0	Aug-18	89.58	2777	60.28	1869	0.00	0.00			0.00	1	0.000	0.000	
06/05-15-002-29W1/0	Sep-18	106.47	3194	71.83	2155	0.00	0.00			0.00	1	0.000	0.000	
06/05-15-002-29W1/0	Oct-18	69.74	2162	59.81	1854	13.44	416.71			192.76	1	0.000	0.000	
06/05-15-002-29W1/0	Nov-18	54.67	1640	57.79	1734	0.00	0.00			0.00	1	0.000	0.000	
06/05-15-002-29W1/0	Dec-18	49.28	1528	55.65	1725	11.47	355.62			232.79	1	0.000	0.000	
-----			----		-----		-----		-----					
			33113		24656		772.33		0.00					Sum
A0/04-09-002-29W1/0	Jan-18	9.82	304	0.53	16	11.28	349.62			1148.4	0	0.000	0.000	
A0/04-09-002-29W1/0	Feb-18	6.02	169	0.34	9	26.49	741.61			4399.4	0	0.000	0.000	
A0/04-09-002-29W1/0	Mar-18	9.43	292	0.57	18	40.67	1260.73			4310.5	0	0.000	0.000	
A0/04-09-002-29W1/0	Apr-18	8.95	269	0.65	19	20.25	607.41			2261.6	0	0.000	0.000	
A0/04-09-002-29W1/0	May-18	8.20	254	0.63	19	10.82	335.49			1320.2	0	0.000	0.000	
A0/04-09-002-29W1/0	Jun-18	8.11	243	0.55	16	12.95	388.46			1595.8	0	0.000	0.000	
A0/04-09-002-29W1/0	Jul-18	9.05	281	0.57	18	10.94	339.02			1208.5	0	0.000	0.000	
A0/04-09-002-29W1/0	Aug-18	9.29	288	0.59	18	10.25	317.83			1103.3	0	0.000	0.000	
A0/04-09-002-29W1/0	Sep-18	8.72	262	0.55	16	10.83	324.89			1241.6	0	0.000	0.000	
A0/04-09-002-29W1/0	Oct-18	6.15	191	0.45	14	2.73	84.76			444.72	0	0.000	0.000	
A0/04-09-002-29W1/0	Nov-18	7.43	223	0.49	15	3.70	110.89			497.31	0	0.000	0.000	
A0/04-09-002-29W1/0	Dec-18	7.37	229	0.50	15	1.88	58.27			255.00	0	0.000	0.000	
-----			----		-----		-----		-----					
			3004		195		4918.98		0.00					Sum

D0/16-05-002-29W1/0
South Pierson Unit 1 Group Production and Injection

@name()	Date	Oil Rate (CD) bbl/d	Monthly Oil Prod bbl	Water Rate (CD) bbl/d	Monthly Water Prod bbl	Gas Rate (CD) Mcf/d	Monthly Gas Prod Mcf	Water Inj Rate (CD) bbl/d	INJ WINJ bbl	Gas Oil Ratio cf/bbl	Water Oil Ratio bbl/bbl	Inst. VRR	Cum VRR Since Prod	
A0/10-09-002-29W1/0	Jan-18							80.41	2492.65				0.082	
A0/10-09-002-29W1/0	Feb-18							63.37	1774.35				0.116	
A0/10-09-002-29W1/0	Mar-18							60.12	1863.67				0.152	
A0/10-09-002-29W1/0	Apr-18							83.82	2514.66				0.200	
A0/10-09-002-29W1/0	May-18							101.69	3152.45				0.261	
A0/10-09-002-29W1/0	Jun-18							88.58	2657.44				0.312	
A0/10-09-002-29W1/0	Jul-18							122.91	3810.36				0.385	
A0/10-09-002-29W1/0	Aug-18							141.87	4397.83				0.470	
A0/10-09-002-29W1/0	Sep-18							148.90	4467.02				0.555	
A0/10-09-002-29W1/0	Oct-18							133.75	4146.24				0.635	
A0/10-09-002-29W1/0	Nov-18							0.00	0.00				0.635	
A0/10-09-002-29W1/0	Dec-18							71.91	2229.11				0.678	
-----			----		-----		-----		-----					
			0		0		0.00		33505.80					Sum
A0/14-08-002-29W1/0	Jan-18	2.88	89	0.34	11	0.80	24.72			276.78	0	0.000	0.000	
A0/14-08-002-29W1/0	Feb-18	2.99	84	0.36	10	2.52	70.63			844.30	0	0.000	0.000	
A0/14-08-002-29W1/0	Mar-18	3.45	107	0.39	12	5.13	158.92			1486.2	0	0.000	0.000	
A0/14-08-002-29W1/0	Apr-18	3.27	98	0.27	8	0.00	0.00			0.00	0	0.000	0.000	
A0/14-08-002-29W1/0	May-18	3.17	98	0.32	10	7.40	229.55			2339.4	0	0.000	0.000	
A0/14-08-002-29W1/0	Jun-18	3.33	100	0.34	10	12.12	363.74			3637.1	0	0.000	0.000	
A0/14-08-002-29W1/0	Jul-18	3.67	114	0.39	12	3.53	109.48			961.61	0	0.000	0.000	
A0/14-08-002-29W1/0	Aug-18	3.81	118	0.39	12	4.56	141.26			1194.5	0	0.000	0.000	
A0/14-08-002-29W1/0	Sep-18	3.52	106	0.34	10	6.59	197.76			1871.5	0	0.000	0.000	
A0/14-08-002-29W1/0	Oct-18	3.25	101	0.28	9	3.99	123.60			1228.1	0	0.000	0.000	
A0/14-08-002-29W1/0	Nov-18	2.82	85	0.19	6	3.15	94.64			1117.9	0	0.000	0.000	
A0/14-08-002-29W1/0	Dec-18	2.40	74	0.21	6	3.82	118.30			1588.5	0	0.000	0.000	
-----			----		-----		-----		-----					
			1174		116		1632.60		0.00					Sum
B0/01-09-002-29W1/0	Jan-18	6.09	189	0.34	11	5.92	183.64			973.19	0	0.000	0.000	

D0/16-05-002-29W1/0
South Pierson Unit 1 Group Production and Injection

@name()	Date	Oil Rate (CD) bbl/d	Monthly Oil Prod bbl	Water Rate (CD) bbl/d	Monthly Water Prod bbl	Gas Rate (CD) Mcf/d	Monthly Gas Prod Mcf	Water Inj Rate (CD) bbl/d	INJ WINJ bbl	Gas Oil Ratio cf/bbl	Water Oil Ratio bbl/bbl	Inst. VRR	Cum VRR Since Prod	
B0/01-09-002-29W1/0	Feb-18	5.50	154	0.34	9	0.00	0.00			0.00	0	0.000	0.000	
B0/01-09-002-29W1/0	Mar-18	5.48	170	0.37	11	0.00	0.00			0.00	0	0.000	0.000	
B0/01-09-002-29W1/0	Apr-18	5.60	168	0.36	11	0.00	0.00			0.00	0	0.000	0.000	
B0/01-09-002-29W1/0	May-18	4.81	149	0.32	10	0.00	0.00			0.00	0	0.000	0.000	
B0/01-09-002-29W1/0	Jun-18	4.74	142	0.29	9	0.00	0.00			0.00	0	0.000	0.000	
B0/01-09-002-29W1/0	Jul-18	4.67	145	0.32	10	0.00	0.00			0.00	0	0.000	0.000	
B0/01-09-002-29W1/0	Aug-18	4.02	125	0.30	9	0.00	0.00			0.00	0	0.000	0.000	
B0/01-09-002-29W1/0	Sep-18	3.82	114	0.19	6	0.00	0.00			0.00	0	0.000	0.000	
B0/01-09-002-29W1/0	Oct-18	2.15	67	0.04	1	0.00	0.00			0.00	0	0.000	0.000	
B0/01-09-002-29W1/0	Nov-18	0.00	0	0.00	0	0.00	0.00						0.000	
B0/01-09-002-29W1/0	Dec-18							19.72	611.43				0.010	
-----			----		-----		-----		-----					
			1422		87		183.64		611.43					Sum
B0/01-17-002-29W1/0	Jan-18	4.50	140	0.55	17	3.65	113.01			809.31	0	0.000	0.000	
B0/01-17-002-29W1/0	Feb-18	4.61	129	0.58	16	4.16	116.54			903.81	0	0.000	0.000	
B0/01-17-002-29W1/0	Mar-18	3.83	119	0.55	17	12.30	381.40			3208.3	0	0.000	0.000	
B0/01-17-002-29W1/0	Apr-18	3.02	91	0.36	11	0.00	0.00			0.00	0	0.000	0.000	
B0/01-17-002-29W1/0	May-18	3.21	99	0.41	13	27.80	861.68			8670.6	0	0.000	0.000	
B0/01-17-002-29W1/0	Jun-18	3.35	101	0.44	13	58.27	1748.08			17370.	0	0.000	0.000	
B0/01-17-002-29W1/0	Jul-18	3.02	94	0.41	13	16.75	519.13			5539.2	0	0.000	0.000	
B0/01-17-002-29W1/0	Aug-18	2.37	74	0.30	9	21.07	653.32			8877.7	0	0.000	0.000	
B0/01-17-002-29W1/0	Sep-18	2.29	69	0.29	9	32.84	985.28			14371.	0	0.000	0.000	
B0/01-17-002-29W1/0	Oct-18	1.12	35	0.10	3	14.13	437.90			12658.	0	0.000	0.000	
B0/01-17-002-29W1/0	Nov-18	1.09	33	0.15	4	5.16	154.68			4747.4	0	0.000	0.000	
B0/01-17-002-29W1/0	Dec-18	1.03	32	0.15	5	1.47	45.56			1425.7	0	0.000	0.000	
-----			----		-----		-----		-----					
			1013		130		6016.56		0.00					Sum
B0/02-17-002-29W1/0	Jan-18							0.63	19.50				3.209	
B0/02-17-002-29W1/0	Feb-18							0.63	17.61				3.210	

D0/16-05-002-29W1/0
South Pierson Unit 1 Group Production and Injection

@name()	Date	Oil Rate (CD) bbl/d	Monthly Oil Prod bbl	Water Rate (CD) bbl/d	Monthly Water Prod bbl	Gas Rate (CD) Mcf/d	Monthly Gas Prod Mcf	Water Inj Rate (CD) bbl/d	INJ WINJ bbl	Gas Oil Ratio cf/bbl	Water Oil Ratio bbl/bbl	Inst. VRR	Cum VRR Since Prod	
B0/02-17-002-29W1/0	Mar-18							0.63	19.50				3.211	
B0/02-17-002-29W1/0	Apr-18							0.63	18.87				3.212	
B0/02-17-002-29W1/0	May-18							0.63	19.50				3.213	
B0/02-17-002-29W1/0	Jun-18							0.63	18.87				3.215	
B0/02-17-002-29W1/0	Jul-18							0.63	19.50				3.216	
B0/02-17-002-29W1/0	Aug-18							0.63	19.50				3.217	
B0/02-17-002-29W1/0	Sep-18							0.63	18.87				3.218	
B0/02-17-002-29W1/0	Oct-18							0.57	17.61				3.219	
B0/02-17-002-29W1/0	Nov-18							0.00	0.00				3.219	
B0/02-17-002-29W1/0	Dec-18							0.63	19.50				3.221	
-----			----		-----		-----		-----					
			0		0		0.00		208.82					Sum
B0/03-09-002-29W1/0	Jan-18	0.39	12	0.02	1	0.00	0.00			0.00	0	0.000	0.000	
B0/03-09-002-29W1/0	Feb-18	0.00	0	0.00	0	0.00	0.00	9.39	262.91				0.004	
B0/03-09-002-29W1/0	Mar-18							53.71	1664.91				0.028	
B0/03-09-002-29W1/0	Apr-18							59.38	1781.27				0.054	
B0/03-09-002-29W1/0	May-18							55.48	1719.76				0.079	
B0/03-09-002-29W1/0	Jun-18							54.33	1629.81				0.103	
B0/03-09-002-29W1/0	Jul-18							47.70	1478.80				0.124	
B0/03-09-002-29W1/0	Aug-18							42.61	1320.86				0.144	
B0/03-09-002-29W1/0	Sep-18							40.53	1215.82				0.161	
B0/03-09-002-29W1/0	Oct-18							27.37	848.49				0.174	
B0/03-09-002-29W1/0	Nov-18							0.00	0.00				0.174	
B0/03-09-002-29W1/0	Dec-18							20.28	628.79				0.183	
-----			----		-----		-----		-----					
			12		1		0.00		12551.43					Sum
B0/03-17-002-29W1/0	Jan-18	4.04	125	0.34	11	2.05	63.57			507.85	0	0.000	0.000	
B0/03-17-002-29W1/0	Feb-18	3.62	101	0.27	8	0.00	0.00			0.00	0	0.000	0.000	
B0/03-17-002-29W1/0	Mar-18	3.79	118	0.32	10	33.38	1034.72			8797.1	0	0.000	0.000	

D0/16-05-002-29W1/0
South Pierson Unit 1 Group Production and Injection

@name()	Date	Oil Rate (CD) bbl/d	Monthly Oil Prod bbl	Water Rate (CD) bbl/d	Monthly Water Prod bbl	Gas Rate (CD) Mcf/d	Monthly Gas Prod Mcf	Water Inj Rate (CD) bbl/d	INJ WINJ bbl	Gas Oil Ratio cf/bbl	Water Oil Ratio bbl/bbl	Inst. VRR	Cum VRR Since Prod	
B0/03-17-002-29W1/0	Apr-18	3.27	98	0.34	10	51.56	1546.78			15764.	0	0.000	0.000	
B0/03-17-002-29W1/0	May-18	2.92	91	0.34	11	50.69	1571.50			17350.	0	0.000	0.000	
B0/03-17-002-29W1/0	Jun-18	2.73	82	0.34	10	58.15	1744.54			21335.	0	0.000	0.000	
B0/03-17-002-29W1/0	Jul-18	2.82	87	0.37	11	10.14	314.30			3594.9	0	0.000	0.000	
B0/03-17-002-29W1/0	Aug-18	3.37	104	0.47	14	4.21	130.66			1251.4	0	0.000	0.000	
B0/03-17-002-29W1/0	Sep-18	3.59	108	0.50	15	14.48	434.37			4038.5	0	0.000	0.000	
B0/03-17-002-29W1/0	Oct-18	2.60	81	0.45	14	8.54	264.86			3289.8	0	0.000	0.000	
B0/03-17-002-29W1/0	Nov-18	3.06	92	0.43	13	4.67	140.20			1526.7	0	0.000	0.000	
B0/03-17-002-29W1/0	Dec-18	1.58	49	0.23	7	3.50	108.42			2218.3	0	0.000	0.000	
-----			----		-----		-----		-----					
			1135		134		7353.93		0.00					Sum
B0/04-16-002-29W1/0	Jan-18							20.63	639.67				2.132	
B0/04-16-002-29W1/0	Feb-18							25.32	708.86				2.159	
B0/04-16-002-29W1/0	Mar-18							27.29	845.98				2.192	
B0/04-16-002-29W1/0	Apr-18							23.23	696.91				2.219	
B0/04-16-002-29W1/0	May-18							24.17	749.12				2.248	
B0/04-16-002-29W1/0	Jun-18							22.98	689.49				2.274	
B0/04-16-002-29W1/0	Jul-18							22.85	708.48				2.302	
B0/04-16-002-29W1/0	Aug-18							23.29	722.07				2.330	
B0/04-16-002-29W1/0	Sep-18							24.82	744.71				2.358	
B0/04-16-002-29W1/0	Oct-18							17.51	542.81				2.379	
B0/04-16-002-29W1/0	Nov-18							0.00	0.00				2.379	
B0/04-16-002-29W1/0	Dec-18							1.48	45.92				2.381	
-----			----		-----		-----		-----					
			0		0		0.00		7094.02					Sum
B0/05-15-002-29W1/0	Jan-18	3.02	94	0.43	13	3.53	109.48			1168.1	0	0.000	0.000	
B0/05-15-002-29W1/0	Feb-18	4.32	121	0.65	18	0.00	0.00			0.00	0	0.000	0.000	
B0/05-15-002-29W1/0	Mar-18	0.00	0	0.00	0	0.00	0.00	27.15	841.58				0.022	
B0/05-15-002-29W1/0	Apr-18							68.24	2047.33				0.076	

D0/16-05-002-29W1/0
South Pierson Unit 1 Group Production and Injection

@name()	Date	Oil Rate (CD) bbl/d	Monthly Oil Prod bbl	Water Rate (CD) bbl/d	Monthly Water Prod bbl	Gas Rate (CD) Mcf/d	Monthly Gas Prod Mcf	Water Inj Rate (CD) bbl/d	INJ WINJ bbl	Gas Oil Ratio cf/bbl	Water Oil Ratio bbl/bbl	Inst. VRR	Cum VRR Since Prod	
B0/05-15-002-29W1/0	May-18							70.28	2178.73				0.132	
B0/05-15-002-29W1/0	Jun-18							63.56	1906.75				0.182	
B0/05-15-002-29W1/0	Jul-18							68.45	2122.05				0.238	
B0/05-15-002-29W1/0	Aug-18							65.70	2036.64				0.291	
B0/05-15-002-29W1/0	Sep-18							73.78	2213.38				0.349	
B0/05-15-002-29W1/0	Oct-18							116.75	3619.15				0.443	
B0/05-15-002-29W1/0	Nov-18							0.00	0.00				0.443	
B0/05-15-002-29W1/0	Dec-18							56.34	1746.55				0.489	
-----			----		-----		-----		-----					
			215		31		109.48		18712.17					Sum
B0/06-09-002-29W1/0	Jan-18							11.87	367.95				5.736	
B0/06-09-002-29W1/0	Feb-18							9.46	264.80				5.753	
B0/06-09-002-29W1/0	Mar-18							7.93	245.93				5.769	
B0/06-09-002-29W1/0	Apr-18							0.63	18.87				5.770	
B0/06-09-002-29W1/0	May-18							0.63	19.50				5.771	
B0/06-09-002-29W1/0	Jun-18							14.20	426.01				5.799	
B0/06-09-002-29W1/0	Jul-18							23.50	728.49				5.845	
B0/06-09-002-29W1/0	Aug-18							21.37	662.32				5.887	
B0/06-09-002-29W1/0	Sep-18							22.29	668.61				5.930	
B0/06-09-002-29W1/0	Oct-18							18.93	586.84				5.968	
B0/06-09-002-29W1/0	Nov-18							0.00	0.00				5.968	
B0/06-09-002-29W1/0	Dec-18							10.25	317.89				5.988	
-----			----		-----		-----		-----					
			0		0		0.00		4307.20					Sum
B0/06-16-002-29W1/0	Jan-18							0.51	15.72				2.493	
B0/06-16-002-29W1/0	Feb-18							0.63	17.61				2.494	
B0/06-16-002-29W1/0	Mar-18							0.63	19.50				2.495	
B0/06-16-002-29W1/0	Apr-18							0.63	18.87				2.496	
B0/06-16-002-29W1/0	May-18							0.63	19.50				2.497	

D0/16-05-002-29W1/0
South Pierson Unit 1 Group Production and Injection

@name()	Date	Oil Rate (CD) bbl/d	Monthly Oil Prod bbl	Water Rate (CD) bbl/d	Monthly Water Prod bbl	Gas Rate (CD) Mcf/d	Monthly Gas Prod Mcf	Water Inj Rate (CD) bbl/d	INJ WINJ bbl	Gas Oil Ratio cf/bbl	Water Oil Ratio bbl/bbl	Inst. VRR	Cum VRR Since Prod	
B0/06-16-002-29W1/0	Jun-18							0.63	18.87				2.497	
B0/06-16-002-29W1/0	Jul-18							0.63	19.50				2.498	
B0/06-16-002-29W1/0	Aug-18							0.63	19.50				2.499	
B0/06-16-002-29W1/0	Sep-18							0.42	12.58				2.499	
B0/06-16-002-29W1/0	Oct-18							1.40	43.40				2.501	
B0/06-16-002-29W1/0	Nov-18							0.00	0.00				2.501	
B0/06-16-002-29W1/0	Dec-18							0.63	19.50				2.502	
-----			----		-----		-----		-----					
			0		0		0.00		224.55					Sum
B0/07-09-002-29W1/0	Jan-18							42.71	1324.00				0.014	
B0/07-09-002-29W1/0	Feb-18							44.39	1242.87				0.025	
B0/07-09-002-29W1/0	Mar-18							61.23	1898.26				0.043	
B0/07-09-002-29W1/0	Apr-18							69.84	2095.13				0.062	
B0/07-09-002-29W1/0	May-18							69.06	2140.92				0.081	
B0/07-09-002-29W1/0	Jun-18							48.18	1445.40				0.095	
B0/07-09-002-29W1/0	Jul-18							51.80	1605.79				0.109	
B0/07-09-002-29W1/0	Aug-18							56.63	1755.49				0.126	
B0/07-09-002-29W1/0	Sep-18							55.04	1651.07				0.141	
B0/07-09-002-29W1/0	Oct-18							63.20	1959.27				0.159	
B0/07-09-002-29W1/0	Nov-18							0.00	0.00				0.159	
B0/07-09-002-29W1/0	Dec-18							42.91	1330.36				0.171	
-----			----		-----		-----		-----					
			0		0		0.00		18448.57					Sum
B0/07-16-002-29W1/0	Jan-18	0.63	19	0.06	2	0.80	24.72			1267.8	0	0.000	0.000	
B0/07-16-002-29W1/0	Feb-18	0.00	0	0.00	0	0.00	0.00	20.67	578.66				0.016	
B0/07-16-002-29W1/0	Mar-18							57.46	1781.27				0.064	
B0/07-16-002-29W1/0	Apr-18							73.13	2193.88				0.124	
B0/07-16-002-29W1/0	May-18							77.53	2403.34				0.190	
B0/07-16-002-29W1/0	Jun-18							65.85	1975.63				0.244	

D0/16-05-002-29W1/0
South Pierson Unit 1 Group Production and Injection

@name()	Date	Oil Rate (CD) bbl/d	Monthly Oil Prod bbl	Water Rate (CD) bbl/d	Monthly Water Prod bbl	Gas Rate (CD) Mcf/d	Monthly Gas Prod Mcf	Water Inj Rate (CD) bbl/d	INJ WINJ bbl	Gas Oil Ratio cf/bbl	Water Oil Ratio bbl/bbl	Inst. VRR	Cum VRR Since Prod	
B0/07-16-002-29W1/0	Jul-18							102.08	3164.40				0.330	
B0/07-16-002-29W1/0	Aug-18							61.17	1896.38				0.382	
B0/07-16-002-29W1/0	Sep-18							89.42	2682.60				0.455	
B0/07-16-002-29W1/0	Oct-18							133.32	4133.03				0.568	
B0/07-16-002-29W1/0	Nov-18							0.00	0.00				0.568	
B0/07-16-002-29W1/0	Dec-18							70.28	2178.79				0.628	
-----			----		-----		-----		-----					
			19		2		24.72		22987.99					Sum
B0/07-17-002-29W1/0	Jan-18	3.33	103	0.71	22	4.10	127.13			1232.4	0	0.000	0.000	
B0/07-17-002-29W1/0	Feb-18	3.12	87	0.65	18	0.00	0.00			0.00	0	0.000	0.000	
B0/07-17-002-29W1/0	Mar-18	2.76	86	0.45	14	0.00	0.00			0.00	0	0.000	0.000	
B0/07-17-002-29W1/0	Apr-18	2.60	78	0.36	11	0.00	0.00			0.00	0	0.000	0.000	
B0/07-17-002-29W1/0	May-18	2.52	78	0.32	10	0.00	0.00			0.00	0	0.000	0.000	
B0/07-17-002-29W1/0	Jun-18	2.31	69	0.29	9	0.00	0.00			0.00	0	0.000	0.000	
B0/07-17-002-29W1/0	Jul-18	2.23	69	0.32	10	2.96	91.82			1327.0	0	0.000	0.000	
B0/07-17-002-29W1/0	Aug-18	2.27	70	0.30	9	15.95	494.41			7018.2	0	0.000	0.000	
B0/07-17-002-29W1/0	Sep-18	1.72	52	0.21	6	12.60	377.87			7326.3	0	0.000	0.000	
B0/07-17-002-29W1/0	Oct-18	2.11	65	0.24	8	2.16	67.10			1025.7	0	0.000	0.000	
B0/07-17-002-29W1/0	Nov-18	2.93	88	0.31	9	2.18	65.33			742.99	0	0.000	0.000	
B0/07-17-002-29W1/0	Dec-18	2.35	73	0.29	9	2.85	88.29			1211.0	0	0.000	0.000	
-----			----		-----		-----		-----					
			919		135		1311.94		0.00					Sum
B0/08-09-002-29W1/0	Jan-18							7.55	233.98				8.438	
B0/08-09-002-29W1/0	Feb-18							0.63	17.61				8.441	
B0/08-09-002-29W1/0	Mar-18							0.63	19.50				8.443	
B0/08-09-002-29W1/0	Apr-18							0.63	18.87				8.446	
B0/08-09-002-29W1/0	May-18							0.63	19.50				8.448	
B0/08-09-002-29W1/0	Jun-18							0.63	18.87				8.451	
B0/08-09-002-29W1/0	Jul-18							0.63	19.50				8.453	

D0/16-05-002-29W1/0
South Pierson Unit 1 Group Production and Injection

@name()	Date	Oil Rate (CD) bbl/d	Monthly Oil Prod bbl	Water Rate (CD) bbl/d	Monthly Water Prod bbl	Gas Rate (CD) Mcf/d	Monthly Gas Prod Mcf	Water Inj Rate (CD) bbl/d	INJ WINJ bbl	Gas Oil Ratio cf/bbl	Water Oil Ratio bbl/bbl	Inst. VRR	Cum VRR Since Prod	
B0/08-09-002-29W1/0	Aug-18							0.63	19.50				8.456	
B0/08-09-002-29W1/0	Sep-18							0.65	19.50				8.458	
B0/08-09-002-29W1/0	Oct-18							2.66	82.40				8.469	
B0/08-09-002-29W1/0	Nov-18							0.00	0.00				8.469	
B0/08-09-002-29W1/0	Dec-18							0.63	19.50				8.472	
-----			----		-----		-----		-----					
			0		0		0.00		488.72					Sum
B0/08-16-002-29W1/0	Jan-18							2.25	69.82				3.027	
B0/08-16-002-29W1/0	Feb-18							5.21	145.92				3.039	
B0/08-16-002-29W1/0	Mar-18							0.63	19.50				3.041	
B0/08-16-002-29W1/0	Apr-18							0.63	18.87				3.043	
B0/08-16-002-29W1/0	May-18							0.63	19.50				3.044	
B0/08-16-002-29W1/0	Jun-18							5.89	176.55				3.059	
B0/08-16-002-29W1/0	Jul-18							4.66	144.35				3.071	
B0/08-16-002-29W1/0	Aug-18							1.79	55.35				3.075	
B0/08-16-002-29W1/0	Sep-18							1.36	40.88				3.079	
B0/08-16-002-29W1/0	Oct-18							0.77	23.90				3.081	
B0/08-16-002-29W1/0	Nov-18							0.00	0.00				3.081	
B0/08-16-002-29W1/0	Dec-18							0.65	20.13				3.082	
-----			----		-----		-----		-----					
			0		0		0.00		734.78					Sum
B0/09-17-002-29W1/0	Jan-18	2.64	82	0.34	11	1.48	45.91			561.46	0	0.000	0.000	
B0/09-17-002-29W1/0	Feb-18	2.72	76	0.36	10	0.00	0.00			0.00	0	0.000	0.000	
B0/09-17-002-29W1/0	Mar-18	2.37	74	0.37	11	0.00	0.00			0.00	0	0.000	0.000	
B0/09-17-002-29W1/0	Apr-18	2.33	70	0.36	11	0.00	0.00			0.00	0	0.000	0.000	
B0/09-17-002-29W1/0	May-18	2.41	75	0.39	12	0.00	0.00			0.00	0	0.000	0.000	
B0/09-17-002-29W1/0	Jun-18	2.01	60	0.31	9	0.00	0.00			0.00	0	0.000	0.000	
B0/09-17-002-29W1/0	Jul-18	1.62	50	0.22	7	1.59	49.44			982.55	0	0.000	0.000	
B0/09-17-002-29W1/0	Aug-18	1.10	34	0.16	5	2.05	63.57			1871.5	0	0.000	0.000	

D0/16-05-002-29W1/0
South Pierson Unit 1 Group Production and Injection

@name()	Date	Oil Rate (CD) bbl/d	Monthly Oil Prod bbl	Water Rate (CD) bbl/d	Monthly Water Prod bbl	Gas Rate (CD) Mcf/d	Monthly Gas Prod Mcf	Water Inj Rate (CD) bbl/d	INJ WINJ bbl	Gas Oil Ratio cf/bbl	Water Oil Ratio bbl/bbl	Inst. VRR	Cum VRR Since Prod	
B0/09-17-002-29W1/0	Sep-18	1.38	42	0.19	6	0.00	0.00			0.00	0	0.000	0.000	
B0/09-17-002-29W1/0	Oct-18	1.14	35	0.12	4	2.39	74.16			2105.4	0	0.000	0.000	
B0/09-17-002-29W1/0	Nov-18	0.79	24	0.06	2	3.73	111.95			4696.1	0	0.000	0.000	
B0/09-17-002-29W1/0	Dec-18	0.99	31	0.08	2	2.36	73.10			2376.7	0	0.000	0.000	
-----			----		-----		-----		-----					
			652		90		418.13		0.00					Sum
B0/11-09-002-29W1/0	Jan-18							23.09	715.78				1.147	
B0/11-09-002-29W1/0	Feb-18							22.87	640.30				1.163	
B0/11-09-002-29W1/0	Mar-18							22.85	708.23				1.181	
B0/11-09-002-29W1/0	Apr-18							18.66	559.79				1.195	
B0/11-09-002-29W1/0	May-18							18.75	581.18				1.209	
B0/11-09-002-29W1/0	Jun-18							17.76	532.75				1.223	
B0/11-09-002-29W1/0	Jul-18							17.31	536.52				1.236	
B0/11-09-002-29W1/0	Aug-18							18.73	580.55				1.250	
B0/11-09-002-29W1/0	Sep-18							21.01	630.24				1.266	
B0/11-09-002-29W1/0	Oct-18							18.50	573.63				1.281	
B0/11-09-002-29W1/0	Nov-18							0.00	0.00				1.281	
B0/11-09-002-29W1/0	Dec-18							12.01	372.36				1.290	
-----			----		-----		-----		-----					
			0		0		0.00		6431.33					Sum
B0/11-16-002-29W1/0	Jan-18	9.33	289	0.97	30	5.58	173.04			598.08	0	0.000	0.000	
B0/11-16-002-29W1/0	Feb-18	10.76	301	1.26	35	0.00	0.00			0.00	0	0.000	0.000	
B0/11-16-002-29W1/0	Mar-18	7.65	237	0.71	22	0.00	0.00			0.00	0	0.000	0.000	
B0/11-16-002-29W1/0	Apr-18	5.54	166	0.57	17	0.00	0.00			0.00	0	0.000	0.000	
B0/11-16-002-29W1/0	May-18	7.63	236	0.89	28	0.00	0.00			0.00	0	0.000	0.000	
B0/11-16-002-29W1/0	Jun-18	7.69	231	0.86	26	0.00	0.00			0.00	0	0.000	0.000	
B0/11-16-002-29W1/0	Jul-18	7.59	235	0.91	28	0.00	0.00			0.00	0	0.000	0.000	
B0/11-16-002-29W1/0	Aug-18	7.20	223	0.67	21	0.00	0.00			0.00	0	0.000	0.000	
B0/11-16-002-29W1/0	Sep-18	5.26	158	0.50	15	0.00	0.00			0.00	0	0.000	0.000	

D0/16-05-002-29W1/0
South Pierson Unit 1 Group Production and Injection

@name()	Date	Oil Rate (CD) bbl/d	Monthly Oil Prod bbl	Water Rate (CD) bbl/d	Monthly Water Prod bbl	Gas Rate (CD) Mcf/d	Monthly Gas Prod Mcf	Water Inj Rate (CD) bbl/d	INJ WINJ bbl	Gas Oil Ratio cf/bbl	Water Oil Ratio bbl/bbl	Inst. VRR	Cum VRR Since Prod	
B0/11-16-002-29W1/0	Oct-18	1.32	41	0.12	4	0.00	0.00			0.00	0	0.000	0.000	
B0/11-16-002-29W1/0	Nov-18	0.00	0	0.00	0	0.00	0.00	0.00	0.00				0.000	
B0/11-16-002-29W1/0	Dec-18							35.38	1096.69				0.021	
-----			----		-----		-----		-----					
			2118		226		173.04		1096.69					Sum
B0/12-17-002-29W1/0	Jan-18							0.63	19.50				1.123	
B0/12-17-002-29W1/0	Feb-18							0.63	17.61				1.125	
B0/12-17-002-29W1/0	Mar-18							0.63	19.50				1.128	
B0/12-17-002-29W1/0	Apr-18							0.63	18.87				1.130	
B0/12-17-002-29W1/0	May-18							0.63	19.50				1.132	
B0/12-17-002-29W1/0	Jun-18							0.63	18.87				1.135	
B0/12-17-002-29W1/0	Jul-18							0.63	19.50				1.137	
B0/12-17-002-29W1/0	Aug-18							0.63	19.50				1.139	
B0/12-17-002-29W1/0	Sep-18							0.63	18.87				1.142	
B0/12-17-002-29W1/0	Oct-18							0.63	19.50				1.144	
B0/12-17-002-29W1/0	Nov-18							0.00	0.00				1.144	
B0/12-17-002-29W1/0	Dec-18							0.63	19.50				1.146	
-----			----		-----		-----		-----					
			0		0		0.00		210.71					Sum
B0/13-04-002-29W1/0	Jan-18	0.75	23	0.00	0	0.00	0.00			0.00	0	0.000	0.000	
B0/13-04-002-29W1/0	Feb-18	0.11	3	0.00	0	0.00	0.00	9.75	272.98	0.00	0	72.941	0.008	
B0/13-04-002-29W1/0	Mar-18	0.00	0	0.00	0	0.00	0.00	35.75	1108.26				0.039	
B0/13-04-002-29W1/0	Apr-18							2.05	61.64				0.041	
B0/13-04-002-29W1/0	May-18							0.63	19.50				0.042	
B0/13-04-002-29W1/0	Jun-18							0.63	18.87				0.042	
B0/13-04-002-29W1/0	Jul-18							0.65	20.13				0.043	
B0/13-04-002-29W1/0	Aug-18							0.63	19.50				0.043	
B0/13-04-002-29W1/0	Sep-18							0.90	27.05				0.044	
B0/13-04-002-29W1/0	Oct-18							4.61	142.78				0.048	

D0/16-05-002-29W1/0
South Pierson Unit 1 Group Production and Injection

@name()	Date	Oil Rate (CD) bbl/d	Monthly Oil Prod bbl	Water Rate (CD) bbl/d	Monthly Water Prod bbl	Gas Rate (CD) Mcf/d	Monthly Gas Prod Mcf	Water Inj Rate (CD) bbl/d	INJ WINJ bbl	Gas Oil Ratio cf/bbl	Water Oil Ratio bbl/bbl	Inst. VRR	Cum VRR Since Prod	
B0/13-04-002-29W1/0	Nov-18							0.00	0.00				0.048	
B0/13-04-002-29W1/0	Dec-18							2.39	74.22				0.050	
-----			----		-----		-----		-----					
			26		0		0.00		1764.92					Sum
B0/13-09-002-29W1/0	Jan-18	11.63	360	1.66	52	1.48	45.91			127.38	0	0.000	0.000	
B0/13-09-002-29W1/0	Feb-18	11.70	328	1.39	39	12.36	346.08			1056.1	0	0.000	0.000	
B0/13-09-002-29W1/0	Mar-18	11.00	341	1.26	39	11.62	360.21			1056.6	0	0.000	0.000	
B0/13-09-002-29W1/0	Apr-18	9.54	286	0.94	28	0.00	0.00			0.00	0	0.000	0.000	
B0/13-09-002-29W1/0	May-18	9.90	307	1.08	33	0.00	0.00			0.00	0	0.000	0.000	
B0/13-09-002-29W1/0	Jun-18	9.54	286	0.73	22	0.00	0.00			0.00	0	0.000	0.000	
B0/13-09-002-29W1/0	Jul-18	9.45	293	0.75	23	0.00	0.00			0.00	0	0.000	0.000	
B0/13-09-002-29W1/0	Aug-18	8.97	278	0.73	23	0.00	0.00			0.00	0	0.000	0.000	
B0/13-09-002-29W1/0	Sep-18	7.07	212	0.69	21	0.00	0.00			0.00	0	0.000	0.000	
B0/13-09-002-29W1/0	Oct-18	8.22	255	0.97	30	3.99	123.60			485.21	0	0.000	0.000	
B0/13-09-002-29W1/0	Nov-18	7.43	223	0.84	25	4.38	131.37			589.18	0	0.000	0.000	
B0/13-09-002-29W1/0	Dec-18	6.19	192	0.84	26	6.65	206.24			1074.3	0	0.000	0.000	
-----			----		-----		-----		-----					
			3361		362		1213.41		0.00					Sum
B0/14-04-002-29W1/0	Jan-18							8.06	249.71				4.571	
B0/14-04-002-29W1/0	Feb-18							6.24	174.86				4.593	
B0/14-04-002-29W1/0	Mar-18							0.83	25.79				4.596	
B0/14-04-002-29W1/0	Apr-18							0.63	18.87				4.598	
B0/14-04-002-29W1/0	May-18							0.63	19.50				4.601	
B0/14-04-002-29W1/0	Jun-18							0.63	18.87				4.603	
B0/14-04-002-29W1/0	Jul-18							0.63	19.50				4.606	
B0/14-04-002-29W1/0	Aug-18							0.63	19.50				4.608	
B0/14-04-002-29W1/0	Sep-18							0.65	19.50				4.611	
B0/14-04-002-29W1/0	Oct-18							1.79	55.35				4.618	
B0/14-04-002-29W1/0	Nov-18							0.00	0.00				4.618	

D0/16-05-002-29W1/0
South Pierson Unit 1 Group Production and Injection

@name()	Date	Oil Rate (CD) bbl/d	Monthly Oil Prod bbl	Water Rate (CD) bbl/d	Monthly Water Prod bbl	Gas Rate (CD) Mcf/d	Monthly Gas Prod Mcf	Water Inj Rate (CD) bbl/d	INJ WINJ bbl	Gas Oil Ratio cf/bbl	Water Oil Ratio bbl/bbl	Inst. VRR	Cum VRR Since Prod	
B0/14-04-002-29W1/0	Dec-18							0.63	19.50				4.620	
-----			----		-----		-----		-----					
			0		0		0.00		640.93					Sum
B0/14-08-002-29W1/0	Jan-18							1.14	35.22				0.872	
B0/14-08-002-29W1/0	Feb-18							0.63	17.61				0.874	
B0/14-08-002-29W1/0	Mar-18							0.63	19.50				0.876	
B0/14-08-002-29W1/0	Apr-18							0.63	18.87				0.879	
B0/14-08-002-29W1/0	May-18							0.63	19.50				0.881	
B0/14-08-002-29W1/0	Jun-18							0.63	18.87				0.884	
B0/14-08-002-29W1/0	Jul-18							0.63	19.50				0.886	
B0/14-08-002-29W1/0	Aug-18							0.63	19.50				0.889	
B0/14-08-002-29W1/0	Sep-18							0.63	18.87				0.891	
B0/14-08-002-29W1/0	Oct-18							0.63	19.50				0.894	
B0/14-08-002-29W1/0	Nov-18							0.00	0.00				0.894	
B0/14-08-002-29W1/0	Dec-18							0.63	19.50				0.896	
-----			----		-----		-----		-----					
			0		0		0.00		226.43					Sum
B0/15-16-002-29W1/0	Jan-18	1.93	60	0.65	20	5.35	165.98			2777.7	0	0.000	0.000	
B0/15-16-002-29W1/0	Feb-18	1.71	48	0.45	13	0.00	0.00			0.00	0	0.000	0.000	
B0/15-16-002-29W1/0	Mar-18	1.70	53	0.49	15	0.00	0.00			0.00	0	0.000	0.000	
B0/15-16-002-29W1/0	Apr-18	3.04	91	1.40	42	0.00	0.00			0.00	0	0.000	0.000	
B0/15-16-002-29W1/0	May-18	2.17	67	1.08	33	0.00	0.00			0.00	0	0.000	0.000	
B0/15-16-002-29W1/0	Jun-18	1.05	31	0.48	14	0.00	0.00			0.00	0	0.000	0.000	
B0/15-16-002-29W1/0	Jul-18	0.00	0	0.00	0	0.00	0.00						0.000	
B0/15-16-002-29W1/0	Nov-18							0.00	0.00				0.000	
B0/15-16-002-29W1/0	Dec-18							28.59	886.23				0.024	
-----			----		-----		-----		-----					
			350		138		165.98		886.23					Sum

D0/16-05-002-29W1/0
South Pierson Unit 1 Group Production and Injection

@name()	Date	Oil Rate (CD) bbl/d	Monthly Oil Prod bbl	Water Rate (CD) bbl/d	Monthly Water Prod bbl	Gas Rate (CD) Mcf/d	Monthly Gas Prod Mcf	Water Inj Rate (CD) bbl/d	INJ WINJ bbl	Gas Oil Ratio cf/bbl	Water Oil Ratio bbl/bbl	Inst. VRR	Cum VRR Since Prod	
B0/15-17-002-29W1/0	Jan-18	3.59	111	0.61	19	2.62	81.22			729.58	0	0.000	0.000	
B0/15-17-002-29W1/0	Feb-18	2.81	79	0.40	11	0.00	0.00			0.00	0	0.000	0.000	
B0/15-17-002-29W1/0	Mar-18	2.92	91	0.39	12	0.00	0.00			0.00	0	0.000	0.000	
B0/15-17-002-29W1/0	Apr-18	4.74	142	0.61	18	0.00	0.00			0.00	0	0.000	0.000	
B0/15-17-002-29W1/0	May-18	3.55	110	0.59	18	0.00	0.00			0.00	0	0.000	0.000	
B0/15-17-002-29W1/0	Jun-18	3.61	108	0.59	18	0.00	0.00			0.00	0	0.000	0.000	
B0/15-17-002-29W1/0	Jul-18	3.35	104	0.53	16	5.13	158.92			1531.2	0	0.000	0.000	
B0/15-17-002-29W1/0	Aug-18	2.37	74	0.26	8	10.82	335.49			4558.8	0	0.000	0.000	
B0/15-17-002-29W1/0	Sep-18	2.62	79	0.27	8	0.00	0.00			0.00	0	0.000	0.000	
B0/15-17-002-29W1/0	Oct-18	3.83	119	0.32	10	2.73	84.76			712.96	0	0.000	0.000	
B0/15-17-002-29W1/0	Nov-18	2.67	80	0.17	5	2.41	72.40			904.16	0	0.000	0.000	
B0/15-17-002-29W1/0	Dec-18	3.06	95	0.23	7	2.63	81.58			858.92	0	0.000	0.000	
-----			----		-----		-----		-----					
			1191		151		814.36		0.00					Sum
B0/16-17-002-29W1/0	Jan-18							0.63	19.50				1.419	
B0/16-17-002-29W1/0	Feb-18							0.63	17.61				1.423	
B0/16-17-002-29W1/0	Mar-18							0.63	19.50				1.428	
B0/16-17-002-29W1/0	Apr-18							0.63	18.87				1.432	
B0/16-17-002-29W1/0	May-18							0.63	19.50				1.437	
B0/16-17-002-29W1/0	Jun-18							0.63	18.87				1.442	
B0/16-17-002-29W1/0	Jul-18							0.63	19.50				1.446	
B0/16-17-002-29W1/0	Aug-18							0.63	19.50				1.451	
B0/16-17-002-29W1/0	Sep-18							0.63	18.87				1.455	
B0/16-17-002-29W1/0	Oct-18							1.97	61.01				1.470	
B0/16-17-002-29W1/0	Nov-18							0.00	0.00				1.470	
B0/16-17-002-29W1/0	Dec-18							0.63	19.50				1.474	
-----			----		-----		-----		-----					
			0		0		0.00		252.22					Sum
C0/04-09-002-29W1/0	Jan-18	10.02	311	0.69	21	7.63	236.61			761.49	0	0.000	0.000	

D0/16-05-002-29W1/0
South Pierson Unit 1 Group Production and Injection

@name()	Date	Oil Rate (CD) bbl/d	Monthly Oil Prod bbl	Water Rate (CD) bbl/d	Monthly Water Prod bbl	Gas Rate (CD) Mcf/d	Monthly Gas Prod Mcf	Water Inj Rate (CD) bbl/d	INJ WINJ bbl	Gas Oil Ratio cf/bbl	Water Oil Ratio bbl/bbl	Inst. VRR	Cum VRR Since Prod	
C0/04-09-002-29W1/0	Feb-18	6.31	177	0.36	10	30.52	854.61			4835.3	0	0.000	0.000	
C0/04-09-002-29W1/0	Mar-18	11.59	359	0.87	27	24.72	766.33			2133.7	0	0.000	0.000	
C0/04-09-002-29W1/0	Apr-18	13.19	396	1.05	31	10.83	324.89			821.21	0	0.000	0.000	
C0/04-09-002-29W1/0	May-18	11.14	345	0.85	26	10.82	335.49			971.56	0	0.000	0.000	
C0/04-09-002-29W1/0	Jun-18	12.24	367	0.82	25	12.95	388.46			1057.5	0	0.000	0.000	
C0/04-09-002-29W1/0	Jul-18	14.18	440	0.91	28	3.53	109.48			249.00	0	0.000	0.000	
C0/04-09-002-29W1/0	Aug-18	12.54	389	0.77	24	4.56	141.26			363.40	0	0.000	0.000	
C0/04-09-002-29W1/0	Sep-18	9.92	298	0.78	23	10.36	310.77			1044.5	0	0.000	0.000	
C0/04-09-002-29W1/0	Oct-18	9.64	299	0.81	25	3.65	113.01			378.25	0	0.000	0.000	
C0/04-09-002-29W1/0	Nov-18	9.43	283	0.74	22	3.81	114.42			404.34	0	0.000	0.000	
C0/04-09-002-29W1/0	Dec-18	9.57	297	0.82	25	1.88	58.27			196.31	0	0.000	0.000	
-----			----		-----		-----		-----					
			3959		289		3753.60		0.00					Sum
C0/04-16-002-29W1/0	Jan-18	3.06	95	0.28	9	31.33	971.15			10225.	0	0.000	0.000	
C0/04-16-002-29W1/0	Feb-18	2.58	72	0.25	7	0.00	0.00			0.00	0	0.000	0.000	
C0/04-16-002-29W1/0	Mar-18	2.37	74	0.18	6	0.00	0.00			0.00	0	0.000	0.000	
C0/04-16-002-29W1/0	Apr-18	2.29	69	0.13	4	0.00	0.00			0.00	0	0.000	0.000	
C0/04-16-002-29W1/0	May-18	2.27	70	0.22	7	0.00	0.00			0.00	0	0.000	0.000	
C0/04-16-002-29W1/0	Jun-18	1.95	58	0.15	4	0.00	0.00			0.00	0	0.000	0.000	
C0/04-16-002-29W1/0	Jul-18	1.16	36	0.10	3	10.94	339.02			9456.1	0	0.000	0.000	
C0/04-16-002-29W1/0	Aug-18	2.35	73	0.26	8	4.78	148.32			2032.8	0	0.000	0.000	
C0/04-16-002-29W1/0	Sep-18	1.13	34	0.06	2	0.00	0.00			0.00	0	0.000	0.000	
C0/04-16-002-29W1/0	Oct-18	0.77	24	0.04	1	0.91	28.25			1182.0	0	0.000	0.000	
C0/04-16-002-29W1/0	Nov-18	0.00	0	0.00	0	0.00	0.00	0.00	0.00				0.000	
C0/04-16-002-29W1/0	Dec-18							60.93	1888.83				0.034	
-----			----		-----		-----		-----					
			605		51		1486.75		1888.83					Sum
C0/04-17-002-29W1/0	Jan-18	3.59	111	0.34	11	16.52	512.06			4599.5	0	0.000	0.000	
C0/04-17-002-29W1/0	Feb-18	3.28	92	0.36	10	0.00	0.00			0.00	0	0.000	0.000	

D0/16-05-002-29W1/0
South Pierson Unit 1 Group Production and Injection

@name()	Date	Oil Rate (CD) bbl/d	Monthly Oil Prod bbl	Water Rate (CD) bbl/d	Monthly Water Prod bbl	Gas Rate (CD) Mcf/d	Monthly Gas Prod Mcf	Water Inj Rate (CD) bbl/d	INJ WINJ bbl	Gas Oil Ratio cf/bbl	Water Oil Ratio bbl/bbl	Inst. VRR	Cum VRR Since Prod	
C0/04-17-002-29W1/0	Mar-18	2.76	86	0.37	11	0.00	0.00			0.00	0	0.000	0.000	
C0/04-17-002-29W1/0	Apr-18	2.43	73	0.27	8	0.00	0.00			0.00	0	0.000	0.000	
C0/04-17-002-29W1/0	May-18	1.89	58	0.24	8	0.00	0.00			0.00	0	0.000	0.000	
C0/04-17-002-29W1/0	Jun-18	1.59	48	0.15	4	0.00	0.00			0.00	0	0.000	0.000	
C0/04-17-002-29W1/0	Jul-18	1.93	60	0.26	8	9.23	286.05			4787.1	0	0.000	0.000	
C0/04-17-002-29W1/0	Aug-18	1.58	49	0.24	8	3.19	98.88			2015.4	0	0.000	0.000	
C0/04-17-002-29W1/0	Sep-18	1.28	38	0.15	4	0.00	0.00			0.00	0	0.000	0.000	
C0/04-17-002-29W1/0	Oct-18	1.20	37	0.14	4	3.42	105.94			2854.8	0	0.000	0.000	
C0/04-17-002-29W1/0	Nov-18	2.06	62	0.29	9	2.00	60.03			970.00	0	0.000	0.000	
C0/04-17-002-29W1/0	Dec-18	1.90	59	0.25	8	1.47	45.56			772.16	0	0.000	0.000	
-----			----		-----		-----		-----					
			773		93		1108.53		0.00					Sum
C0/05-09-002-29W1/0	Jan-18	6.09	189	0.08	3	4.10	127.13			673.75	0	0.000	0.000	
C0/05-09-002-29W1/0	Feb-18	5.91	165	0.11	3	0.00	0.00			0.00	0	0.000	0.000	
C0/05-09-002-29W1/0	Mar-18	5.82	181	0.12	4	0.00	0.00			0.00	0	0.000	0.000	
C0/05-09-002-29W1/0	Apr-18	5.66	170	0.06	2	0.00	0.00			0.00	0	0.000	0.000	
C0/05-09-002-29W1/0	May-18	5.23	162	0.08	3	0.00	0.00			0.00	0	0.000	0.000	
C0/05-09-002-29W1/0	Jun-18	5.49	165	0.06	2	0.00	0.00			0.00	0	0.000	0.000	
C0/05-09-002-29W1/0	Jul-18	5.52	171	0.08	3	6.72	208.36			1217.8	0	0.000	0.000	
C0/05-09-002-29W1/0	Aug-18	5.44	169	0.08	3	9.34	289.58			1717.9	0	0.000	0.000	
C0/05-09-002-29W1/0	Sep-18	5.07	152	0.06	2	0.00	0.00			0.00	0	0.000	0.000	
C0/05-09-002-29W1/0	Oct-18	4.99	155	0.06	2	0.57	17.66			114.12	0	0.000	0.000	
C0/05-09-002-29W1/0	Nov-18	4.07	122	0.06	2	0.00	0.00			0.00	0	0.000	0.000	
C0/05-09-002-29W1/0	Dec-18	4.10	127	0.06	2	0.00	0.00			0.00	0	0.000	0.000	
-----			----		-----		-----		-----					
			1927		28		642.73		0.00					Sum
C0/05-16-002-29W1/0	Jan-18							14.34	444.69				6.855	
C0/05-16-002-29W1/0	Feb-18							6.87	192.47				6.875	
C0/05-16-002-29W1/0	Mar-18							9.68	300.02				6.907	

D0/16-05-002-29W1/0
South Pierson Unit 1 Group Production and Injection

@name()	Date	Oil Rate (CD) bbl/d	Monthly Oil Prod bbl	Water Rate (CD) bbl/d	Monthly Water Prod bbl	Gas Rate (CD) Mcf/d	Monthly Gas Prod Mcf	Water Inj Rate (CD) bbl/d	INJ WINJ bbl	Gas Oil Ratio cf/bbl	Water Oil Ratio bbl/bbl	Inst. VRR	Cum VRR Since Prod	
C0/05-16-002-29W1/0	Apr-18							0.63	18.87				6.909	
C0/05-16-002-29W1/0	May-18							0.99	30.76				6.912	
C0/05-16-002-29W1/0	Jun-18							4.52	135.61				6.927	
C0/05-16-002-29W1/0	Jul-18							2.90	89.88				6.936	
C0/05-16-002-29W1/0	Aug-18							4.61	142.78				6.951	
C0/05-16-002-29W1/0	Sep-18							5.18	155.36				6.968	
C0/05-16-002-29W1/0	Oct-18							16.66	516.39				7.023	
C0/05-16-002-29W1/0	Nov-18							0.00	0.00				7.023	
C0/05-16-002-29W1/0	Dec-18							13.84	428.90				7.069	
-----			----		-----		-----		-----					
			0		0		0.00		2455.73					Sum
C0/11-16-002-29W1/0	Jan-18							1.95	60.38				10.001	
C0/11-16-002-29W1/0	Feb-18							0.63	17.61				10.004	
C0/11-16-002-29W1/0	Mar-18							0.63	19.50				10.007	
C0/11-16-002-29W1/0	Apr-18							0.63	18.87				10.010	
C0/11-16-002-29W1/0	May-18							0.63	19.50				10.014	
C0/11-16-002-29W1/0	Jun-18							0.63	18.87				10.017	
C0/11-16-002-29W1/0	Jul-18							0.63	19.50				10.020	
C0/11-16-002-29W1/0	Aug-18							0.63	19.50				10.023	
C0/11-16-002-29W1/0	Sep-18							0.42	12.58				10.025	
C0/11-16-002-29W1/0	Oct-18							2.78	86.17				10.040	
C0/11-16-002-29W1/0	Nov-18							0.00	0.00				10.040	
C0/11-16-002-29W1/0	Dec-18							0.63	19.50				10.043	
-----			----		-----		-----		-----					
			0		0		0.00		311.97					Sum
C0/12-16-002-29W1/0	Jan-18	2.27	70	3.61	112	1.82	56.50			802.08	2	0.000	0.000	
C0/12-16-002-29W1/0	Feb-18	2.47	69	2.90	81	0.00	0.00			0.00	1	0.000	0.000	
C0/12-16-002-29W1/0	Mar-18	1.99	62	1.68	52	0.00	0.00			0.00	1	0.000	0.000	
C0/12-16-002-29W1/0	Apr-18	1.82	55	1.32	40	0.00	0.00			0.00	1	0.000	0.000	

D0/16-05-002-29W1/0
South Pierson Unit 1 Group Production and Injection

@name()	Date	Oil Rate (CD) bbl/d	Monthly Oil Prod bbl	Water Rate (CD) bbl/d	Monthly Water Prod bbl	Gas Rate (CD) Mcf/d	Monthly Gas Prod Mcf	Water Inj Rate (CD) bbl/d	INJ WINJ bbl	Gas Oil Ratio cf/bbl	Water Oil Ratio bbl/bbl	Inst. VRR	Cum VRR Since Prod	
C0/12-16-002-29W1/0	May-18	2.03	63	1.85	57	0.00	0.00			0.00	1	0.000	0.000	
C0/12-16-002-29W1/0	Jun-18	1.72	52	1.47	44	0.00	0.00			0.00	1	0.000	0.000	
C0/12-16-002-29W1/0	Jul-18	1.72	53	1.58	49	3.42	105.94			1981.6	1	0.000	0.000	
C0/12-16-002-29W1/0	Aug-18	2.68	83	2.70	84	0.00	0.00			0.00	1	0.000	0.000	
C0/12-16-002-29W1/0	Sep-18	1.59	48	1.59	48	0.00	0.00			0.00	1	0.000	0.000	
C0/12-16-002-29W1/0	Oct-18	1.79	55	1.58	49	2.73	84.76			1531.2	1	0.000	0.000	
C0/12-16-002-29W1/0	Nov-18	1.04	31	0.74	22	1.91	57.21			1837.5	1	0.000	0.000	
C0/12-16-002-29W1/0	Dec-18	0.91	28	0.69	22	1.95	60.39			2133.5	1	0.000	0.000	
-----			----		-----		-----		-----					
			670		659		364.80		0.00					Sum
C0/13-09-002-29W1/0	Jan-18	11.93	370	22.70	704	14.81	459.09			1241.3	2	0.000	0.000	
C0/13-09-002-29W1/0	Feb-18	9.70	272	19.12	535	0.00	0.00			0.00	2	0.000	0.000	
C0/13-09-002-29W1/0	Mar-18	10.08	313	20.80	645	0.00	0.00			0.00	2	0.000	0.000	
C0/13-09-002-29W1/0	Apr-18	7.44	223	14.72	442	0.00	0.00			0.00	2	0.000	0.000	
C0/13-09-002-29W1/0	May-18	8.56	265	15.46	479	0.00	0.00			0.00	2	0.000	0.000	
C0/13-09-002-29W1/0	Jun-18	8.70	261	14.70	441	0.00	0.00			0.00	2	0.000	0.000	
C0/13-09-002-29W1/0	Jul-18	8.46	262	15.44	479	0.00	0.00			0.00	2	0.000	0.000	
C0/13-09-002-29W1/0	Aug-18	8.12	252	14.71	456	0.00	0.00			0.00	2	0.000	0.000	
C0/13-09-002-29W1/0	Sep-18	5.20	156	9.43	283	0.00	0.00			0.00	2	0.000	0.000	
C0/13-09-002-29W1/0	Oct-18	6.94	215	13.33	413	2.73	84.76			394.01	2	0.000	0.000	
C0/13-09-002-29W1/0	Nov-18	5.75	173	10.65	320	3.19	95.70			554.50	2	0.000	0.000	
C0/13-09-002-29W1/0	Dec-18	5.23	162	10.17	315	4.28	132.78			819.52	2	0.000	0.000	
-----			----		-----		-----		-----					
			2924		5511		772.33		0.00					Sum
C0/15-04-002-29W1/0	Jan-18							0.63	19.50				1.420	
C0/15-04-002-29W1/0	Feb-18							0.63	17.61				1.421	
C0/15-04-002-29W1/0	Mar-18							0.63	19.50				1.422	
C0/15-04-002-29W1/0	Apr-18							0.63	18.87				1.423	
C0/15-04-002-29W1/0	May-18							0.63	19.50				1.424	

D0/16-05-002-29W1/0
South Pierson Unit 1 Group Production and Injection

@name()	Date	Oil Rate (CD) bbl/d	Monthly Oil Prod bbl	Water Rate (CD) bbl/d	Monthly Water Prod bbl	Gas Rate (CD) Mcf/d	Monthly Gas Prod Mcf	Water Inj Rate (CD) bbl/d	INJ WINJ bbl	Gas Oil Ratio cf/bbl	Water Oil Ratio bbl/bbl	Inst. VRR	Cum VRR Since Prod	
C0/15-04-002-29W1/0	Jun-18							0.63	18.87				1.426	
C0/15-04-002-29W1/0	Jul-18							0.63	19.50				1.427	
C0/15-04-002-29W1/0	Aug-18							0.63	19.50				1.428	
C0/15-04-002-29W1/0	Sep-18							0.65	19.50				1.429	
C0/15-04-002-29W1/0	Oct-18							1.91	59.12				1.433	
C0/15-04-002-29W1/0	Nov-18							0.00	0.00				1.433	
C0/15-04-002-29W1/0	Dec-18							0.78	24.03				1.434	
-----			----		-----		-----		-----					
			0		0		0.00		255.49					Sum
C0/16-09-002-29W1/0	Jan-18	6.74	209	0.77	24	0.00	0.00			0.00	0	0.000	0.000	
C0/16-09-002-29W1/0	Feb-18	3.19	89	0.31	9	0.00	0.00			0.00	0	0.000	0.000	
C0/16-09-002-29W1/0	Mar-18	6.35	197	0.63	19	0.00	0.00			0.00	0	0.000	0.000	
C0/16-09-002-29W1/0	Apr-18	6.50	195	0.63	19	0.00	0.00			0.00	0	0.000	0.000	
C0/16-09-002-29W1/0	May-18	6.43	199	0.67	21	0.00	0.00			0.00	0	0.000	0.000	
C0/16-09-002-29W1/0	Jun-18	4.68	140	0.48	14	0.00	0.00			0.00	0	0.000	0.000	
C0/16-09-002-29W1/0	Jul-18	4.04	125	0.45	14	0.00	0.00			0.00	0	0.000	0.000	
C0/16-09-002-29W1/0	Aug-18	6.31	196	0.65	20	0.00	0.00			0.00	0	0.000	0.000	
C0/16-09-002-29W1/0	Sep-18	5.93	178	0.10	3	0.00	0.00			0.00	0	0.000	0.000	
C0/16-09-002-29W1/0	Oct-18	6.05	187	0.08	3	0.00	0.00			0.00	0	0.000	0.000	
C0/16-09-002-29W1/0	Nov-18	3.60	108	0.06	2	3.01	90.41			836.63	0	0.000	0.000	
C0/16-09-002-29W1/0	Dec-18	3.47	107	0.06	2	2.35	72.75			677.17	0	0.000	0.000	
-----			----		-----		-----		-----					
			1931		150		163.15		0.00					Sum
C2/07-16-002-29W1/0	Jan-18							0.79	24.53				5.010	
C2/07-16-002-29W1/0	Feb-18							0.63	17.61				5.012	
C2/07-16-002-29W1/0	Mar-18							0.63	19.50				5.015	
C2/07-16-002-29W1/0	Apr-18							0.63	18.87				5.018	
C2/07-16-002-29W1/0	May-18							0.63	19.50				5.021	
C2/07-16-002-29W1/0	Jun-18							0.63	18.87				5.023	

D0/16-05-002-29W1/0
South Pierson Unit 1 Group Production and Injection

@name()	Date	Oil Rate (CD) bbl/d	Monthly Oil Prod bbl	Water Rate (CD) bbl/d	Monthly Water Prod bbl	Gas Rate (CD) Mcf/d	Monthly Gas Prod Mcf	Water Inj Rate (CD) bbl/d	INJ WINJ bbl	Gas Oil Ratio cf/bbl	Water Oil Ratio bbl/bbl	Inst. VRR	Cum VRR Since Prod	
C2/07-16-002-29W1/0	Jul-18							0.63	19.50				5.026	
C2/07-16-002-29W1/0	Aug-18							0.63	19.50				5.029	
C2/07-16-002-29W1/0	Sep-18							0.42	12.58				5.031	
C2/07-16-002-29W1/0	Oct-18							1.66	51.58				5.038	
C2/07-16-002-29W1/0	Nov-18							0.00	0.00				5.038	
C2/07-16-002-29W1/0	Dec-18							0.63	19.50				5.041	
-----			----		-----		-----		-----					
			0		0		0.00		241.53					Sum
D0/02-09-002-29W1/0	Jan-18							0.63	19.50				1.913	
D0/02-09-002-29W1/0	Feb-18							0.63	17.61				1.914	
D0/02-09-002-29W1/0	Mar-18							0.63	19.50				1.916	
D0/02-09-002-29W1/0	Apr-18							0.63	18.87				1.917	
D0/02-09-002-29W1/0	May-18							0.63	19.50				1.918	
D0/02-09-002-29W1/0	Jun-18							0.63	18.87				1.919	
D0/02-09-002-29W1/0	Jul-18							0.63	19.50				1.920	
D0/02-09-002-29W1/0	Aug-18							0.63	19.50				1.921	
D0/02-09-002-29W1/0	Sep-18							0.63	18.87				1.922	
D0/02-09-002-29W1/0	Oct-18							1.38	42.77				1.924	
D0/02-09-002-29W1/0	Nov-18							0.00	0.00				1.924	
D0/02-09-002-29W1/0	Dec-18							0.63	19.50				1.926	
-----			----		-----		-----		-----					
			0		0		0.00		233.98					Sum
D0/02-17-002-29W1/0	Jan-18							101.75	3154.34				9.407	
D0/02-17-002-29W1/0	Feb-18							85.88	2404.59				9.664	
D0/02-17-002-29W1/0	Mar-18							58.84	1824.04				9.859	
D0/02-17-002-29W1/0	Apr-18							55.41	1662.40				10.037	
D0/02-17-002-29W1/0	May-18							54.16	1679.00				10.217	
D0/02-17-002-29W1/0	Jun-18							48.21	1446.15				10.372	
D0/02-17-002-29W1/0	Jul-18							49.98	1549.37				10.538	

D0/16-05-002-29W1/0
South Pierson Unit 1 Group Production and Injection

@name()	Date	Oil Rate (CD) bbl/d	Monthly Oil Prod bbl	Water Rate (CD) bbl/d	Monthly Water Prod bbl	Gas Rate (CD) Mcf/d	Monthly Gas Prod Mcf	Water Inj Rate (CD) bbl/d	INJ WINJ bbl	Gas Oil Ratio cf/bbl	Water Oil Ratio bbl/bbl	Inst. VRR	Cum VRR Since Prod	
D0/02-17-002-29W1/0	Aug-18							50.36	1561.13				10.705	
D0/02-17-002-29W1/0	Sep-18							70.11	2103.31				10.930	
D0/02-17-002-29W1/0	Oct-18							99.89	3096.47				11.261	
D0/02-17-002-29W1/0	Nov-18							0.00	0.00				11.261	
D0/02-17-002-29W1/0	Dec-18							50.66	1570.56				11.430	
-----			----		-----		-----		-----					
			0		0		0.00		22051.37					Sum
D0/04-09-002-29W1/0	Jan-18							10.02	310.72				2.268	
D0/04-09-002-29W1/0	Feb-18							5.89	164.79				2.275	
D0/04-09-002-29W1/0	Mar-18							5.40	167.31				2.283	
D0/04-09-002-29W1/0	Apr-18							0.63	18.87				2.284	
D0/04-09-002-29W1/0	May-18							0.63	19.50				2.285	
D0/04-09-002-29W1/0	Jun-18							28.39	851.58				2.326	
D0/04-09-002-29W1/0	Jul-18							14.05	435.69				2.347	
D0/04-09-002-29W1/0	Aug-18							5.64	174.86				2.355	
D0/04-09-002-29W1/0	Sep-18							3.84	115.10				2.360	
D0/04-09-002-29W1/0	Oct-18							0.63	19.50				2.361	
D0/04-09-002-29W1/0	Nov-18							0.00	0.00				2.361	
D0/04-09-002-29W1/0	Dec-18							0.63	19.50				2.362	
-----			----		-----		-----		-----					
			0		0		0.00		2297.41					Sum
D0/04-17-002-29W1/0	Jan-18							11.77	364.81				6.436	
D0/04-17-002-29W1/0	Feb-18							9.52	266.69				6.470	
D0/04-17-002-29W1/0	Mar-18							0.63	19.50				6.473	
D0/04-17-002-29W1/0	Apr-18							0.63	18.87				6.475	
D0/04-17-002-29W1/0	May-18							0.63	19.50				6.478	
D0/04-17-002-29W1/0	Jun-18							0.63	18.87				6.480	
D0/04-17-002-29W1/0	Jul-18							0.63	19.50				6.483	
D0/04-17-002-29W1/0	Aug-18							0.63	19.50				6.485	

D0/16-05-002-29W1/0
South Pierson Unit 1 Group Production and Injection

@name()	Date	Oil Rate (CD) bbl/d	Monthly Oil Prod bbl	Water Rate (CD) bbl/d	Monthly Water Prod bbl	Gas Rate (CD) Mcf/d	Monthly Gas Prod Mcf	Water Inj Rate (CD) bbl/d	INJ WINJ bbl	Gas Oil Ratio cf/bbl	Water Oil Ratio bbl/bbl	Inst. VRR	Cum VRR Since Prod	
D0/04-17-002-29W1/0	Sep-18							0.63	18.87				6.488	
D0/04-17-002-29W1/0	Oct-18							0.63	19.50				6.490	
D0/04-17-002-29W1/0	Nov-18							0.00	0.00				6.490	
D0/04-17-002-29W1/0	Dec-18							0.63	19.50				6.493	
-----			----		-----		-----		-----					
			0		0		0.00		805.10					Sum
D0/05-17-002-29W1/0	Jan-18	0.37	11	0.04	1	1.59	49.44			4366.9	0	0.000	0.000	
D0/05-17-002-29W1/0	Feb-18	0.47	13	0.04	1	8.32	233.08			17645.	0	0.000	0.000	
D0/05-17-002-29W1/0	Mar-18	2.41	75	0.20	6	0.68	21.19			283.09	0	0.000	0.000	
D0/05-17-002-29W1/0	Apr-18	1.80	54	0.15	4	0.00	0.00			0.00	0	0.000	0.000	
D0/05-17-002-29W1/0	May-18	1.79	55	0.24	8	0.00	0.00			0.00	0	0.000	0.000	
D0/05-17-002-29W1/0	Jun-18	1.70	51	0.15	4	0.00	0.00			0.00	0	0.000	0.000	
D0/05-17-002-29W1/0	Jul-18	1.48	46	0.14	4	3.30	102.41			2230.4	0	0.000	0.000	
D0/05-17-002-29W1/0	Aug-18	1.38	43	0.14	4	0.57	17.66			412.84	0	0.000	0.000	
D0/05-17-002-29W1/0	Sep-18	1.34	40	0.13	4	0.00	0.00			0.00	0	0.000	0.000	
D0/05-17-002-29W1/0	Oct-18	2.21	69	0.20	6	4.67	144.79			2111.9	0	0.000	0.000	
D0/05-17-002-29W1/0	Nov-18	2.30	69	0.18	6	0.00	0.00			0.00	0	0.000	0.000	
D0/05-17-002-29W1/0	Dec-18	1.53	47	0.15	5	1.99	61.80			1301.3	0	0.000	0.000	
-----			----		-----		-----		-----					
			574		54		630.37		0.00					Sum
D0/06-09-002-29W1/0	Jan-18							226.19	7011.88				11.193	
D0/06-09-002-29W1/0	Feb-18							204.13	5715.55				11.452	
D0/06-09-002-29W1/0	Mar-18							72.25	2239.80				11.553	
D0/06-09-002-29W1/0	Apr-18							80.89	2426.61				11.663	
D0/06-09-002-29W1/0	May-18							97.81	3032.19				11.801	
D0/06-09-002-29W1/0	Jun-18							64.32	1929.52				11.888	
D0/06-09-002-29W1/0	Jul-18							100.10	3102.95				12.029	
D0/06-09-002-29W1/0	Aug-18							93.49	2898.34				12.160	
D0/06-09-002-29W1/0	Sep-18							124.31	3729.23				12.329	

D0/16-05-002-29W1/0
South Pierson Unit 1 Group Production and Injection

@name()	Date	Oil Rate (CD) bbl/d	Monthly Oil Prod bbl	Water Rate (CD) bbl/d	Monthly Water Prod bbl	Gas Rate (CD) Mcf/d	Monthly Gas Prod Mcf	Water Inj Rate (CD) bbl/d	INJ WINJ bbl	Gas Oil Ratio cf/bbl	Water Oil Ratio bbl/bbl	Inst. VRR	Cum VRR Since Prod	
D0/06-09-002-29W1/0	Oct-18							199.12	6172.82				12.608	
D0/06-09-002-29W1/0	Nov-18							0.00	0.00				12.608	
D0/06-09-002-29W1/0	Dec-18							138.01	4278.45				12.802	
-----			----		-----		-----		-----					
			0		0		0.00		42537.33					Sum
D0/06-17-002-29W1/0	Jan-18							0.63	19.50				1.556	
D0/06-17-002-29W1/0	Feb-18							0.63	17.61				1.559	
D0/06-17-002-29W1/0	Mar-18							1.54	47.80				1.566	
D0/06-17-002-29W1/0	Apr-18							0.63	18.87				1.568	
D0/06-17-002-29W1/0	May-18							0.95	29.56				1.572	
D0/06-17-002-29W1/0	Jun-18							0.86	25.79				1.576	
D0/06-17-002-29W1/0	Jul-18							0.89	27.68				1.580	
D0/06-17-002-29W1/0	Aug-18							2.88	89.32				1.592	
D0/06-17-002-29W1/0	Sep-18							3.38	101.27				1.607	
D0/06-17-002-29W1/0	Oct-18							2.94	91.20				1.620	
D0/06-17-002-29W1/0	Nov-18							0.00	0.00				1.620	
D0/06-17-002-29W1/0	Dec-18							0.97	30.19				1.624	
-----			----		-----		-----		-----					
			0		0		0.00		498.78					Sum
D0/11-04-002-29W1/0	Jan-18	0.91	28	0.00	0	6.15	190.70			6737.5	0	0.000	0.000	
D0/11-04-002-29W1/0	Feb-18	0.92	26	0.00	0	0.00	0.00			0.00	0	0.000	0.000	
D0/11-04-002-29W1/0	Mar-18	0.87	27	0.00	0	0.00	0.00			0.00	0	0.000	0.000	
D0/11-04-002-29W1/0	Apr-18	0.90	27	0.00	0	0.00	0.00			0.00	0	0.000	0.000	
D0/11-04-002-29W1/0	May-18	0.89	28	0.00	0	0.00	0.00			0.00	0	0.000	0.000	
D0/11-04-002-29W1/0	Jun-18	0.88	26	0.00	0	0.00	0.00			0.00	0	0.000	0.000	
D0/11-04-002-29W1/0	Jul-18	0.87	27	0.00	0	0.00	0.00			0.00	0	0.000	0.000	
D0/11-04-002-29W1/0	Aug-18	0.85	26	0.00	0	0.00	0.00			0.00	0	0.000	0.000	
D0/11-04-002-29W1/0	Sep-18	0.67	20	0.00	0	0.00	0.00			0.00	0	0.000	0.000	
D0/11-04-002-29W1/0	Oct-18	0.26	8	0.00	0	1.25	38.85			4750.8	0	0.000	0.000	

D0/16-05-002-29W1/0
South Pierson Unit 1 Group Production and Injection

@name()	Date	Oil Rate (CD) bbl/d	Monthly Oil Prod bbl	Water Rate (CD) bbl/d	Monthly Water Prod bbl	Gas Rate (CD) Mcf/d	Monthly Gas Prod Mcf	Water Inj Rate (CD) bbl/d	INJ WINJ bbl	Gas Oil Ratio cf/bbl	Water Oil Ratio bbl/bbl	Inst. VRR	Cum VRR Since Prod	
D0/11-04-002-29W1/0	Nov-18	0.00	0	0.00	0	0.00	0.00						0.000	
D0/11-04-002-29W1/0	Dec-18							7.41	229.58				0.008	
-----			----		-----		-----		-----					
			244		0		229.55		229.58					Sum
D0/14-09-002-29W1/0	Jan-18							14.02	434.63				5.663	
D0/14-09-002-29W1/0	Feb-18							25.59	716.41				5.687	
D0/14-09-002-29W1/0	Mar-18							28.30	877.43				5.717	
D0/14-09-002-29W1/0	Apr-18							25.26	757.92				5.743	
D0/14-09-002-29W1/0	May-18							26.05	807.55				5.770	
D0/14-09-002-29W1/0	Jun-18							25.40	761.95				5.796	
D0/14-09-002-29W1/0	Jul-18							24.09	746.85				5.822	
D0/14-09-002-29W1/0	Aug-18							25.59	793.14				5.849	
D0/14-09-002-29W1/0	Sep-18							28.98	869.25				5.878	
D0/14-09-002-29W1/0	Oct-18							26.88	833.40				5.907	
D0/14-09-002-29W1/0	Nov-18							0.00	0.00				5.907	
D0/14-09-002-29W1/0	Dec-18							16.78	520.04				5.924	
-----			----		-----		-----		-----					
			0		0		0.00		8118.57					Sum
D0/16-05-002-29W1/0	Jan-18							6.74	208.82				3.344	
D0/16-05-002-29W1/0	Feb-18							2.40	67.30				3.348	
D0/16-05-002-29W1/0	Mar-18							1.42	44.03				3.351	
D0/16-05-002-29W1/0	Apr-18							0.63	18.87				3.353	
D0/16-05-002-29W1/0	May-18							0.63	19.50				3.354	
D0/16-05-002-29W1/0	Jun-18							5.93	178.00				3.366	
D0/16-05-002-29W1/0	Jul-18							17.92	555.45				3.403	
D0/16-05-002-29W1/0	Aug-18							20.43	633.38				3.446	
D0/16-05-002-29W1/0	Sep-18							21.72	651.62				3.490	
D0/16-05-002-29W1/0	Oct-18							17.90	554.76				3.527	
D0/16-05-002-29W1/0	Nov-18							0.00	0.00				3.527	

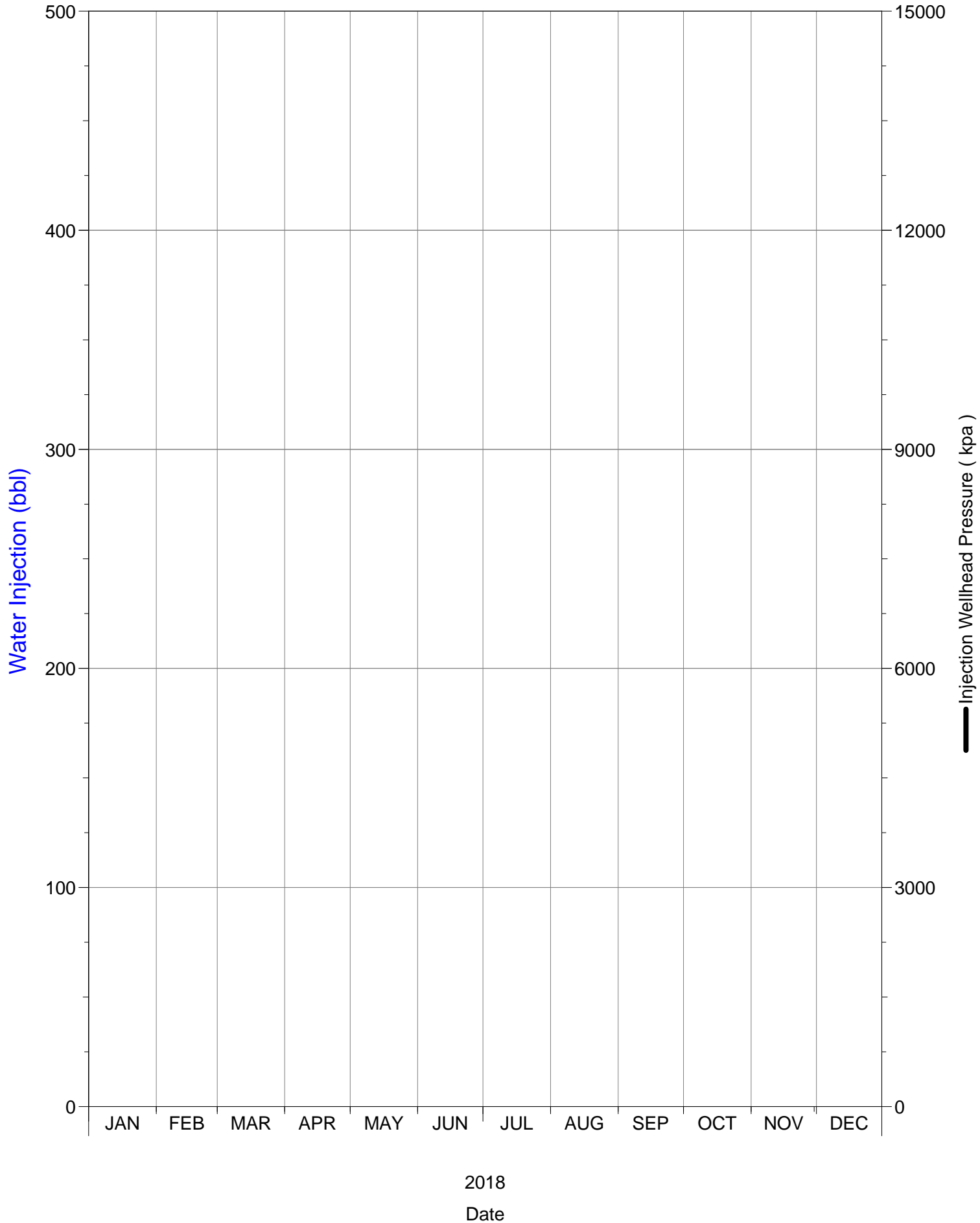
D0/16-05-002-29W1/0
South Pierson Unit 1 Group Production and Injection

@name()	Date	Oil Rate (CD) bbl/d	Monthly Oil Prod bbl	Water Rate (CD) bbl/d	Monthly Water Prod bbl	Gas Rate (CD) Mcf/d	Monthly Gas Prod Mcf	Water Inj Rate (CD) bbl/d	INJ WINJ bbl	Gas Oil Ratio cf/bbl	Water Oil Ratio bbl/bbl	Inst. VRR	Cum VRR Since Prod	
D0/16-05-002-29W1/0	Dec-18							10.46	324.18				3.549	
-----			----		-----		-----		-----					
			0		0		0.00		3255.92					Sum

Daily Injection Rate and Pressure

00/01-08-002-29W1/0

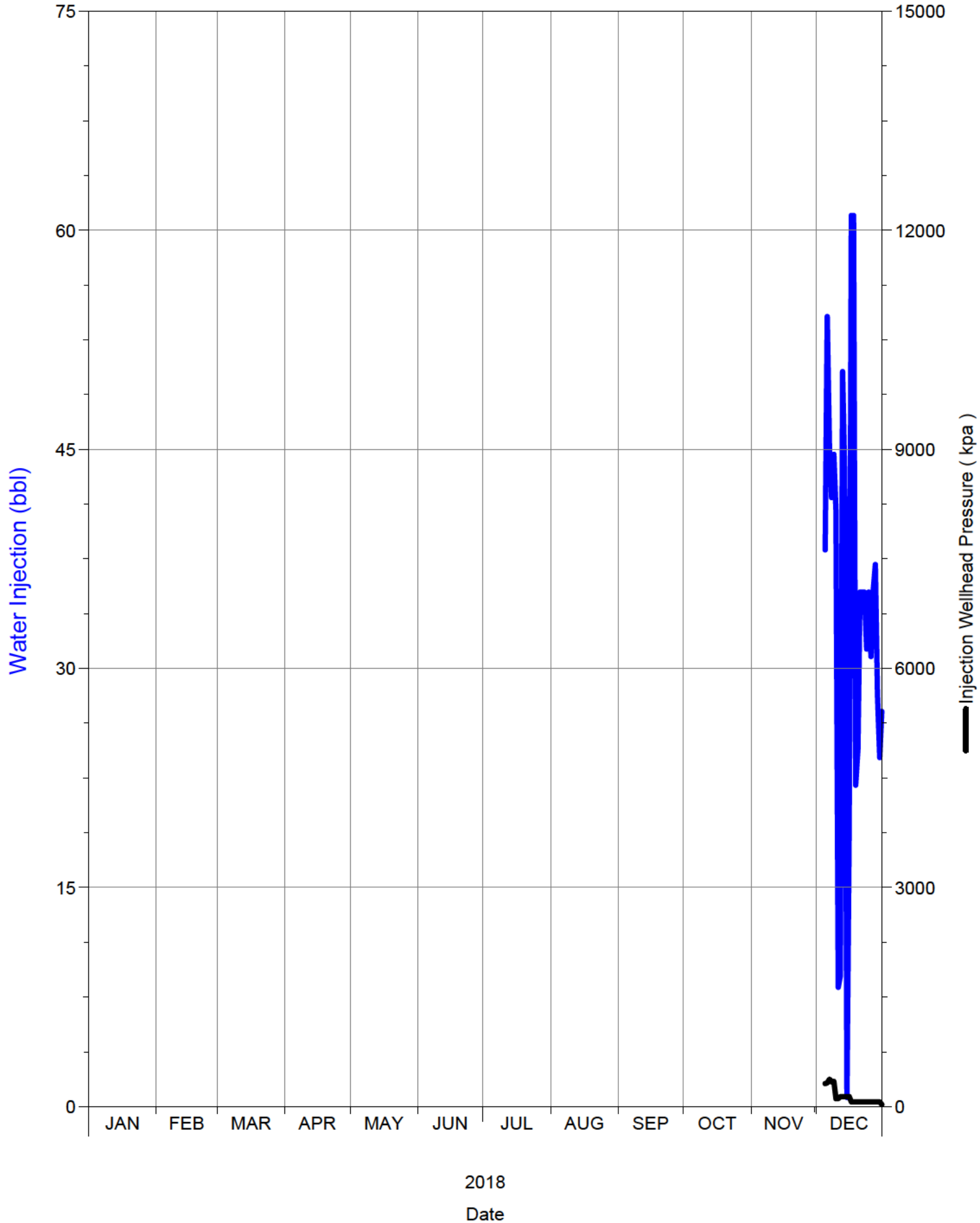
SPU 1



Daily Injection Rate and Pressure

00/01-09-002-29W1/0

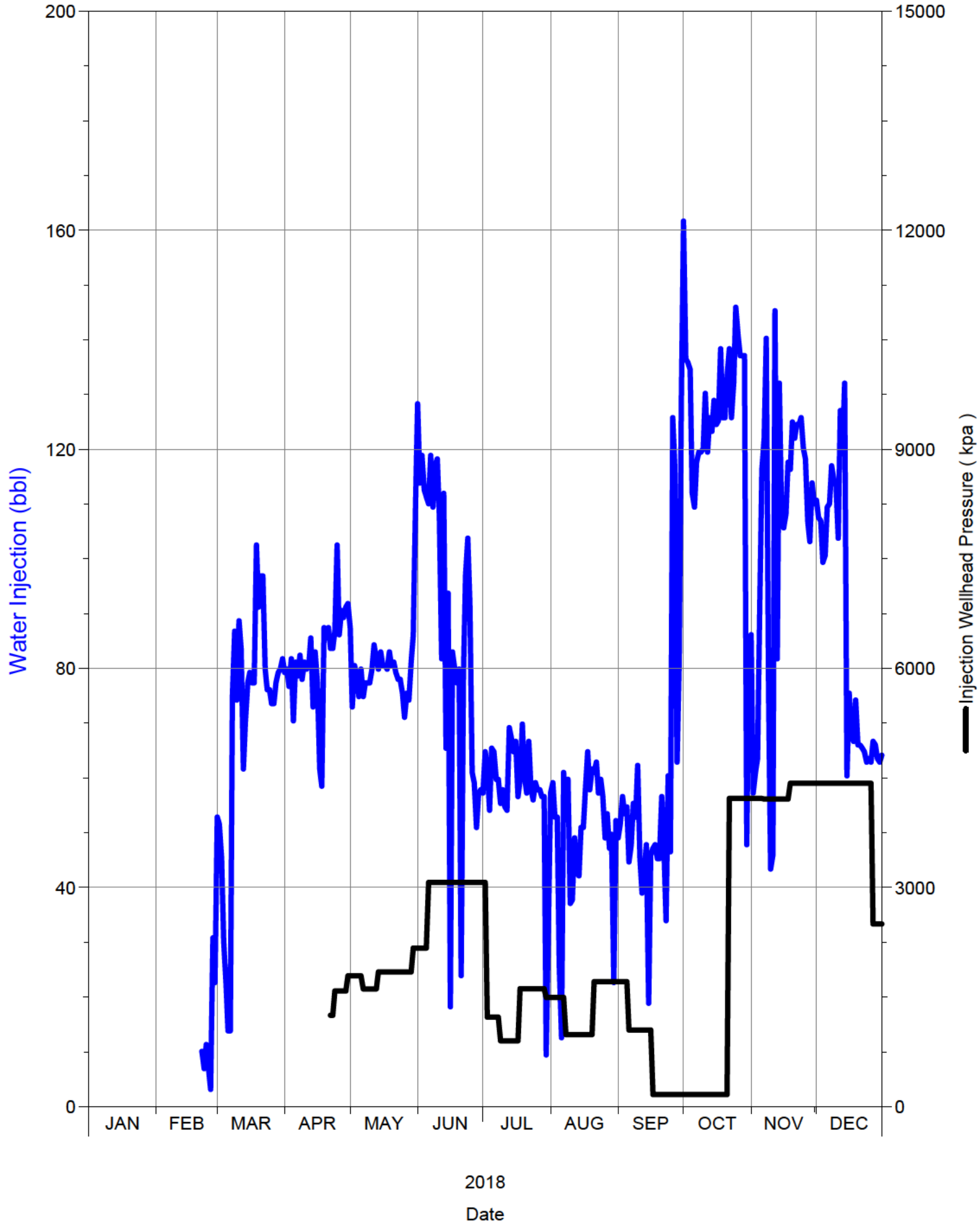
SPU 1



Daily Injection Rate and Pressure

00/01-16-002-29W1/0

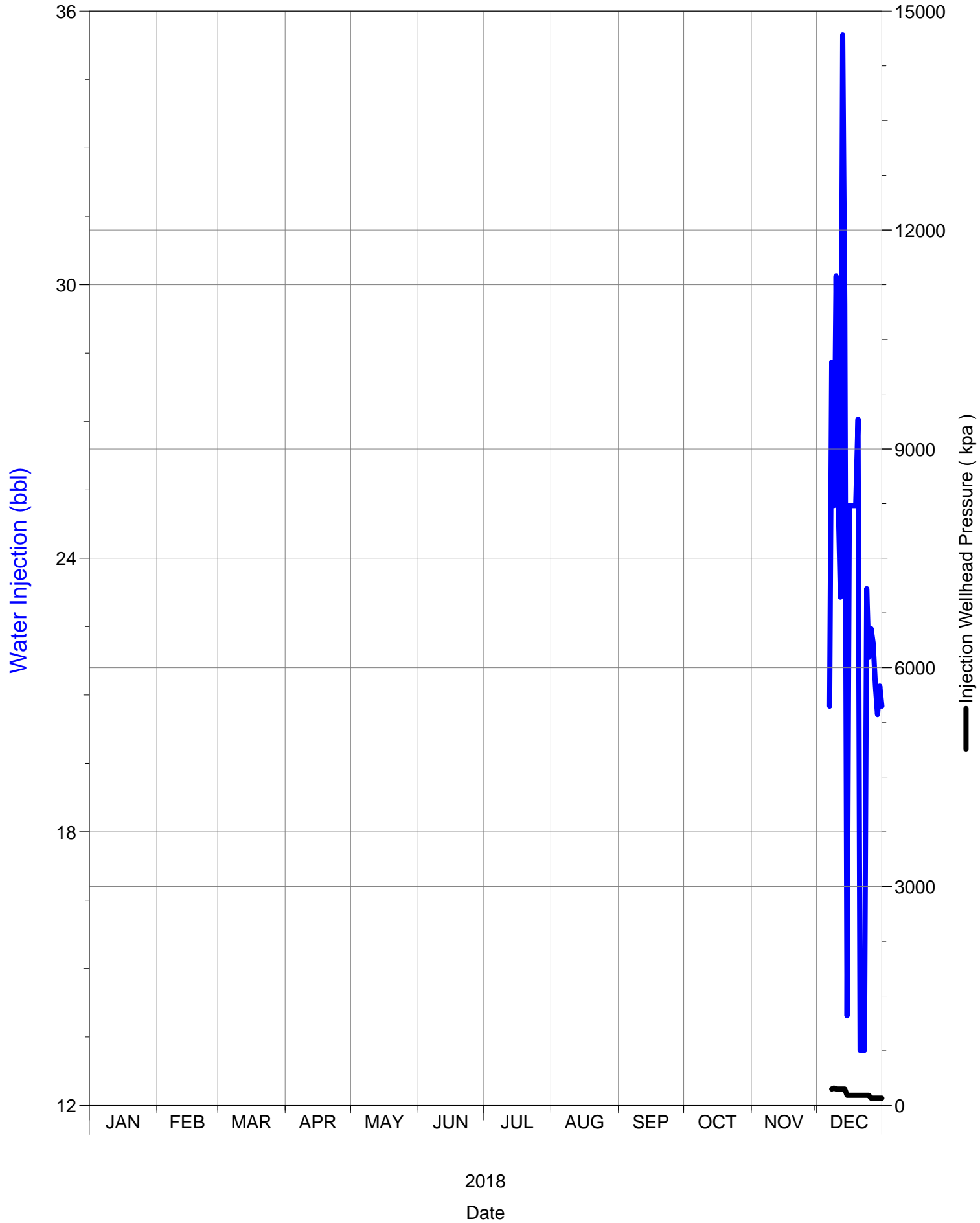
SPU 1



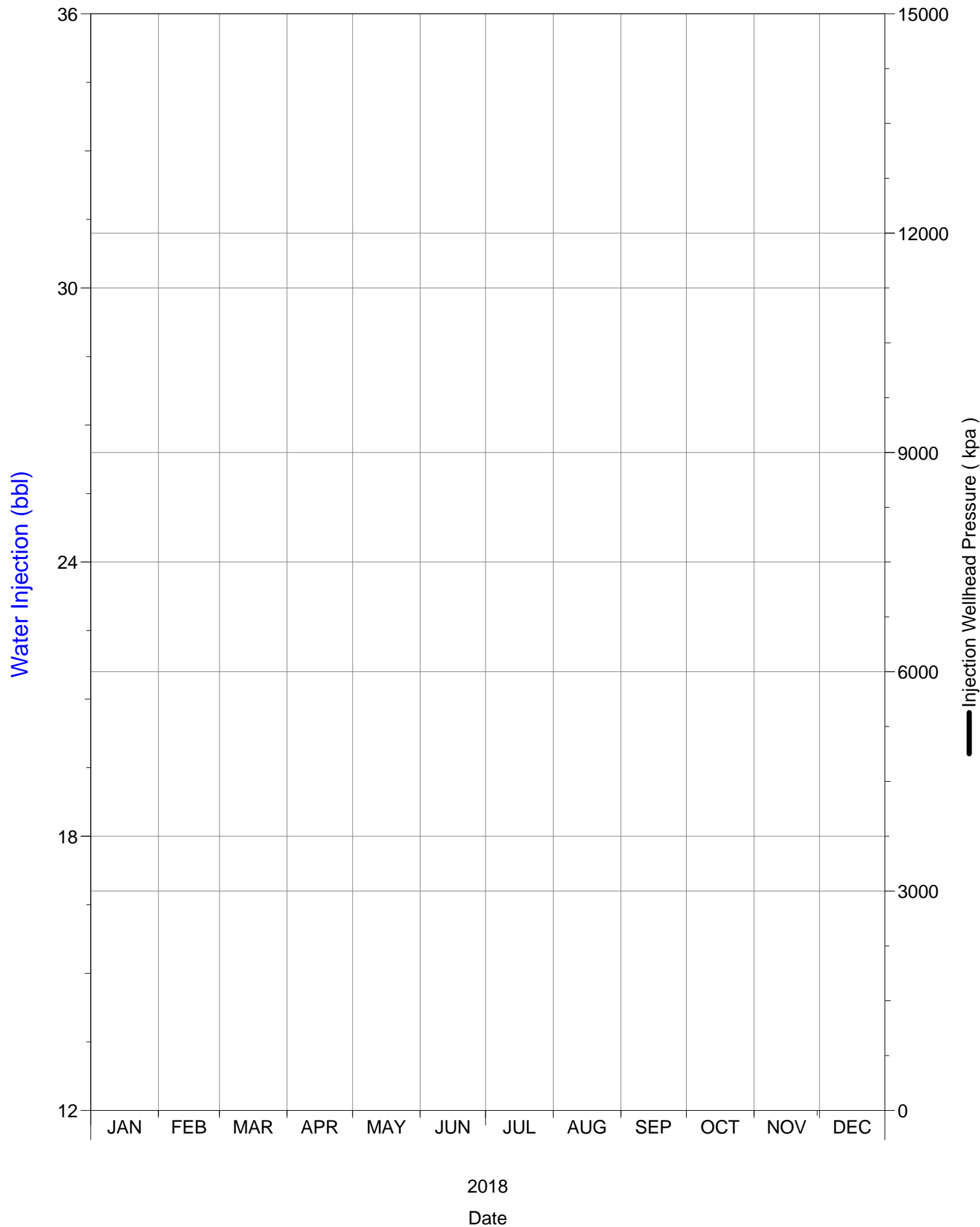
Daily Injection Rate and Pressure

00/01-17-002-29W1/0

SPU 1



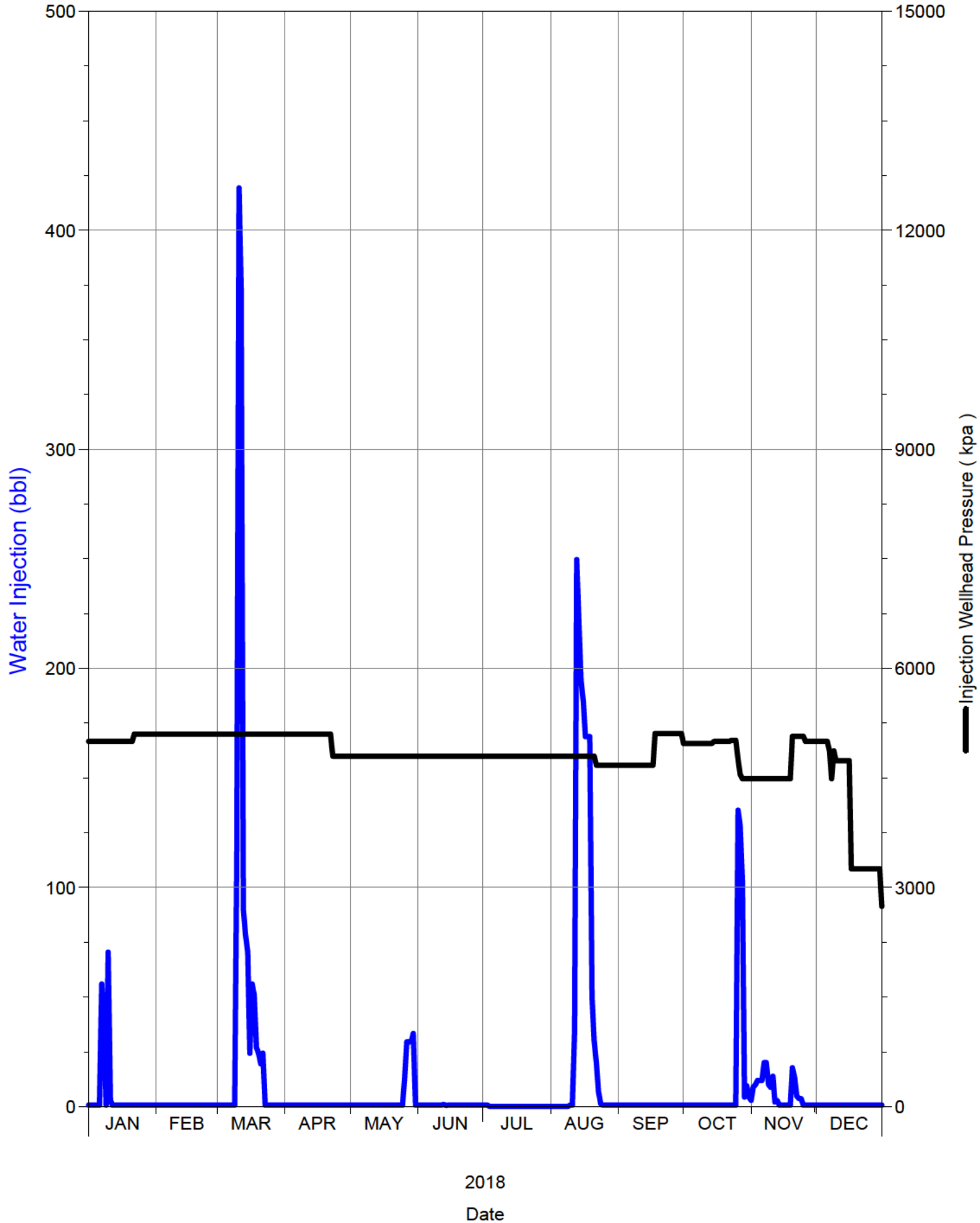
Daily Injection Rate and Pressure
00/01-18-002-29W1/0
SPU 1



Daily Injection Rate and Pressure

00/02-08-002-29W1/0

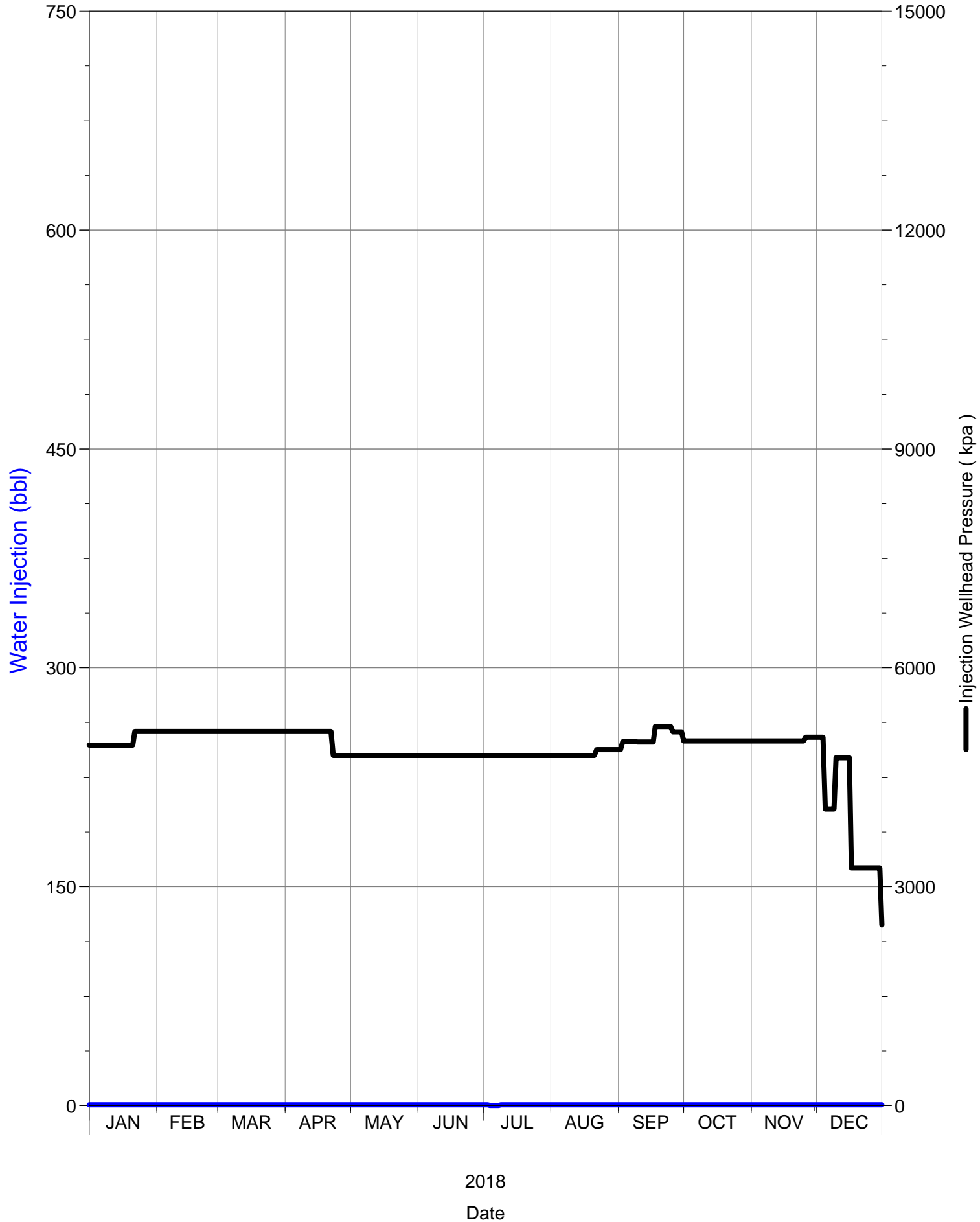
SPU 1



Daily Injection Rate and Pressure

00/02-09-002-29W1/0

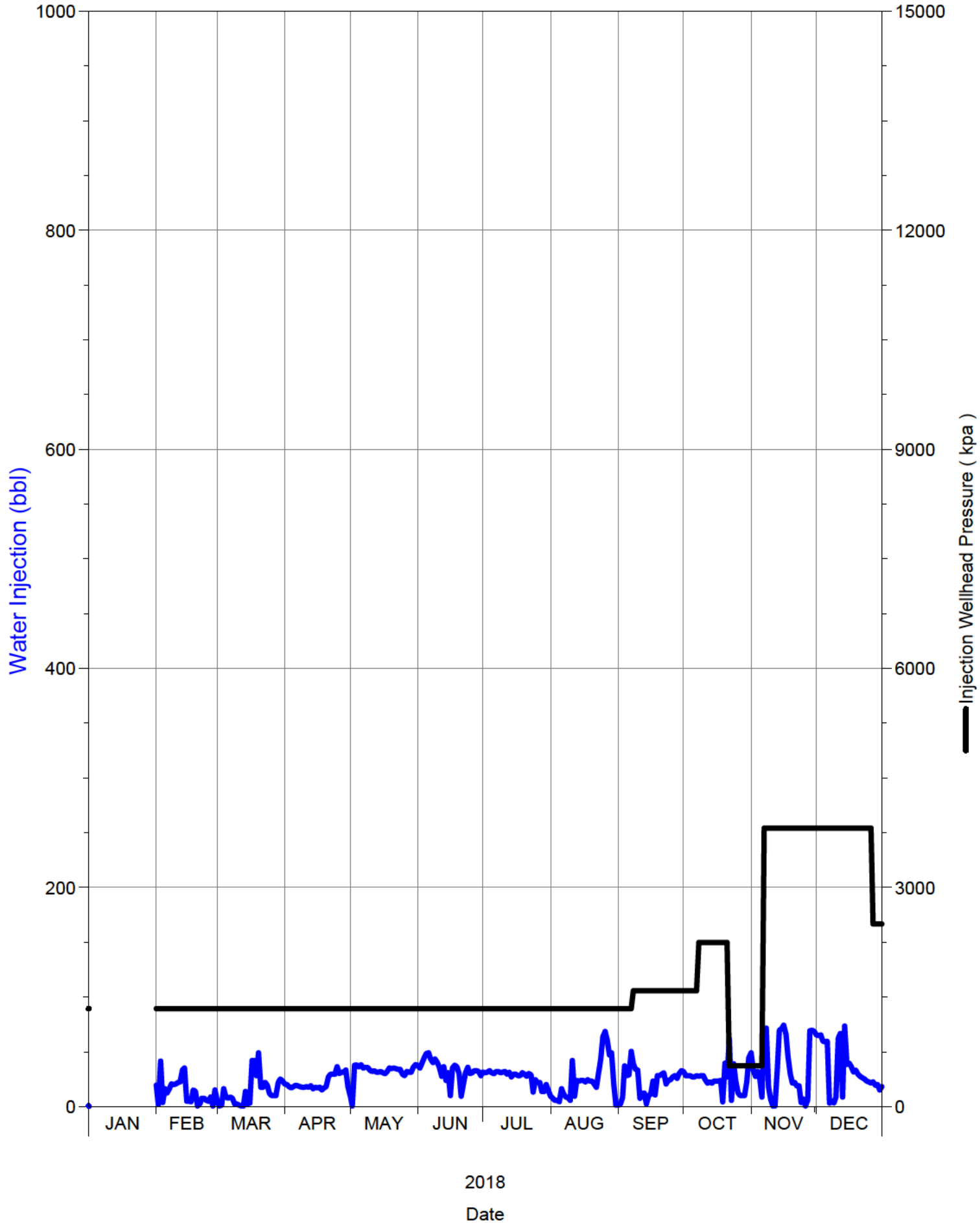
SPU 1



Daily Injection Rate and Pressure

00/02-16-002-29W1/0

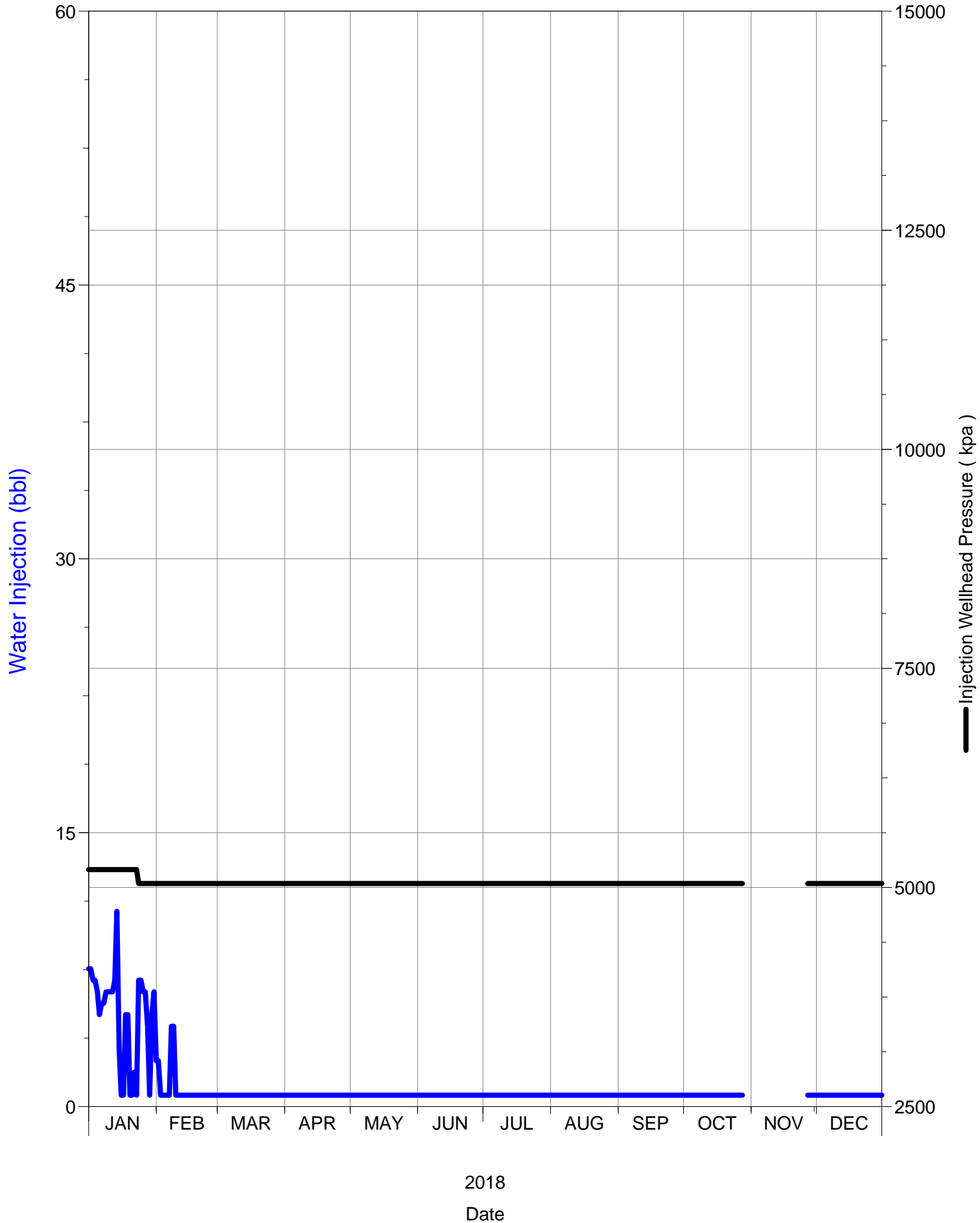
SPU 1



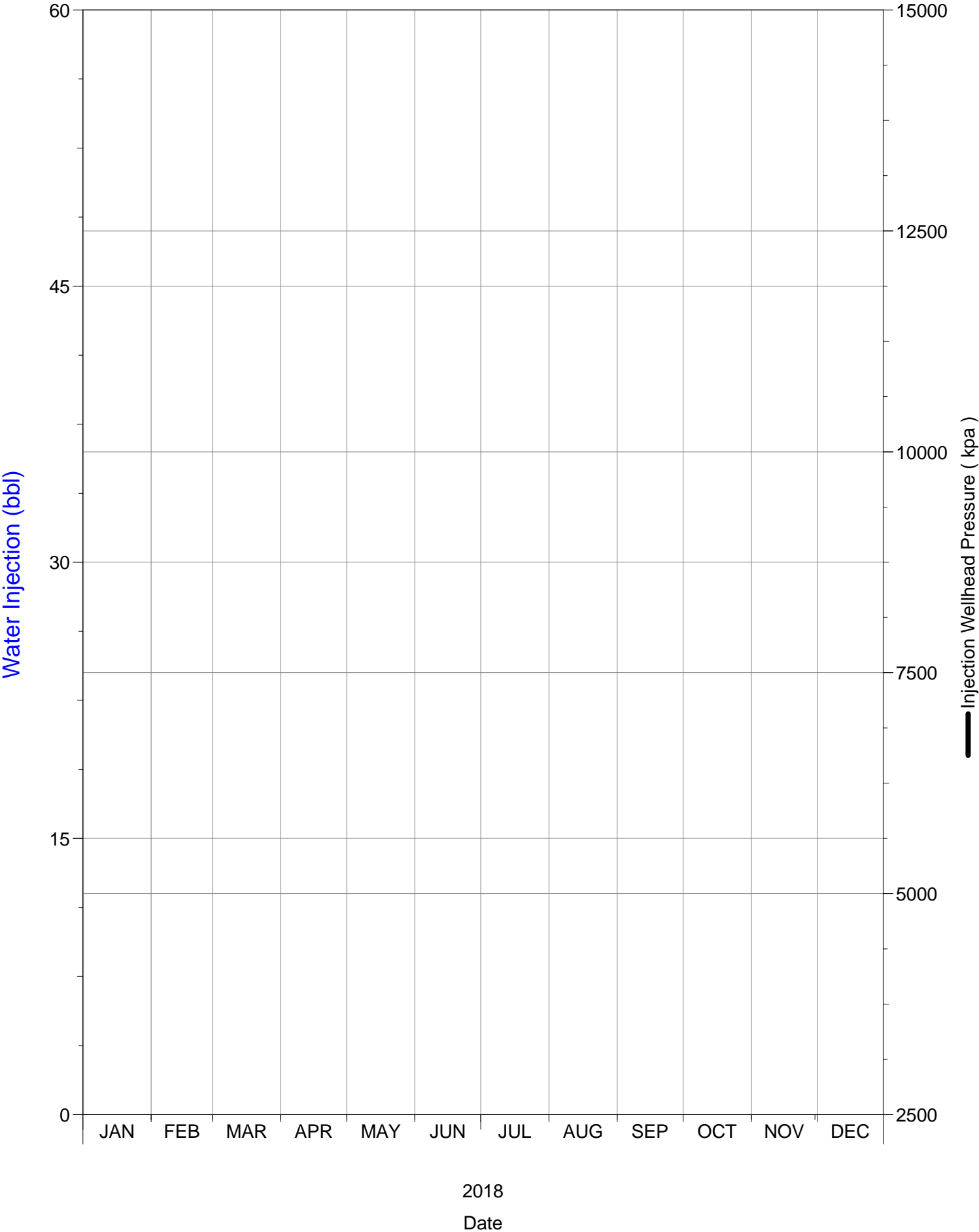
Daily Injection Rate and Pressure

00/02-17-002-29W1/0

SPU 1



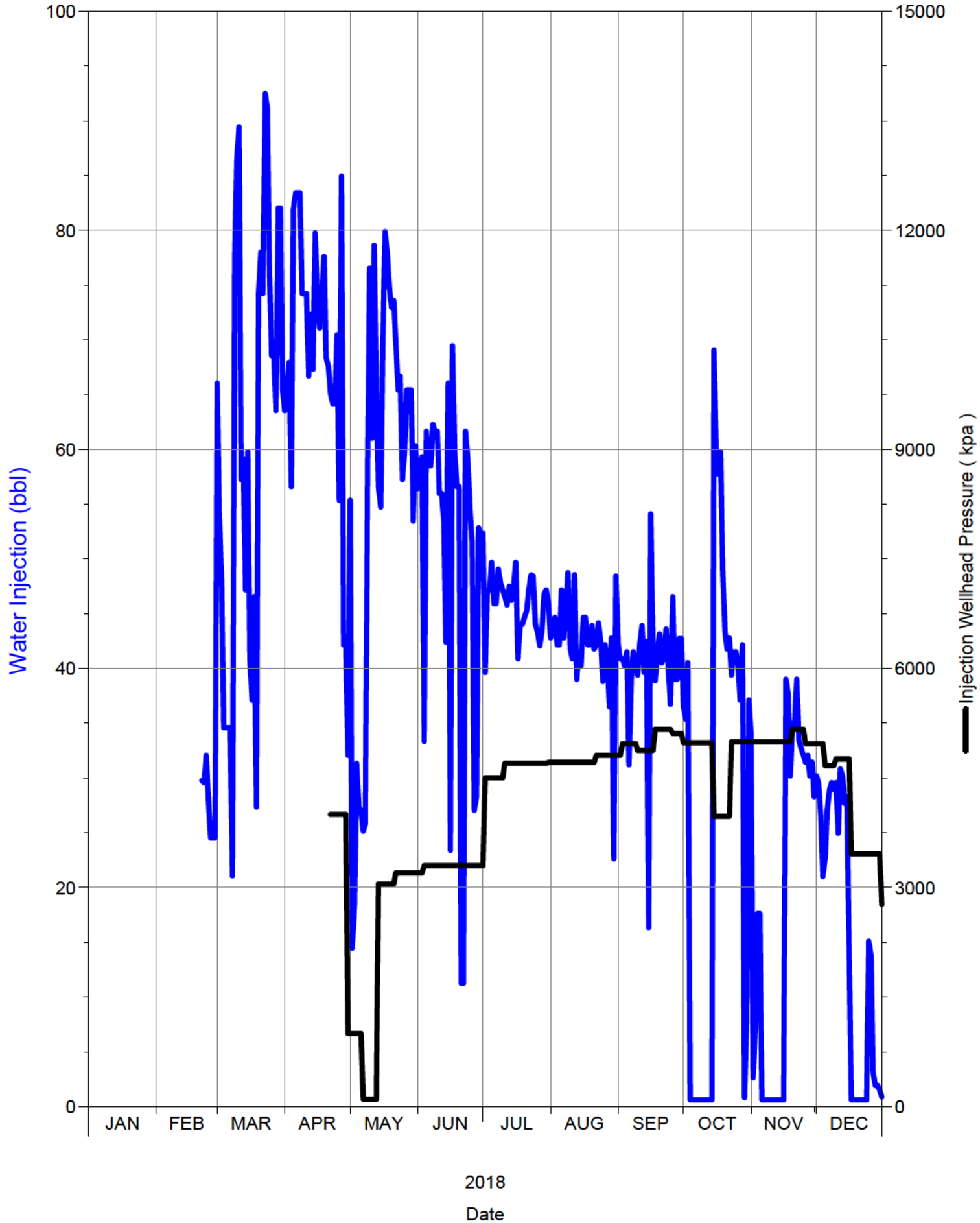
Daily Injection Rate and Pressure
00/03-08-002-29W1/0
SPU 1



Daily Injection Rate and Pressure

00/03-09-002-29W1/0

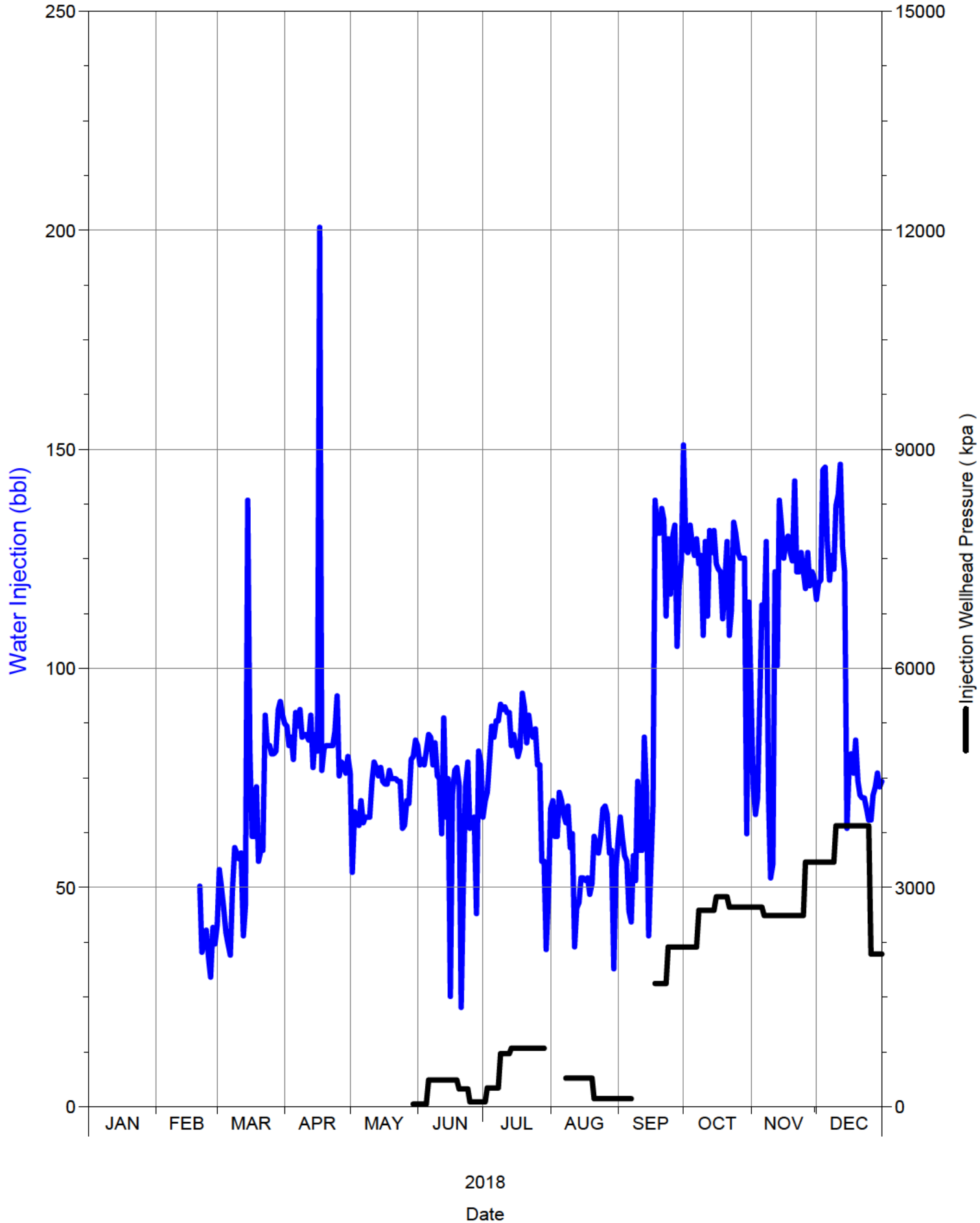
SPU 1



Daily Injection Rate and Pressure

00/03-16-002-29W1/0

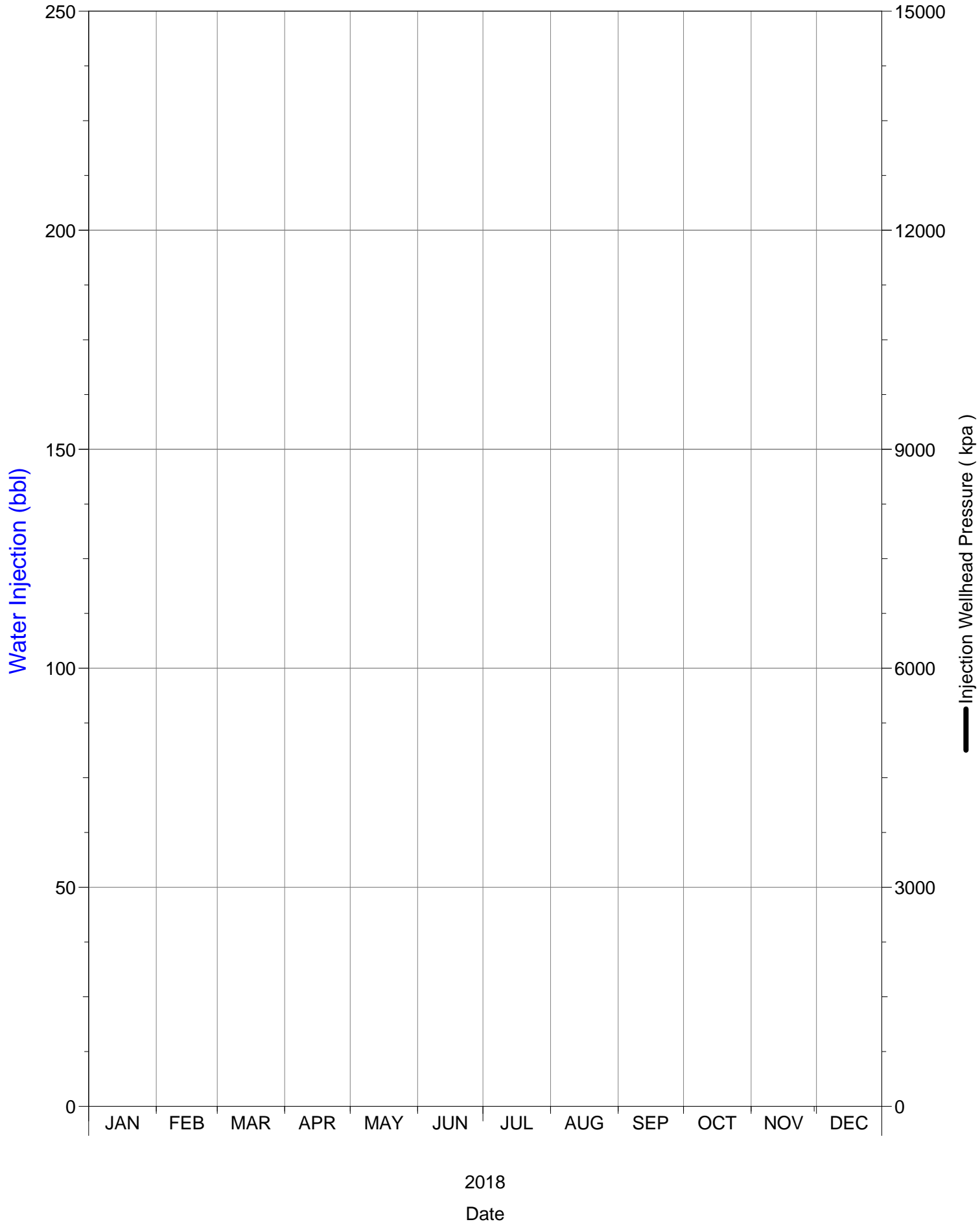
SPU 1



Daily Injection Rate and Pressure

00/03-17-002-29W1/0

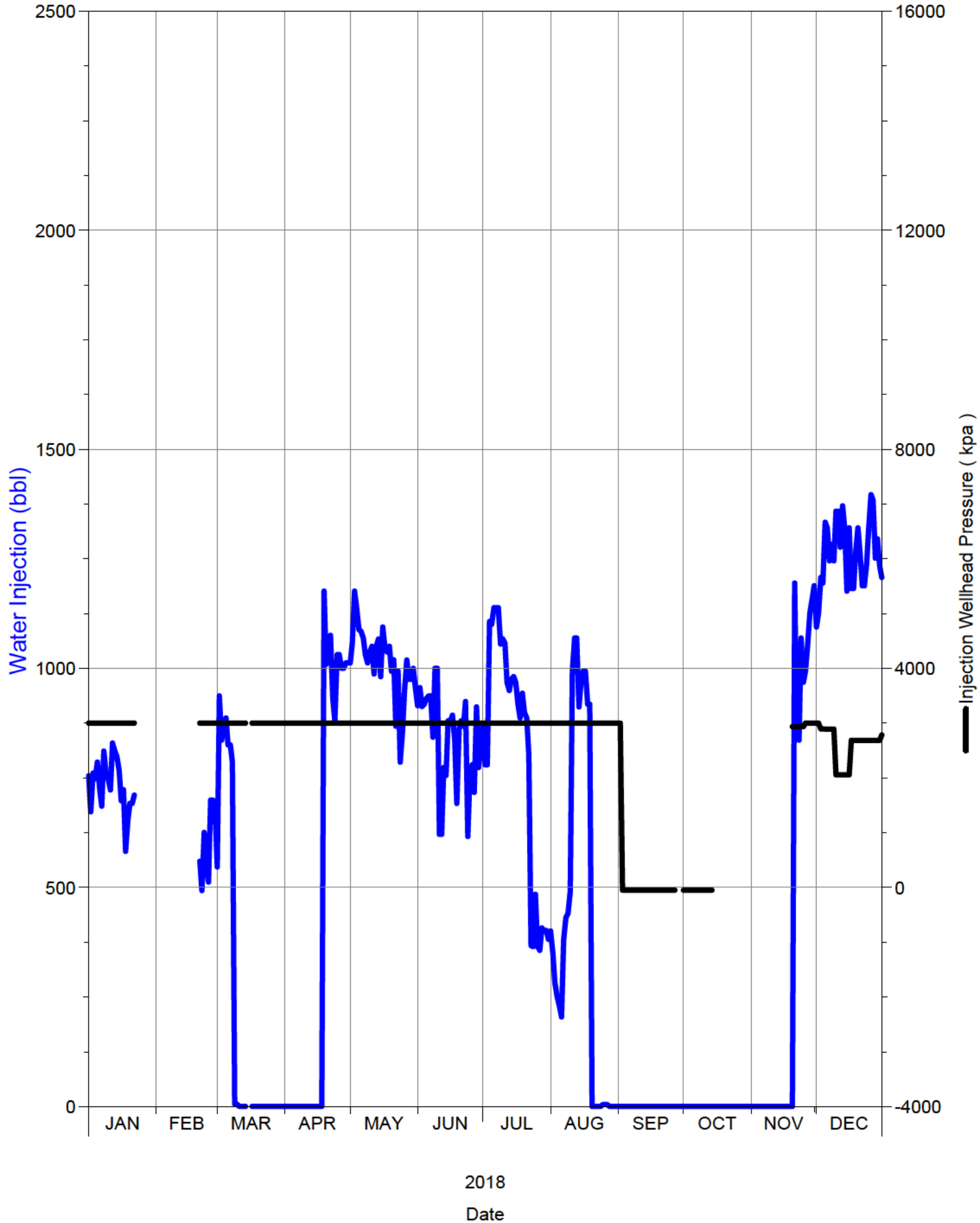
SPU 1



Daily Injection Rate and Pressure

00/04-09-002-29W1/0

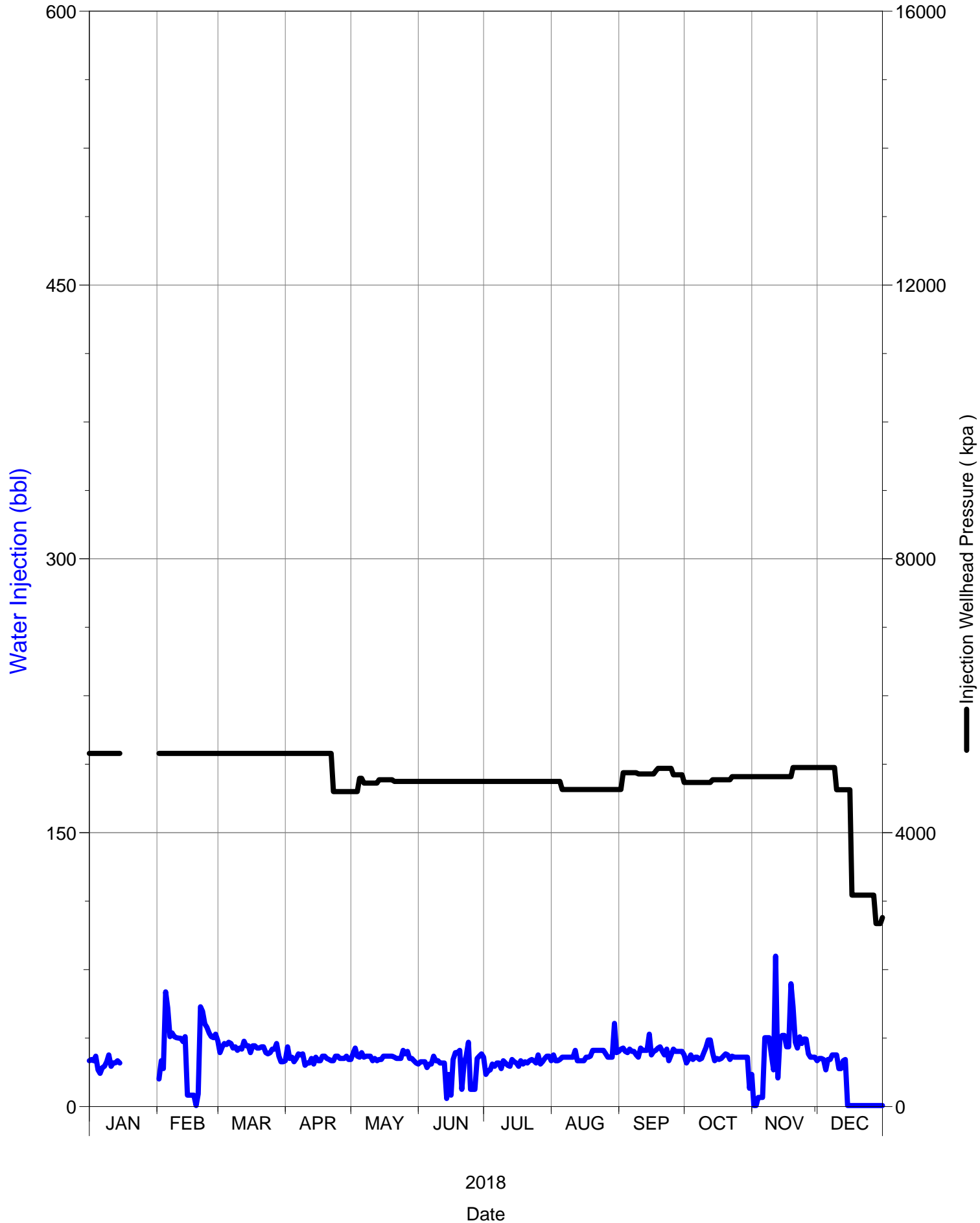
SPU 1



Daily Injection Rate and Pressure

00/04-15-002-29W1/0

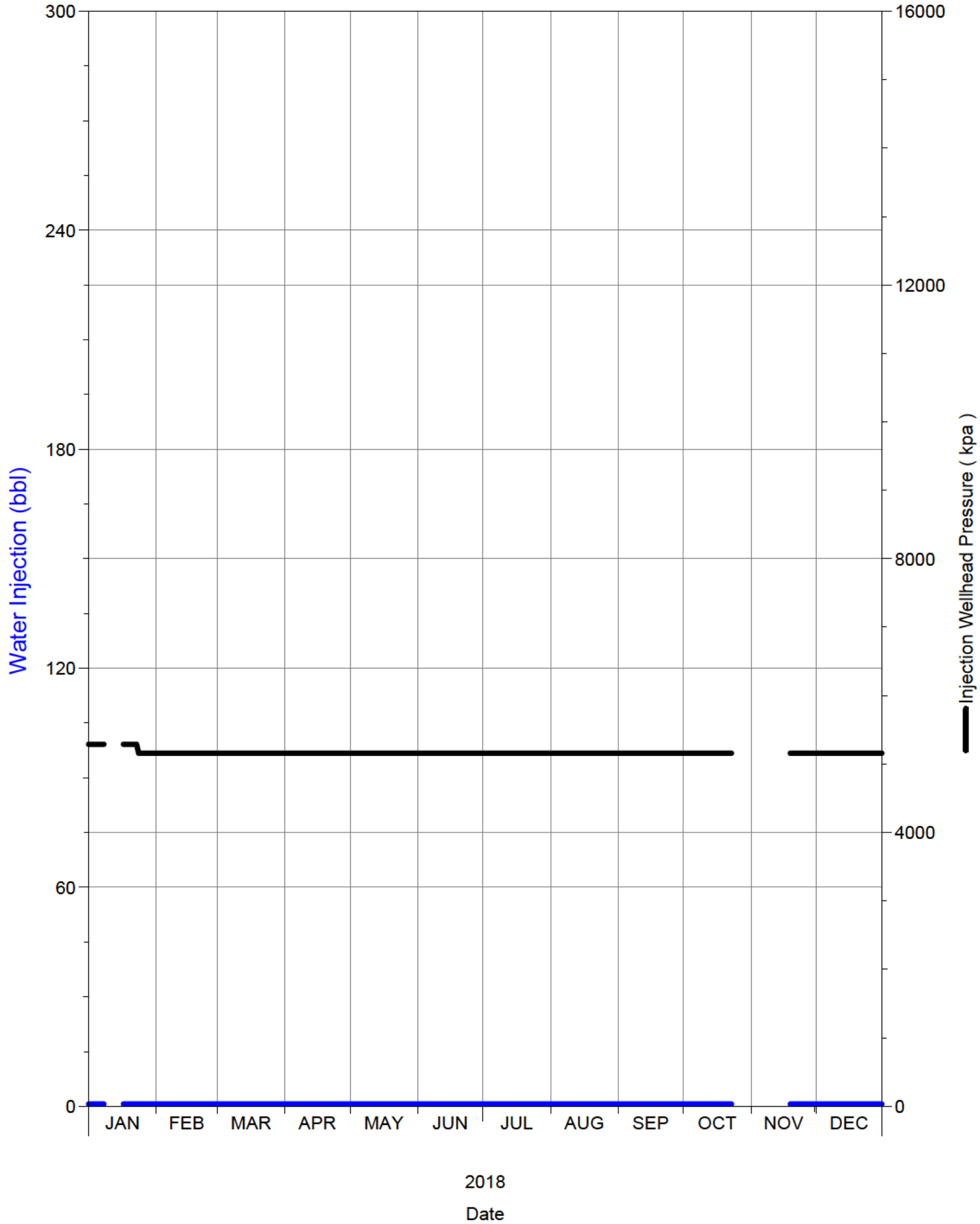
SPU 1



Daily Injection Rate and Pressure

00/04-16-002-29W1/0

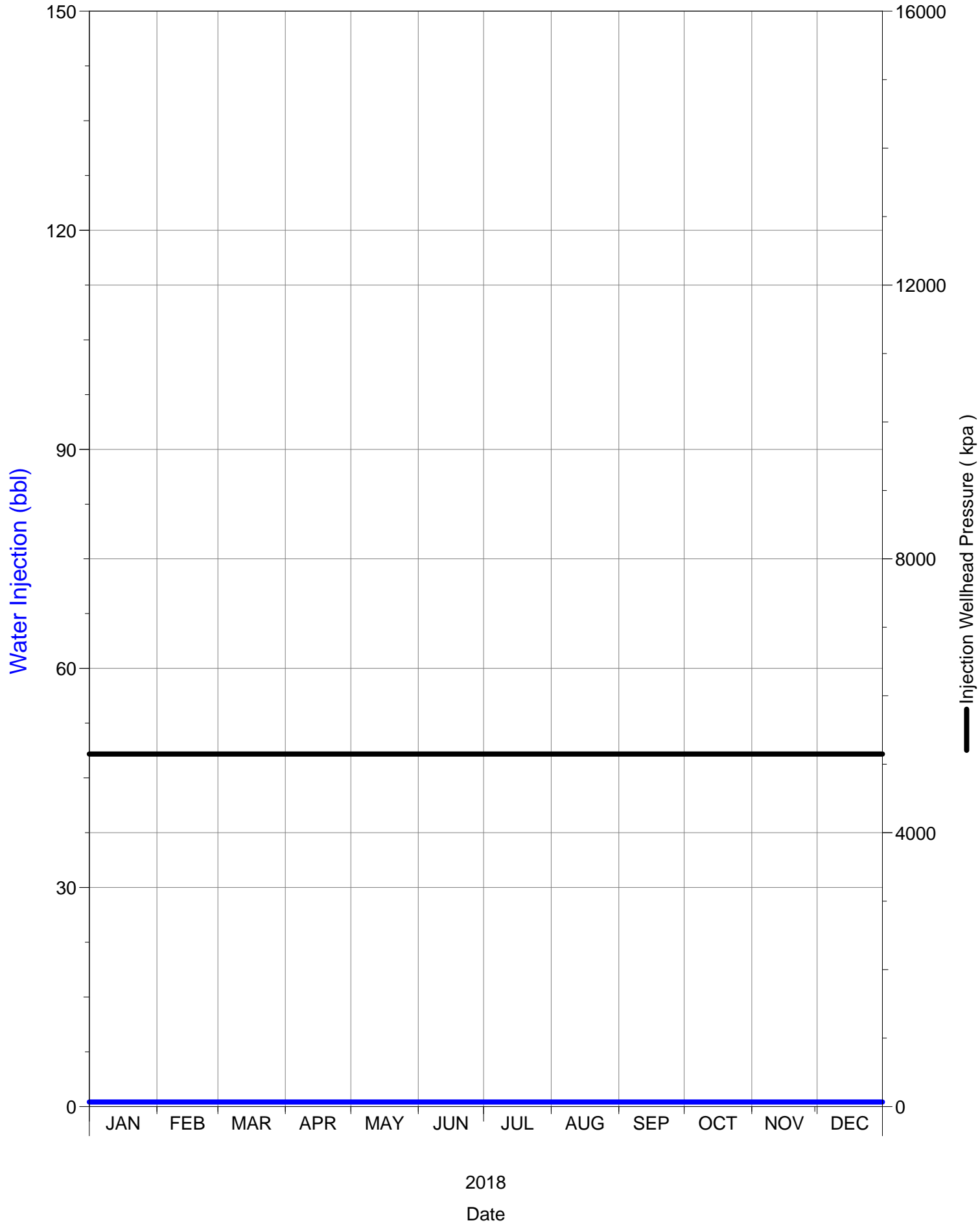
SPU 1



Daily Injection Rate and Pressure

00/04-17-002-29W1/0

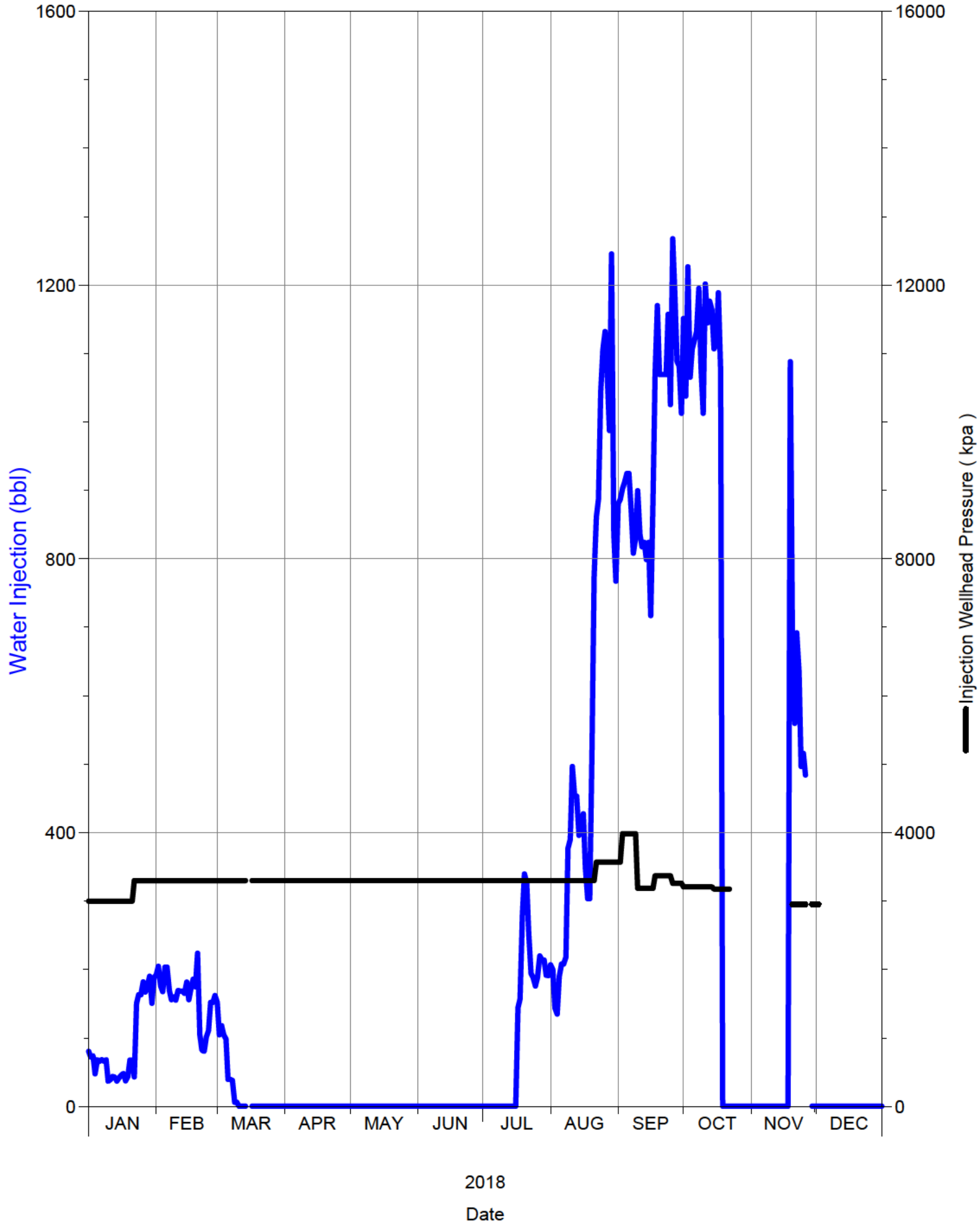
SPU 1



Daily Injection Rate and Pressure

00/05-09-002-29W1/0

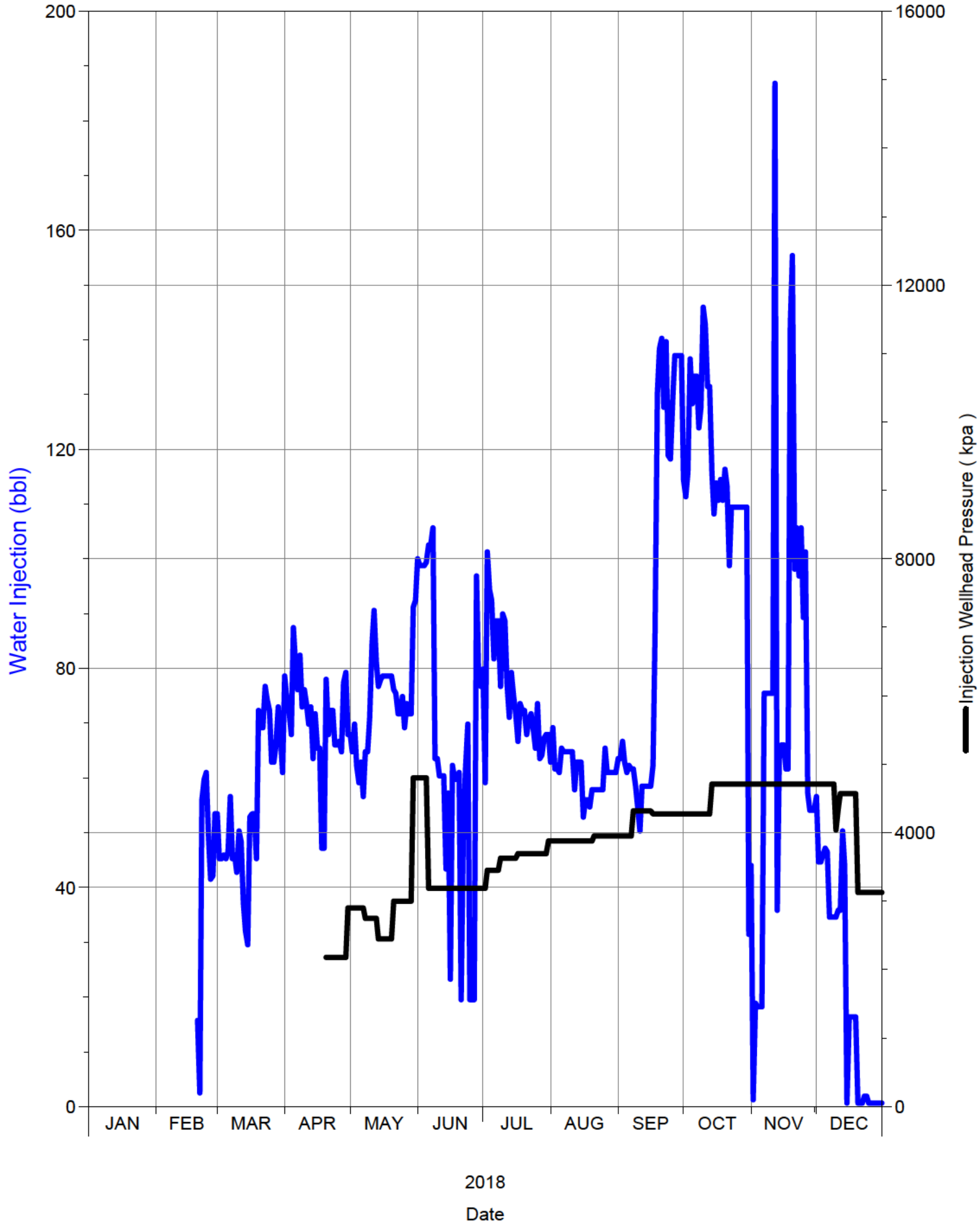
SPU 1



Daily Injection Rate and Pressure

00/05-15-002-29W1/0

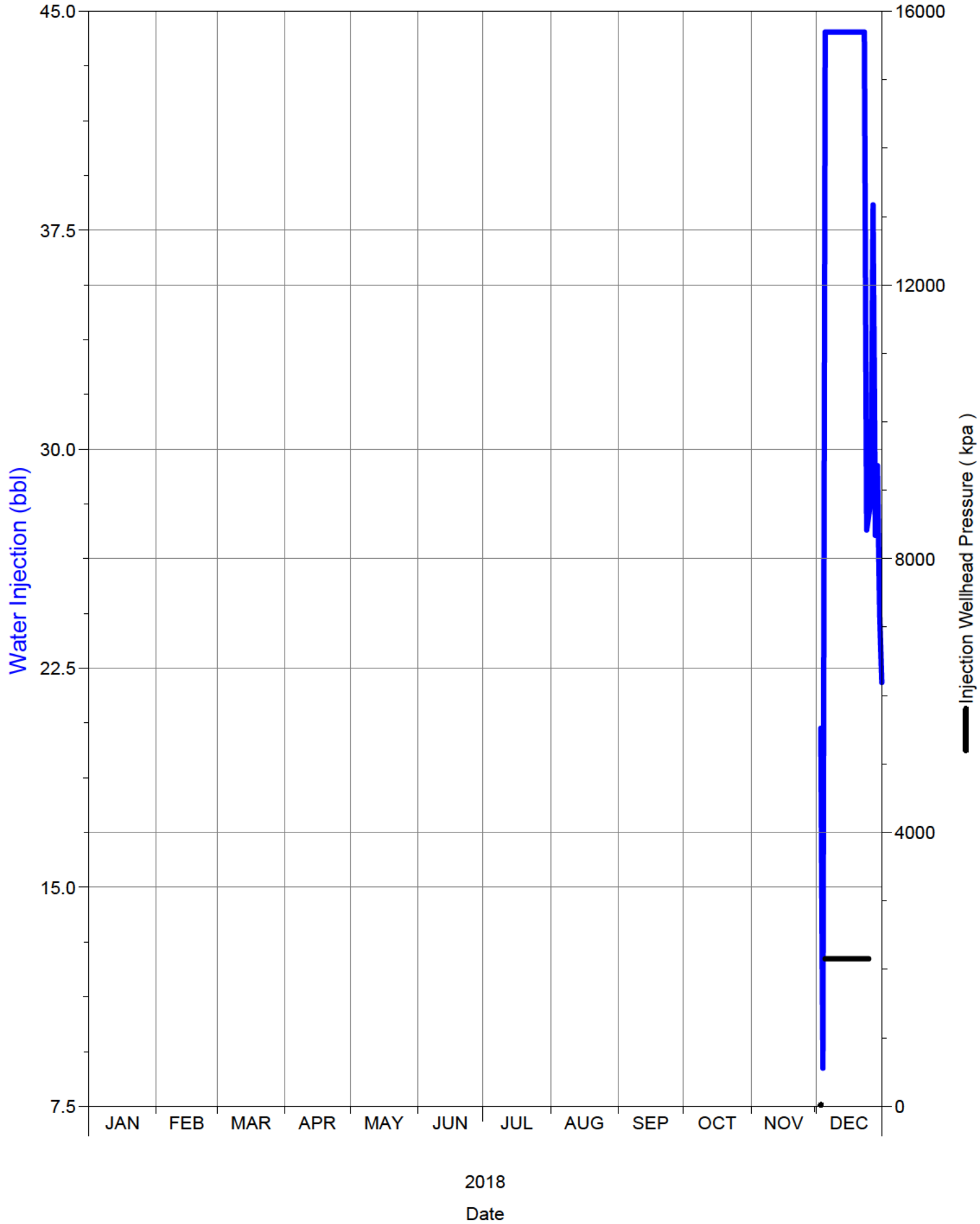
SPU 1



Daily Injection Rate and Pressure

00/05-16-002-29W1/0

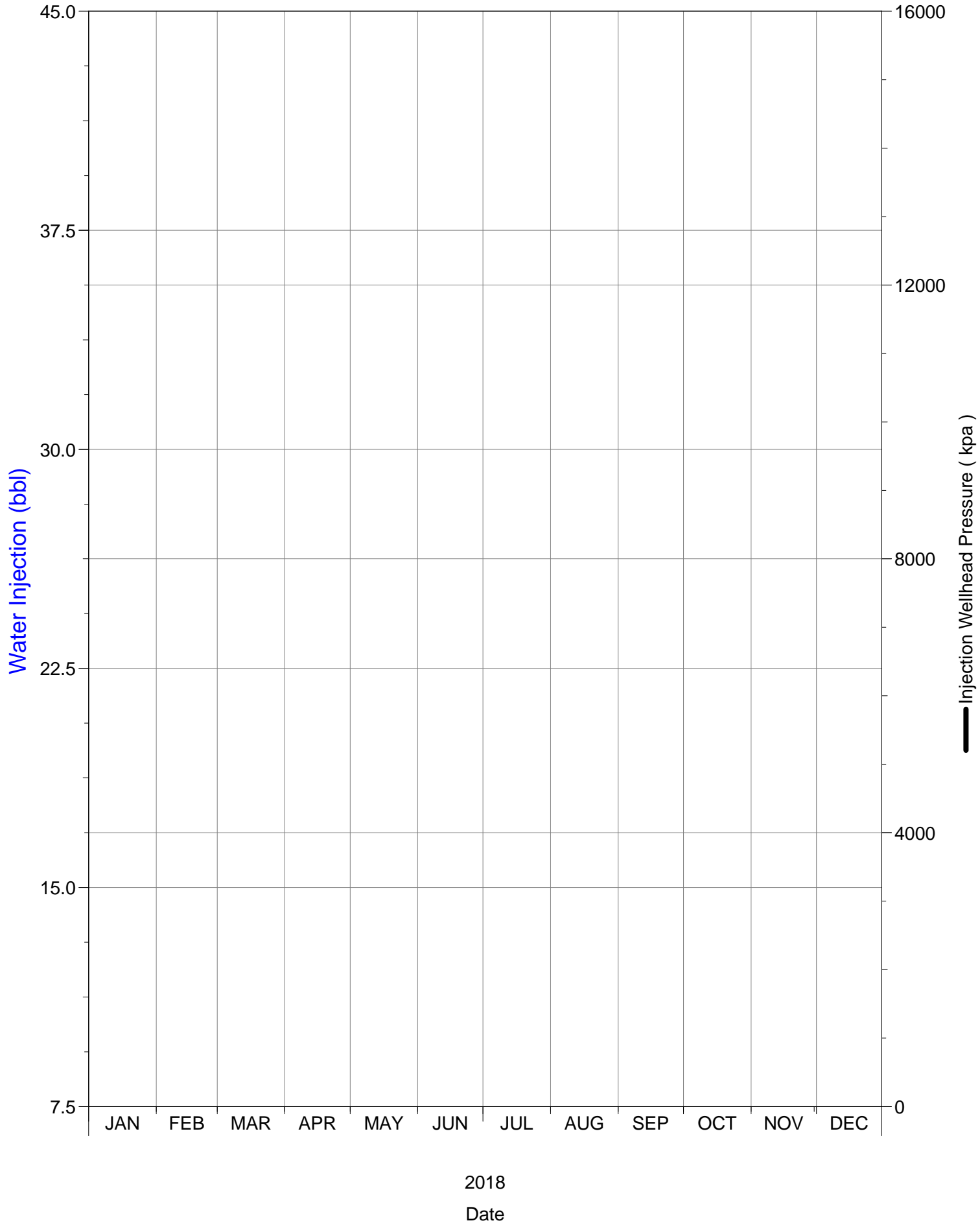
SPU 1



Daily Injection Rate and Pressure

00/05-17-002-29W1/0

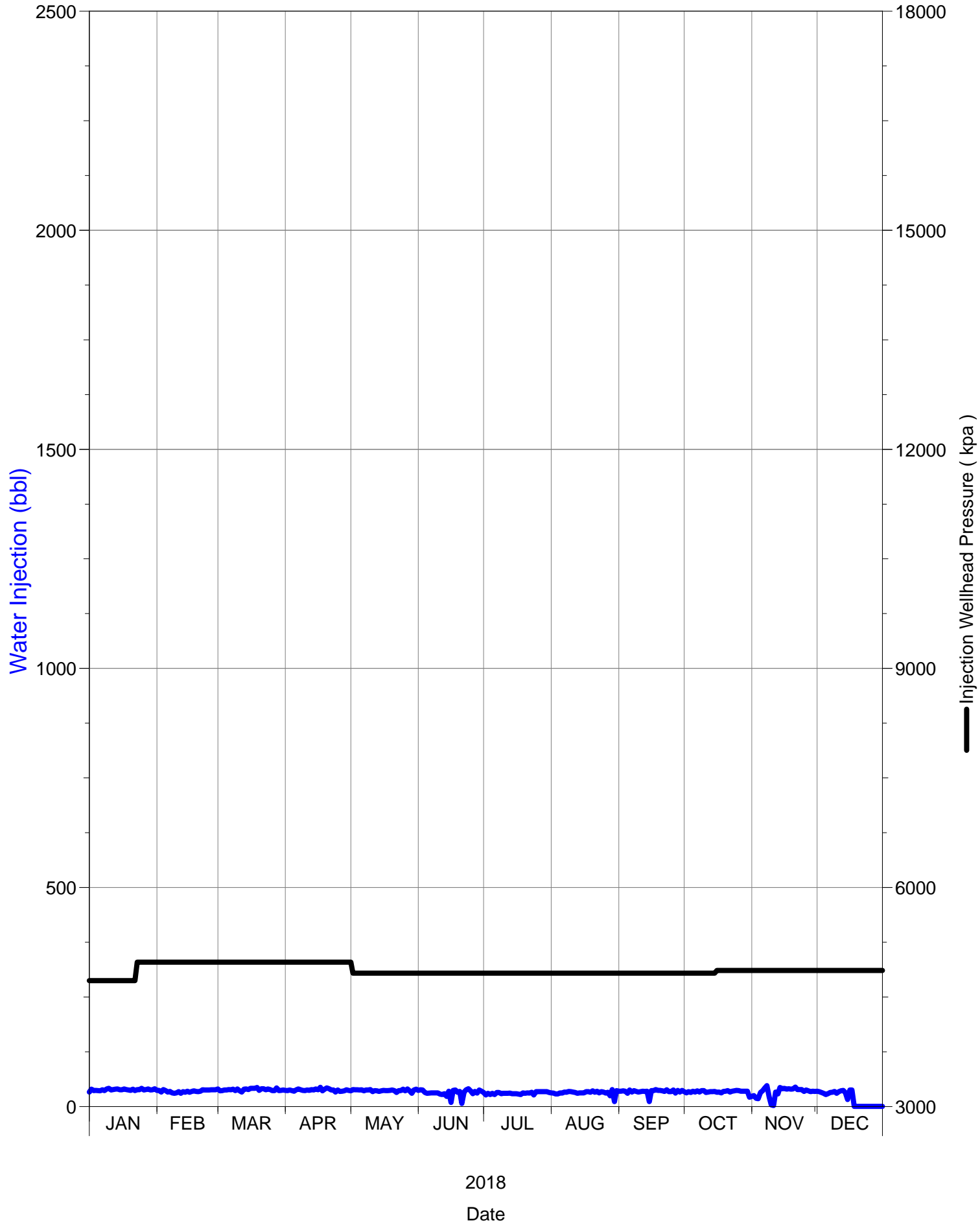
SPU 1



Daily Injection Rate and Pressure

00/06-08-002-29W1/0

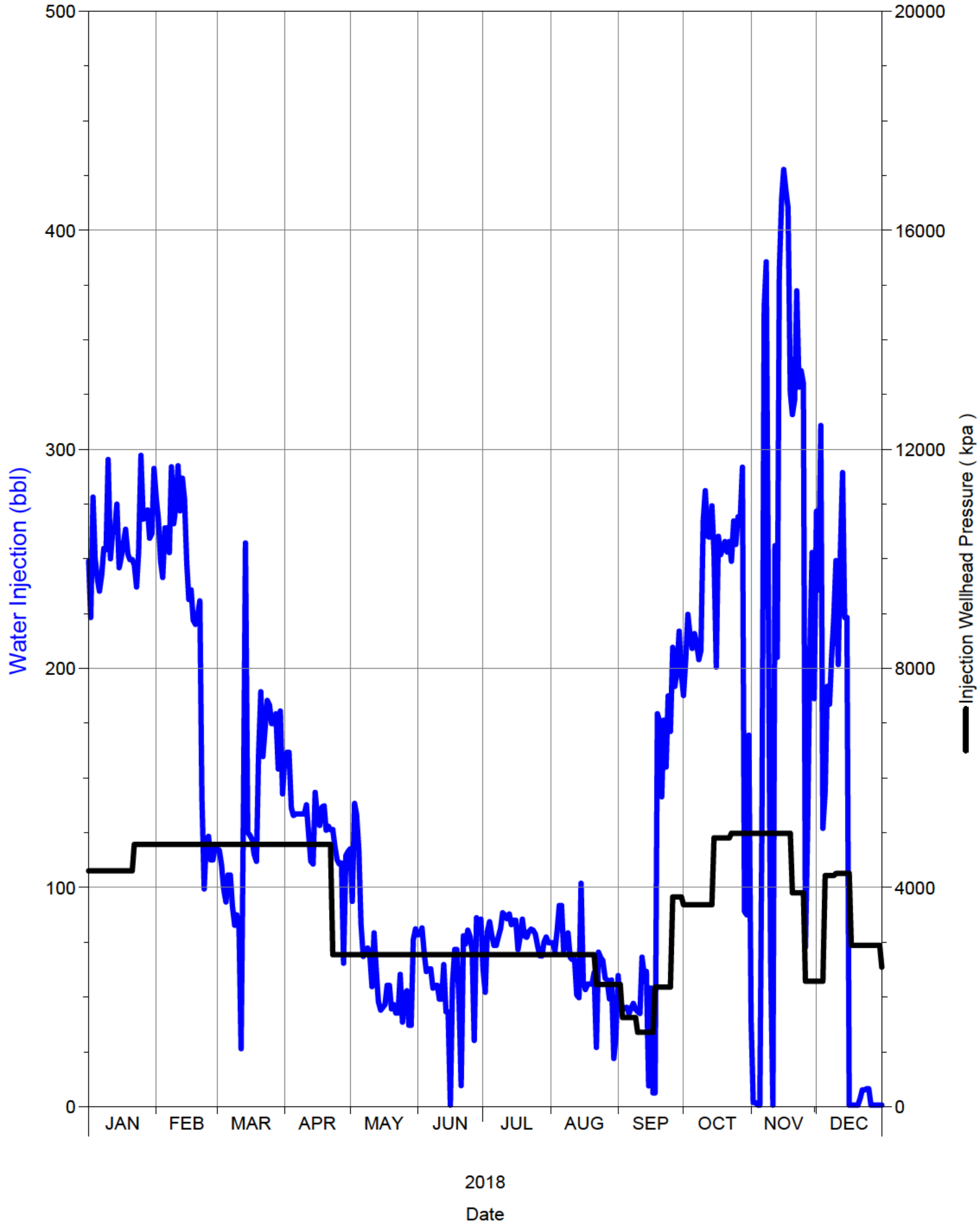
SPU 1



Daily Injection Rate and Pressure

00/06-09-002-29W1/0

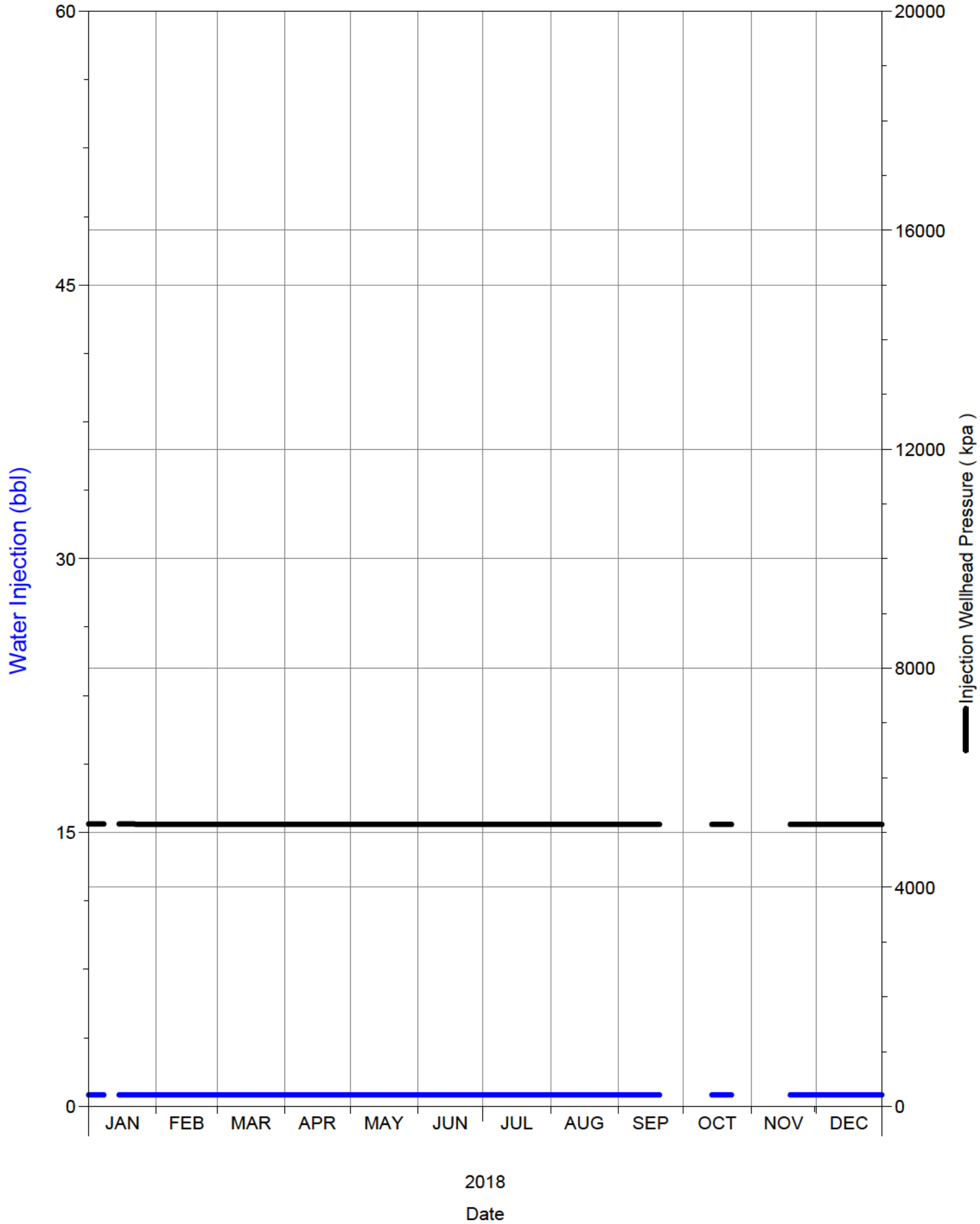
SPU 1



Daily Injection Rate and Pressure

00/06-16-002-29W1/0

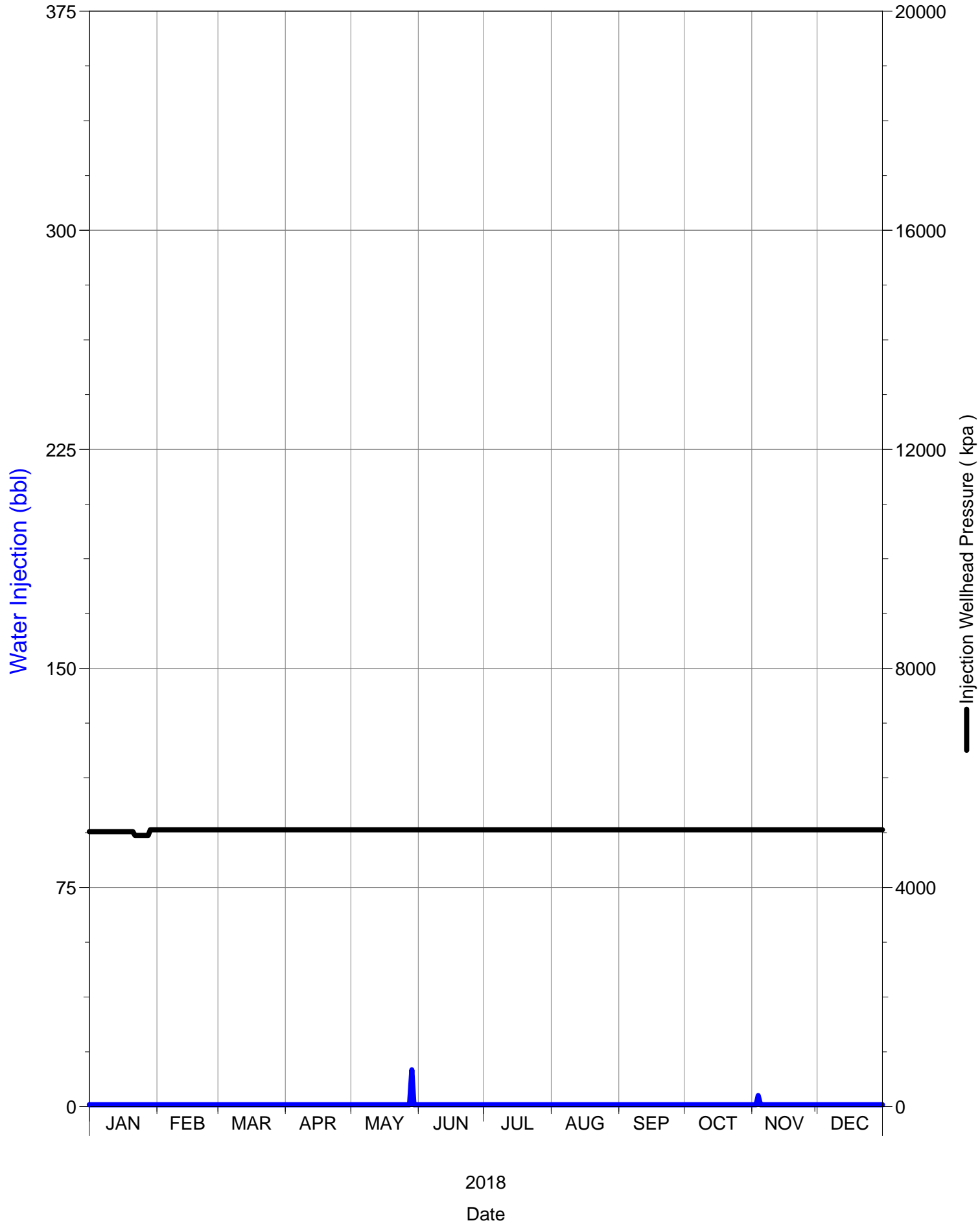
SPU 1



Daily Injection Rate and Pressure

00/06-17-002-29W1/0

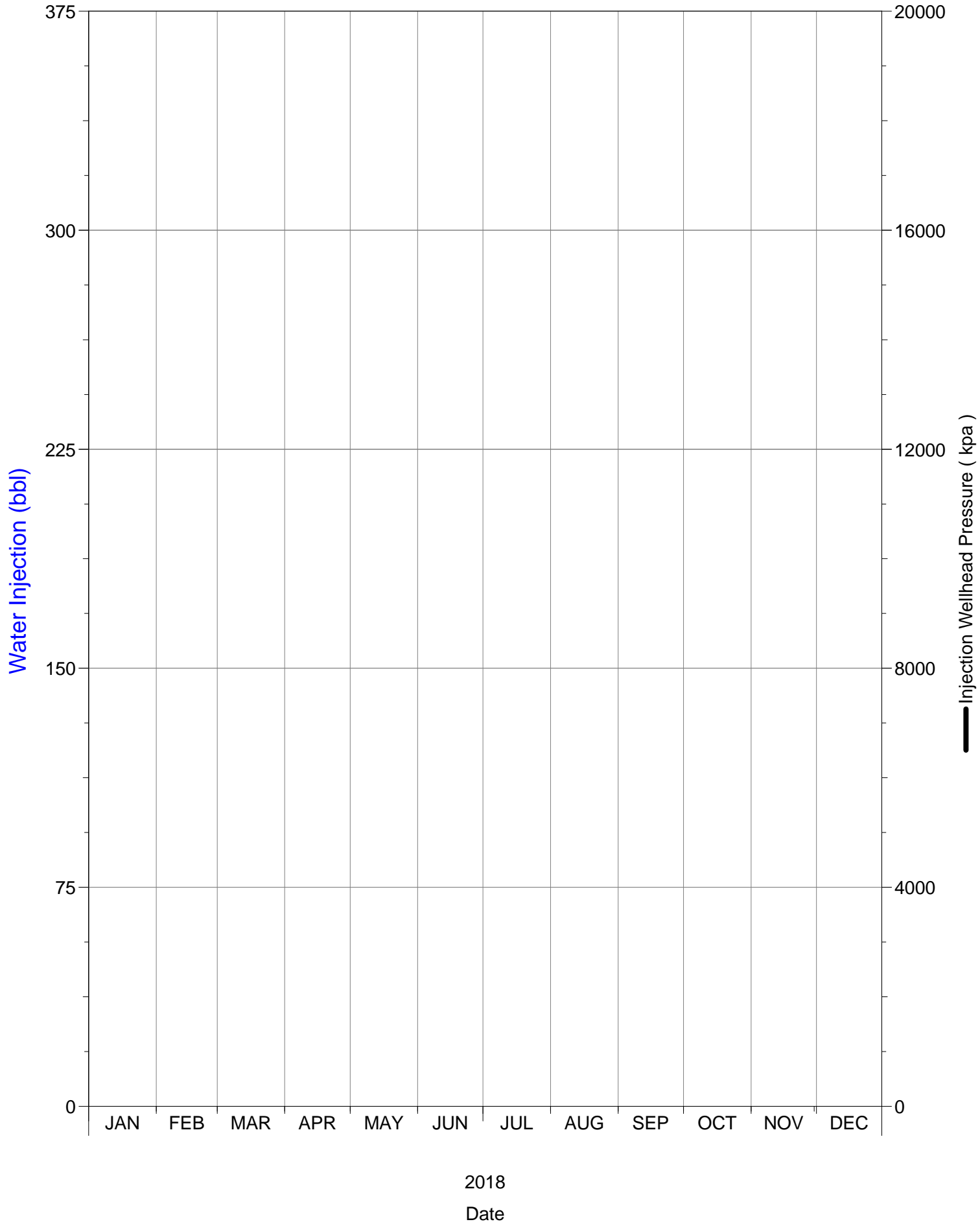
SPU 1



Daily Injection Rate and Pressure

00/07-08-002-29W1/0

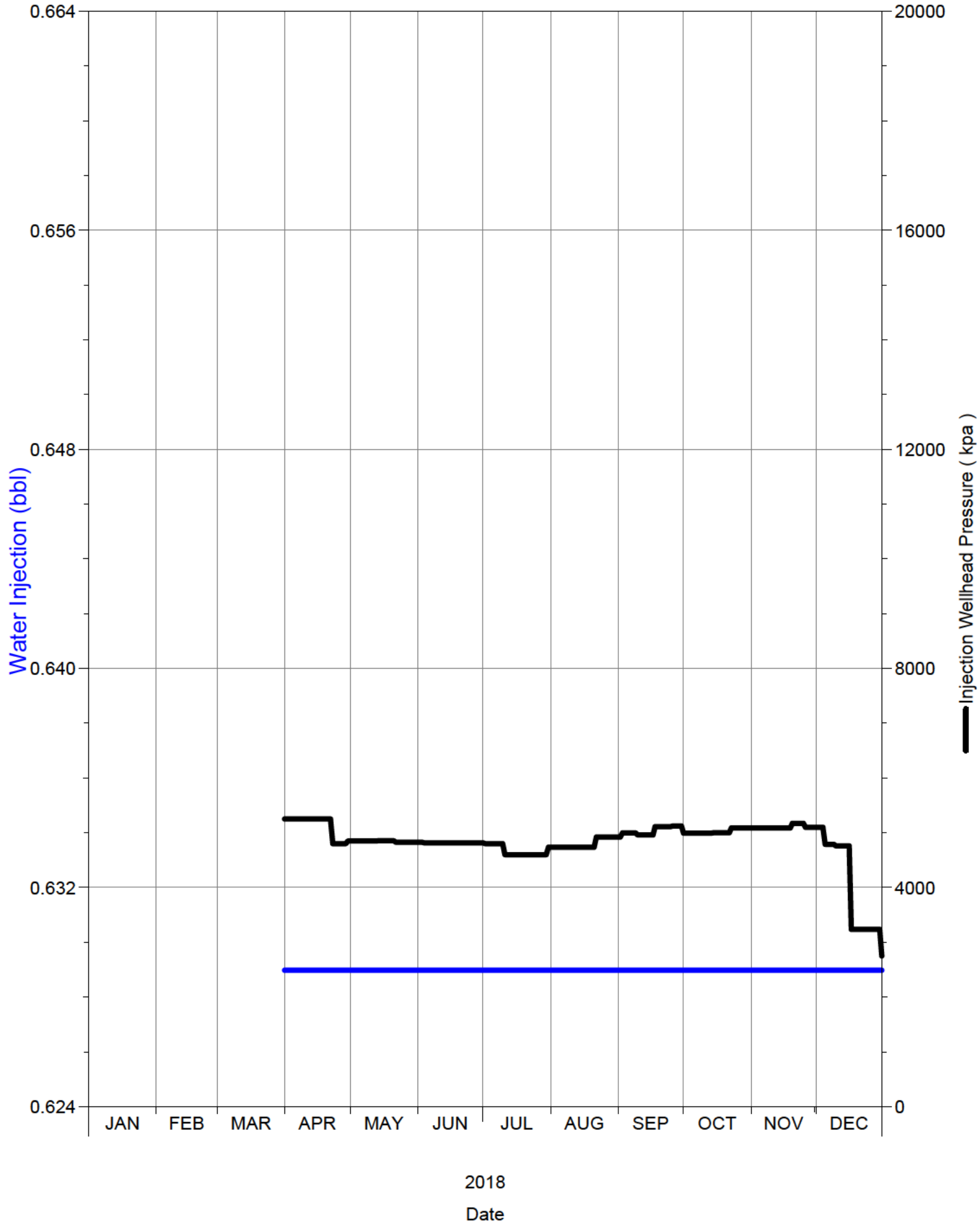
SPU 1



Daily Injection Rate and Pressure

00/07-09-002-29W1/0

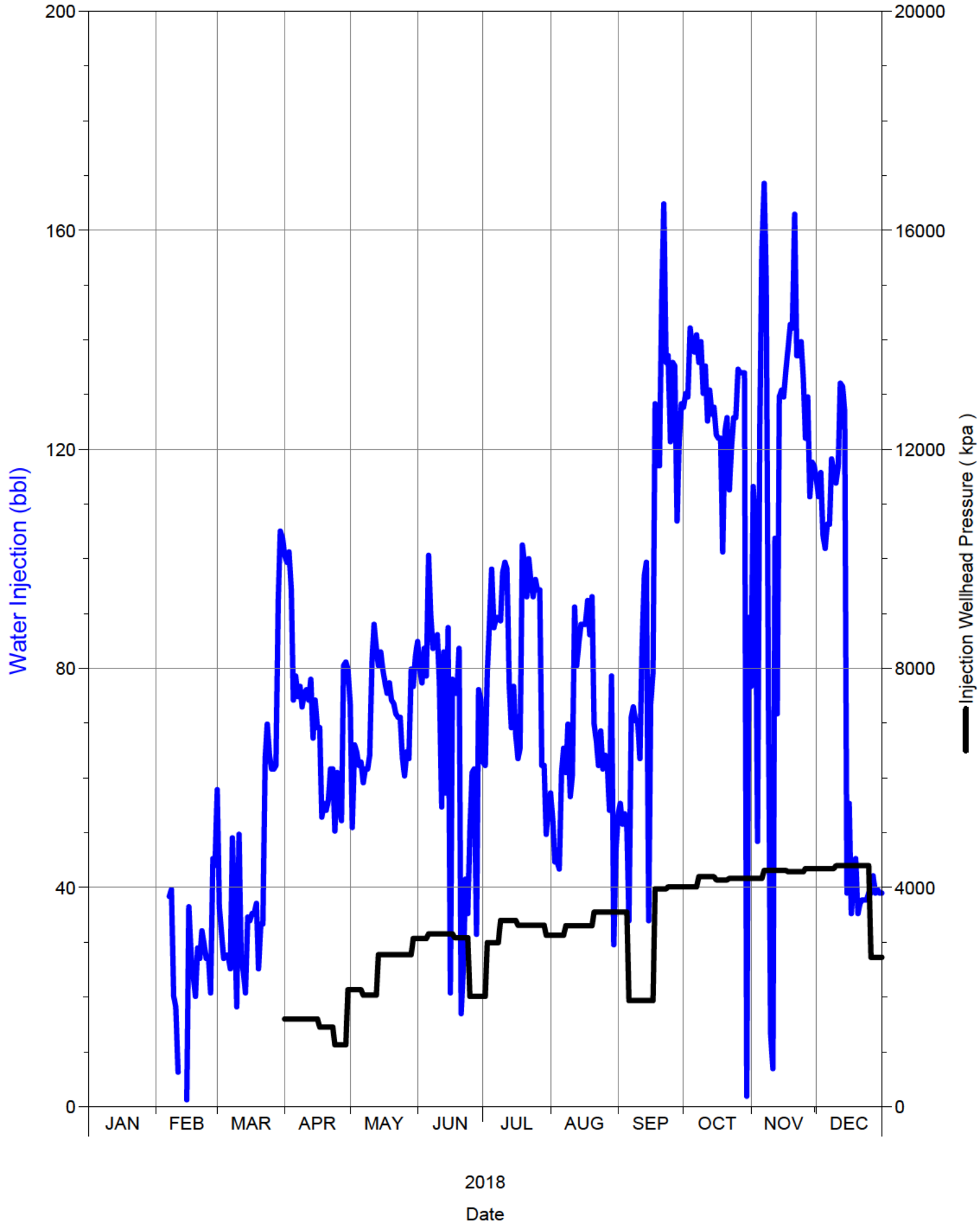
SPU 1



Daily Injection Rate and Pressure

00/07-16-002-29W1/0

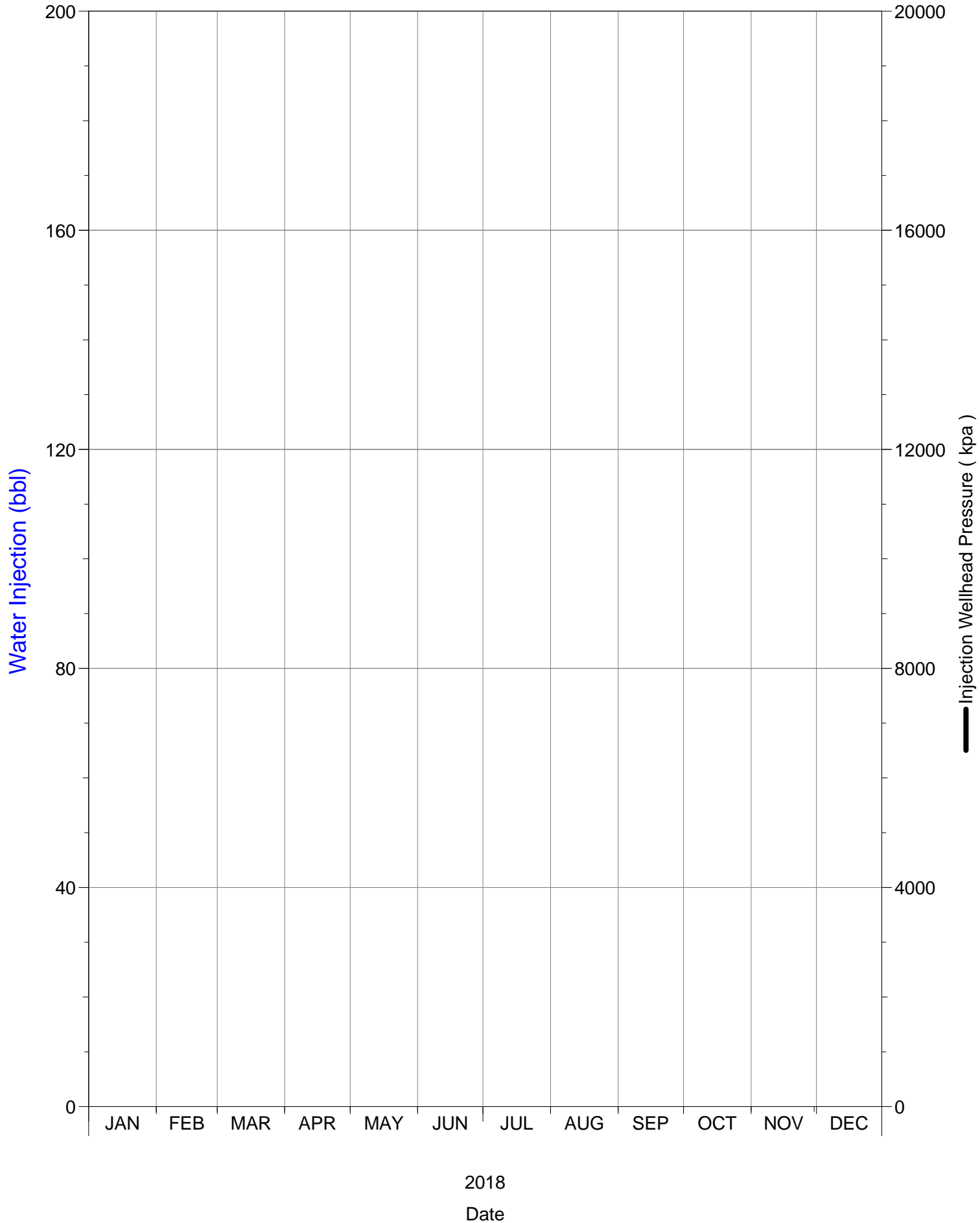
SPU 1



Daily Injection Rate and Pressure

00/07-17-002-29W1/0

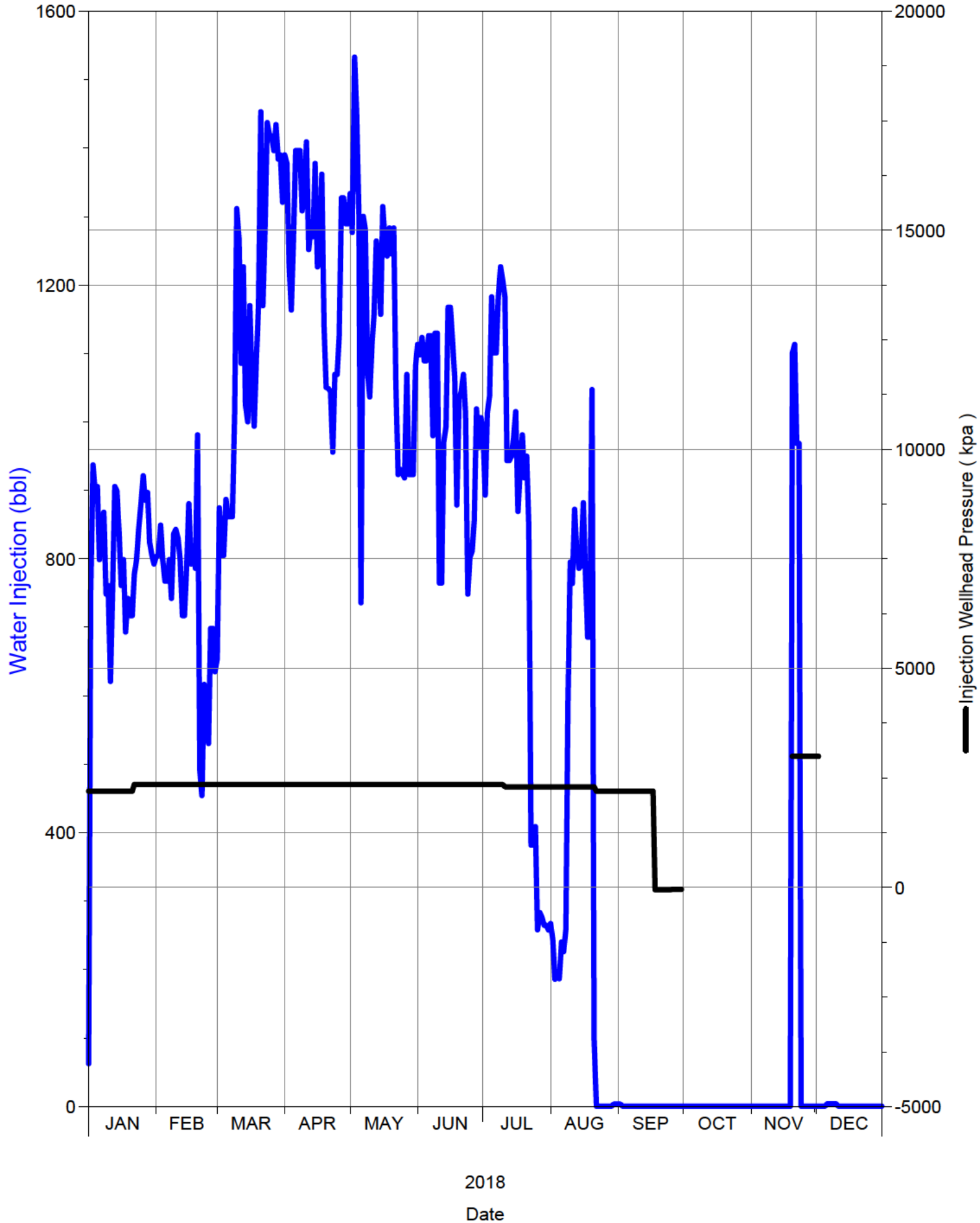
SPU 1



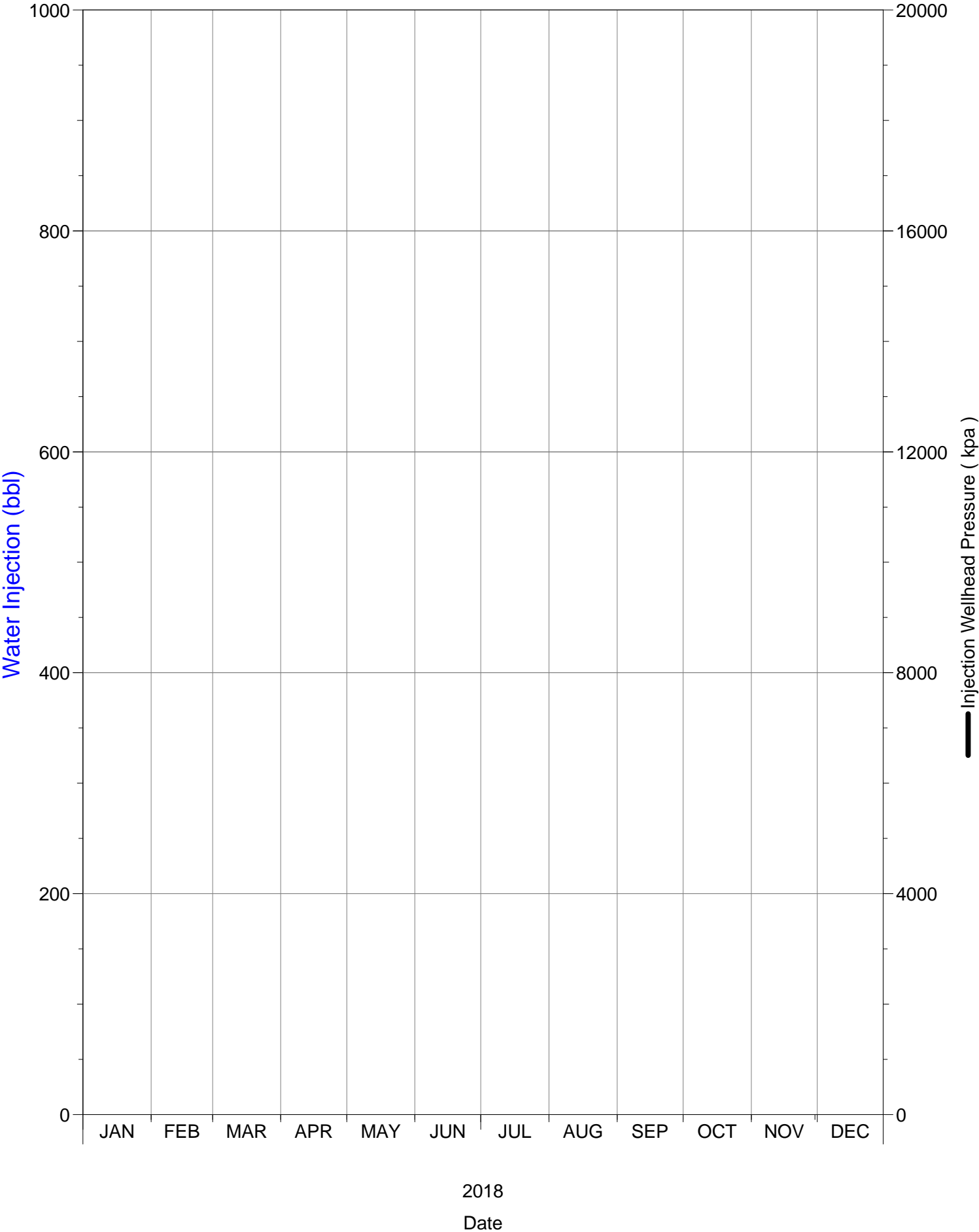
Daily Injection Rate and Pressure

00/08-08-002-29W1/0

SPU 1



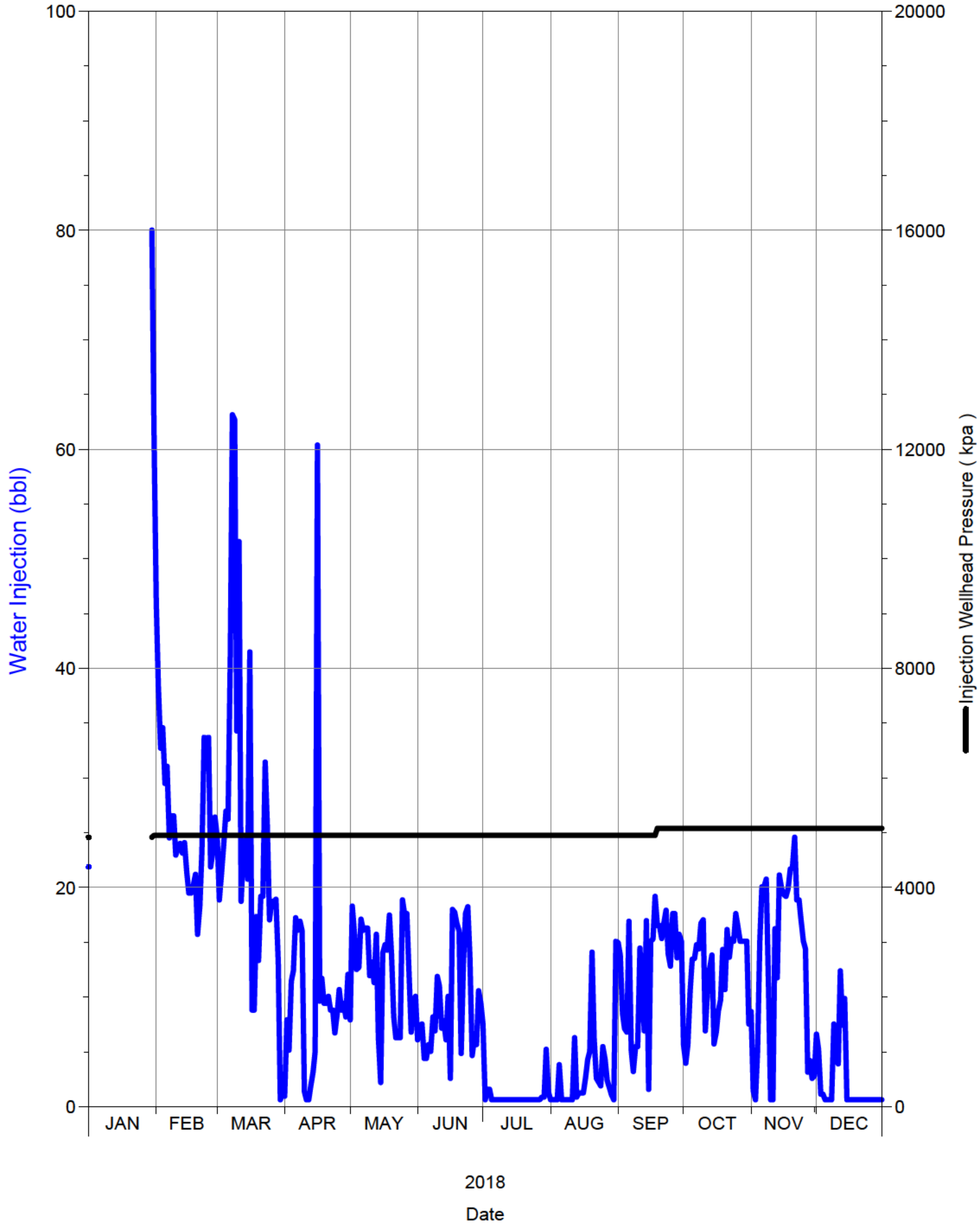
Daily Injection Rate and Pressure
00/08-09-002-29W1/0
SPU 1



Daily Injection Rate and Pressure

00/08-16-002-29W1/0

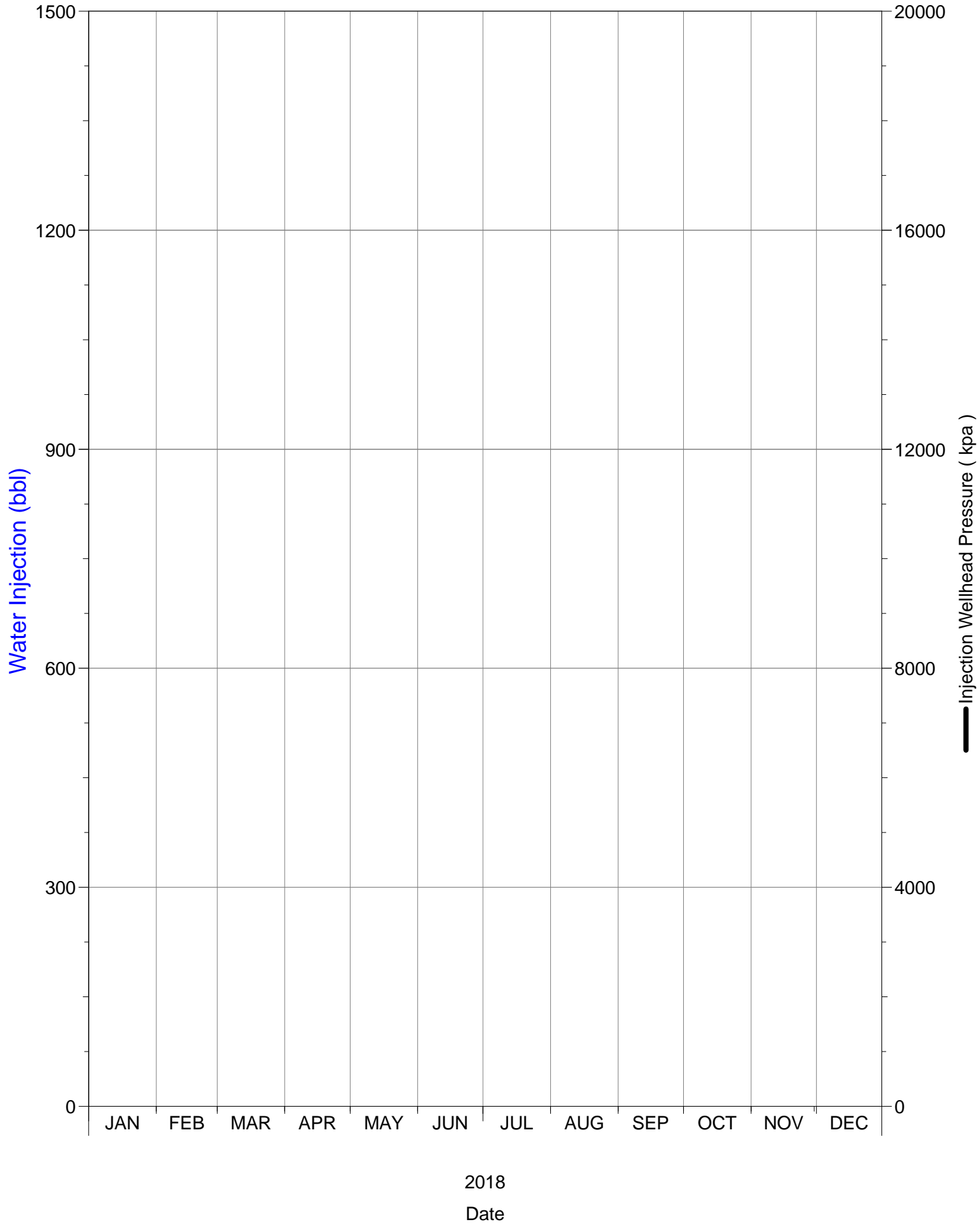
SPU 1



Daily Injection Rate and Pressure

00/08-17-002-29W1/0

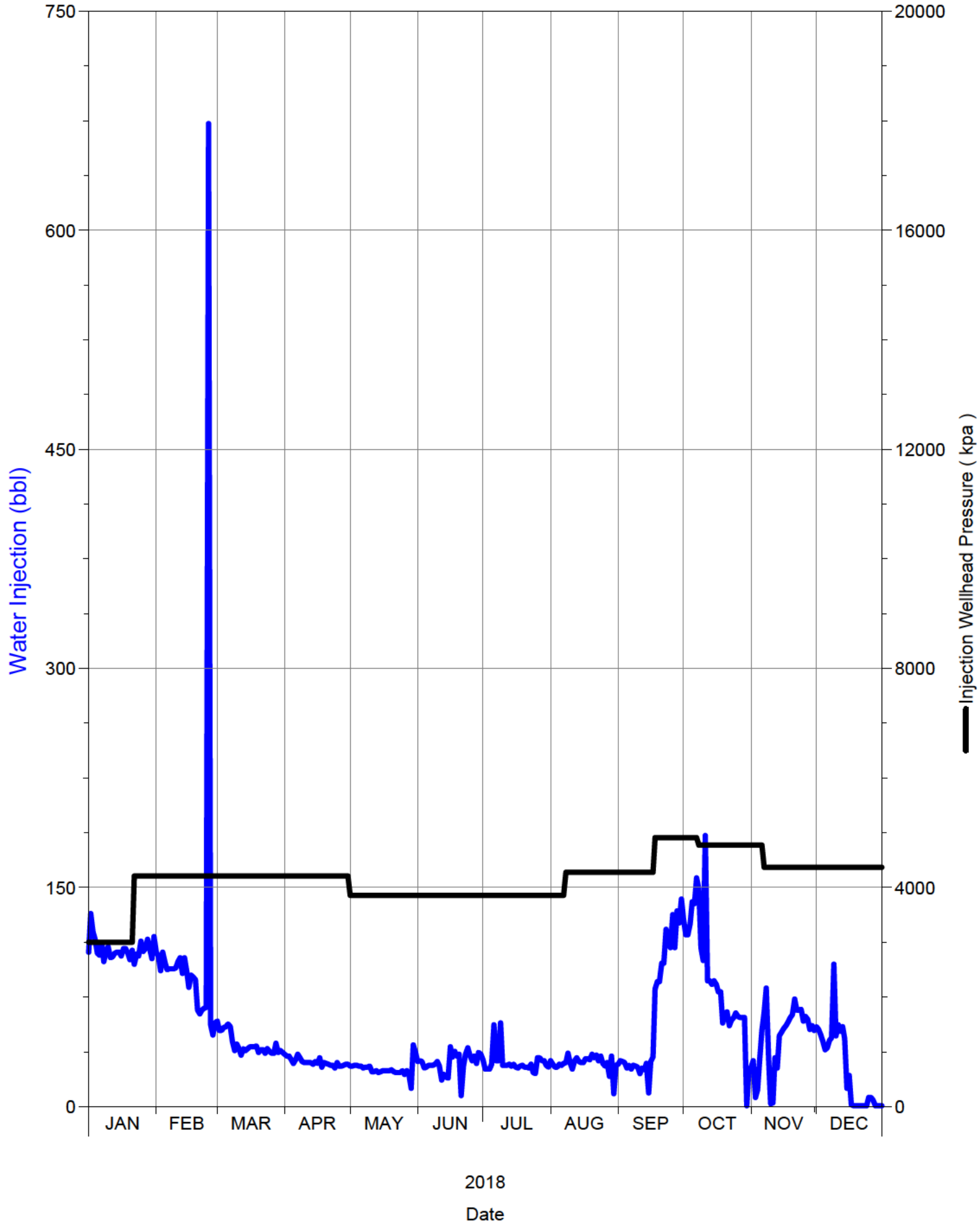
SPU 1



Daily Injection Rate and Pressure

00/08-18-002-29W1/0

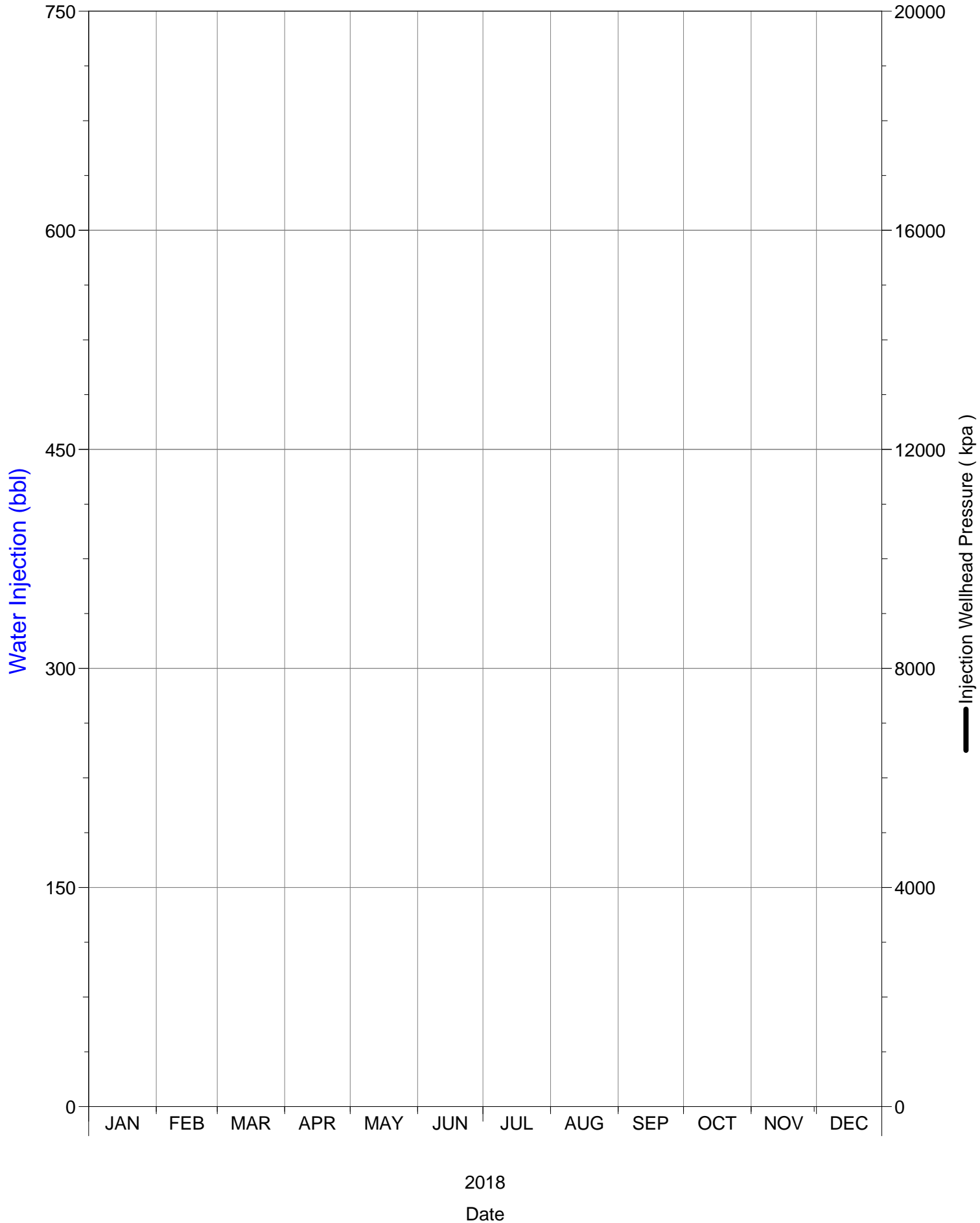
SPU 1



Daily Injection Rate and Pressure

00/09-05-002-29W1/0

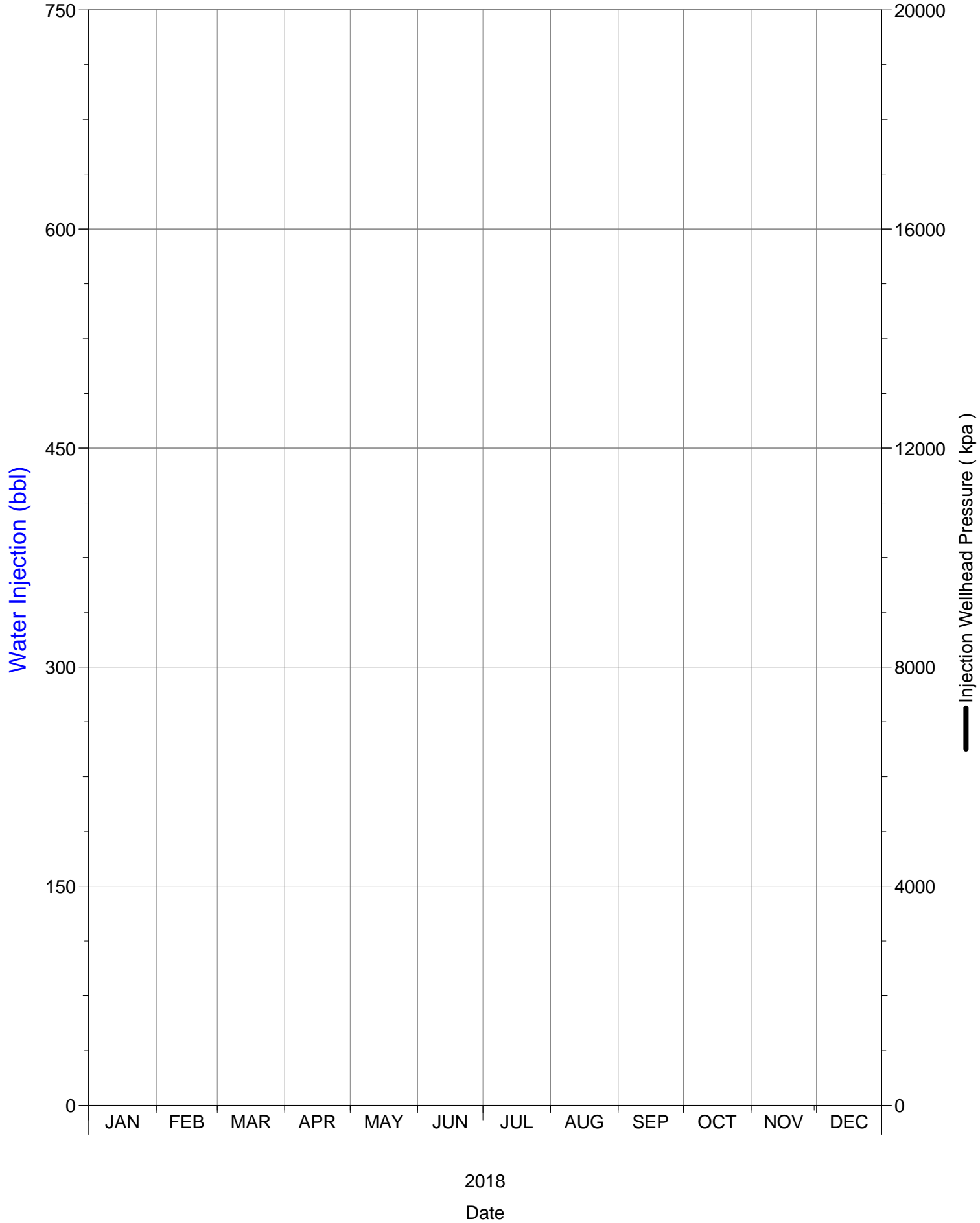
SPU 1



Daily Injection Rate and Pressure

00/09-08-002-29W1/0

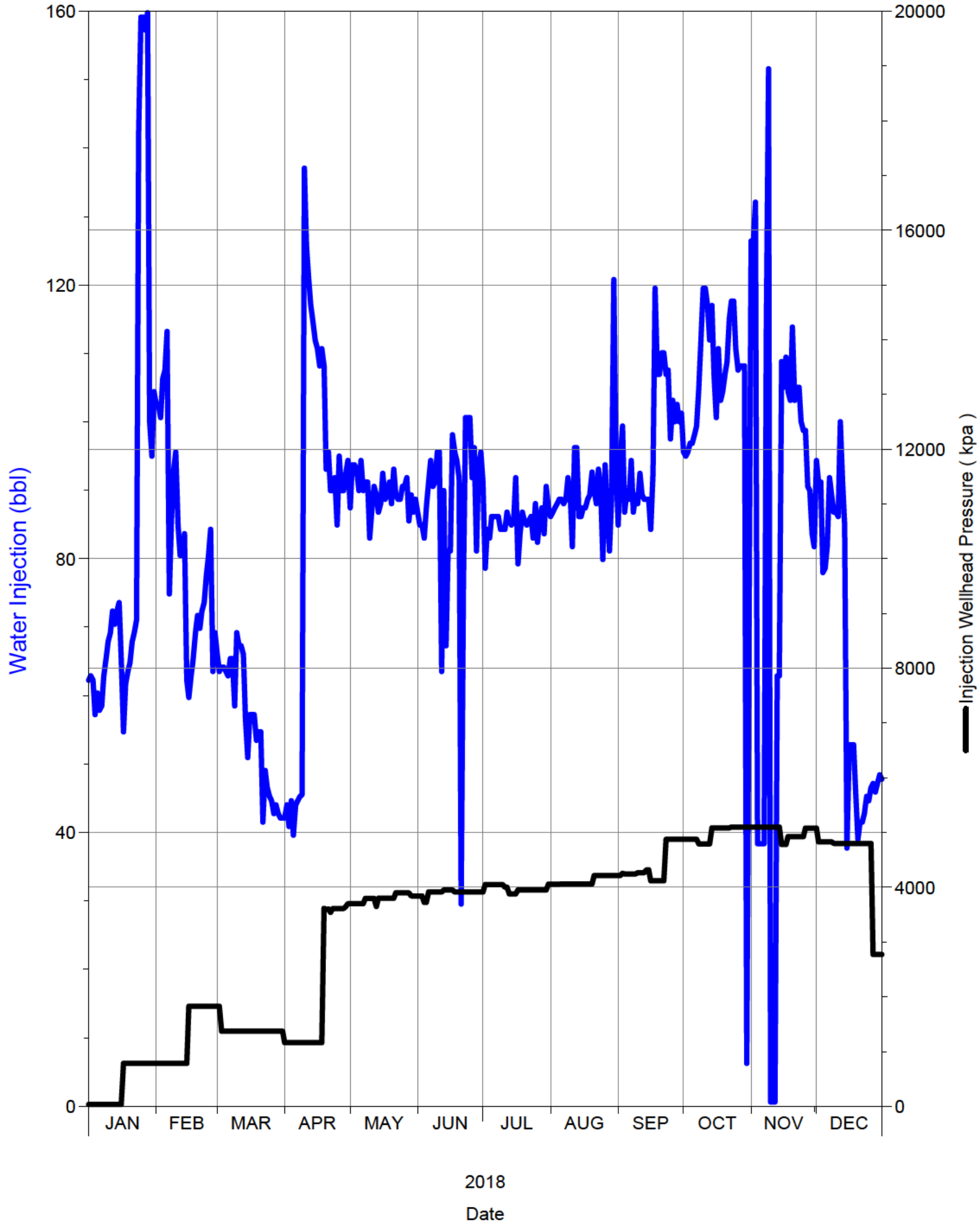
SPU 1



Daily Injection Rate and Pressure

00/09-09-002-29W1/0

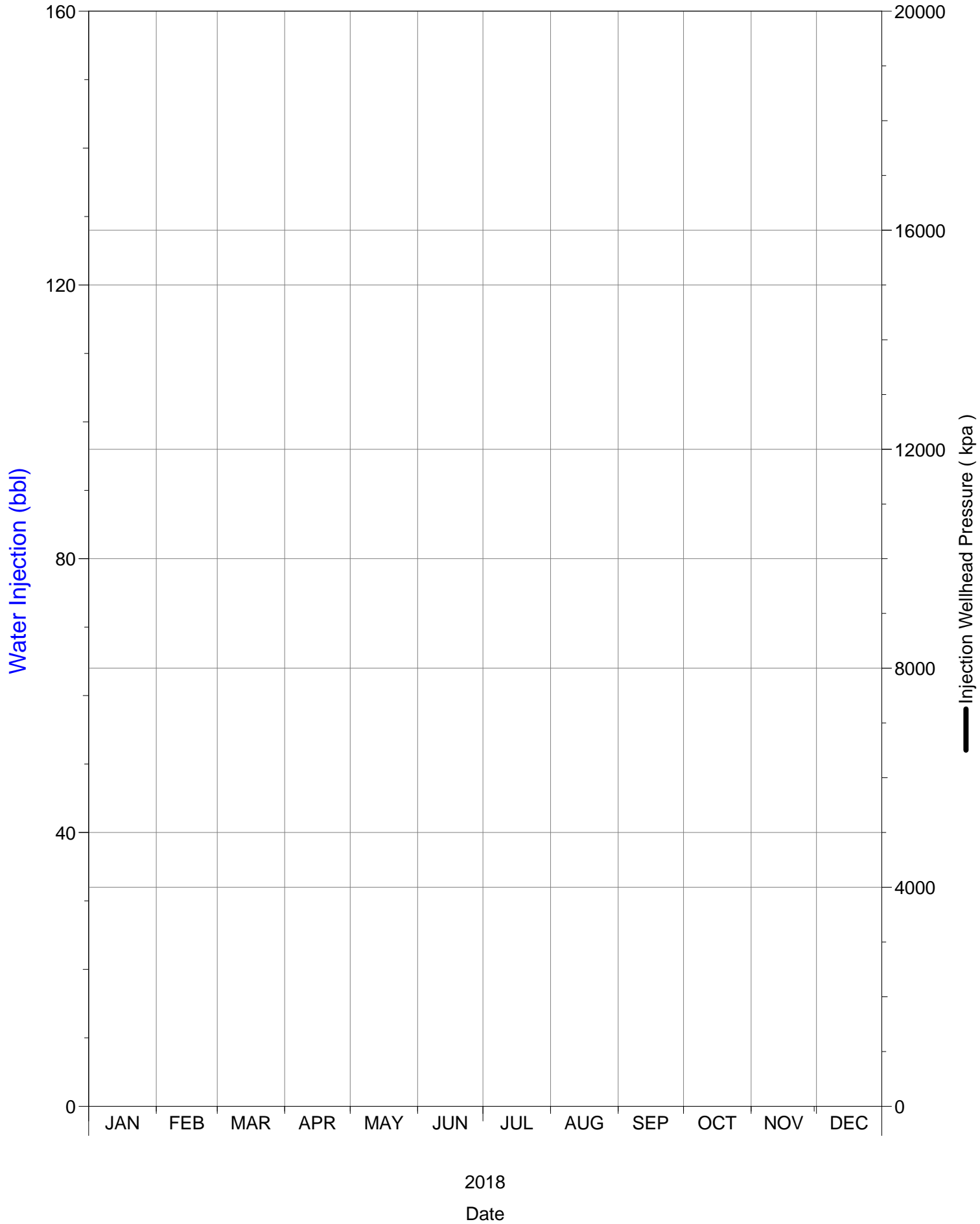
SPU 1



Daily Injection Rate and Pressure

00/09-17-002-29W1/0

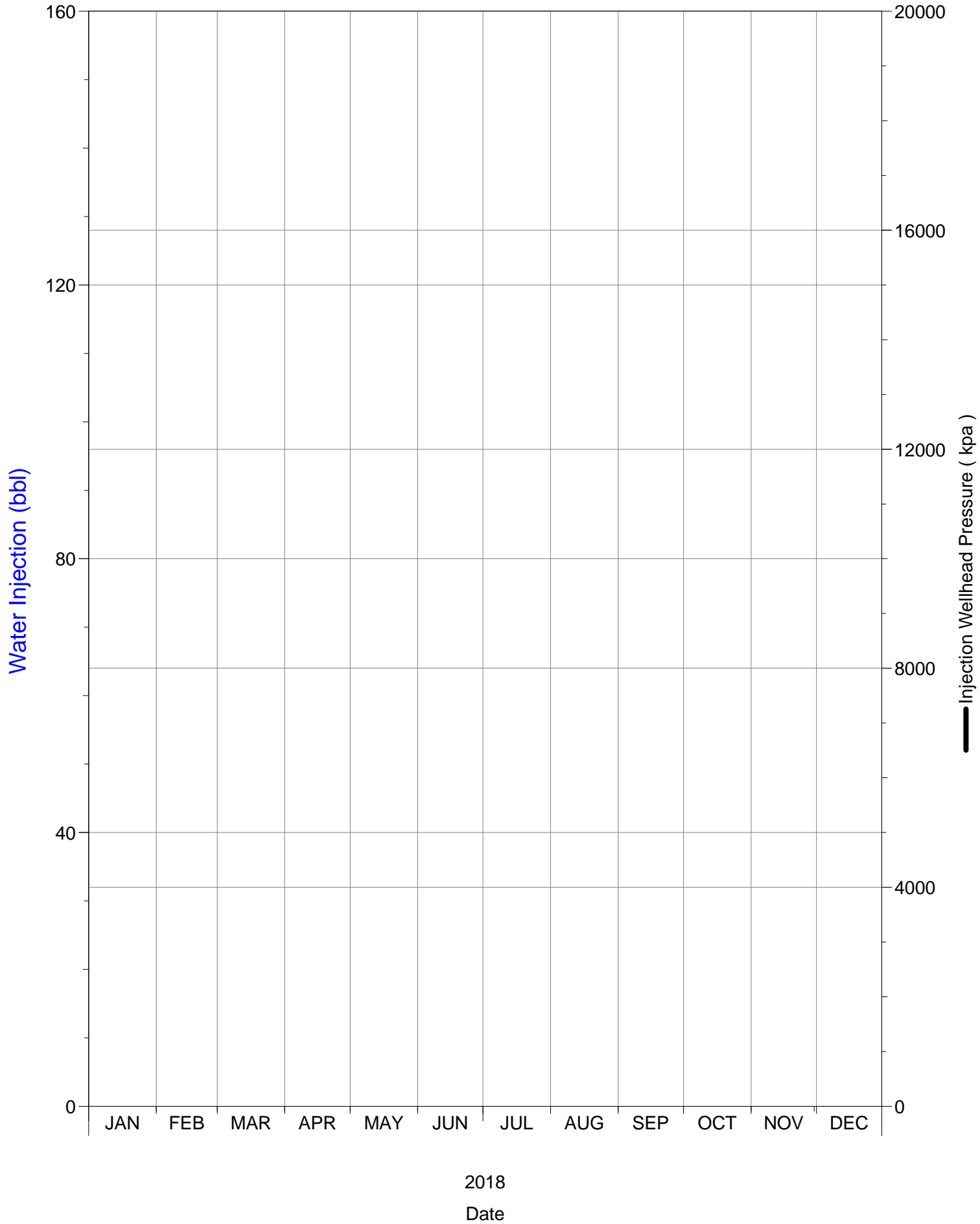
SPU 1



Daily Injection Rate and Pressure

00/10-04-002-29W1/0

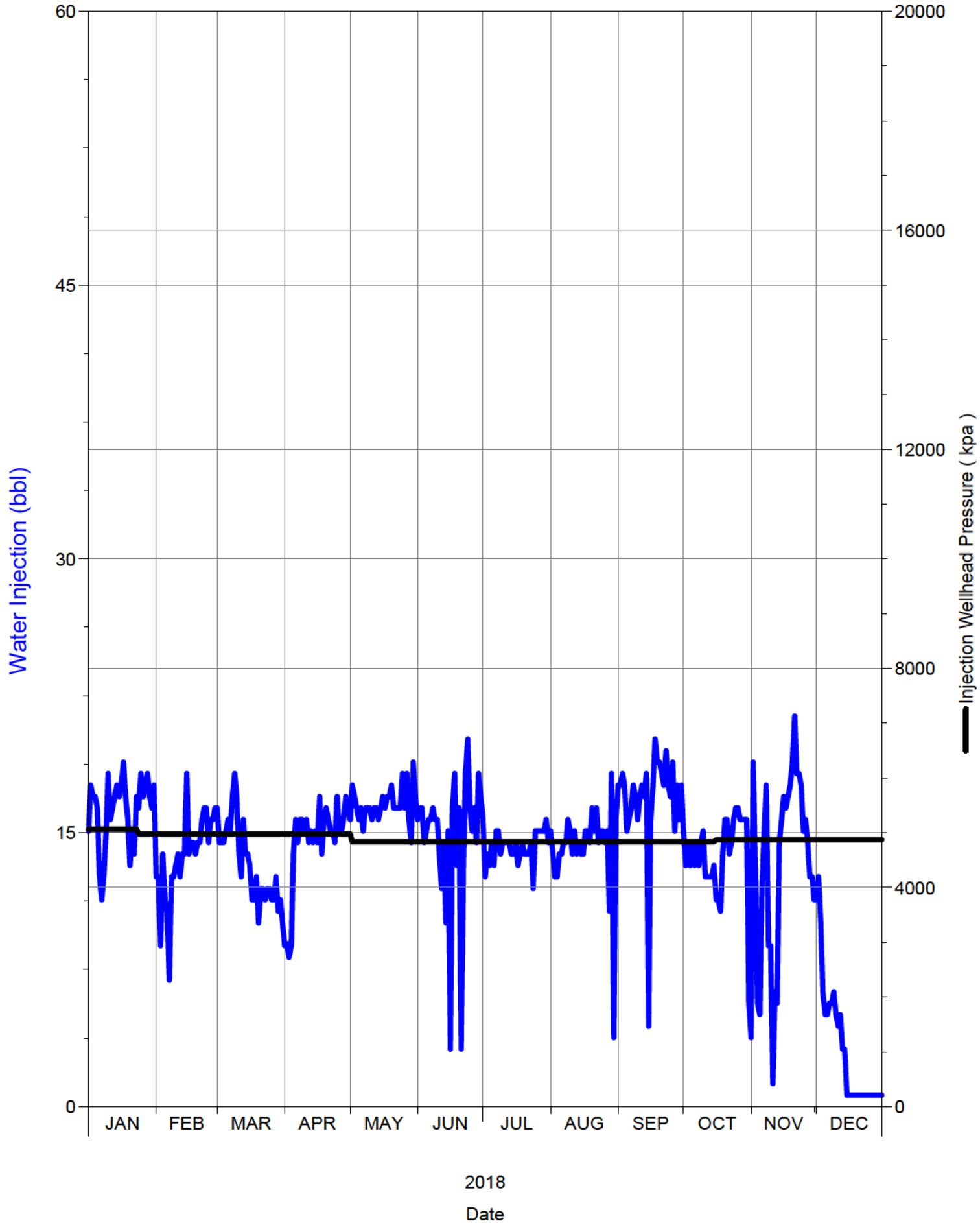
SPU 1



Daily Injection Rate and Pressure

00/10-08-002-29W1/0

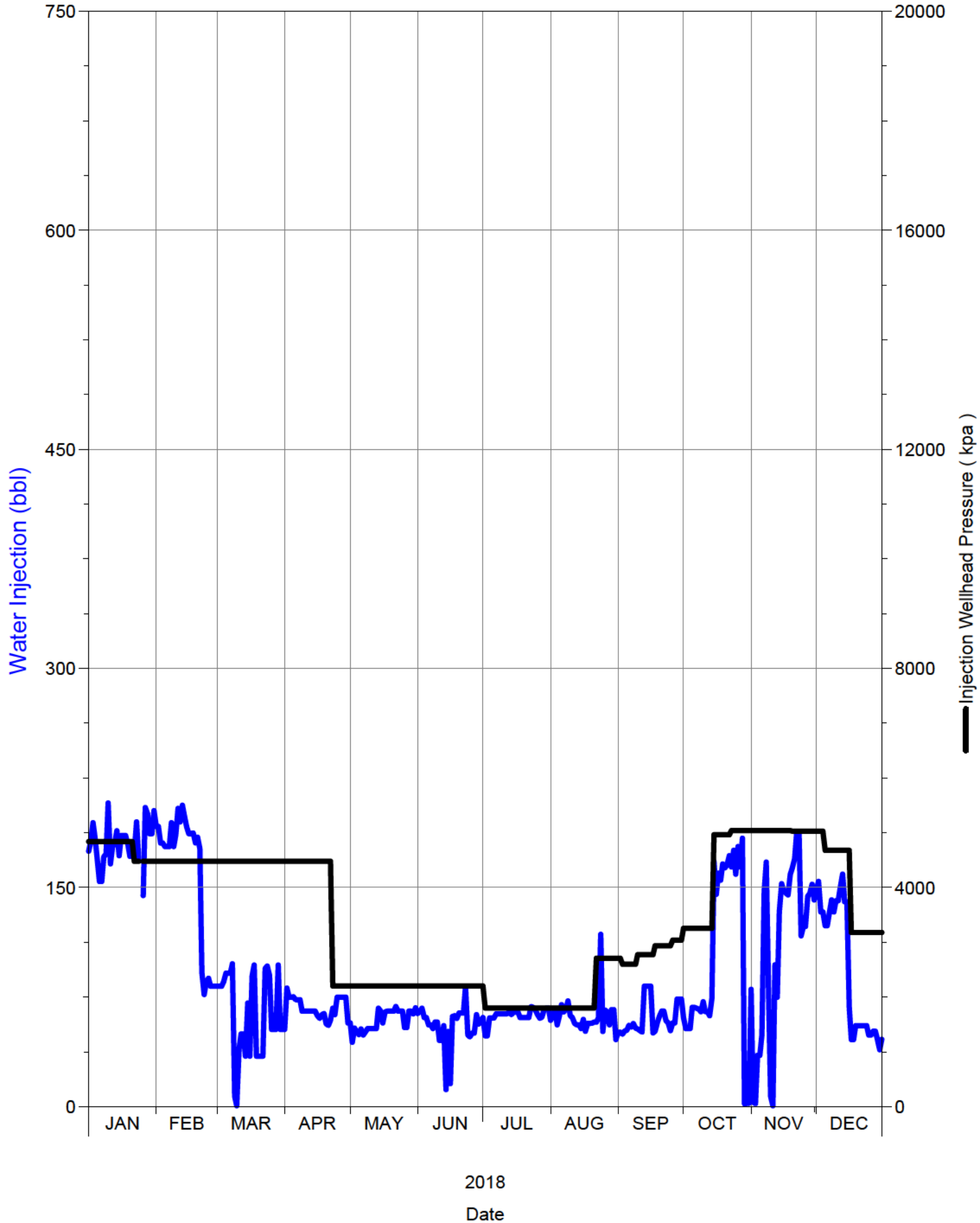
SPU 1



Daily Injection Rate and Pressure

00/10-09-002-29W1/0

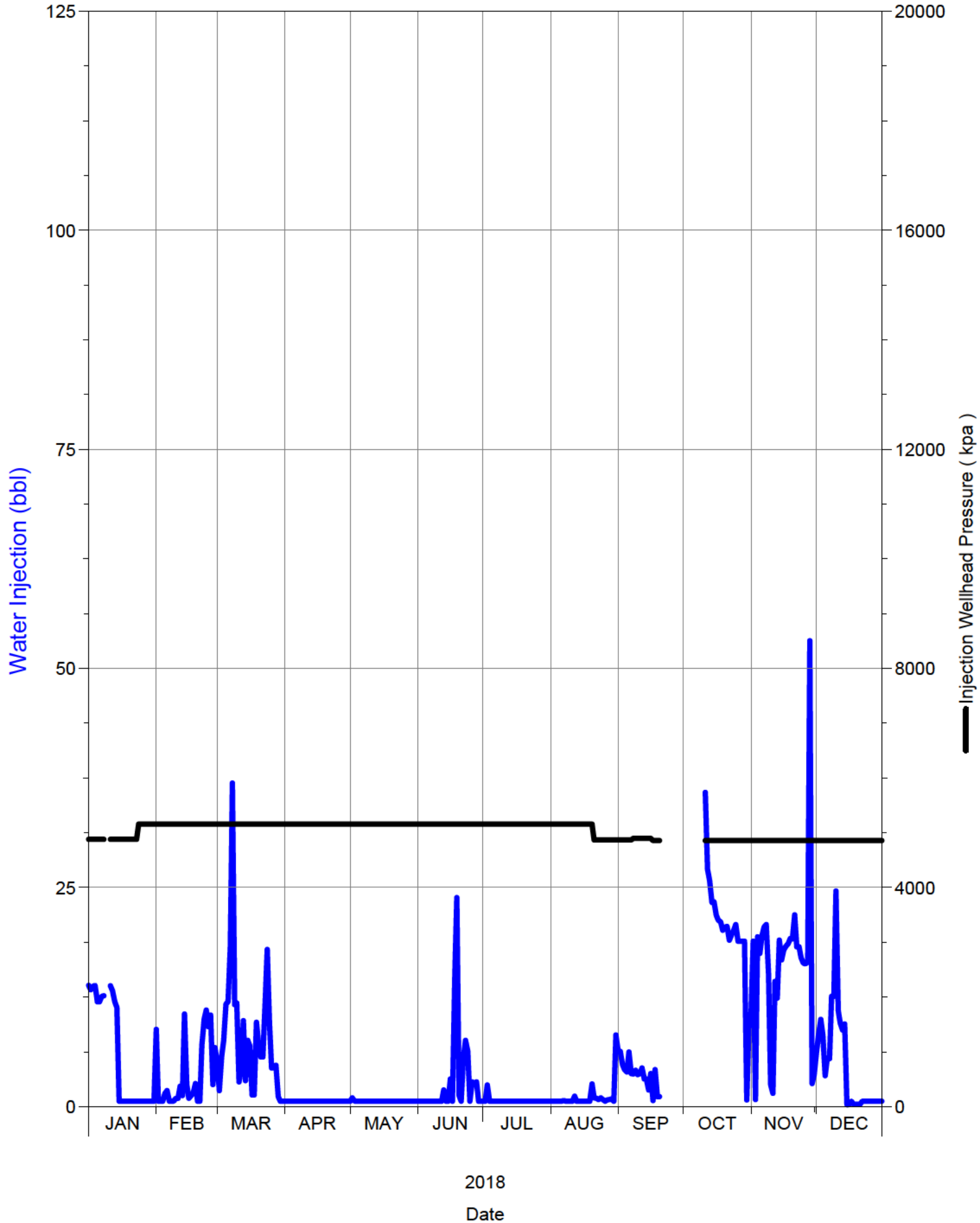
SPU 1



Daily Injection Rate and Pressure

00/10-16-002-29W1/0

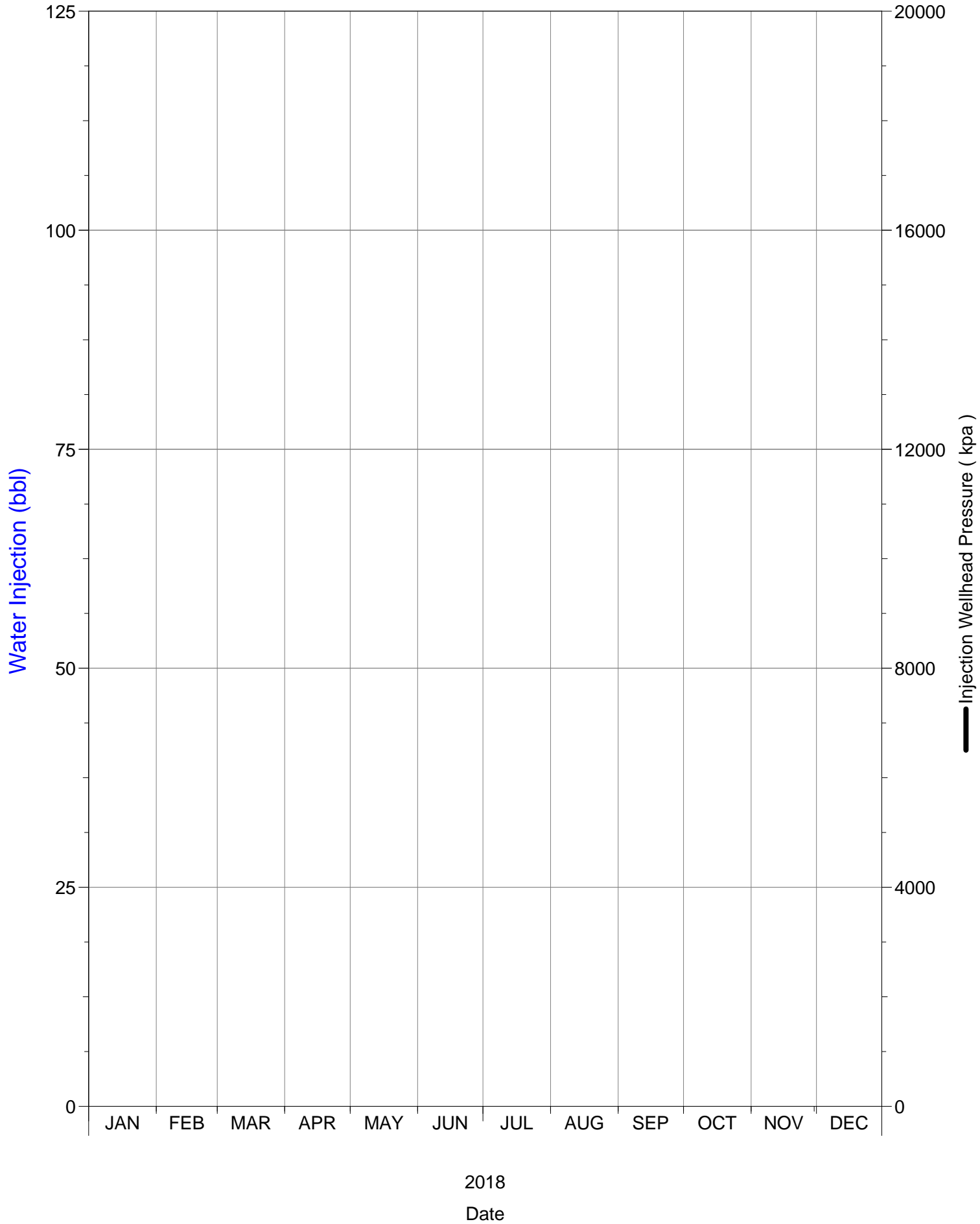
SPU 1



Daily Injection Rate and Pressure

00/10-17-002-29W1/0

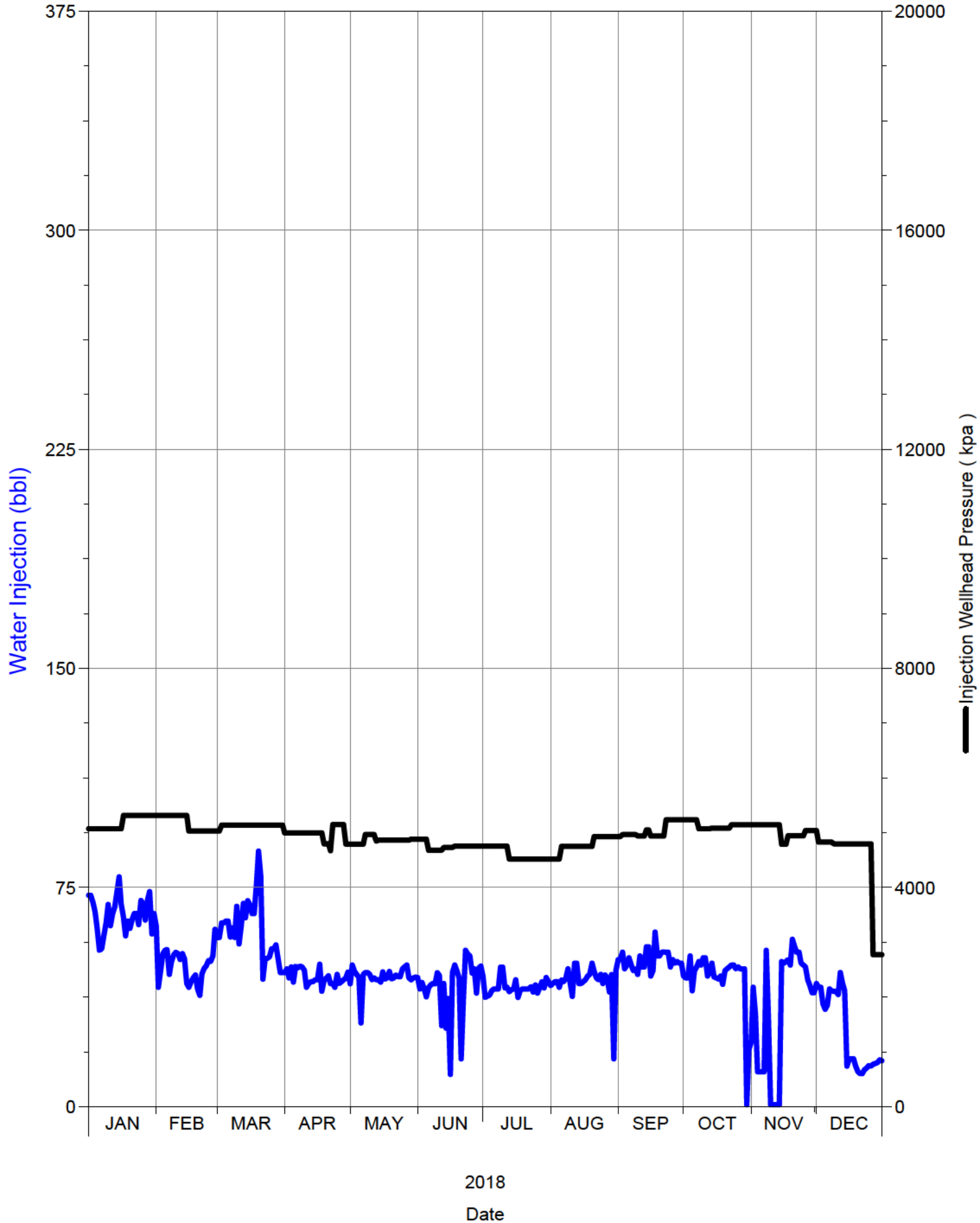
SPU 1



Daily Injection Rate and Pressure

00/11-09-002-29W1/0

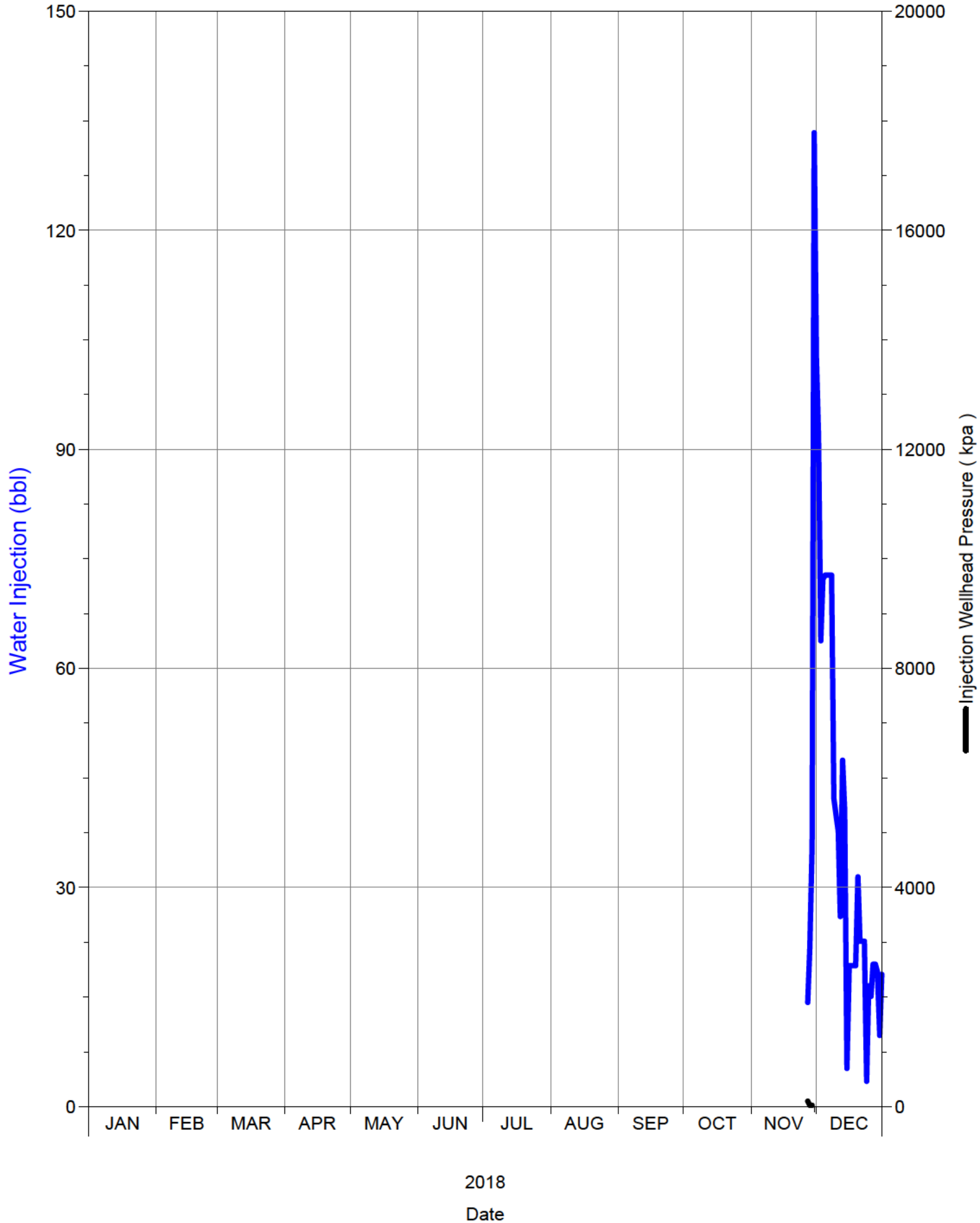
SPU 1



Daily Injection Rate and Pressure

00/11-16-002-29W1/0

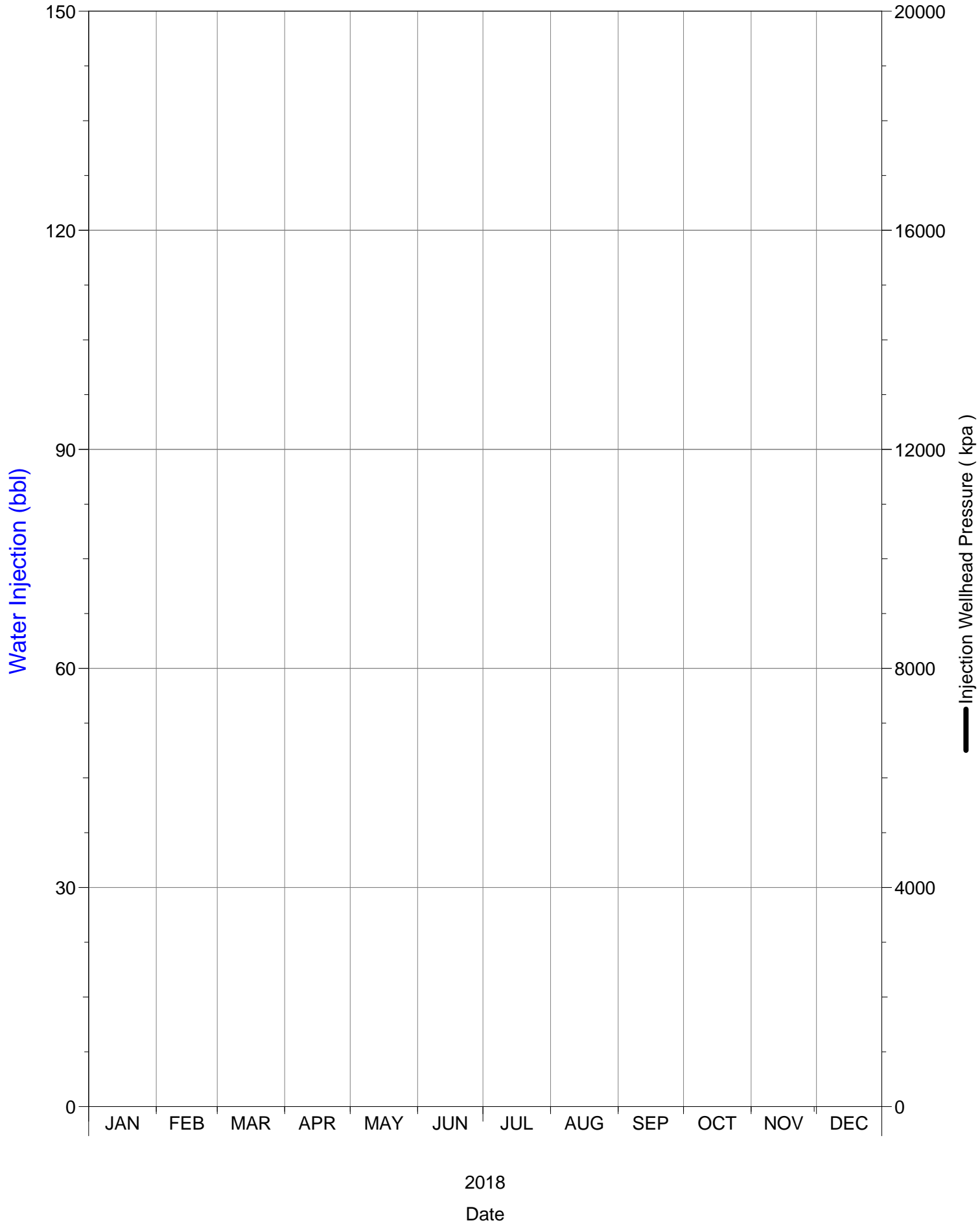
SPU 1



Daily Injection Rate and Pressure

00/11-17-002-29W1/0

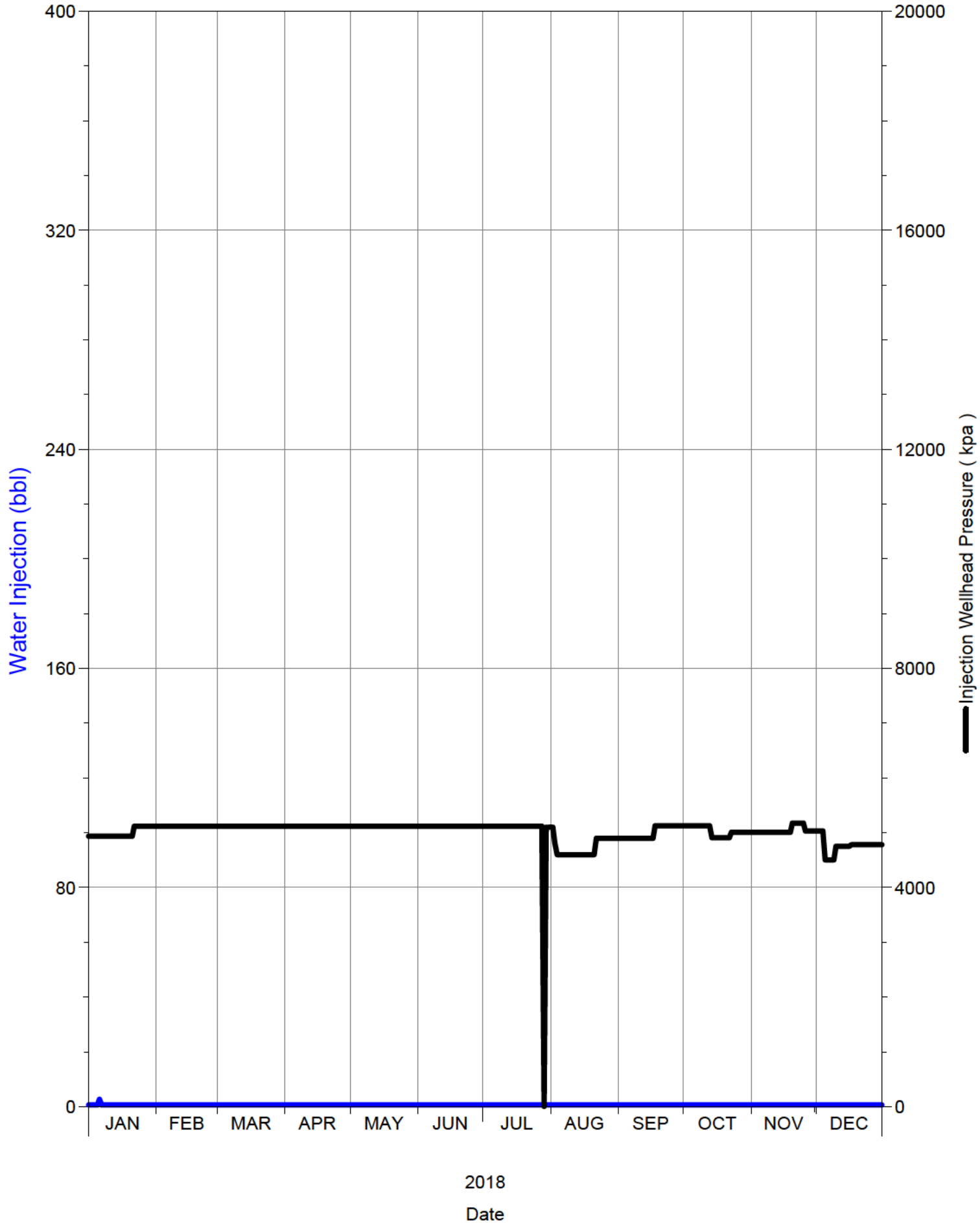
SPU 1



Daily Injection Rate and Pressure

00/12-04-002-29W1/0

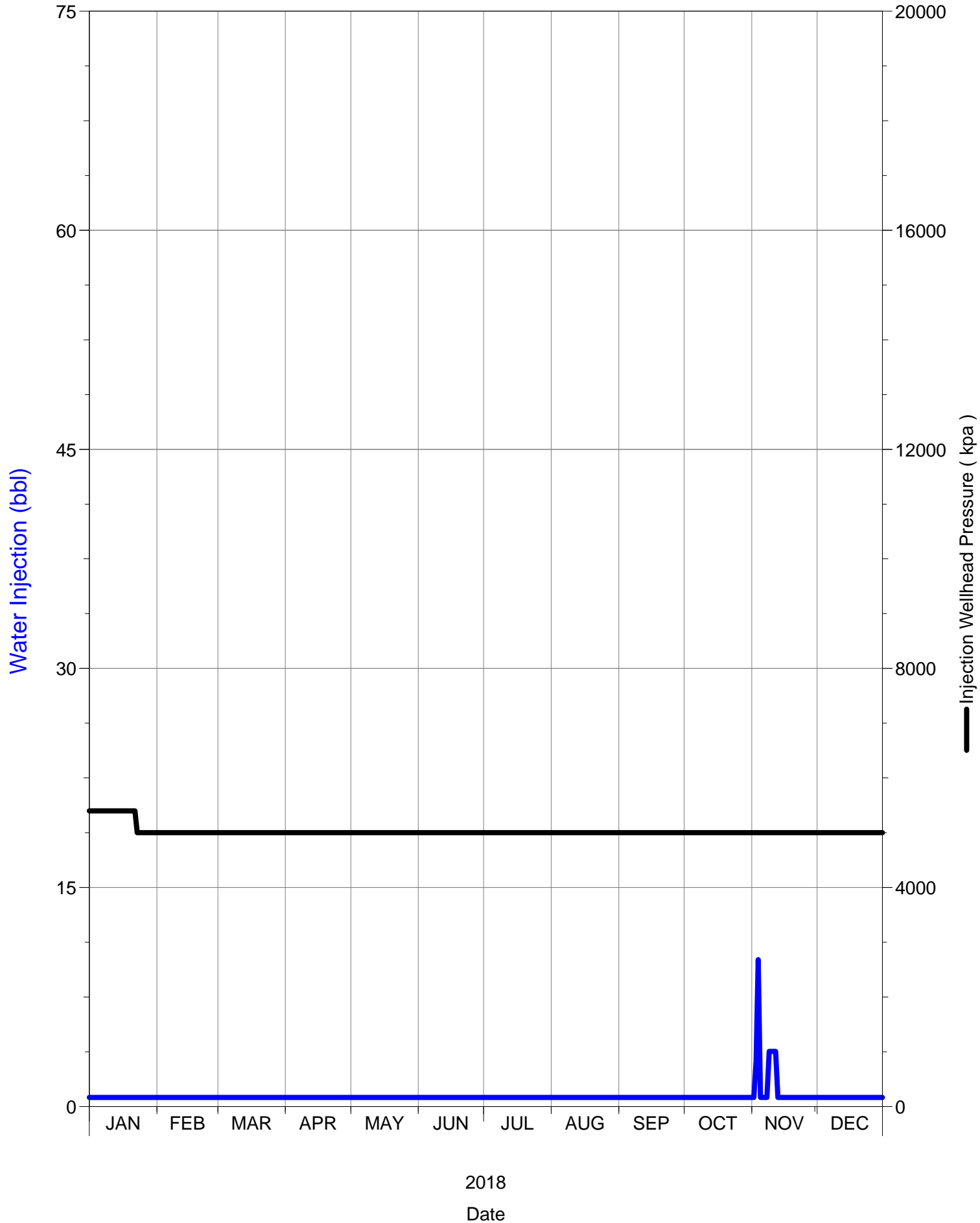
SPU 1



Daily Injection Rate and Pressure

00/12-08-002-29W1/0

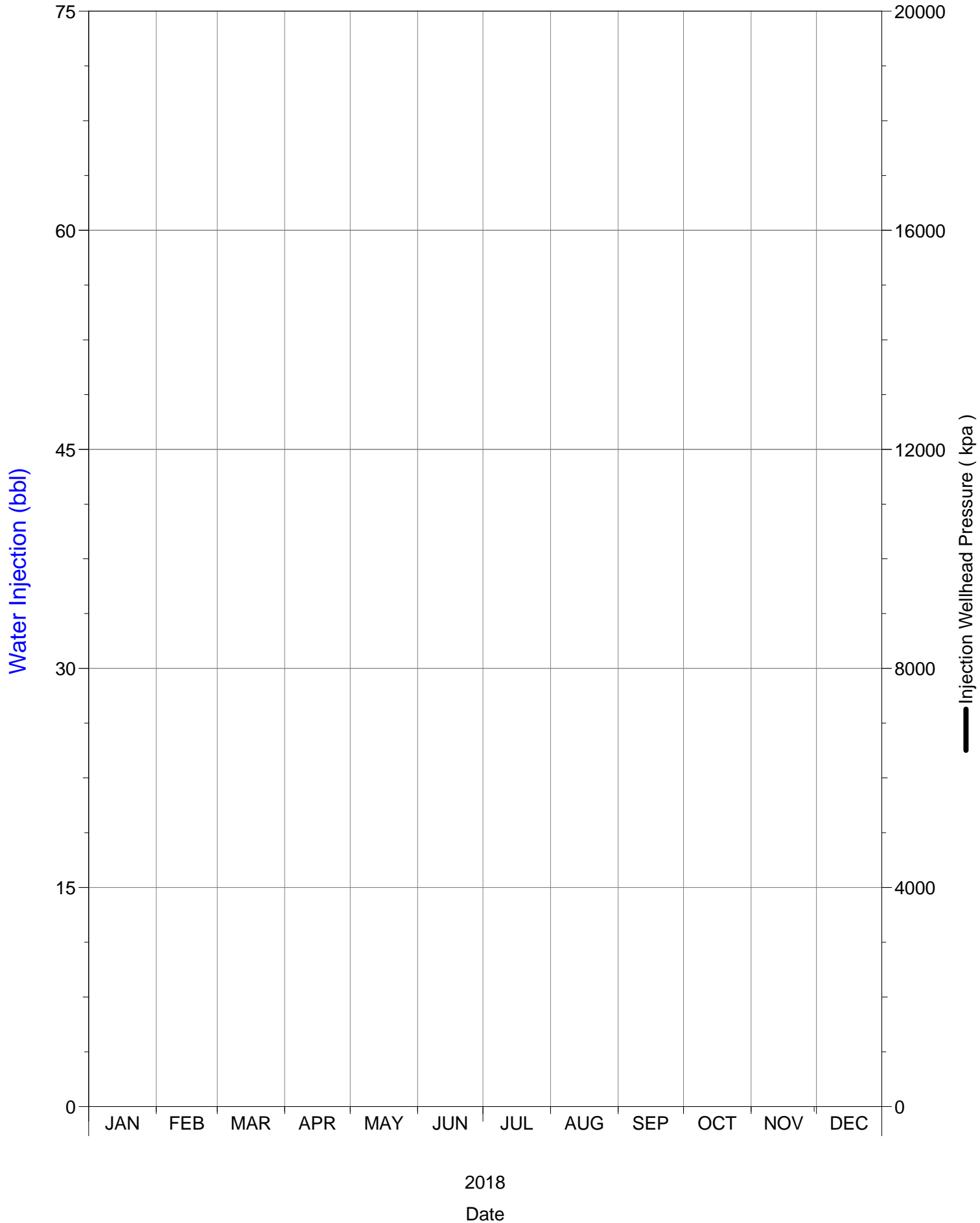
SPU 1



Daily Injection Rate and Pressure

00/12-09-002-29W1/0

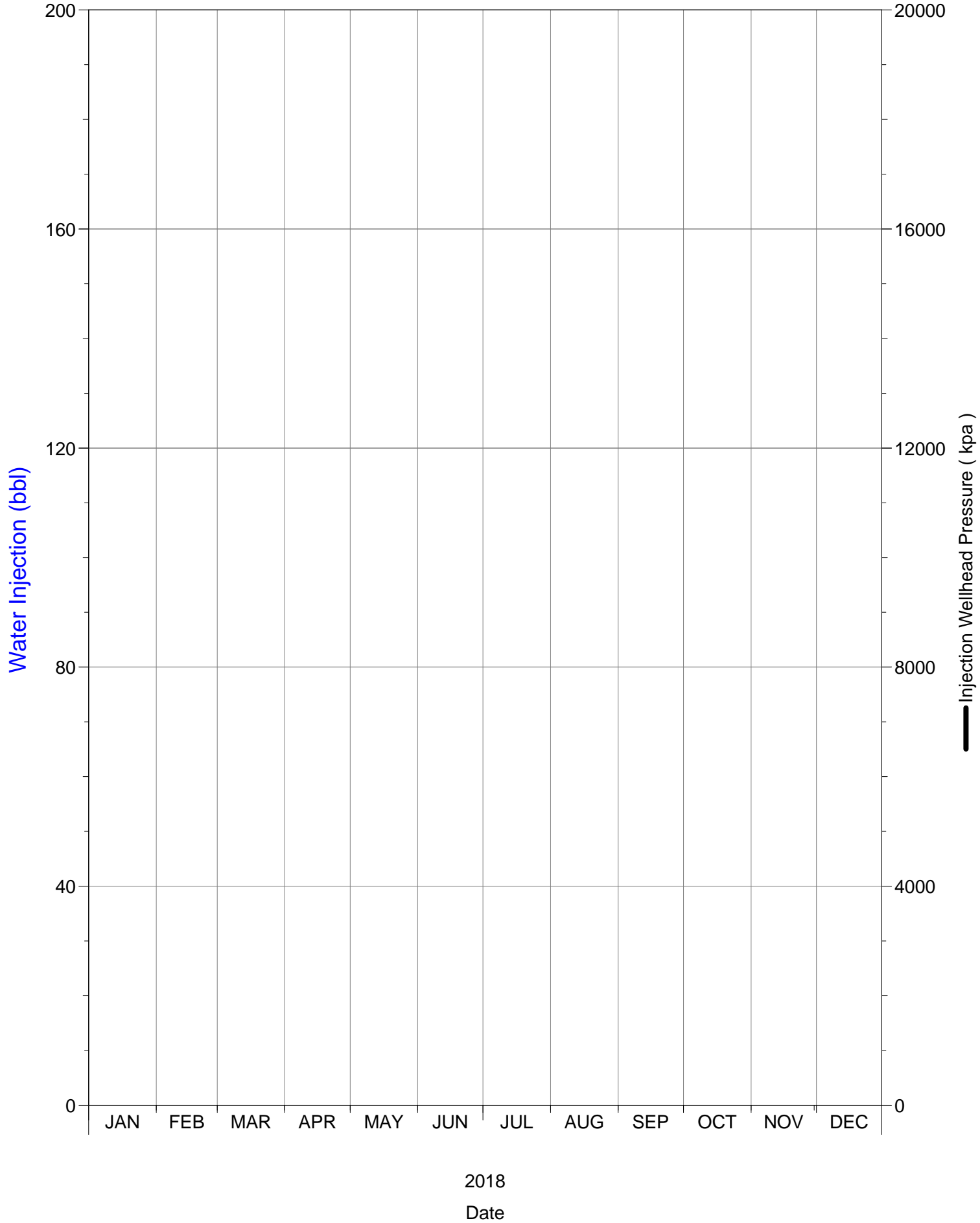
SPU 1



Daily Injection Rate and Pressure

00/12-16-002-29W1/0

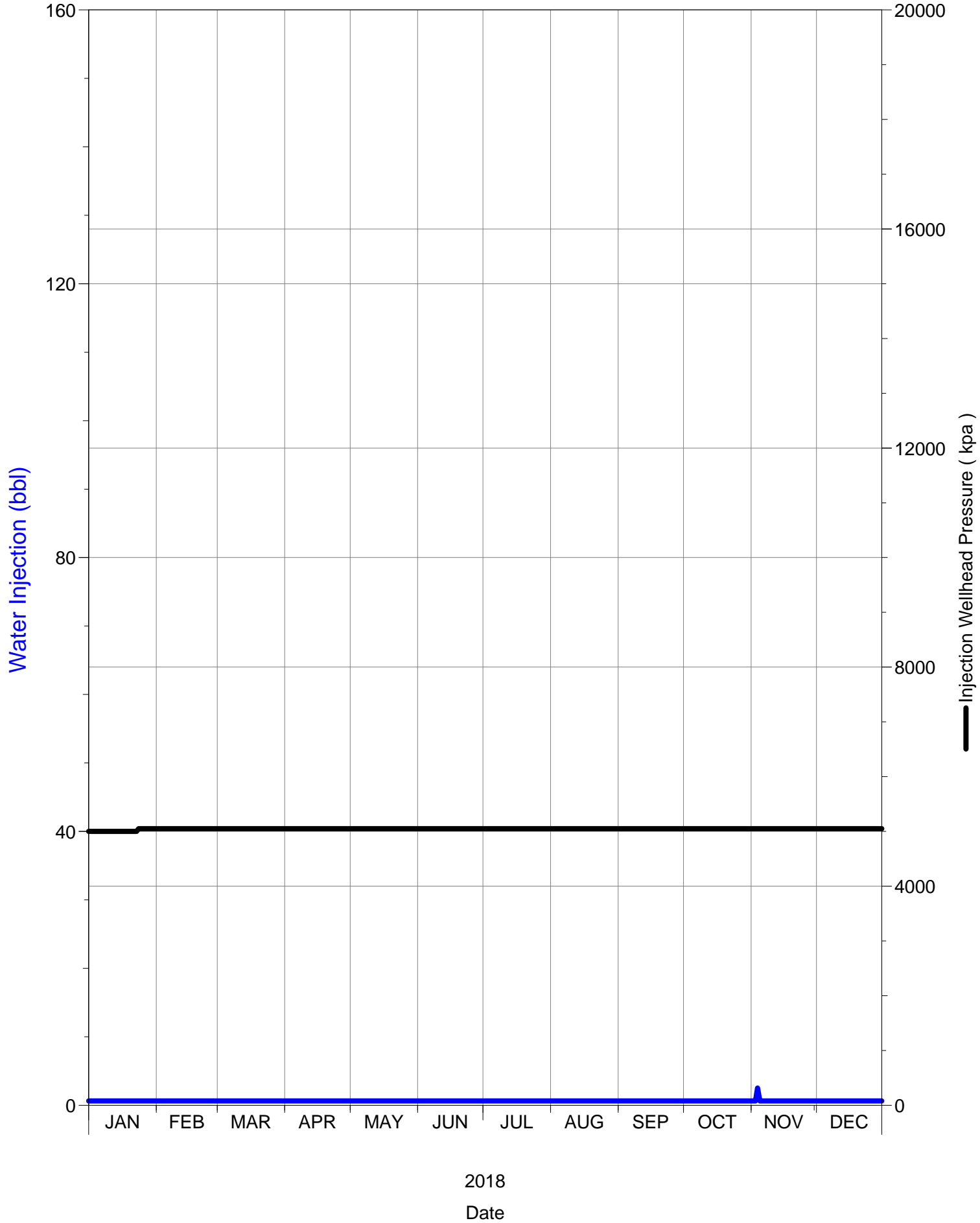
SPU 1



Daily Injection Rate and Pressure

00/12-17-002-29W1/0

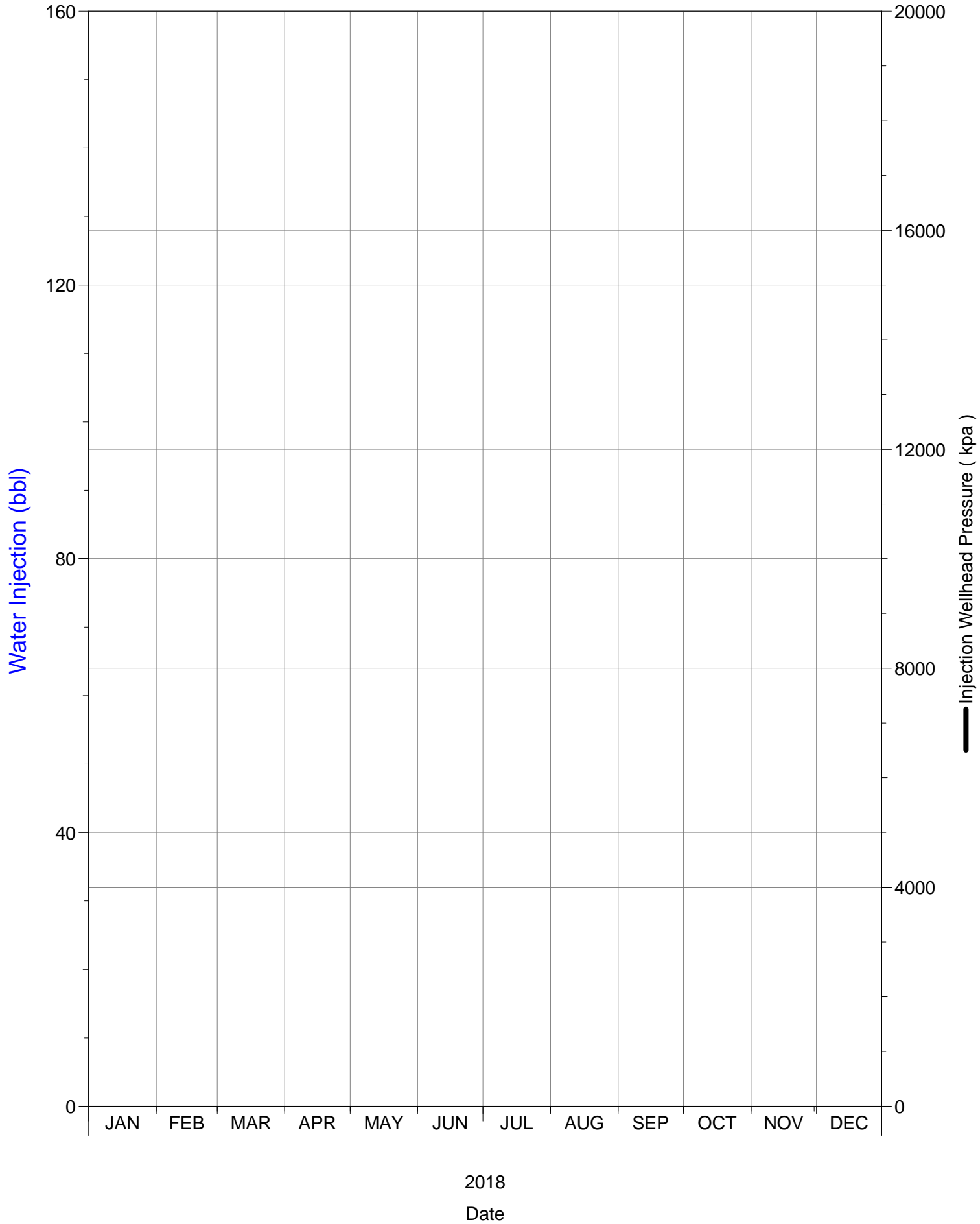
SPU 1



Daily Injection Rate and Pressure

00/13-04-002-29W1/0

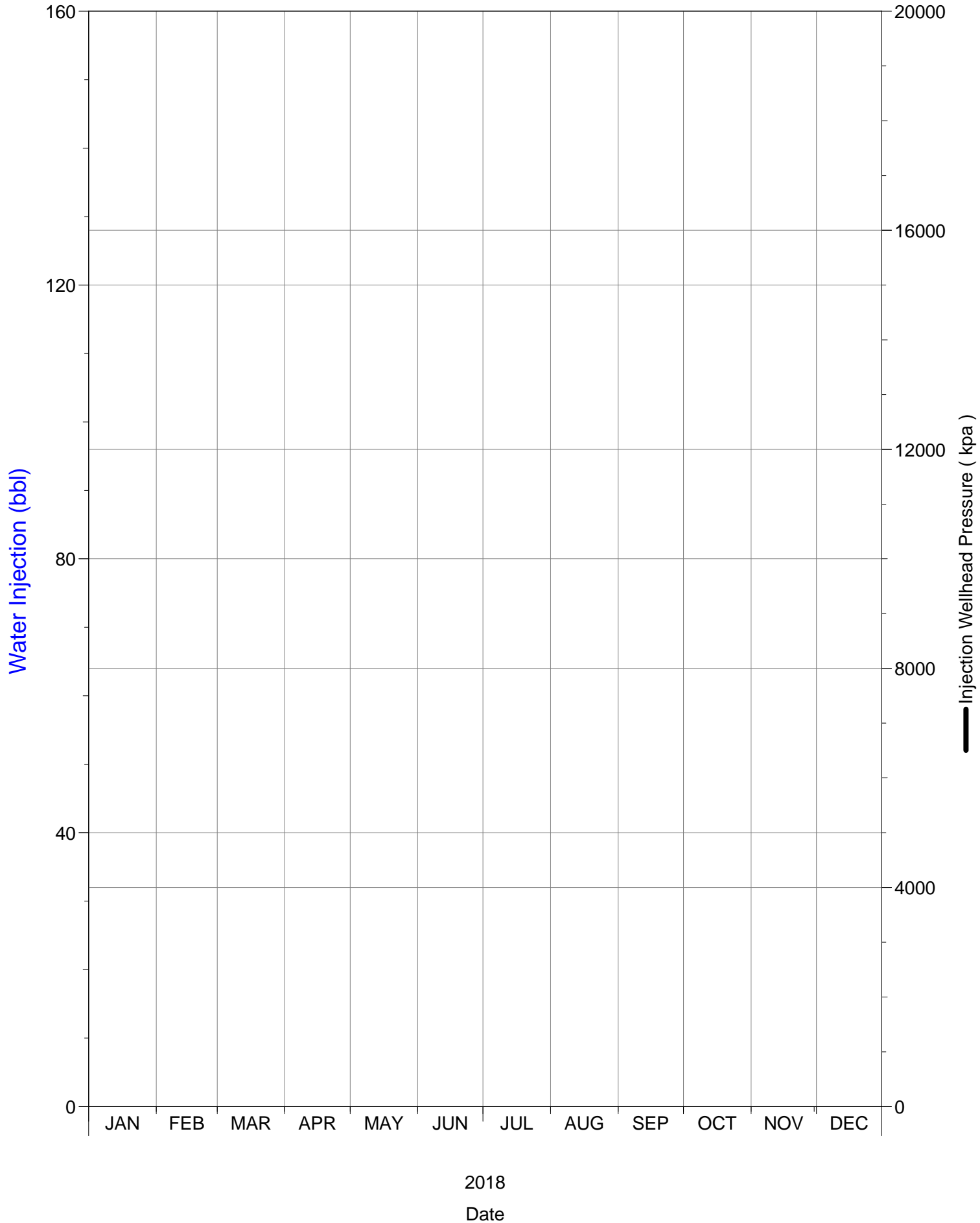
SPU 1



Daily Injection Rate and Pressure

00/13-08-002-29W1/0

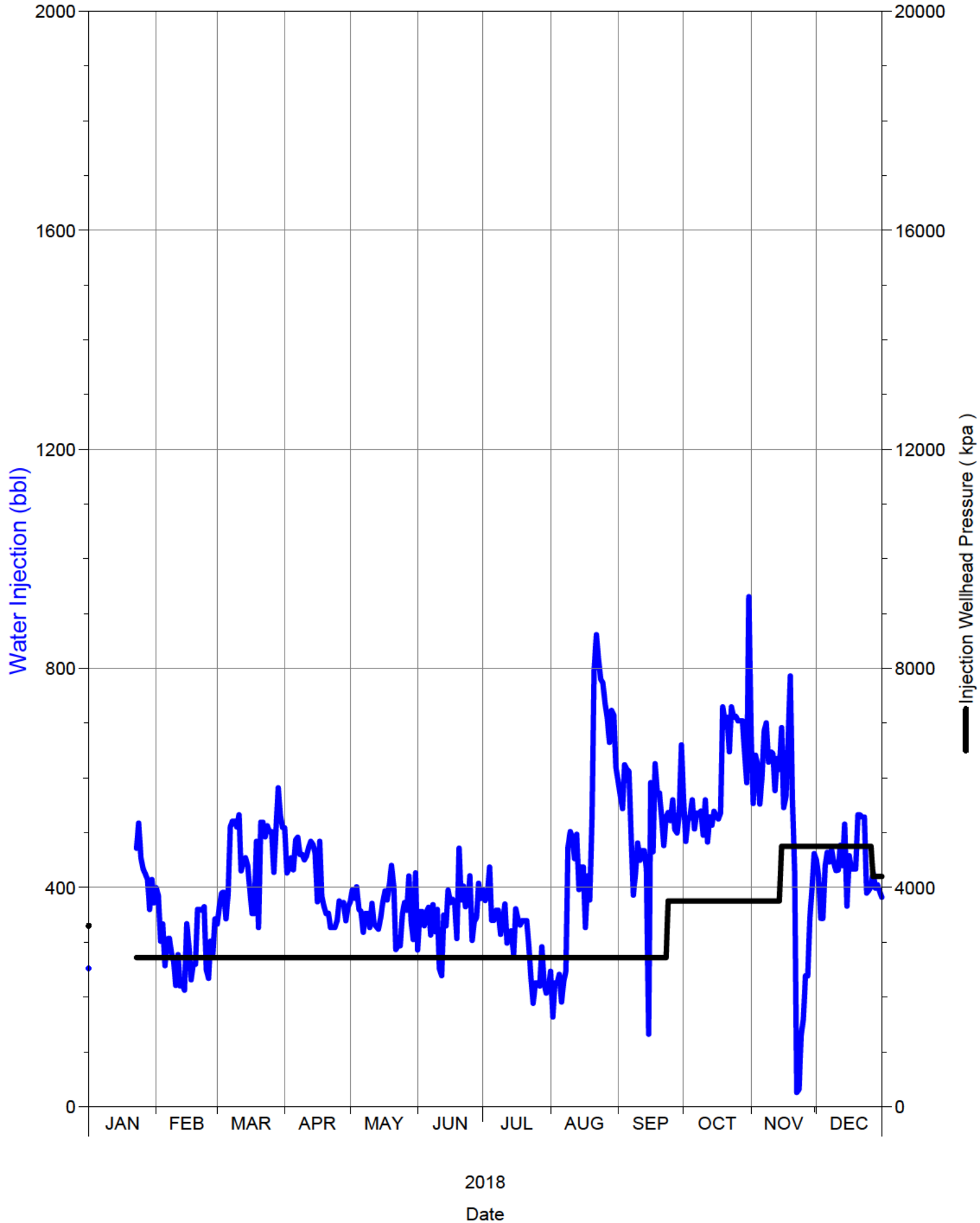
SPU 1



Daily Injection Rate and Pressure

00/13-09-002-29W1/0

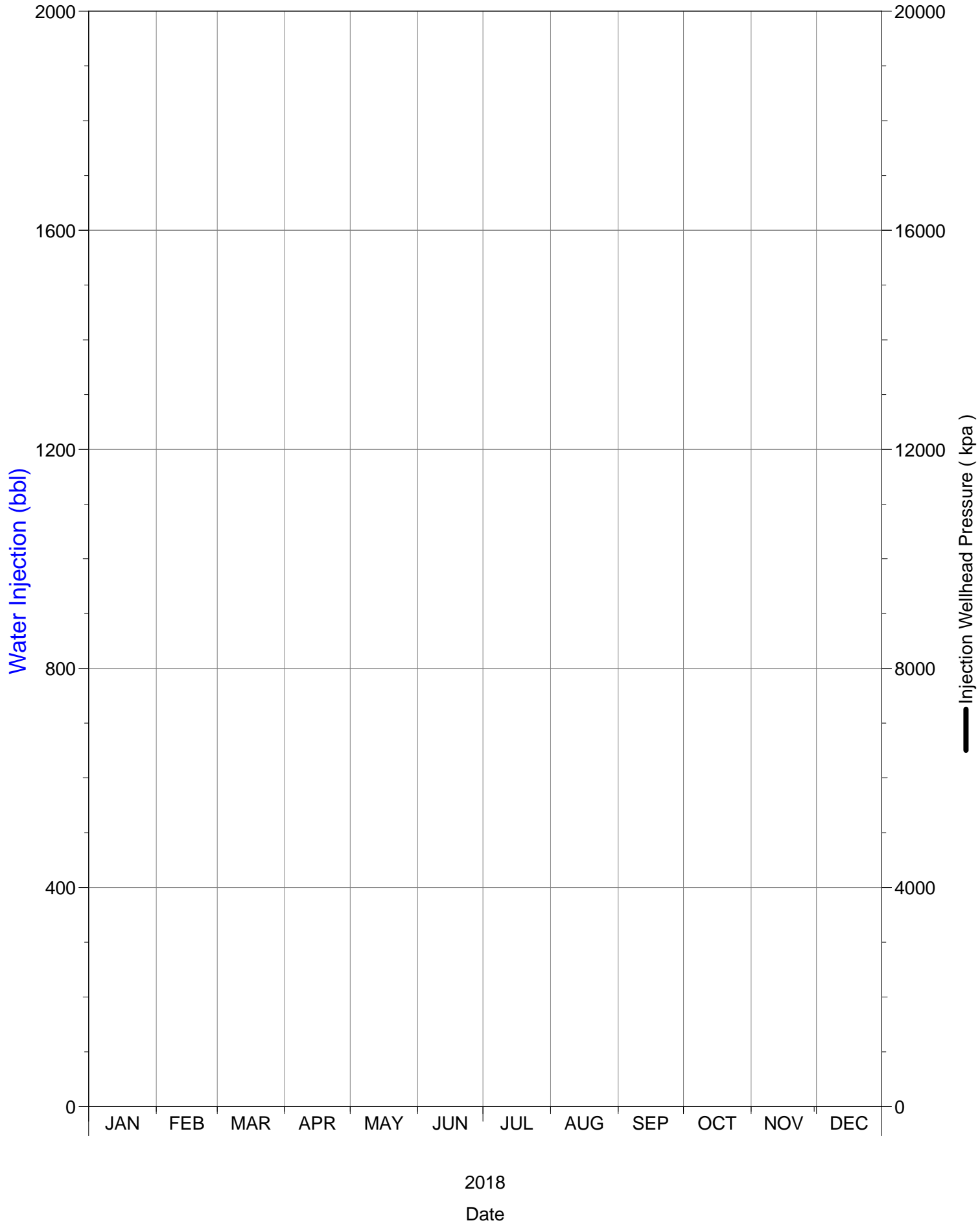
SPU 1



Daily Injection Rate and Pressure

00/13-16-002-29W1/0

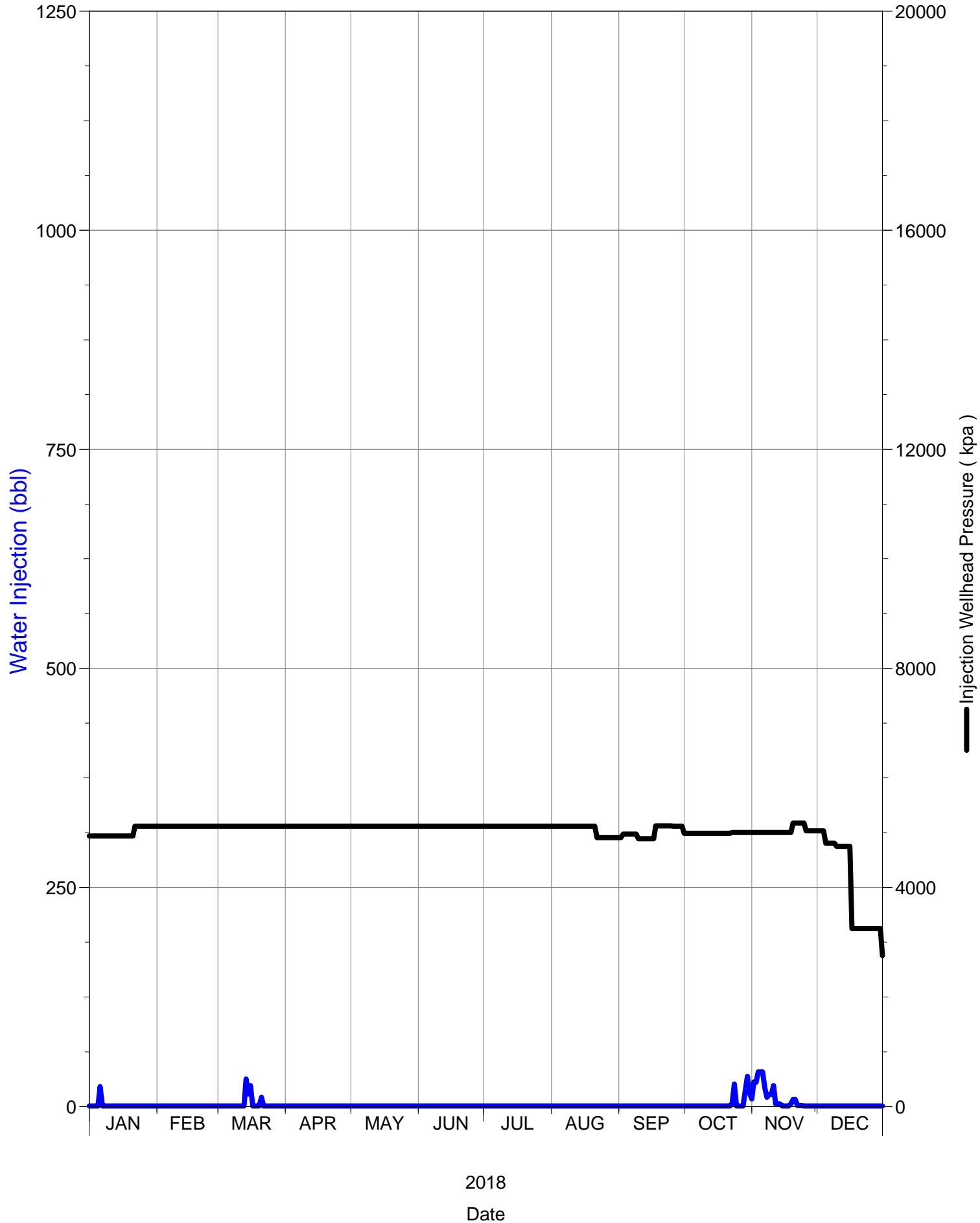
SPU 1



Daily Injection Rate and Pressure

00/14-04-002-29W1/0

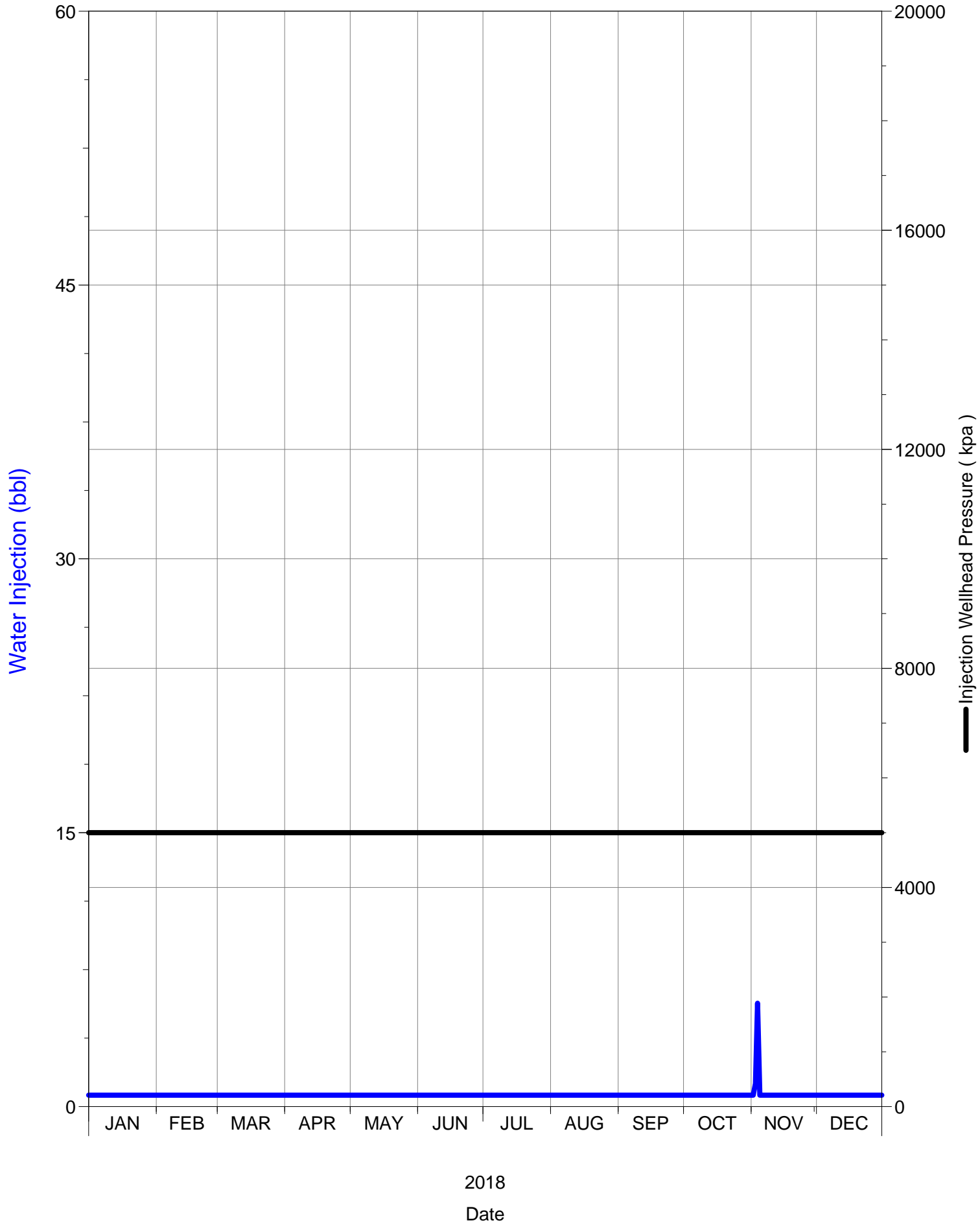
SPU 1



Daily Injection Rate and Pressure

00/14-08-002-29W1/0

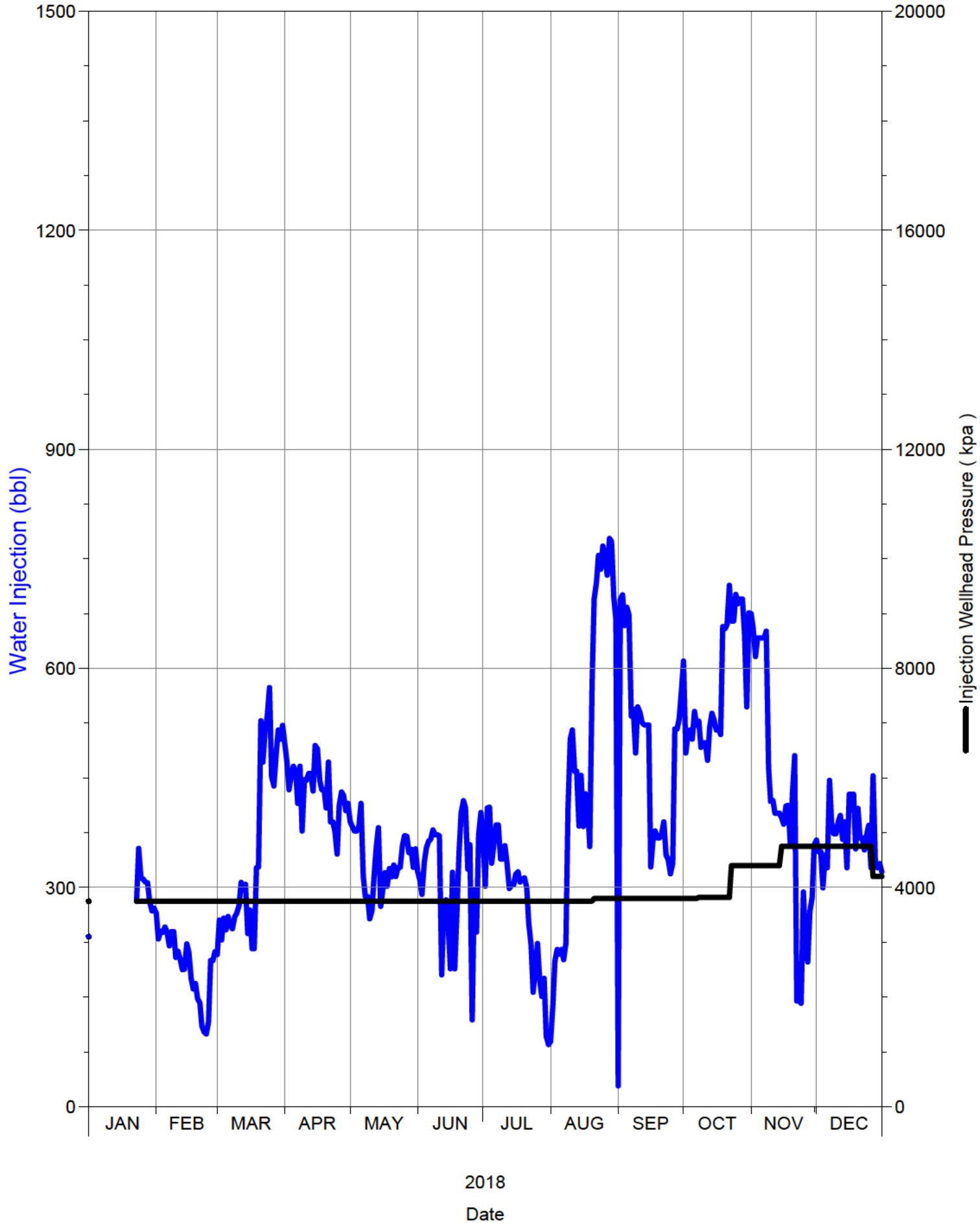
SPU 1



Daily Injection Rate and Pressure

00/14-09-002-29W1/0

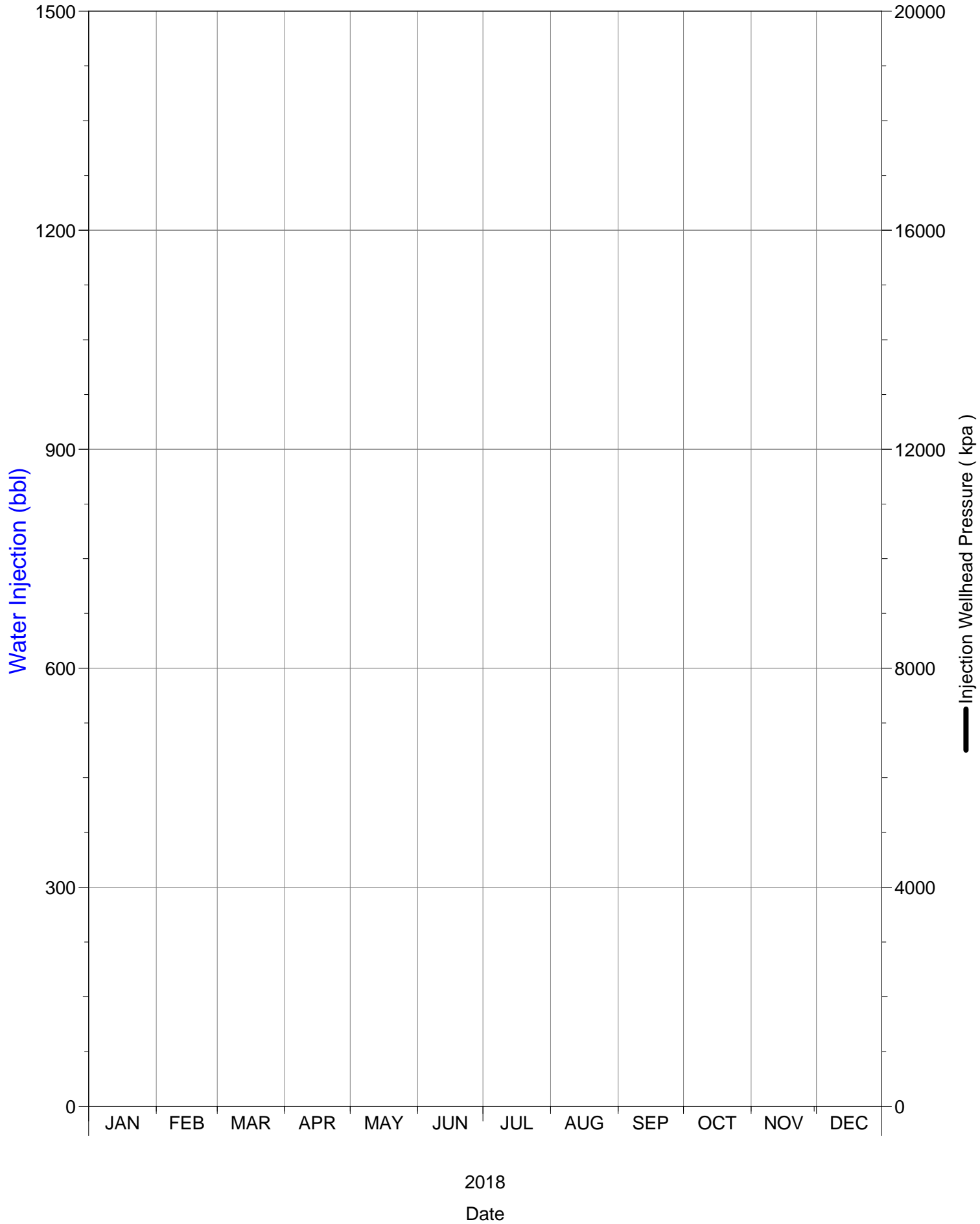
SPU 1



Daily Injection Rate and Pressure

00/14-16-002-29W1/0

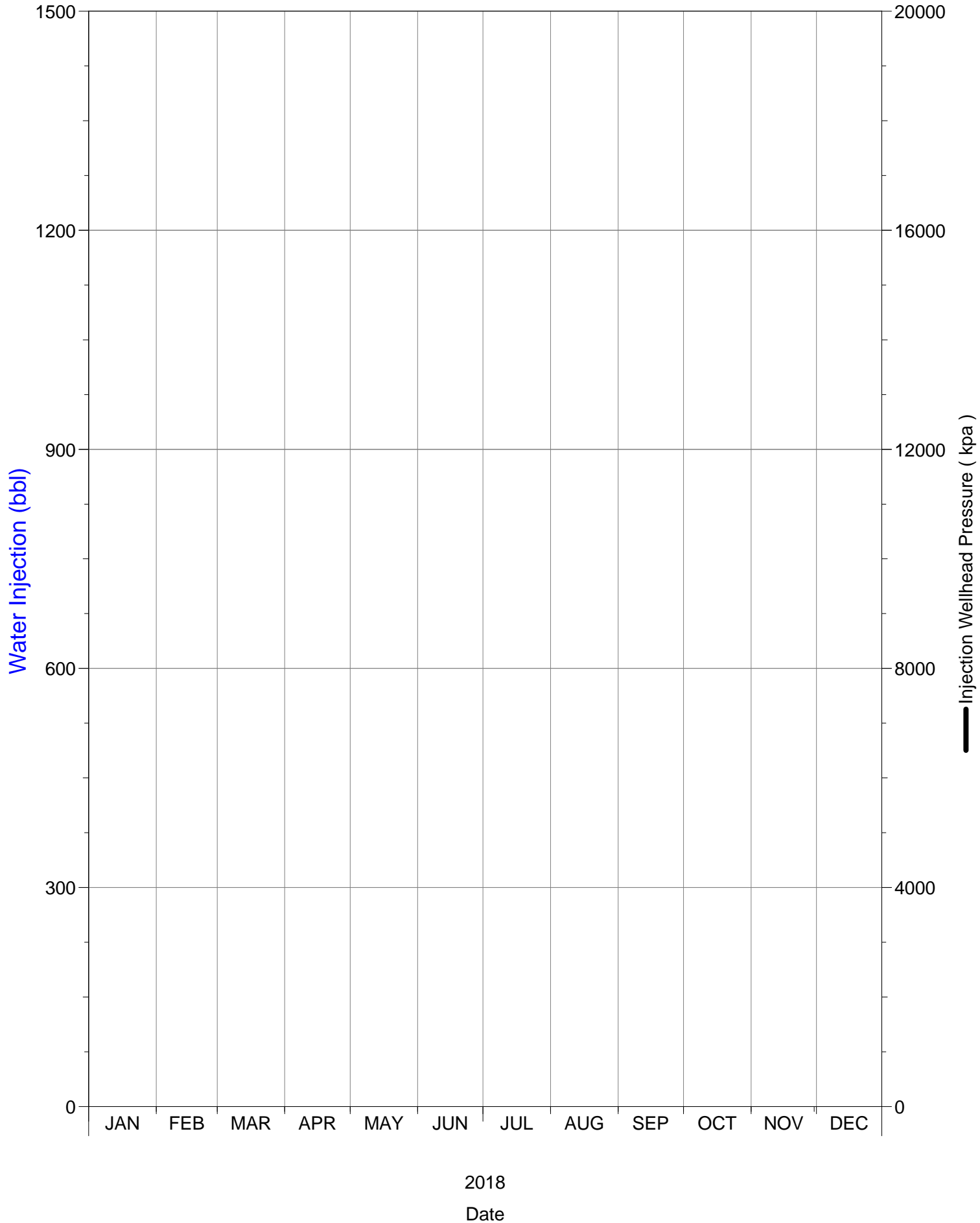
SPU 1



Daily Injection Rate and Pressure

00/14-17-002-29W1/0

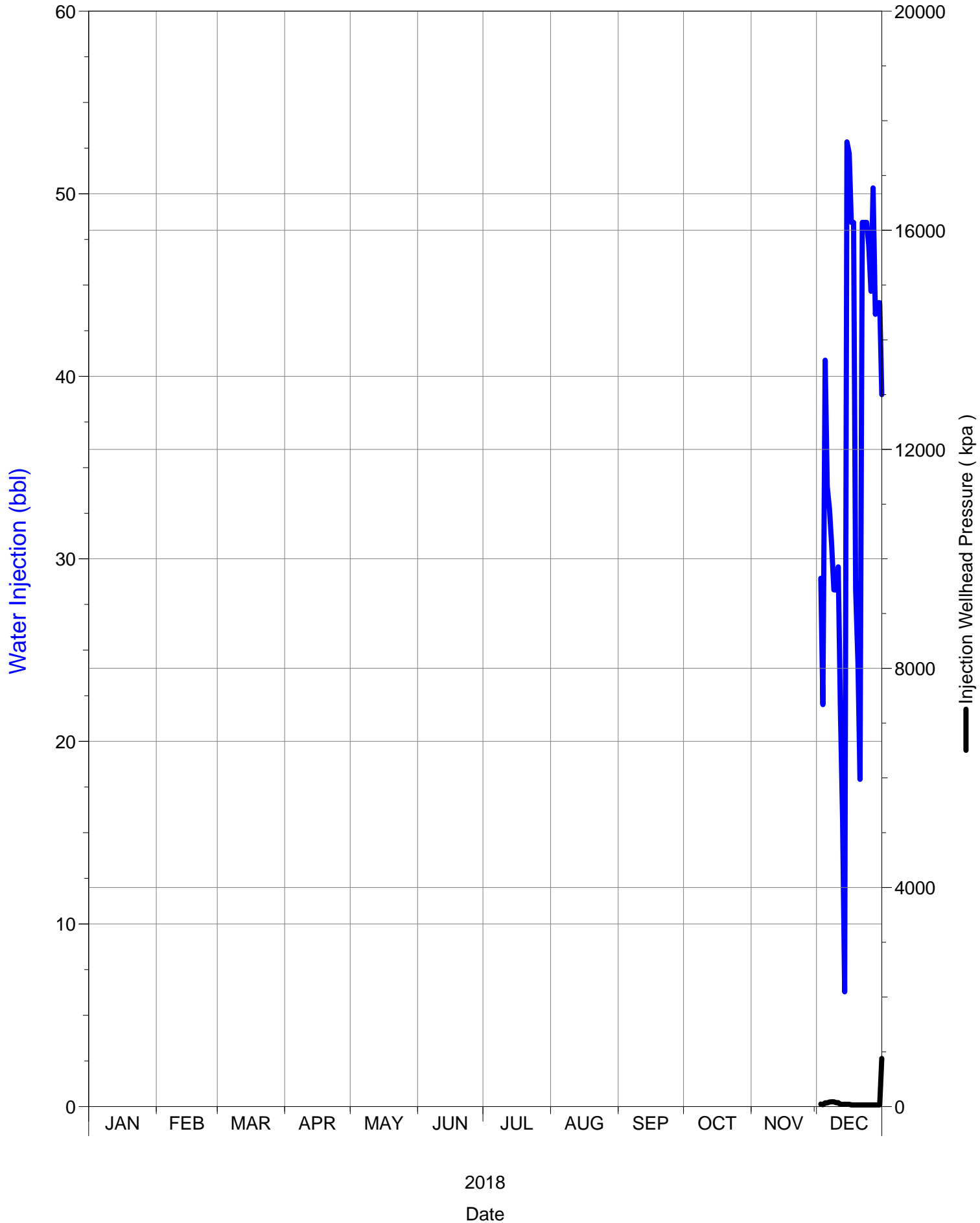
SPU 1



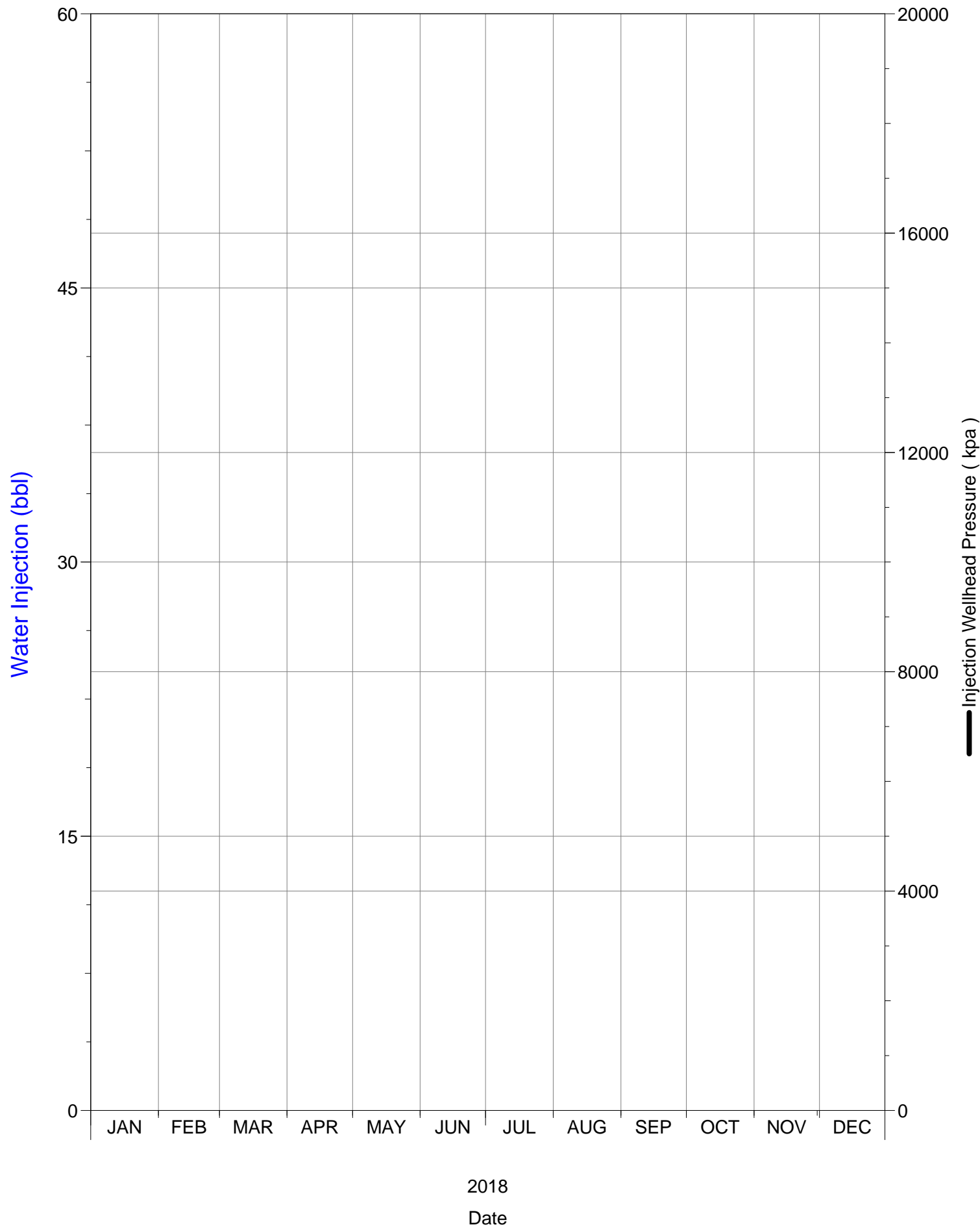
Daily Injection Rate and Pressure

00/15-04-002-29W1/0

SPU 1



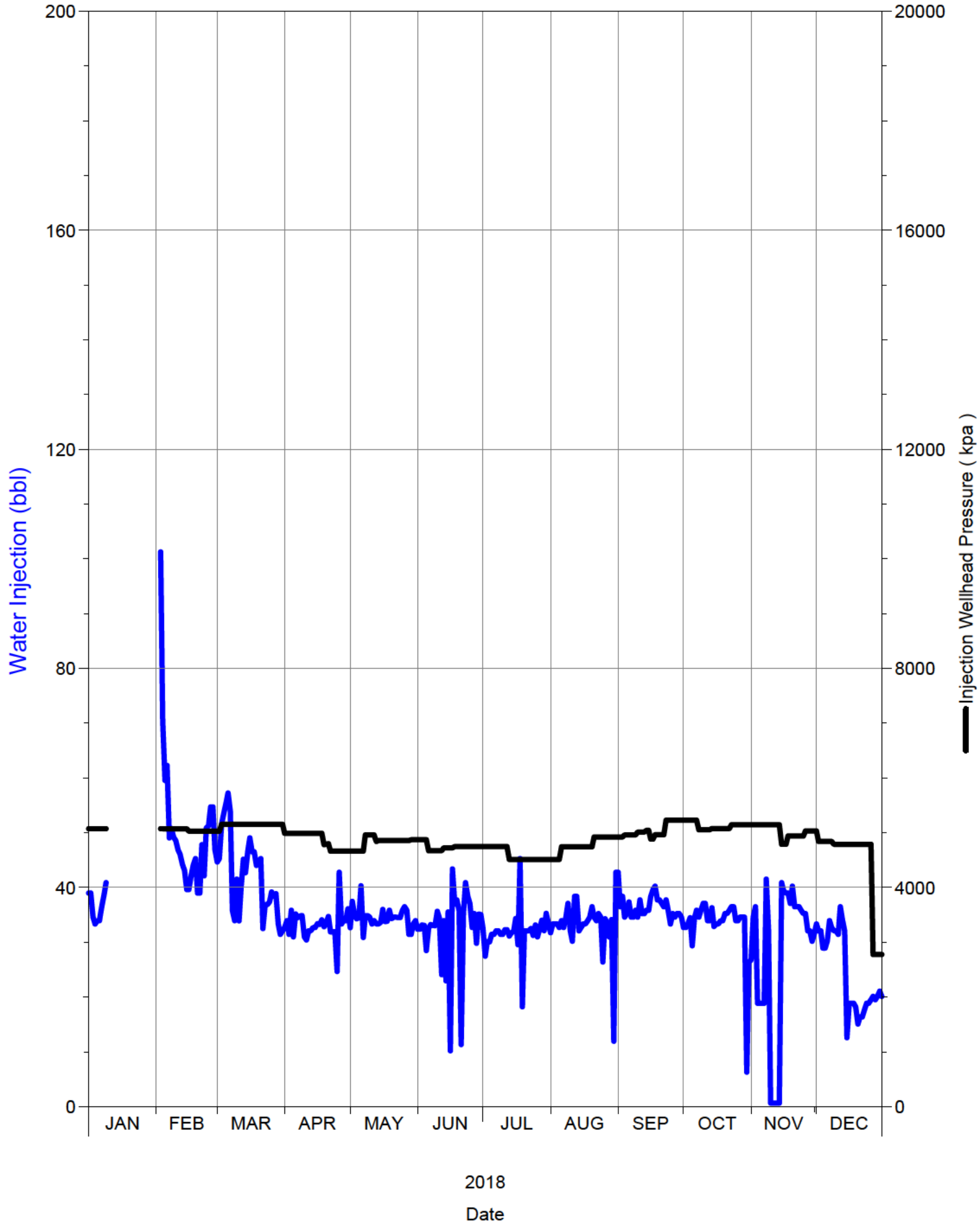
Daily Injection Rate and Pressure
00/15-08-002-29W1/0
SPU 1



Daily Injection Rate and Pressure

00/15-09-002-29W1/0

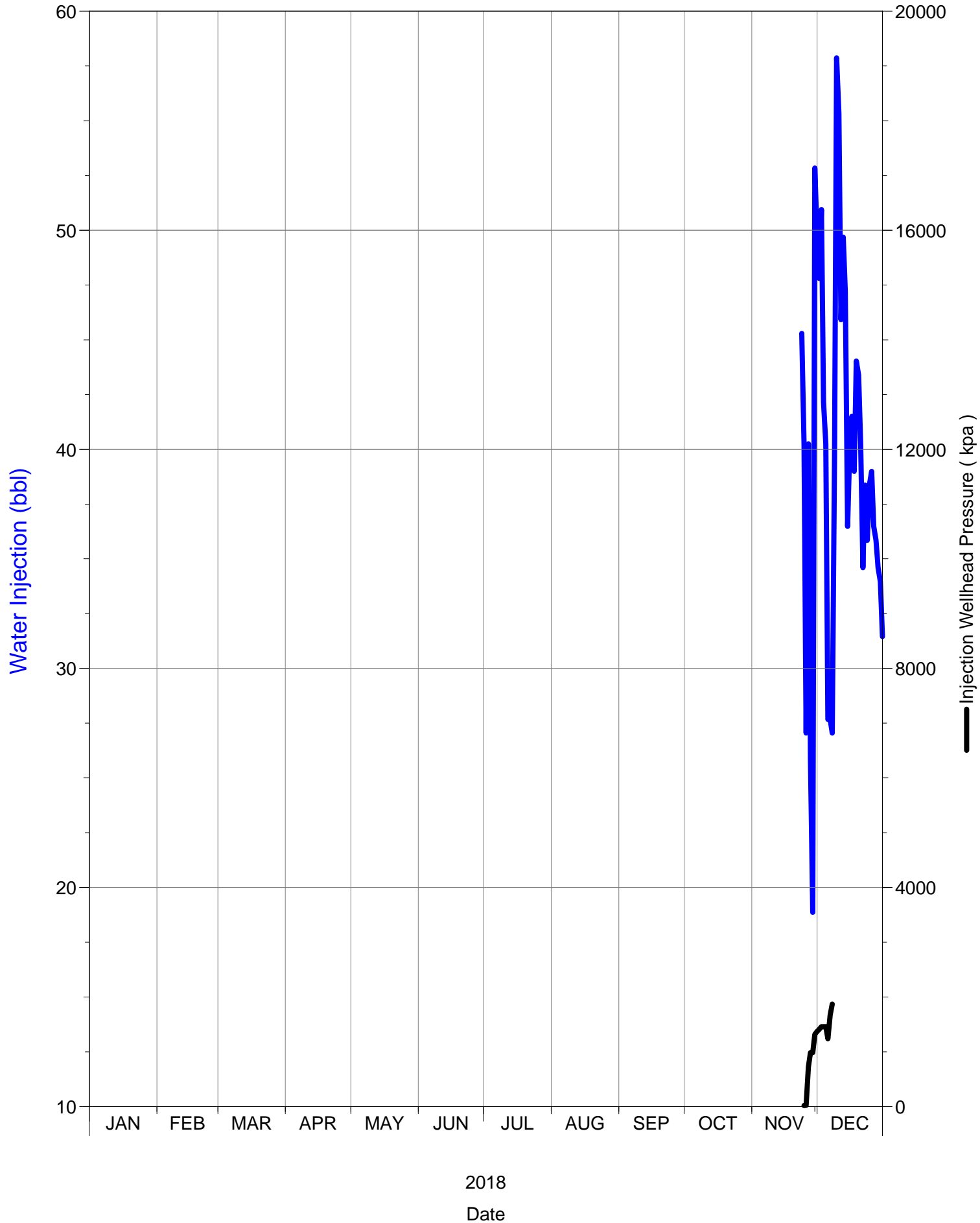
SPU 1



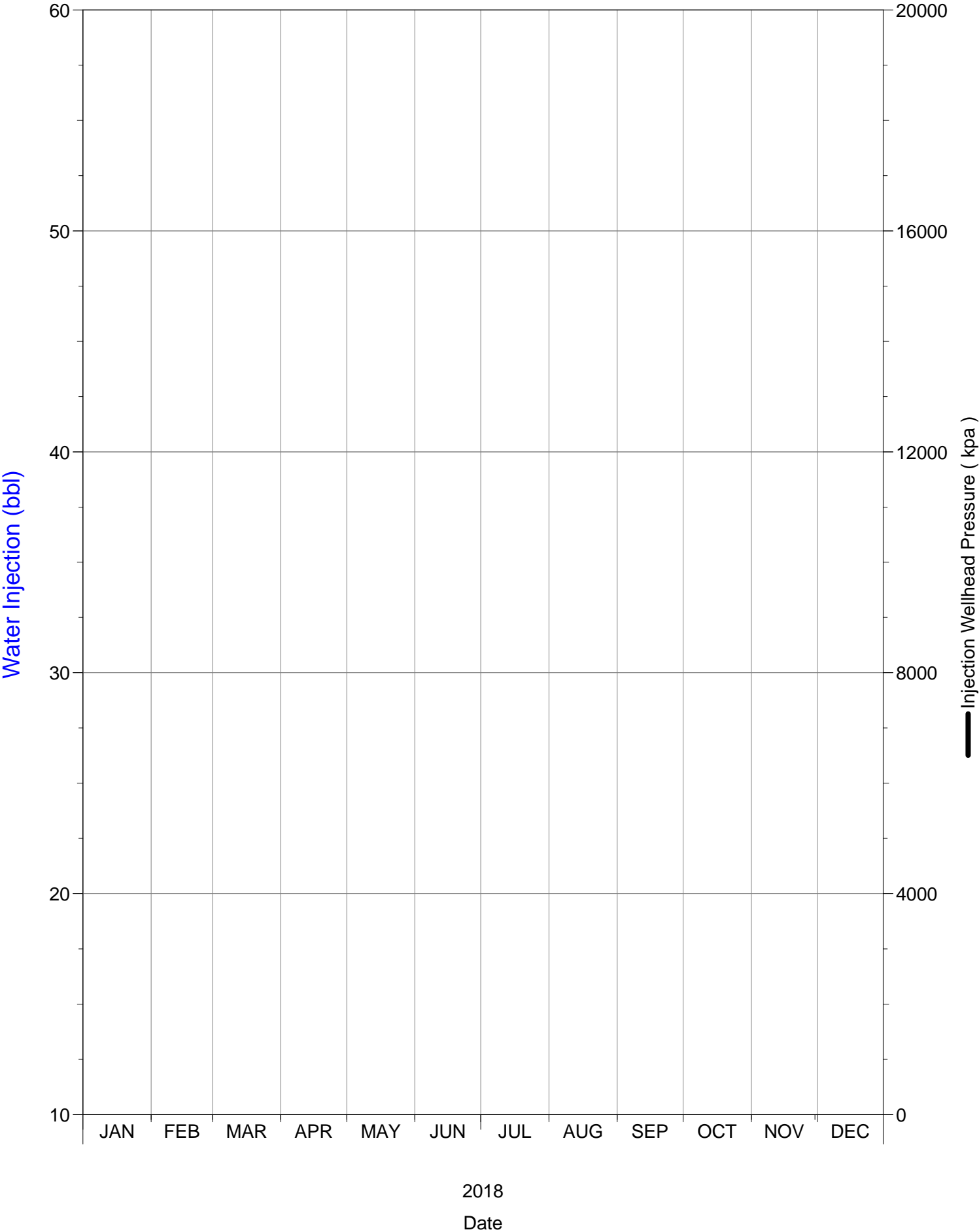
Daily Injection Rate and Pressure

00/15-16-002-29W1/0

SPU 1



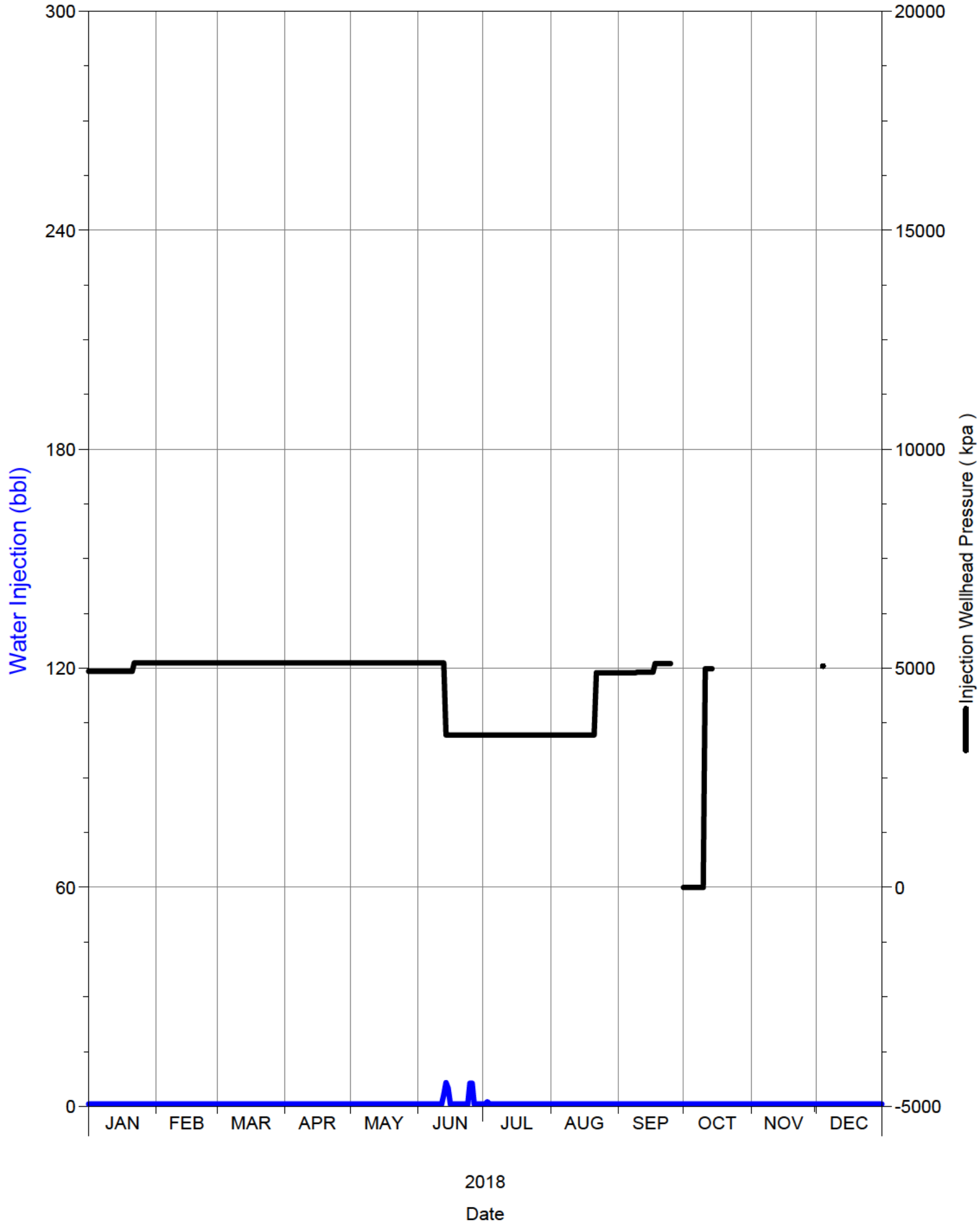
Daily Injection Rate and Pressure
00/15-17-002-29W1/0
SPU 1



Daily Injection Rate and Pressure

00/16-04-002-29W1/0

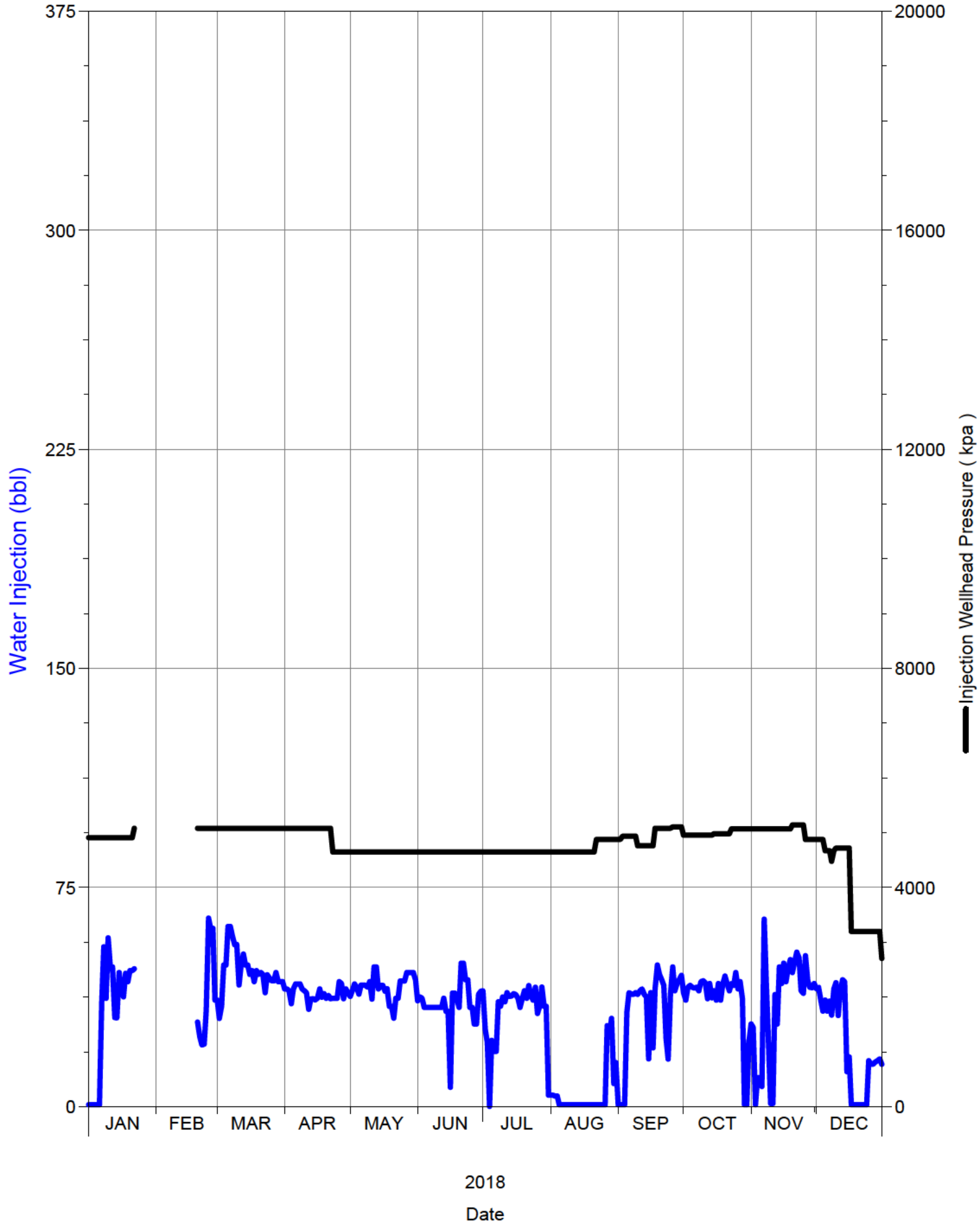
SPU 1



Daily Injection Rate and Pressure

00/16-05-002-29W1/0

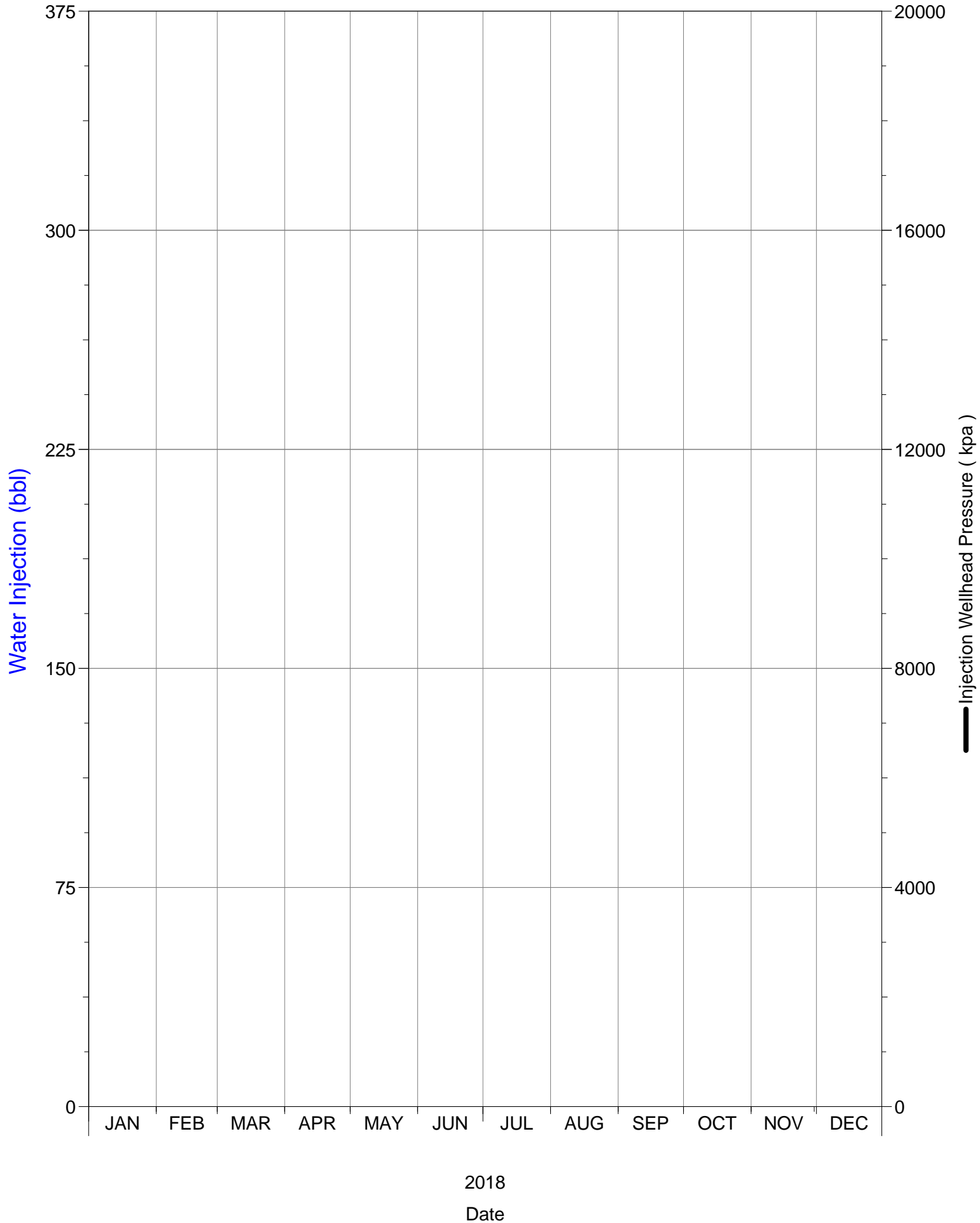
SPU 1



Daily Injection Rate and Pressure

00/16-08-002-29W1/0

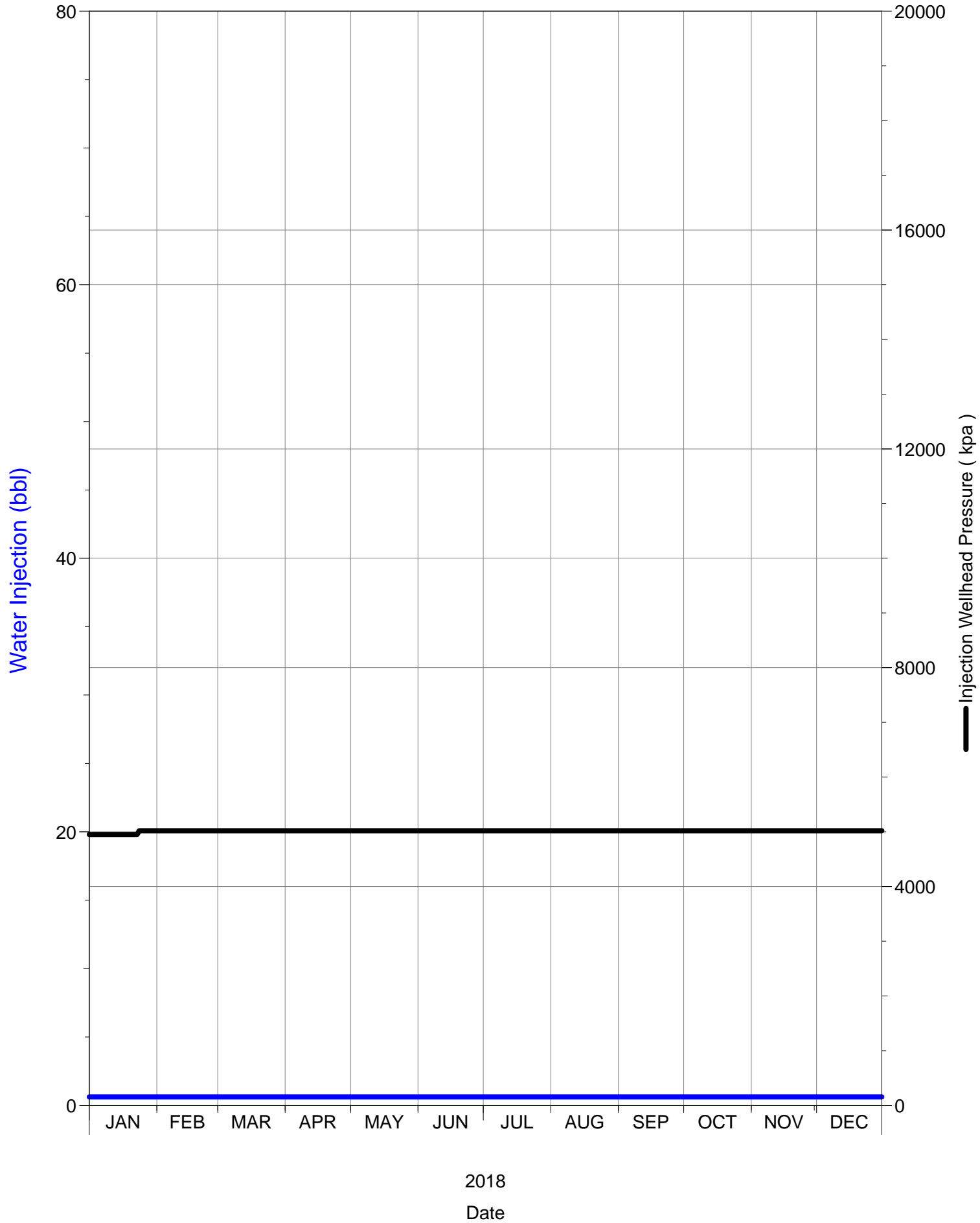
SPU 1



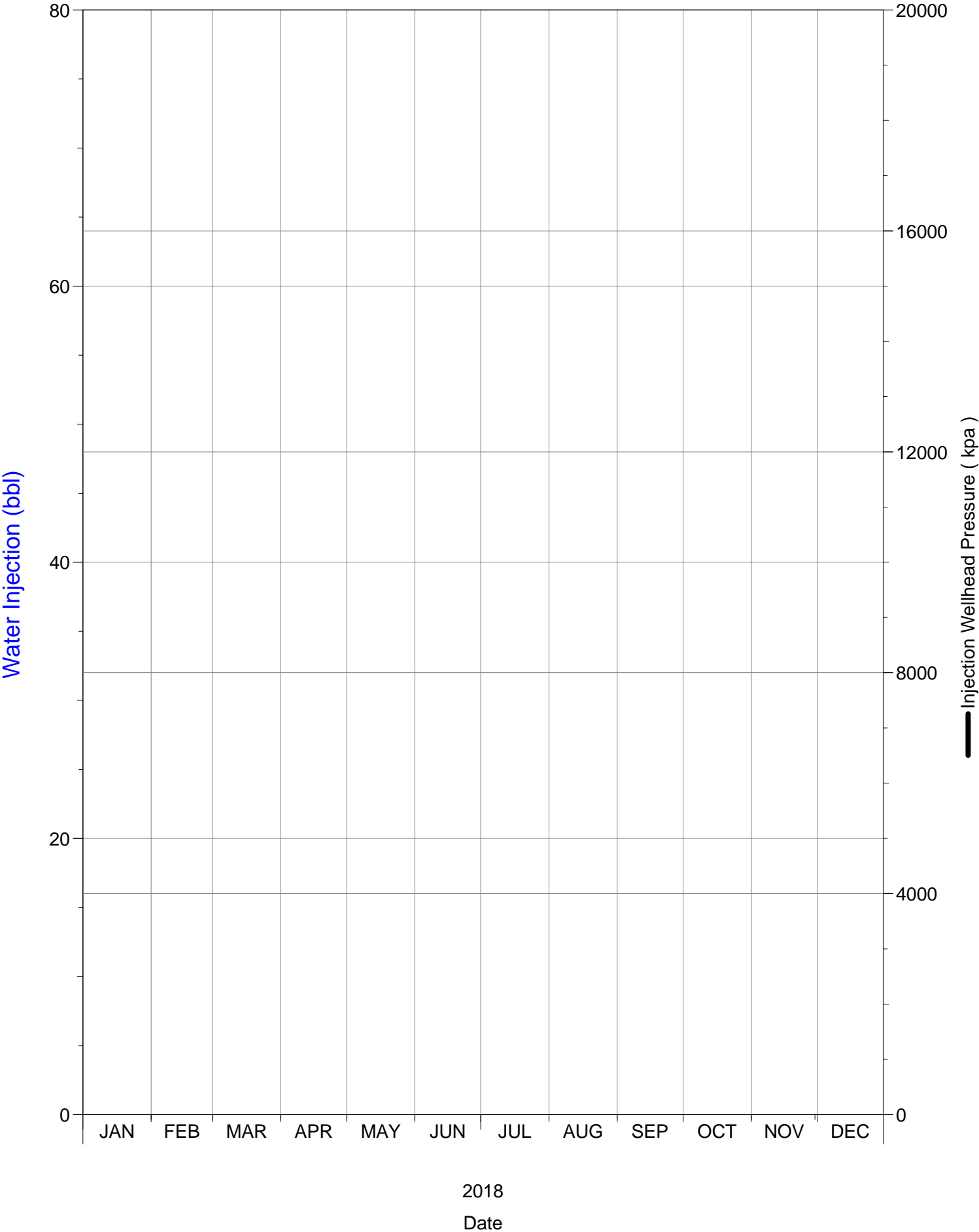
Daily Injection Rate and Pressure

00/16-18-002-29W1/0

SPU 1



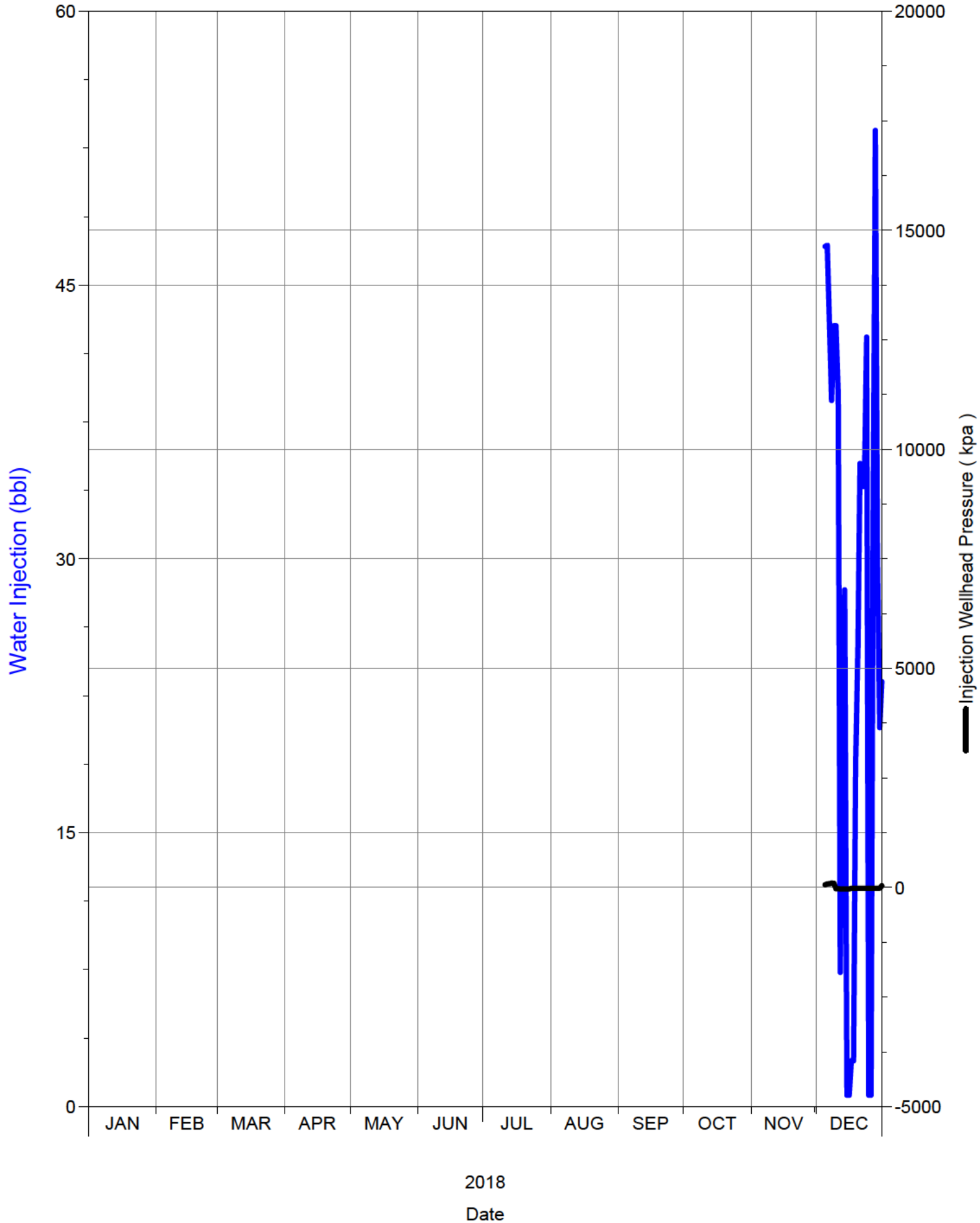
Daily Injection Rate and Pressure
02/01-08-002-29W1/0
SPU 1



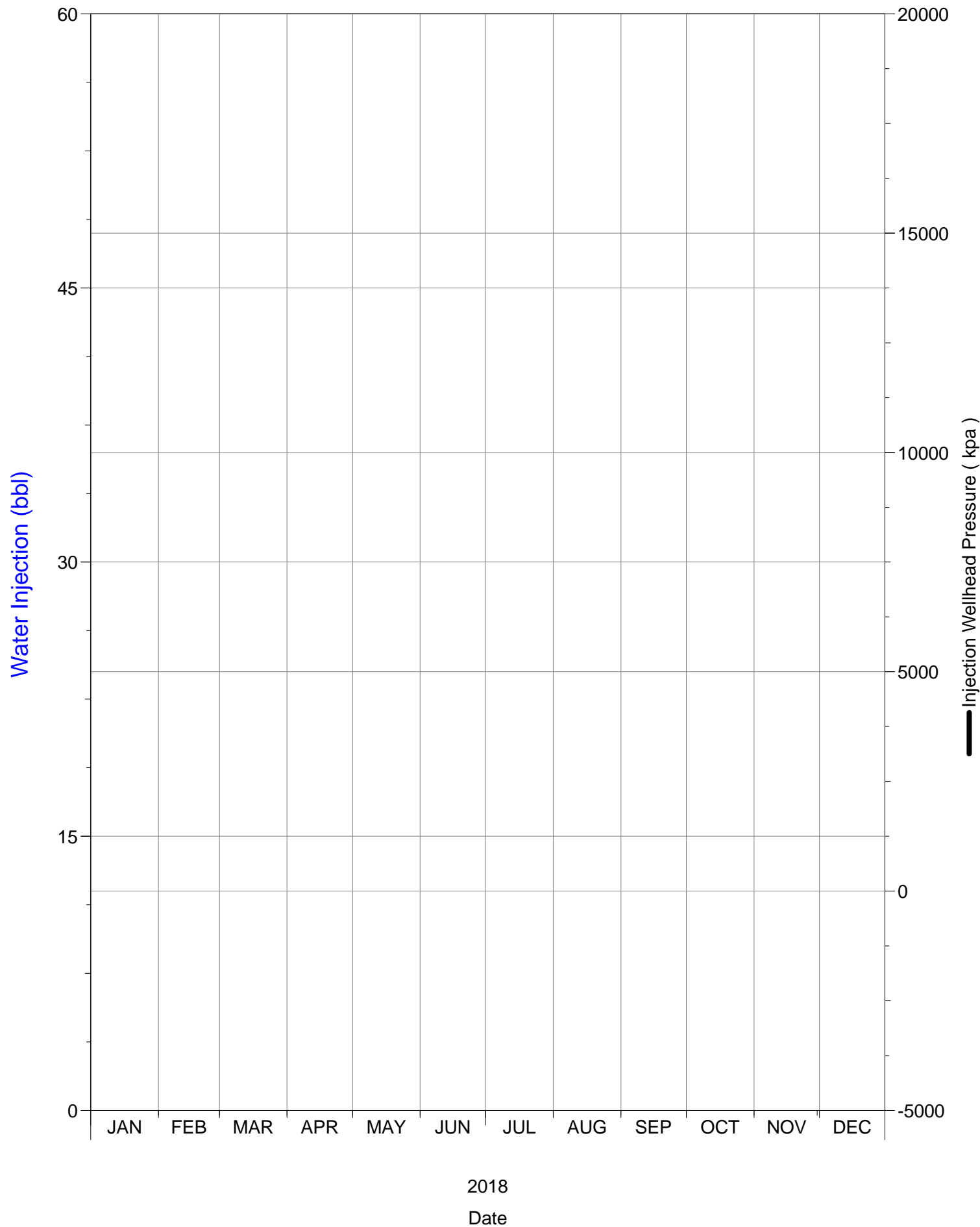
Daily Injection Rate and Pressure

02/01-09-002-29W1/0

SPU 1



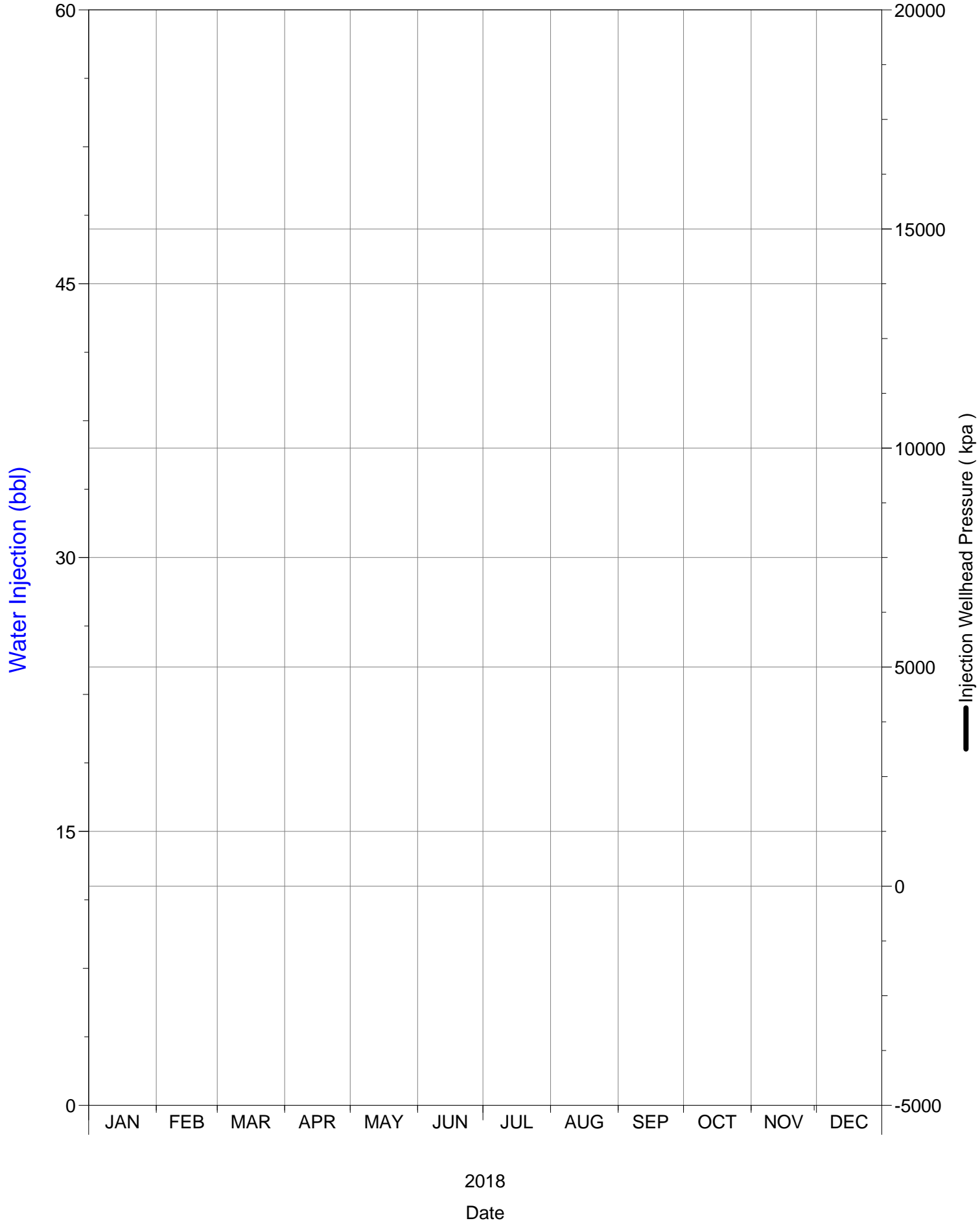
Daily Injection Rate and Pressure
02/01-16-002-29W1/0
SPU 1



Daily Injection Rate and Pressure

02/02-08-002-29W1/0

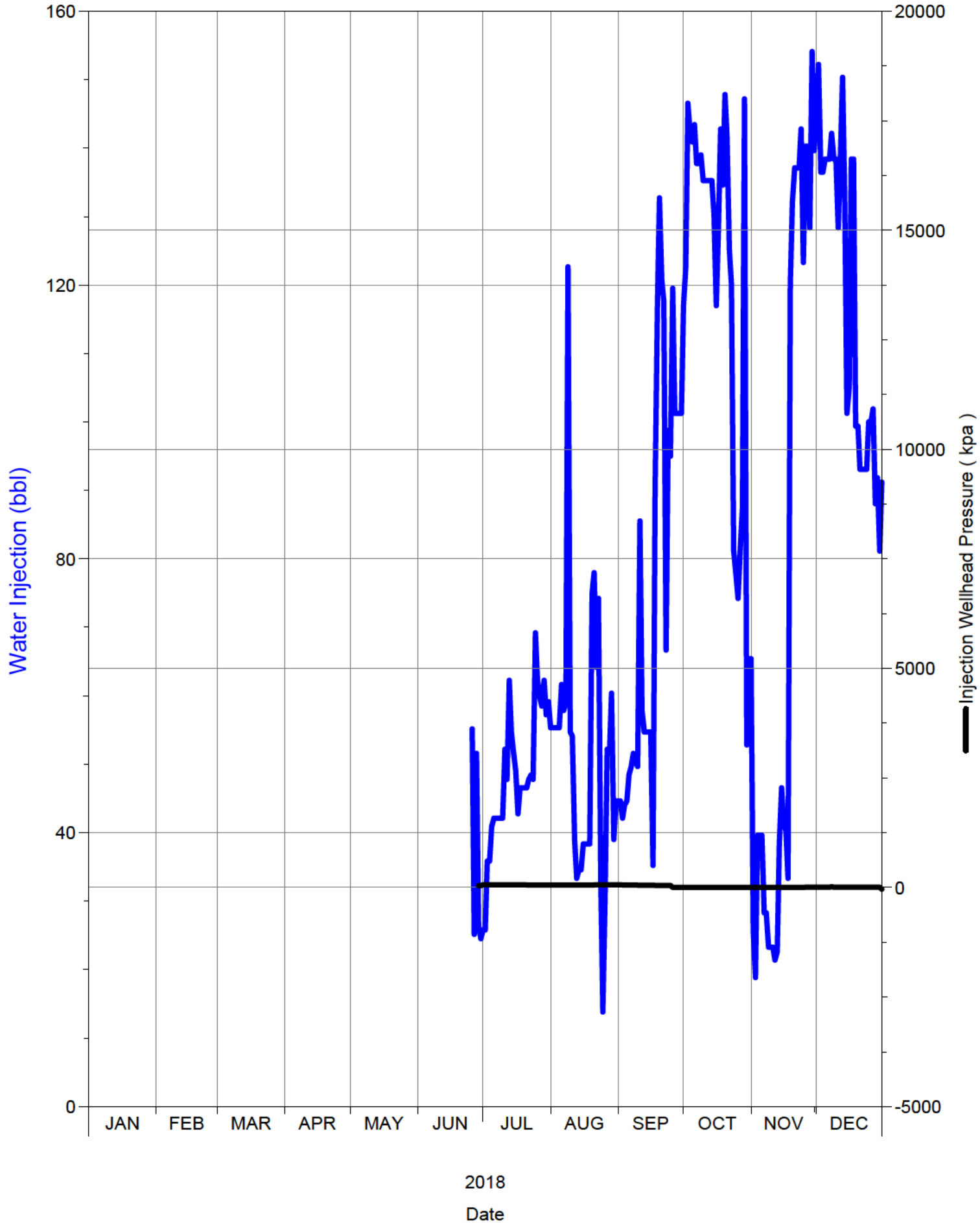
SPU 1



Daily Injection Rate and Pressure

02/03-08-002-29W1/0

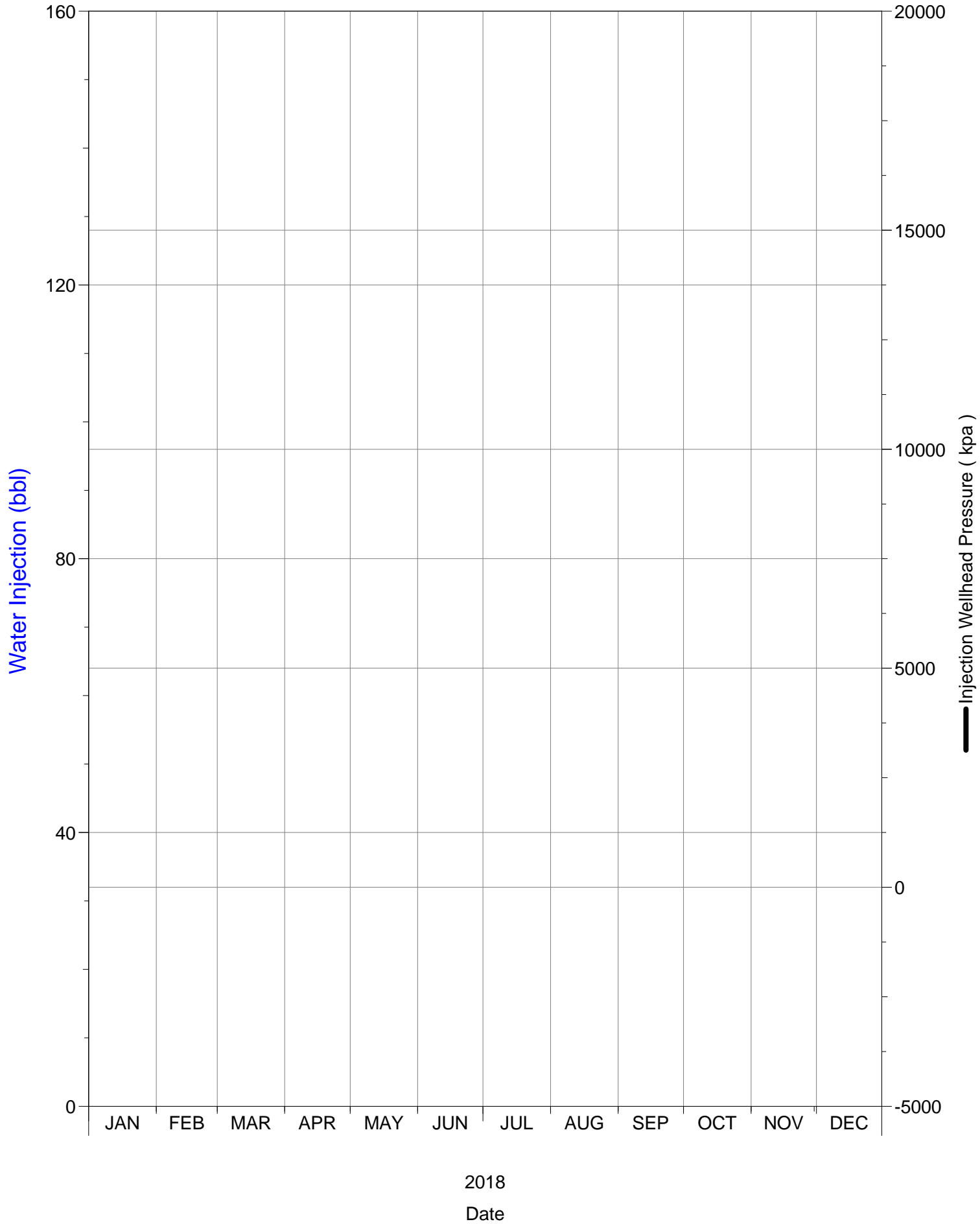
SPU 1



Daily Injection Rate and Pressure

02/05-09-002-29W1/0

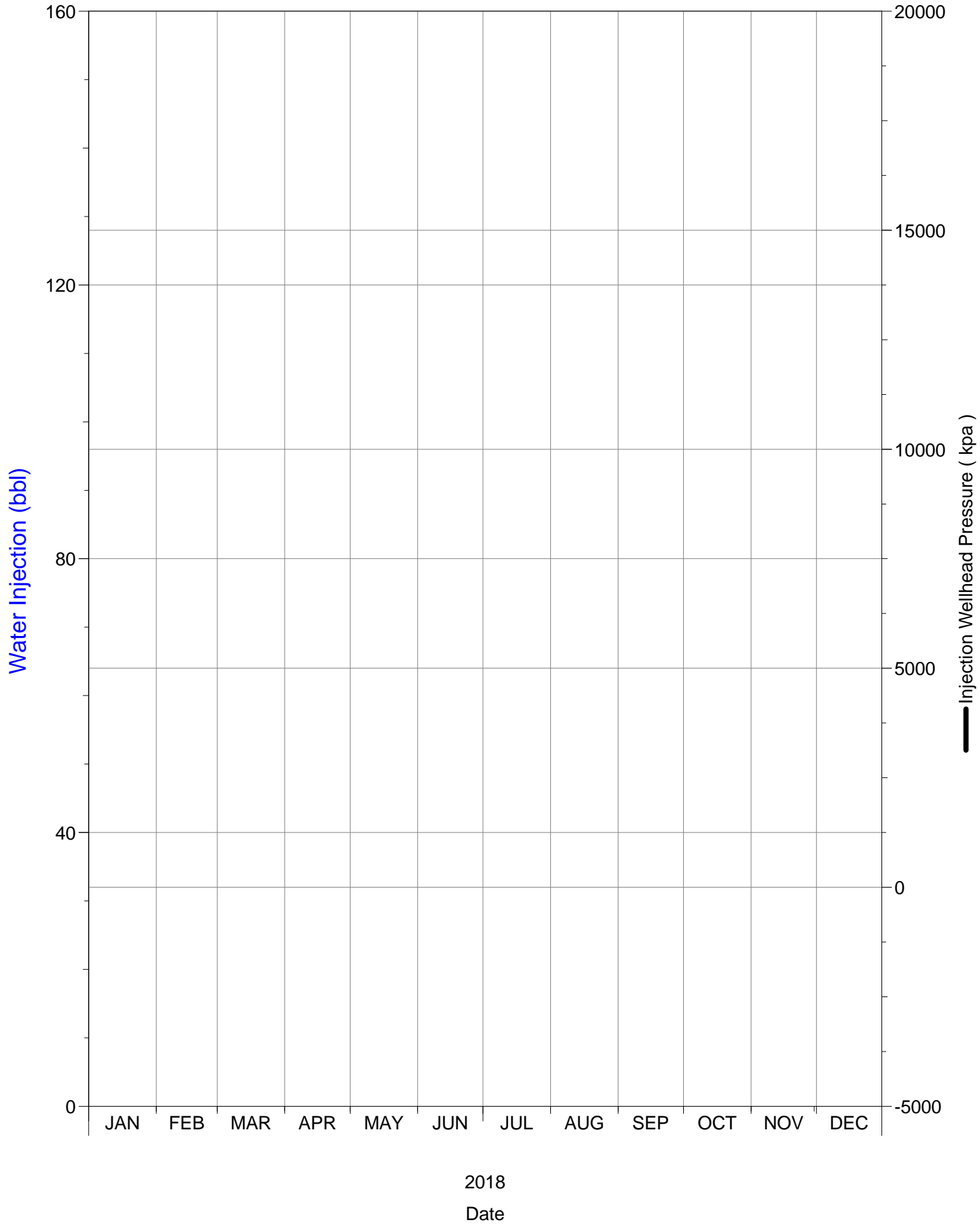
SPU 1



Daily Injection Rate and Pressure

02/05-15-002-29W1/0

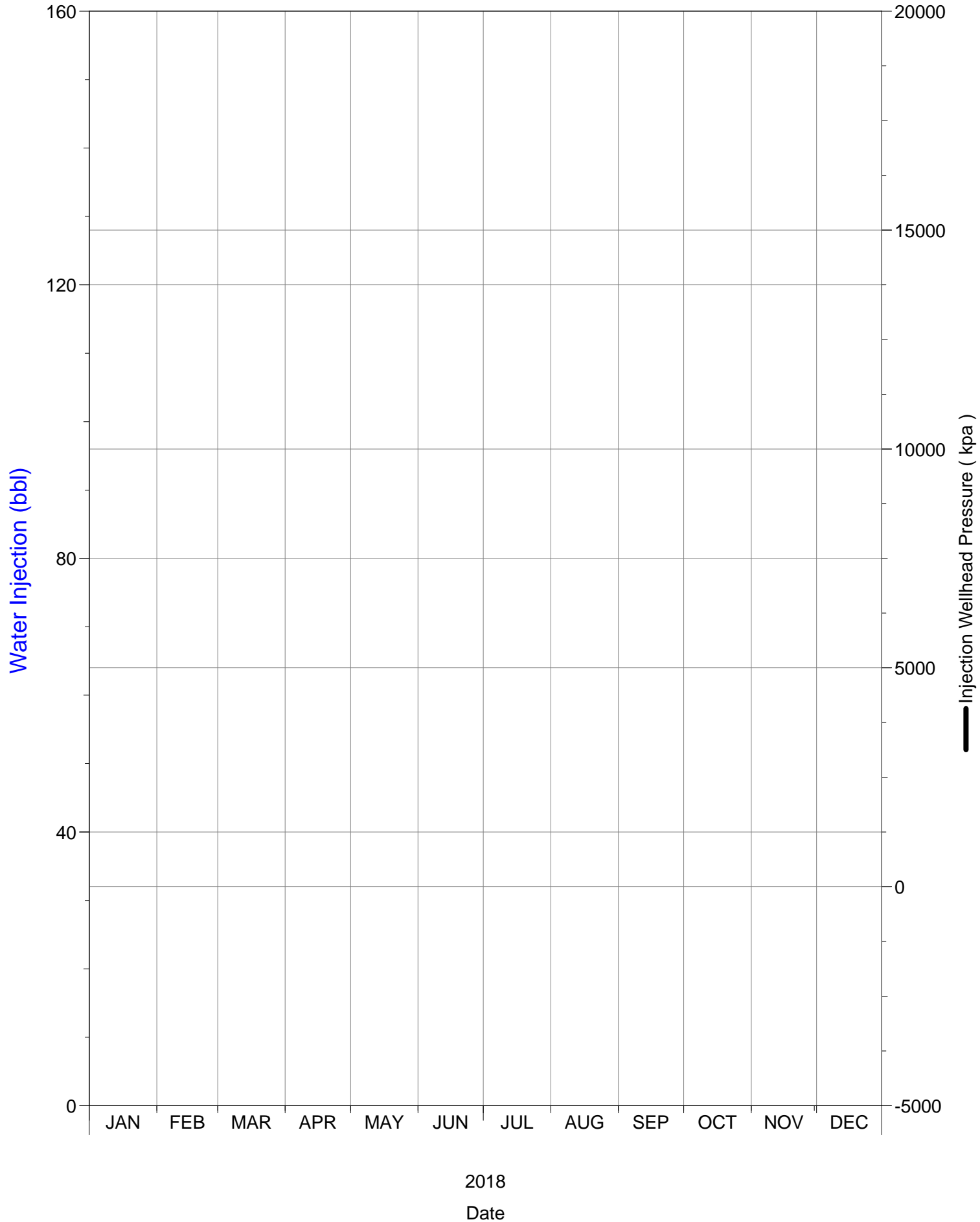
SPU 1



Daily Injection Rate and Pressure

02/06-08-002-29W1/0

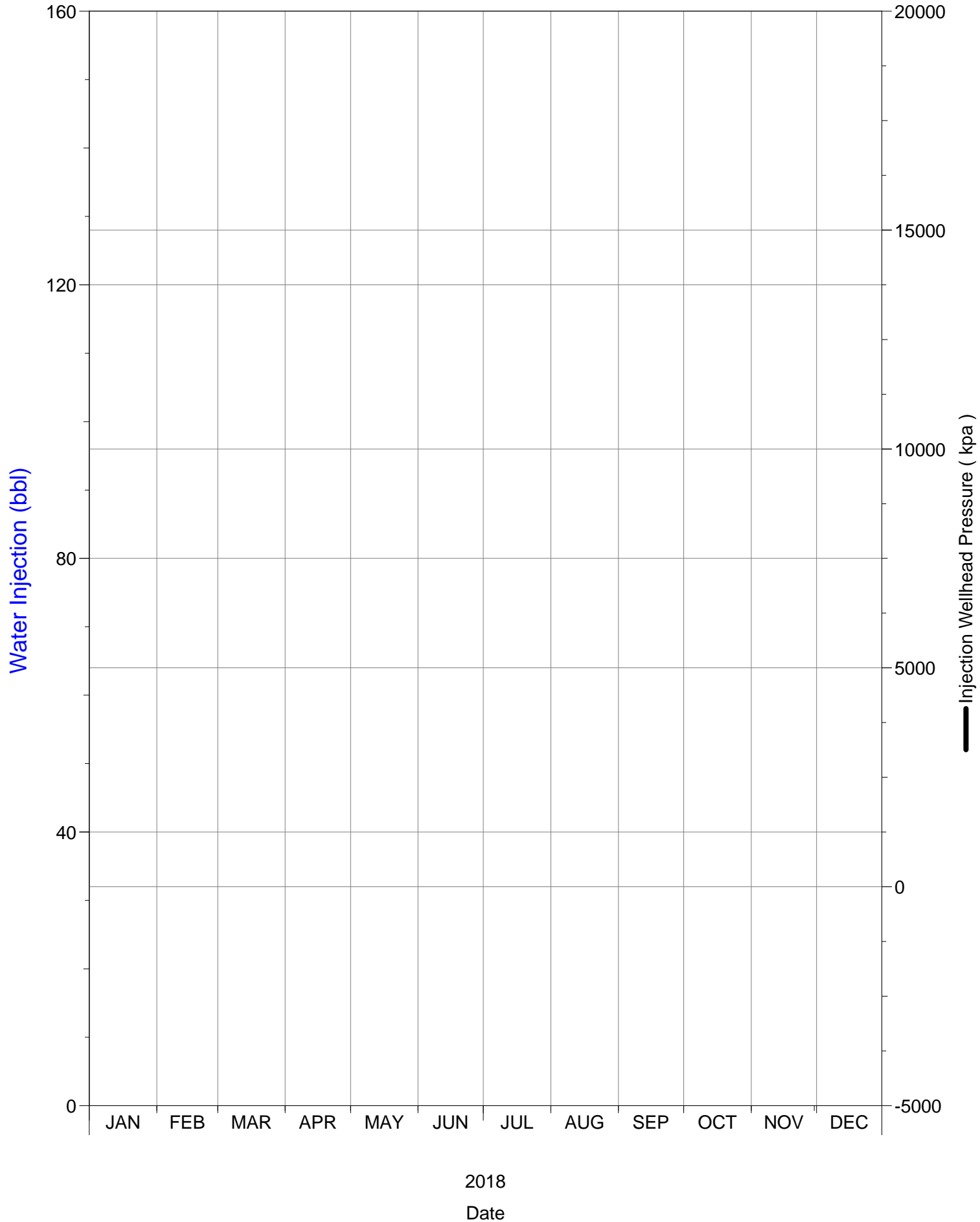
SPU 1



Daily Injection Rate and Pressure

02/07-16-002-29W1/0

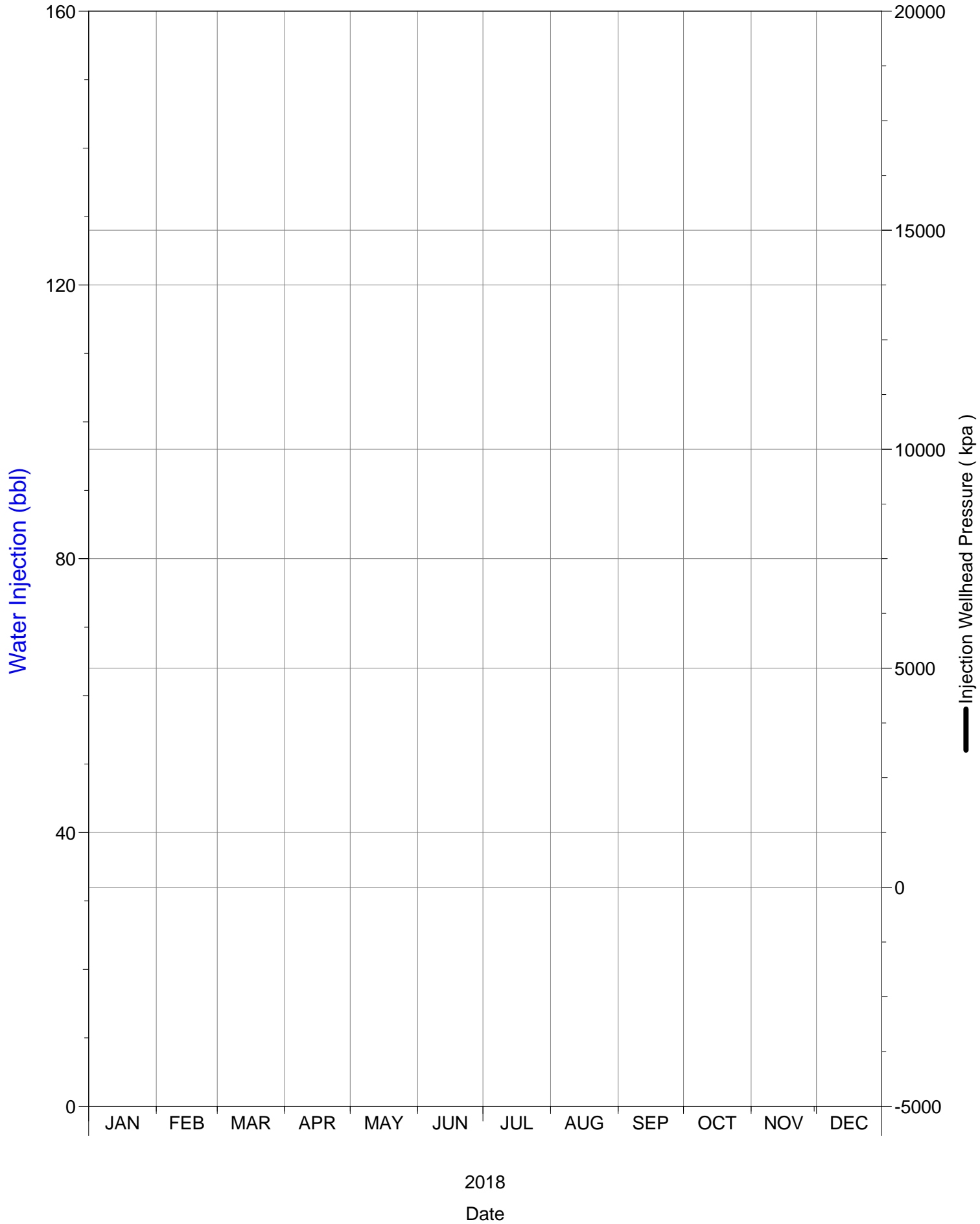
SPU 1



Daily Injection Rate and Pressure

02/07-16-002-29W1/2

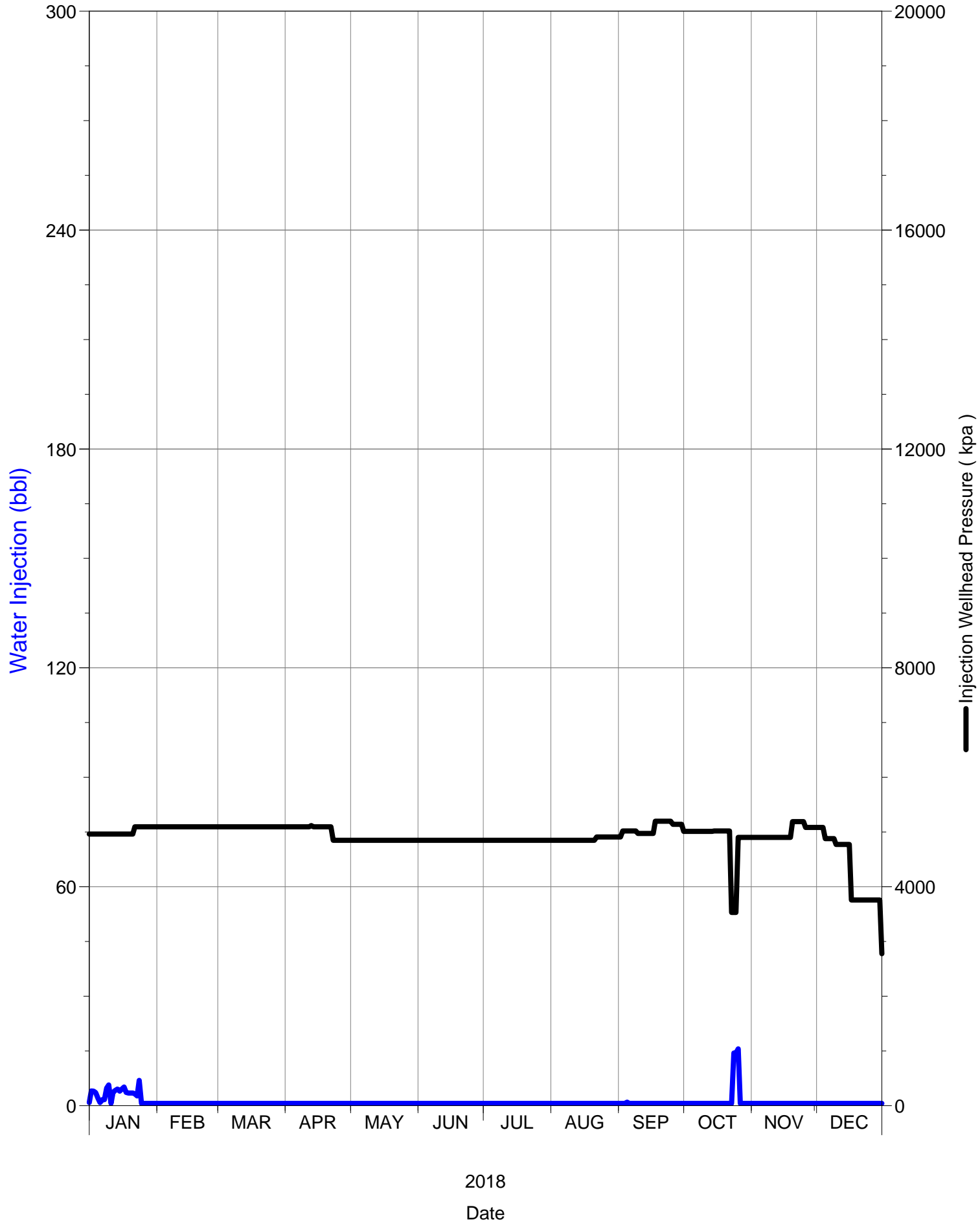
SPU 1



Daily Injection Rate and Pressure

02/08-09-002-29W1/0

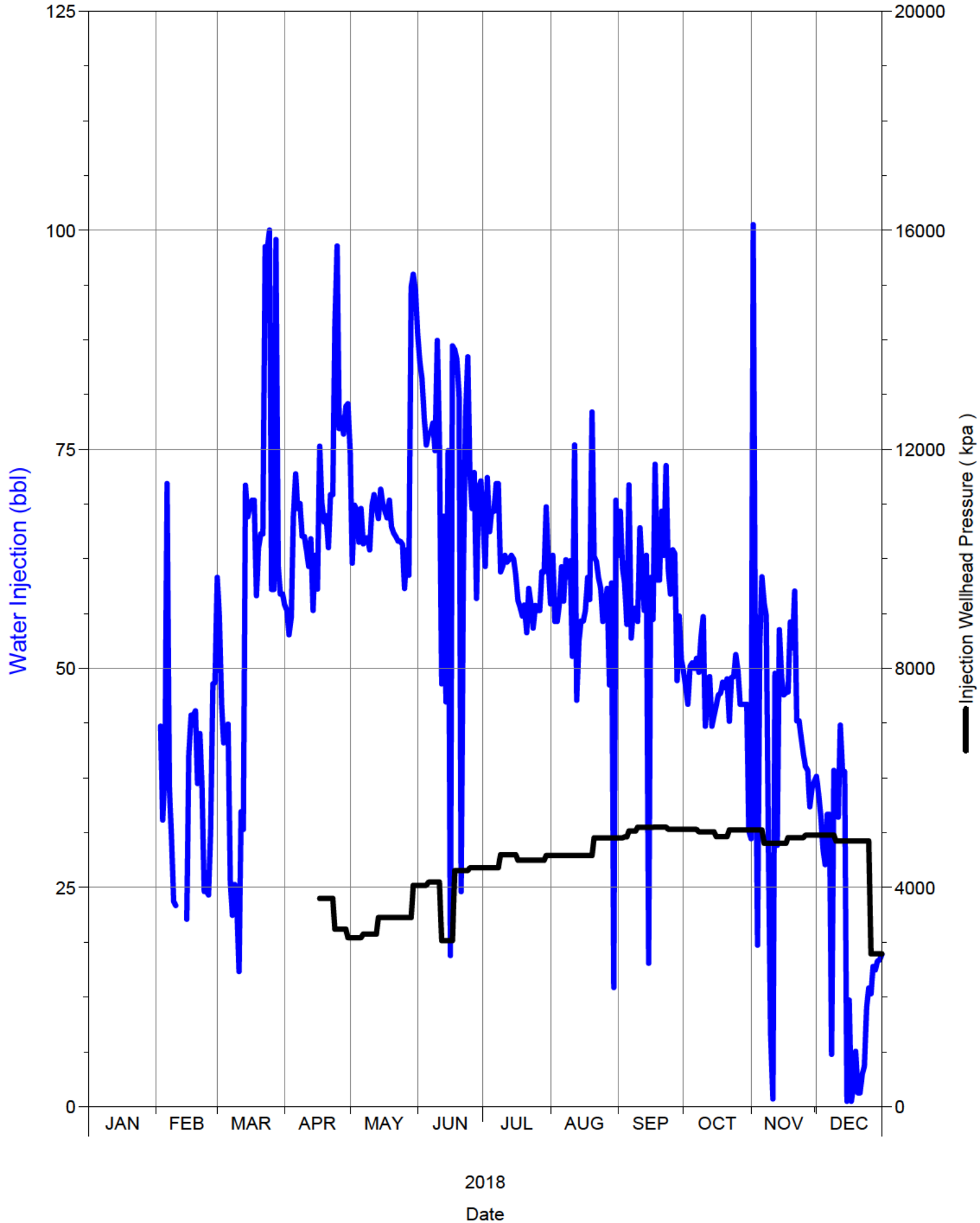
SPU 1



Daily Injection Rate and Pressure

02/08-16-002-29W1/0

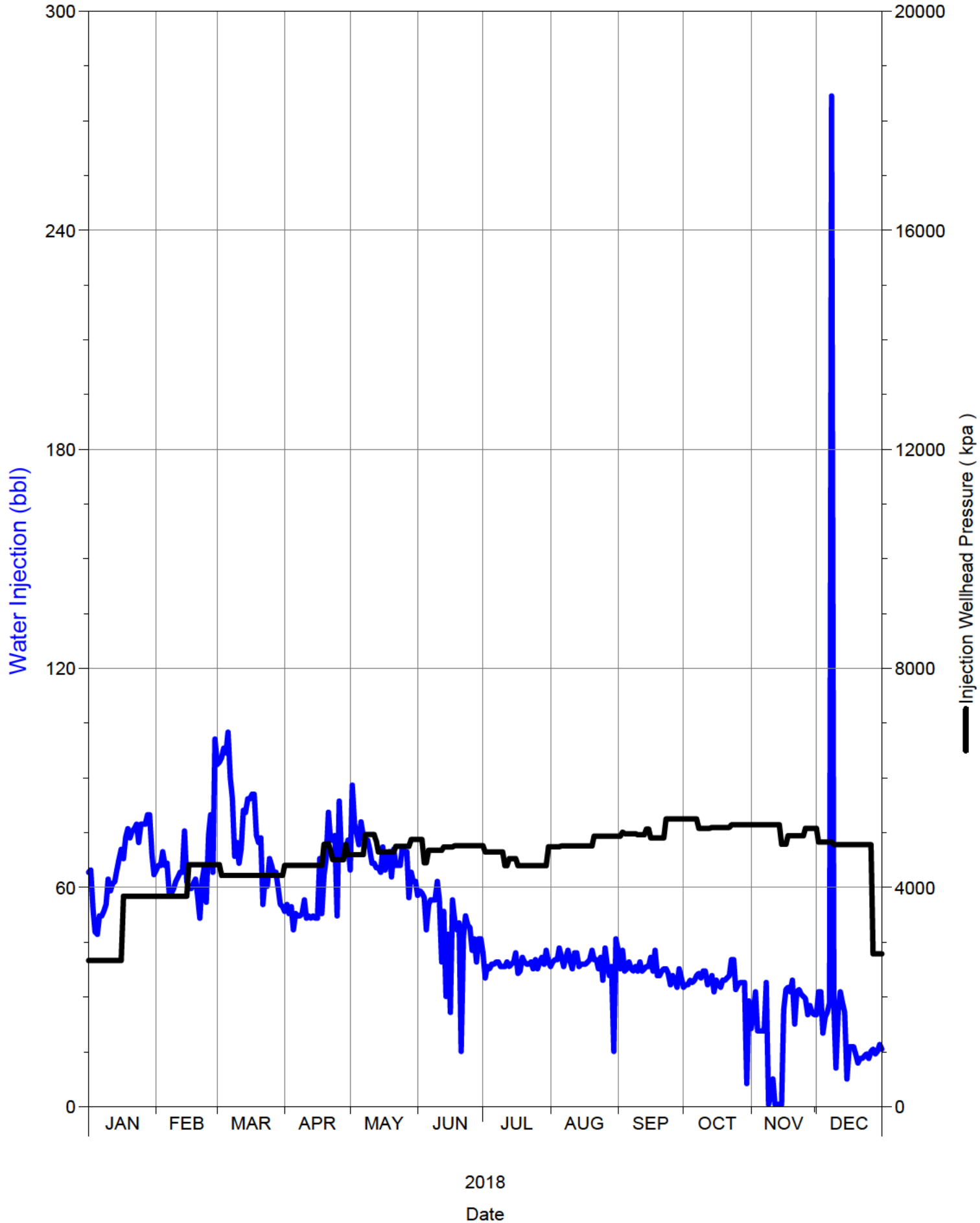
SPU 1



Daily Injection Rate and Pressure

02/09-09-002-29W1/0

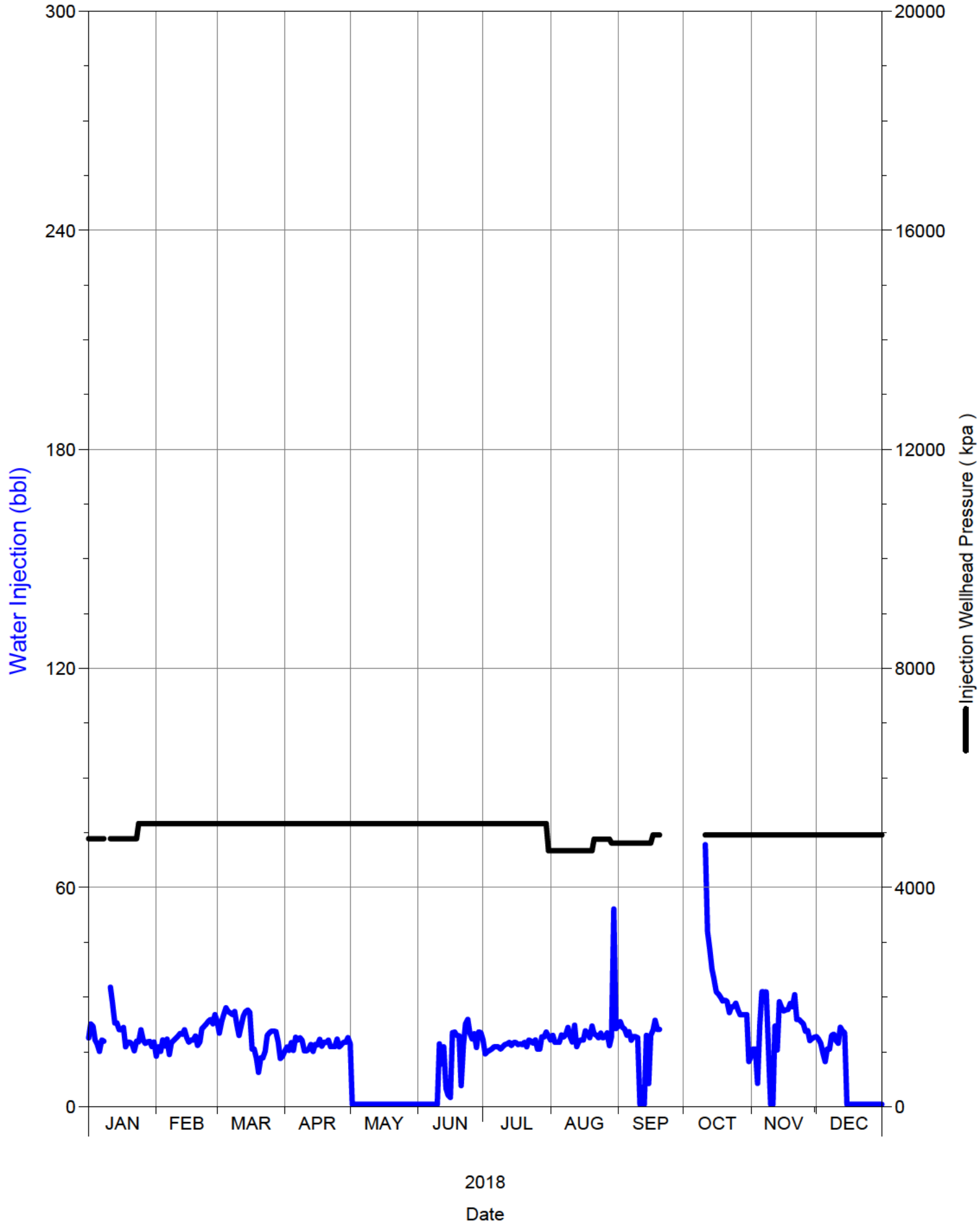
SPU 1



Daily Injection Rate and Pressure

02/10-16-002-29W1/0

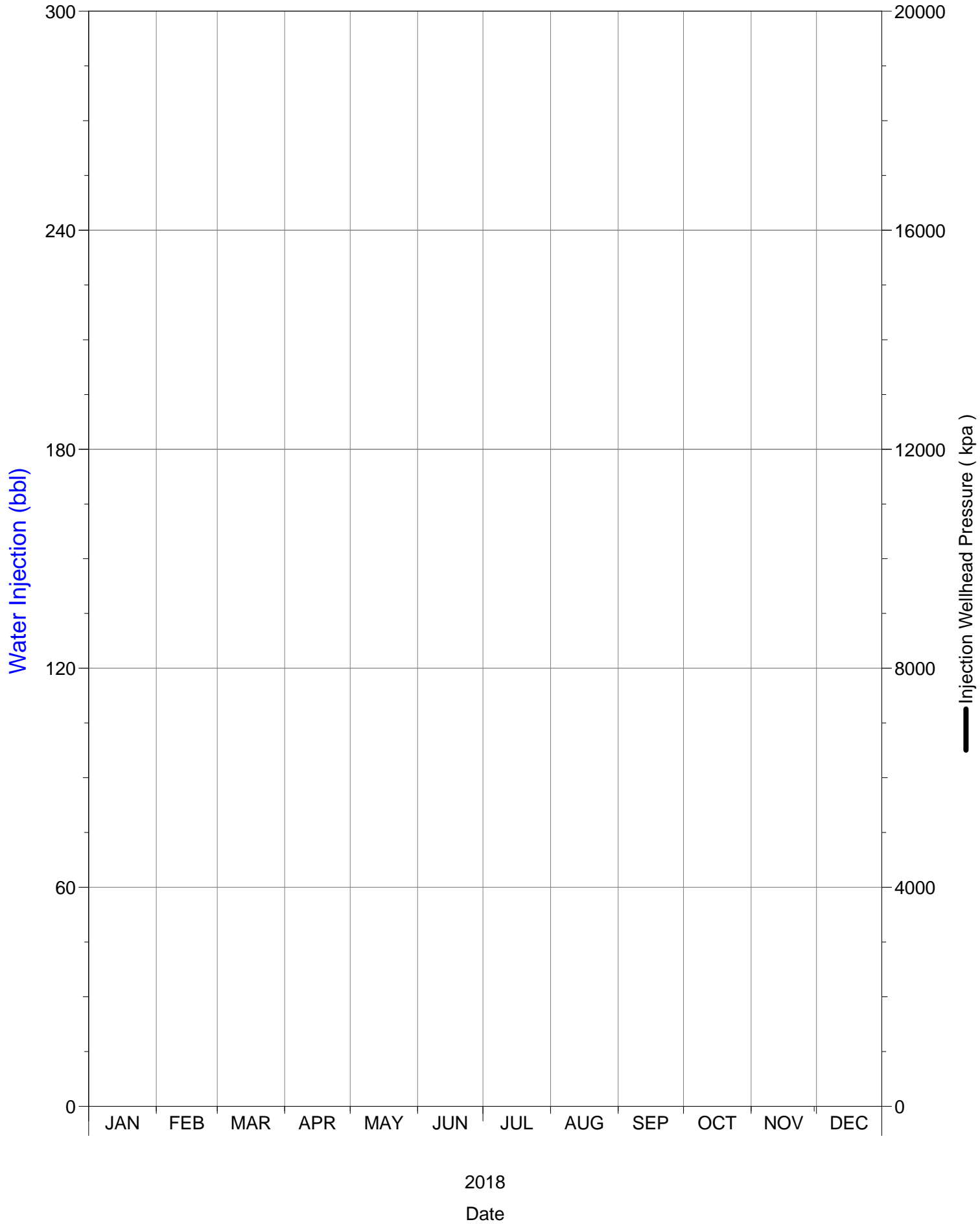
SPU 1



Daily Injection Rate and Pressure

02/10-17-002-29W1/0

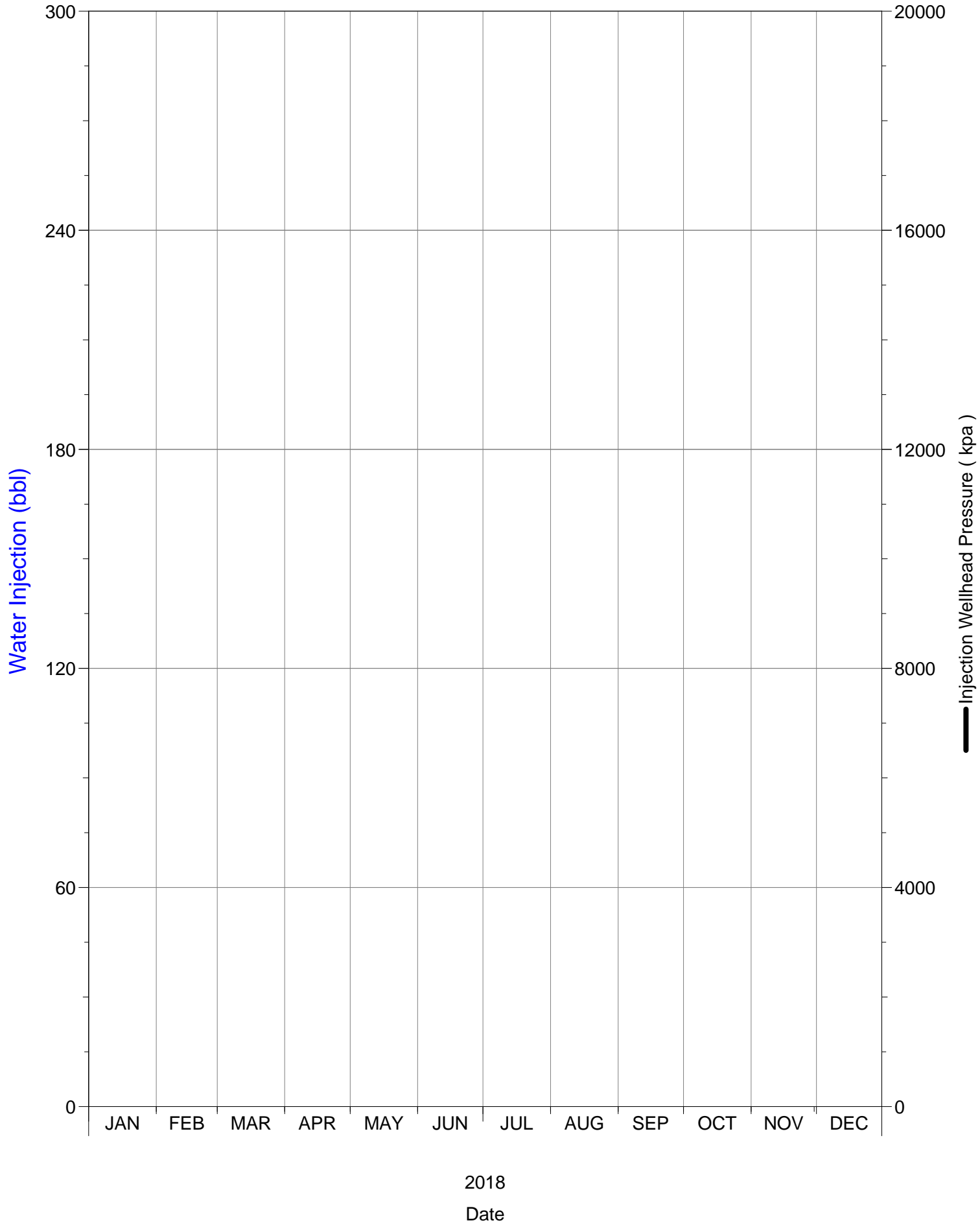
SPU 1



Daily Injection Rate and Pressure

02/11-08-002-29W1/0

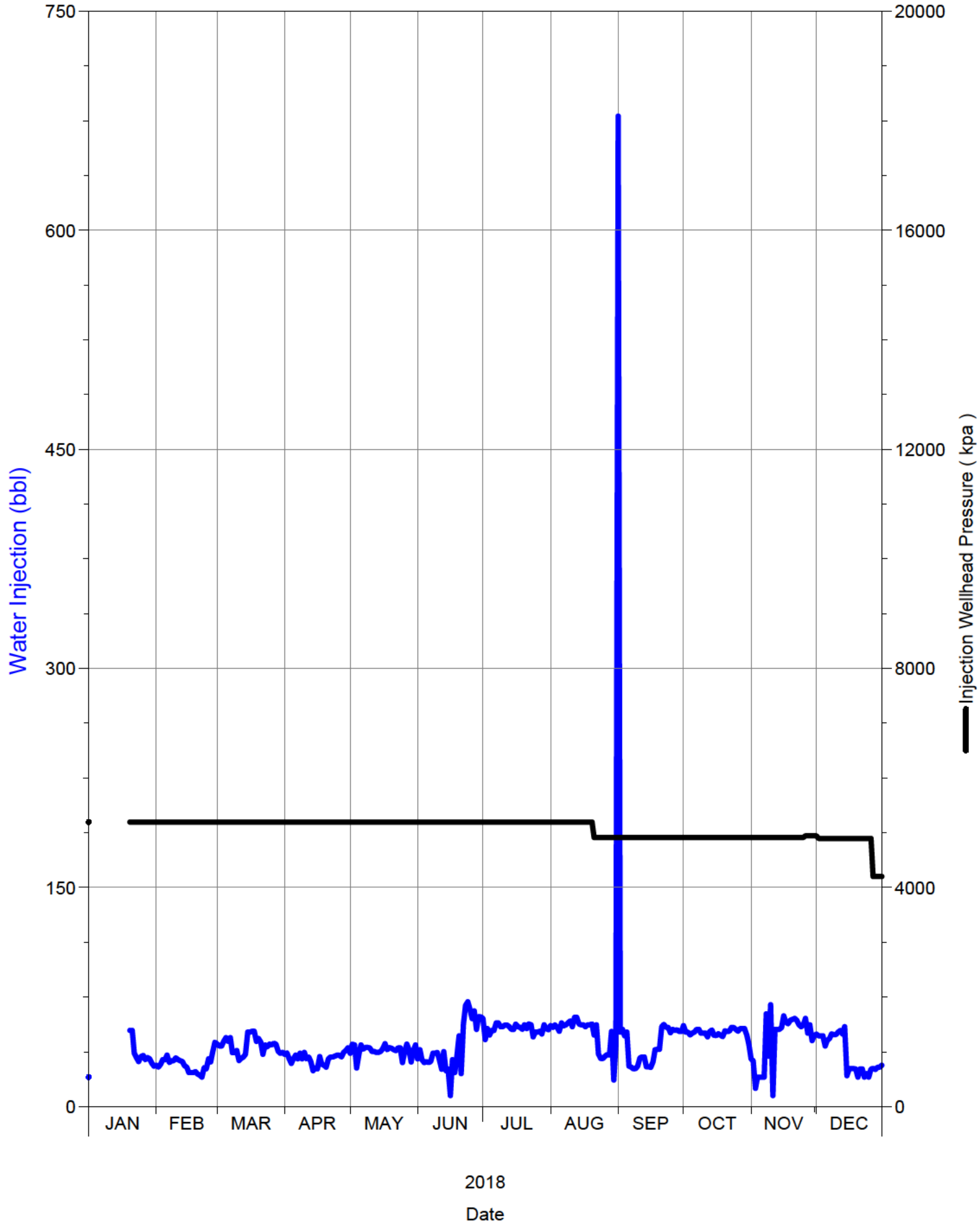
SPU 1



Daily Injection Rate and Pressure

02/12-09-002-29W1/0

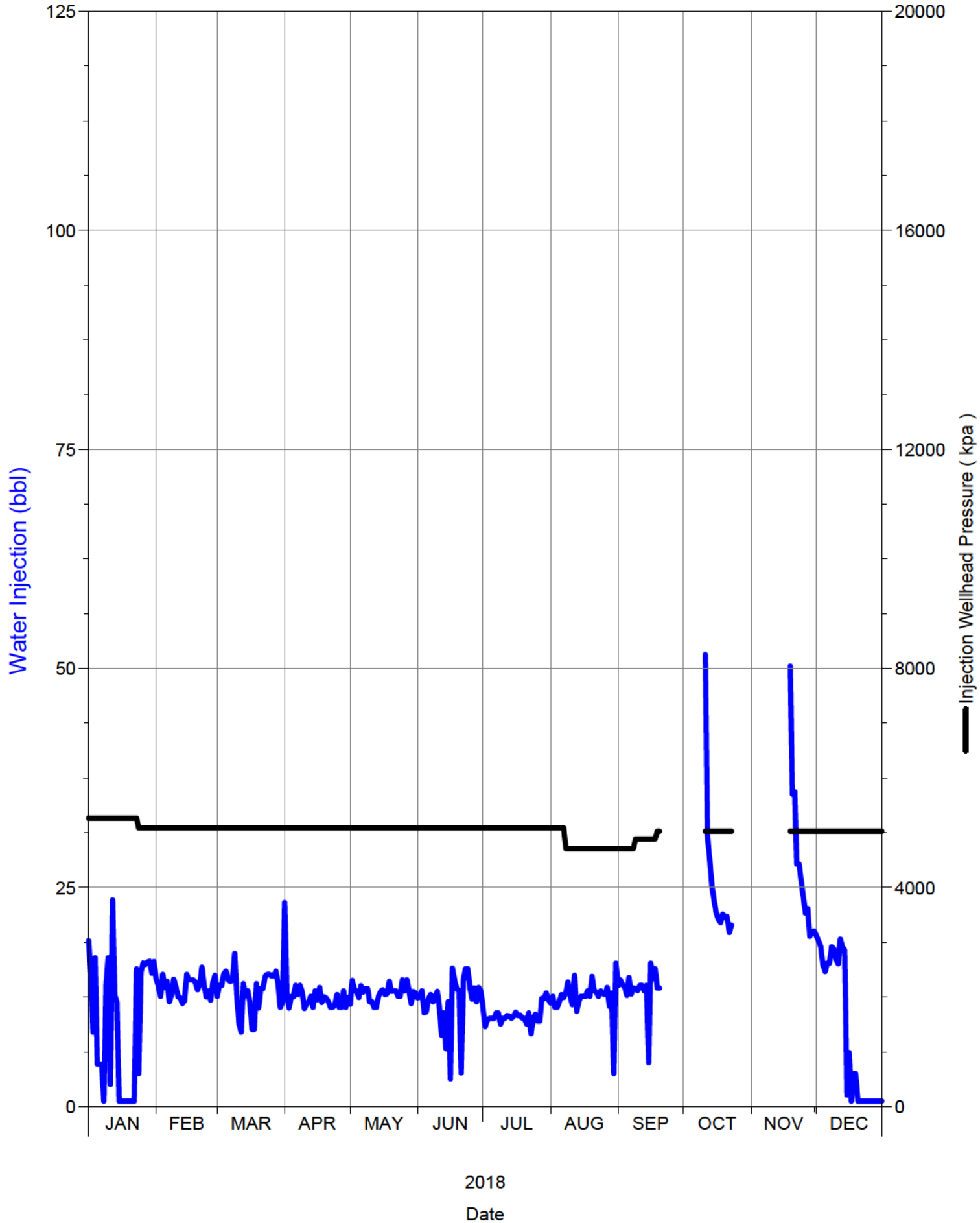
SPU 1



Daily Injection Rate and Pressure

02/12-16-002-29W1/0

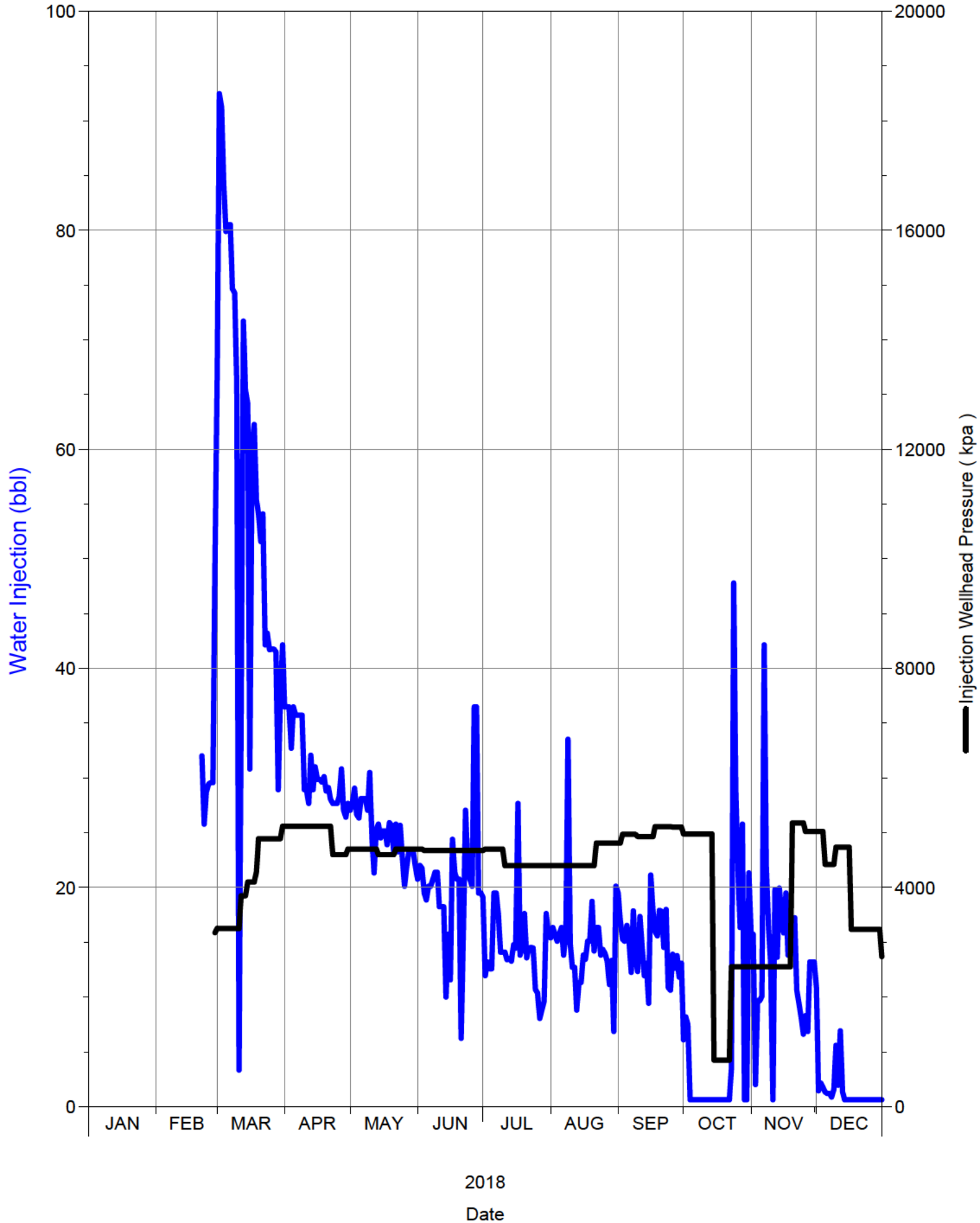
SPU 1



Daily Injection Rate and Pressure

02/13-04-002-29W1/0

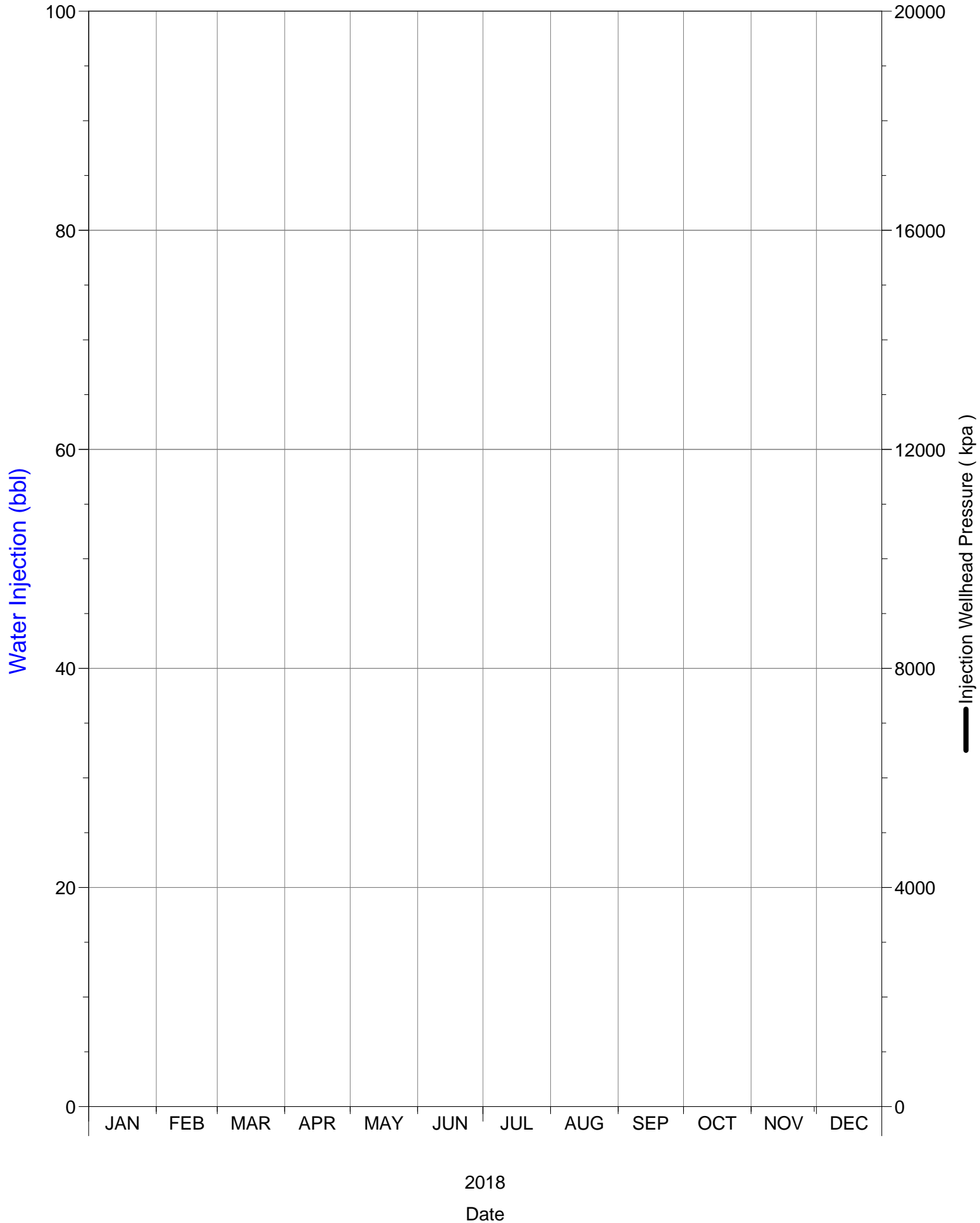
SPU 1



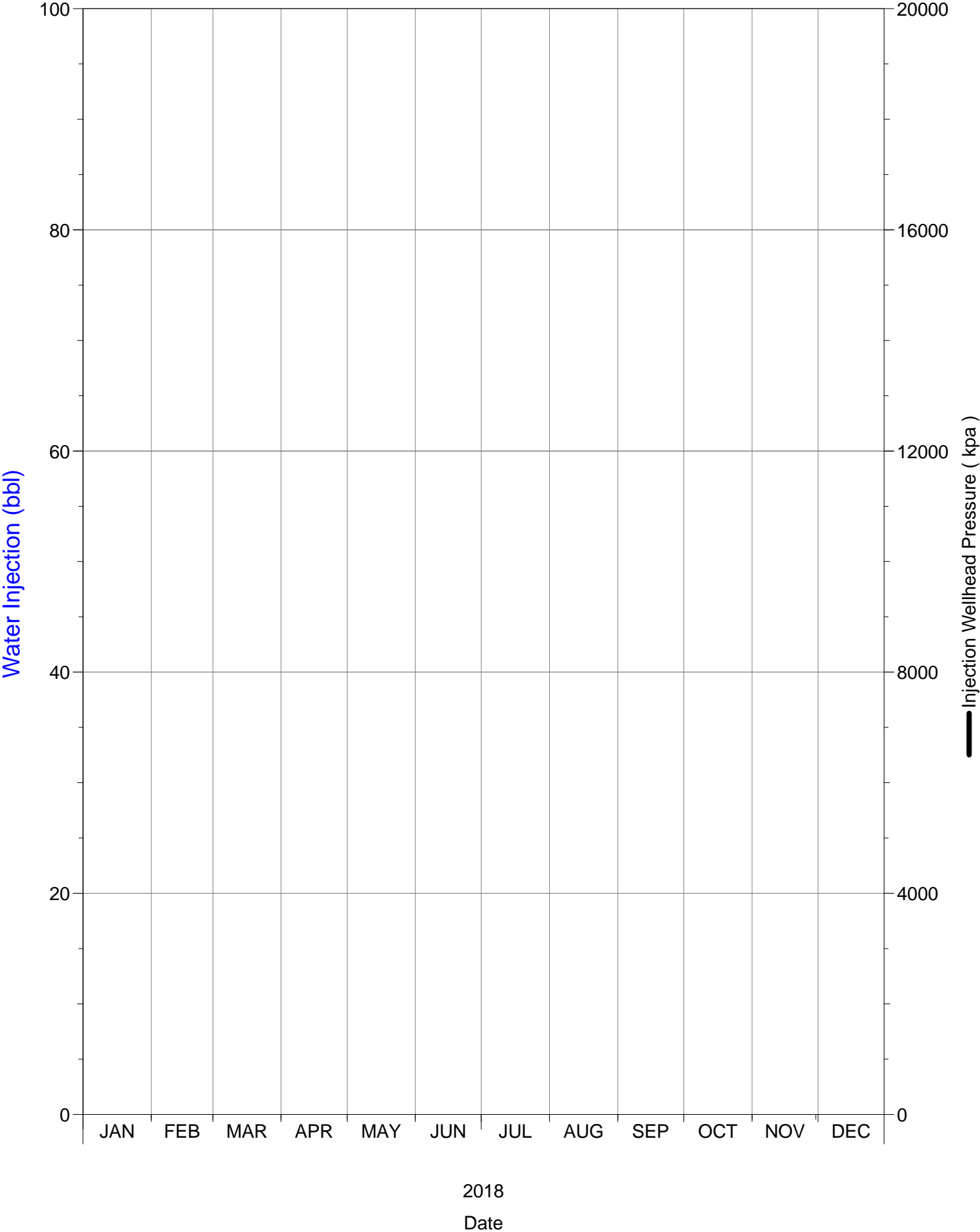
Daily Injection Rate and Pressure

02/13-08-002-29W1/0

SPU 1



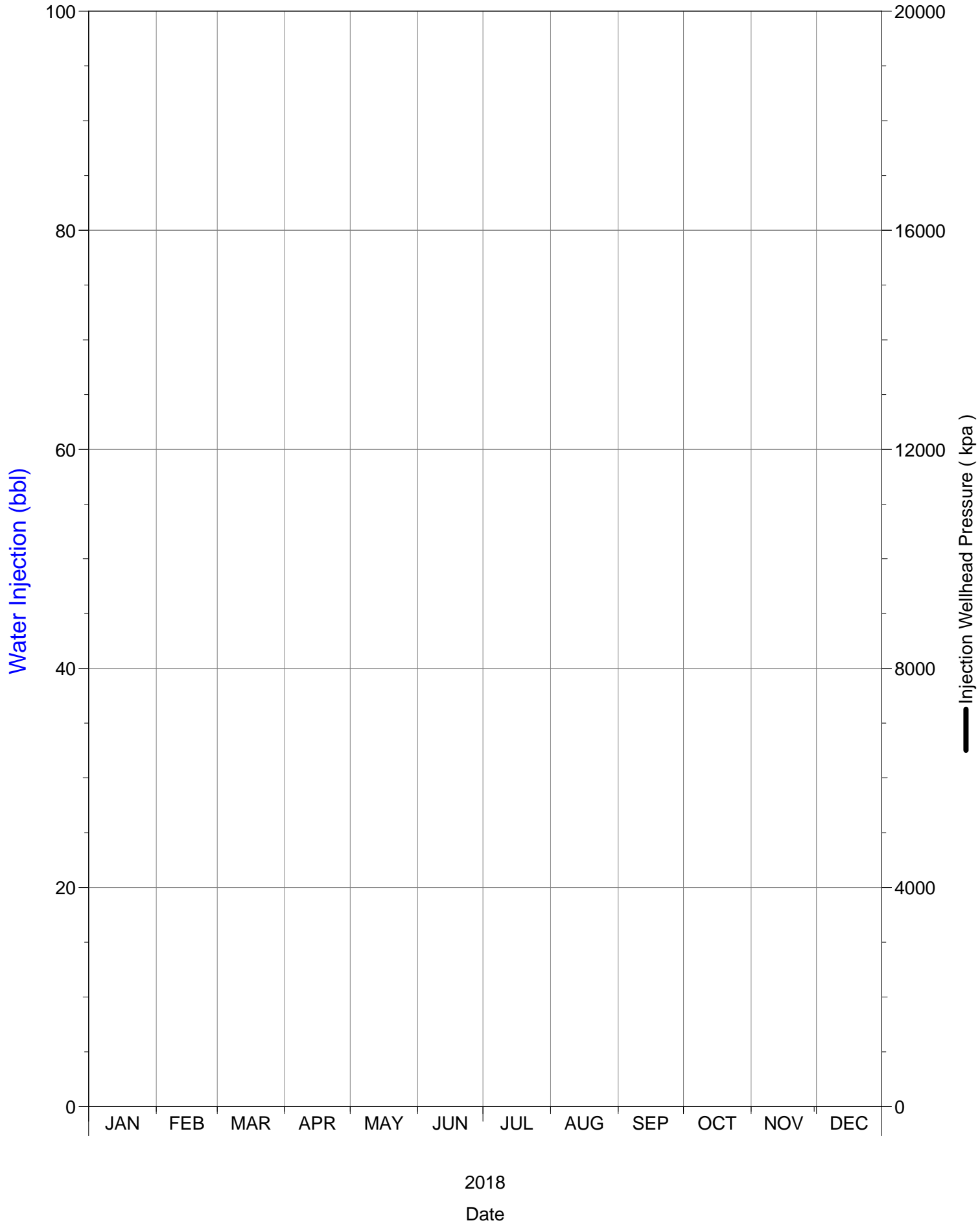
Daily Injection Rate and Pressure
02/13-09-002-29W1/0
SPU 1



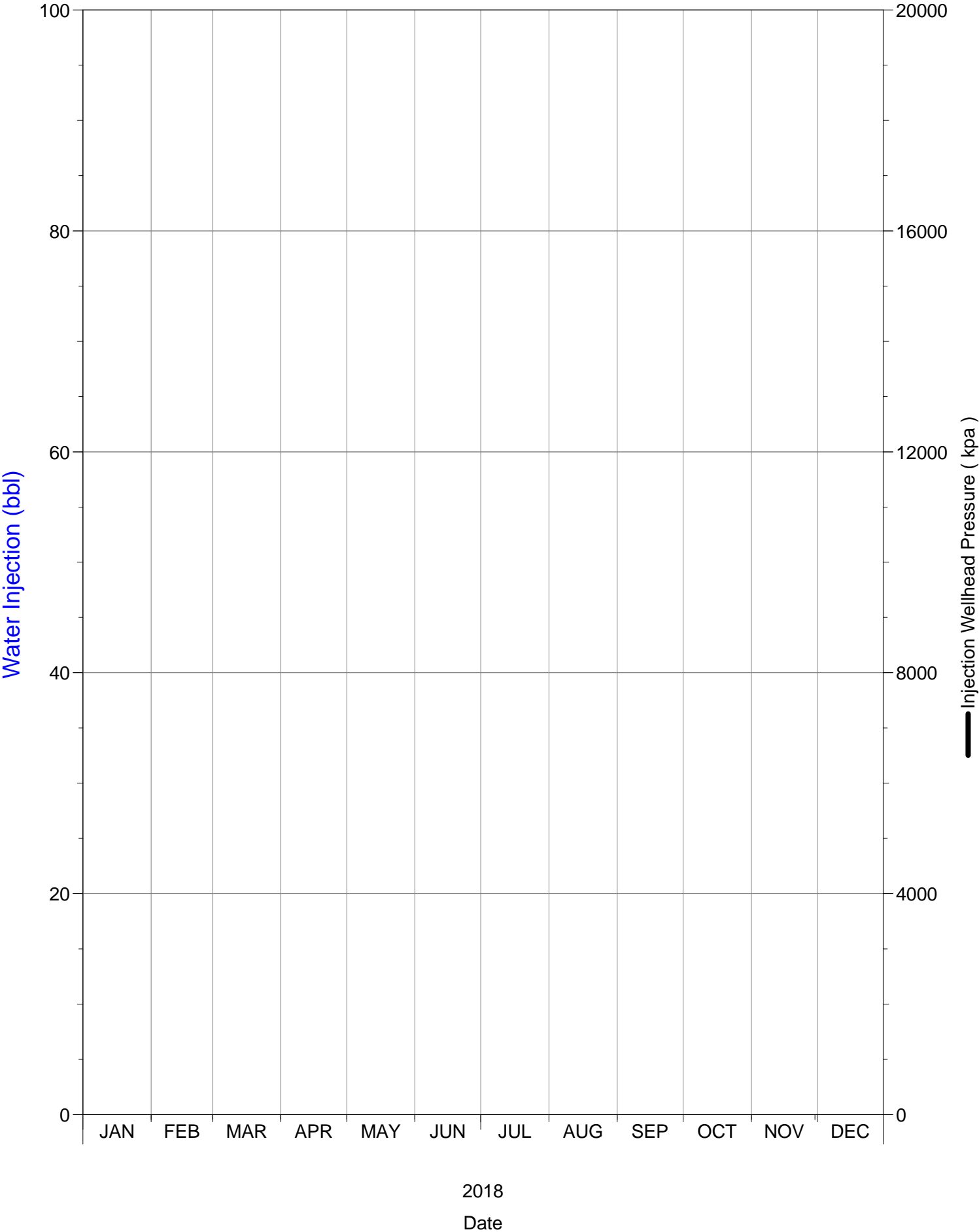
Daily Injection Rate and Pressure

02/13-16-002-29W1/0

SPU 1



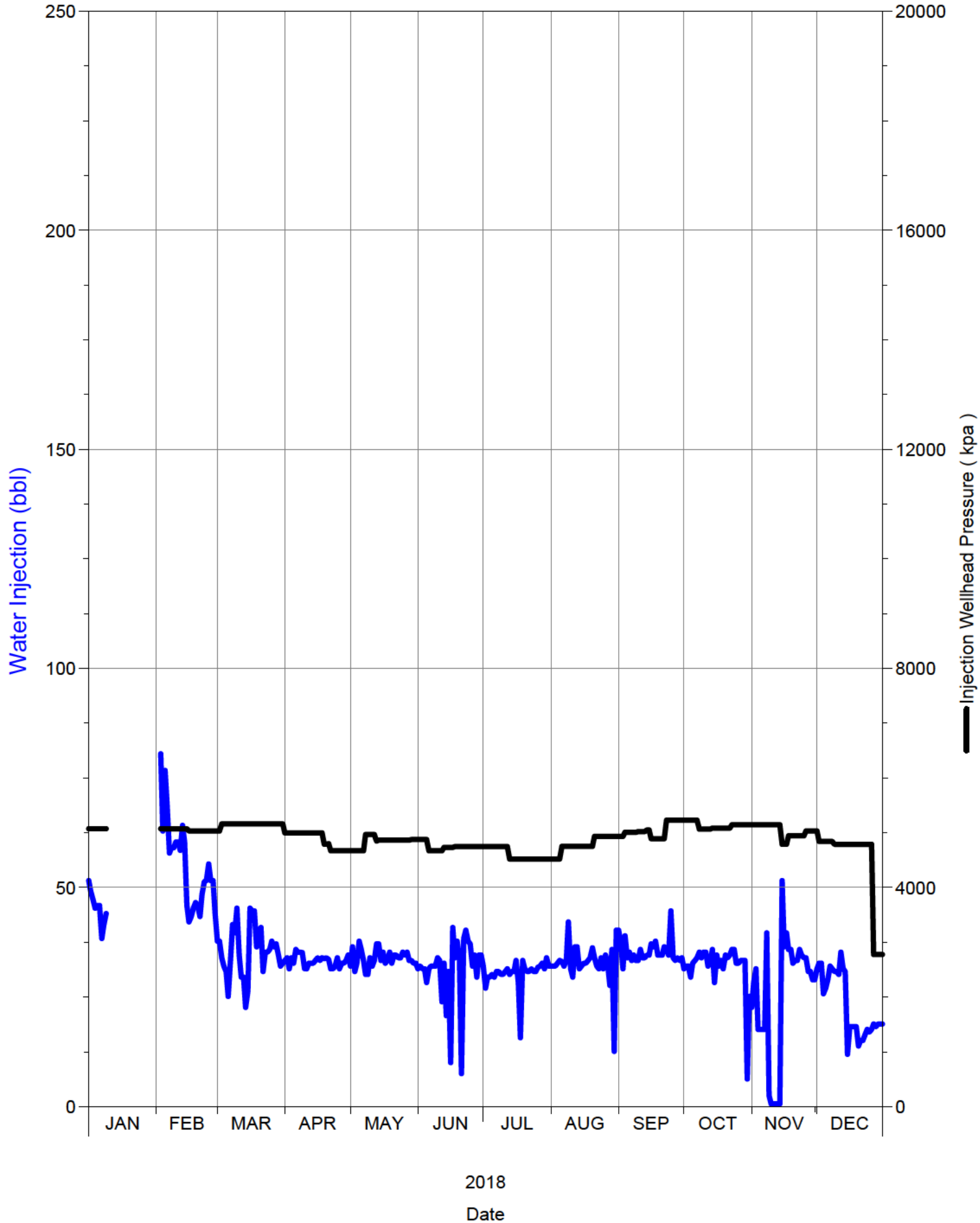
Daily Injection Rate and Pressure
02/15-08-002-29W1/0
SPU 1



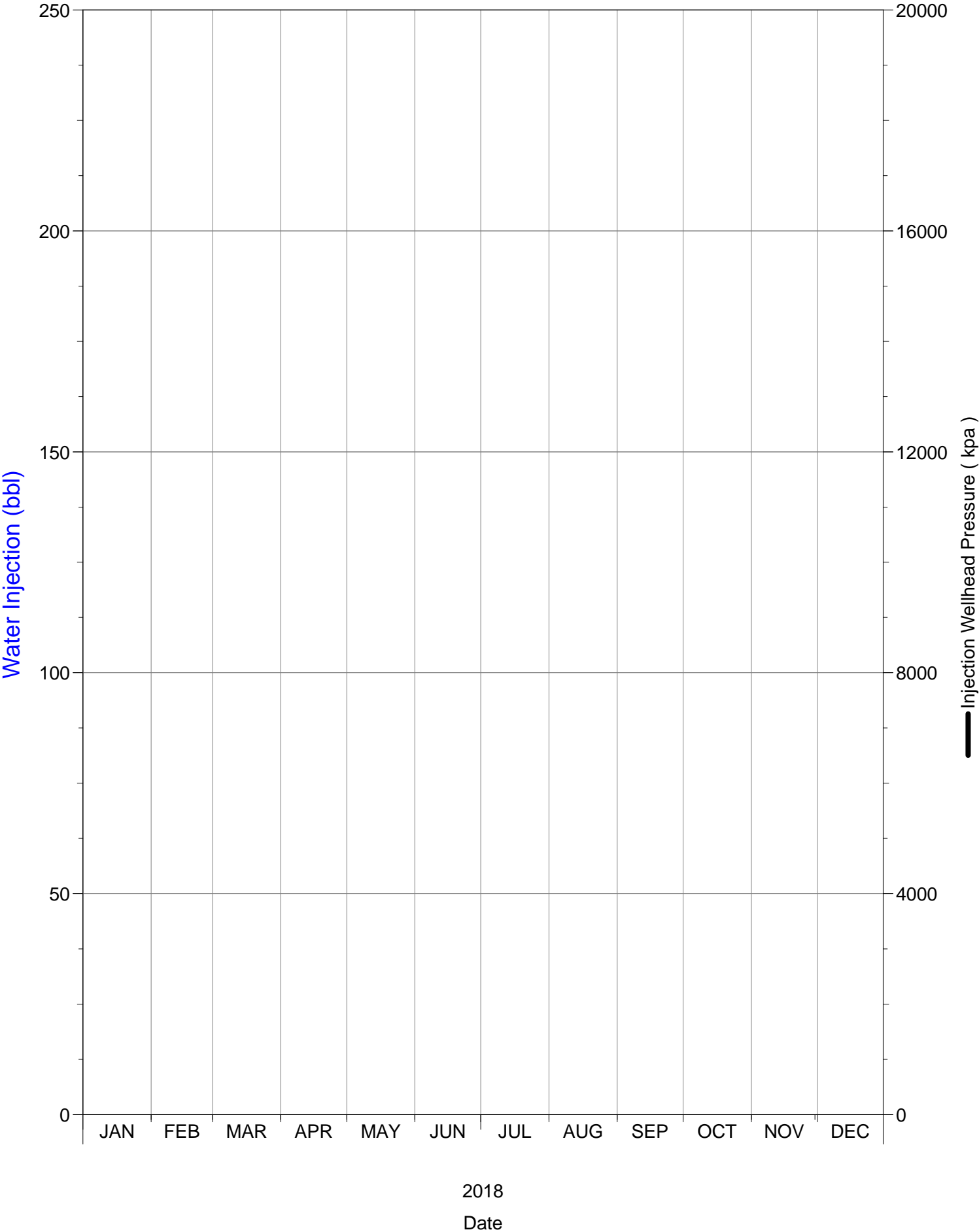
Daily Injection Rate and Pressure

02/15-09-002-29W1/0

SPU 1



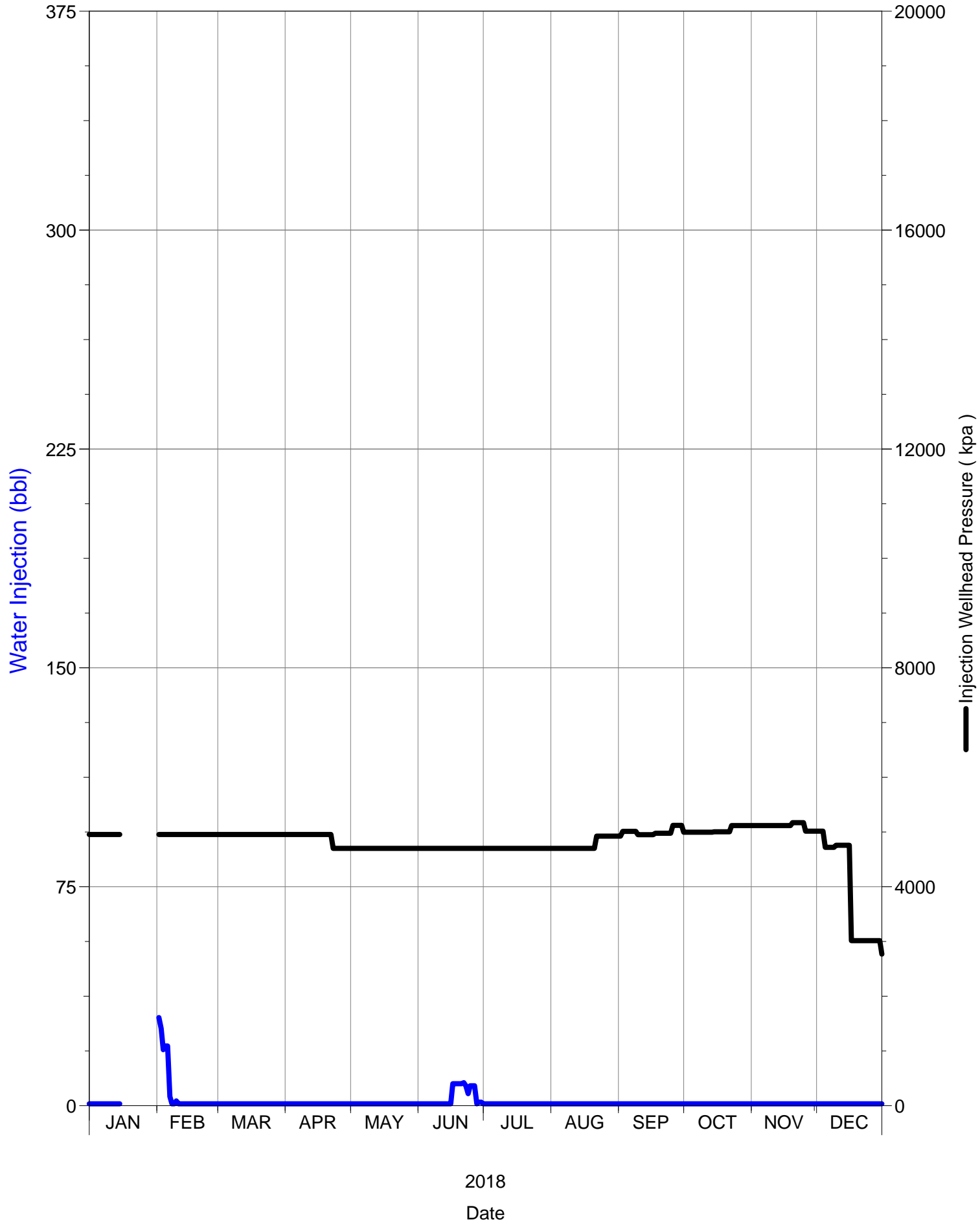
Daily Injection Rate and Pressure
02/15-16-002-29W1/0
SPU 1



Daily Injection Rate and Pressure

02/16-09-002-29W1/0

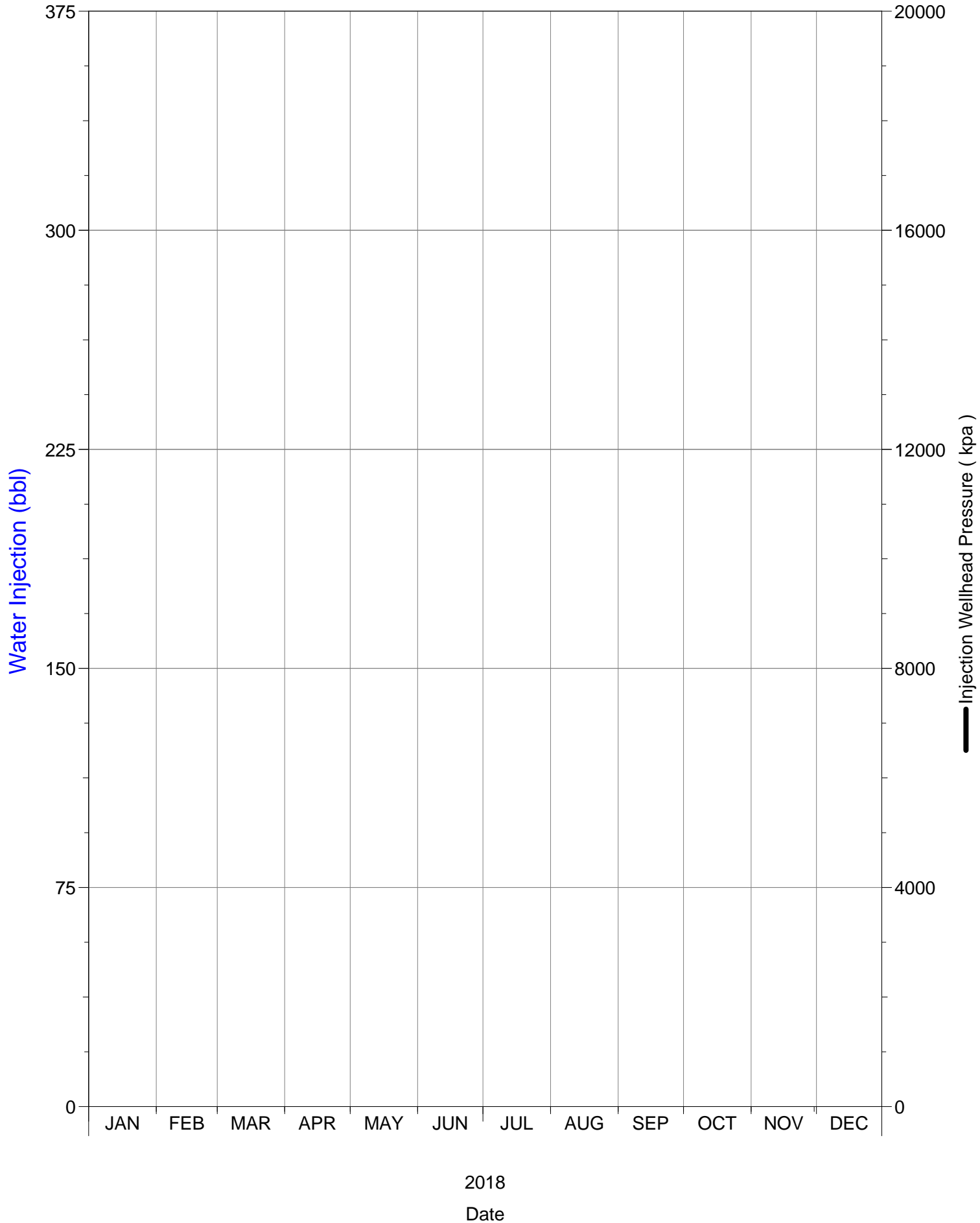
SPU 1



Daily Injection Rate and Pressure

03/02-09-002-29W1/0

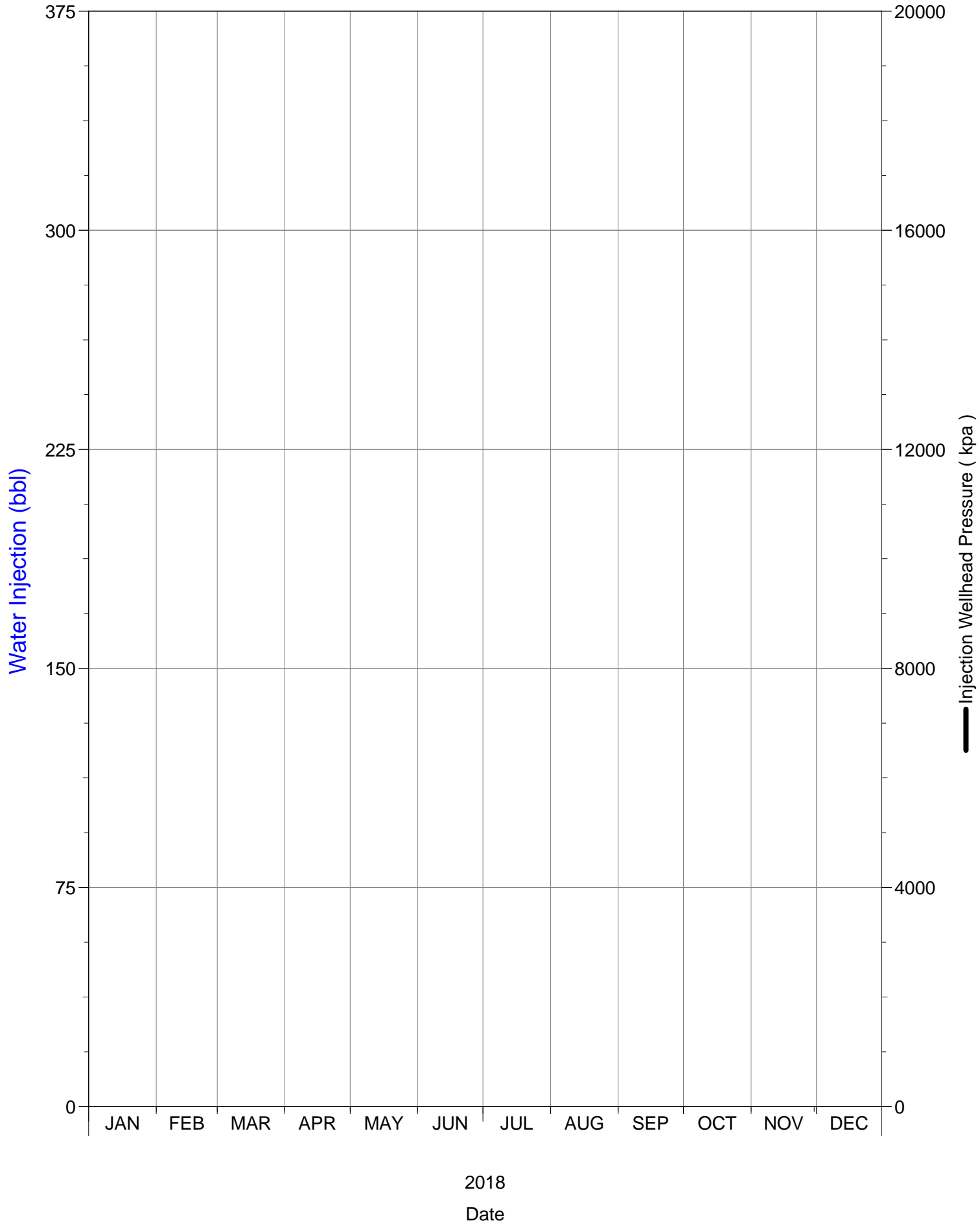
SPU 1



Daily Injection Rate and Pressure

03/03-08-002-29W1/0

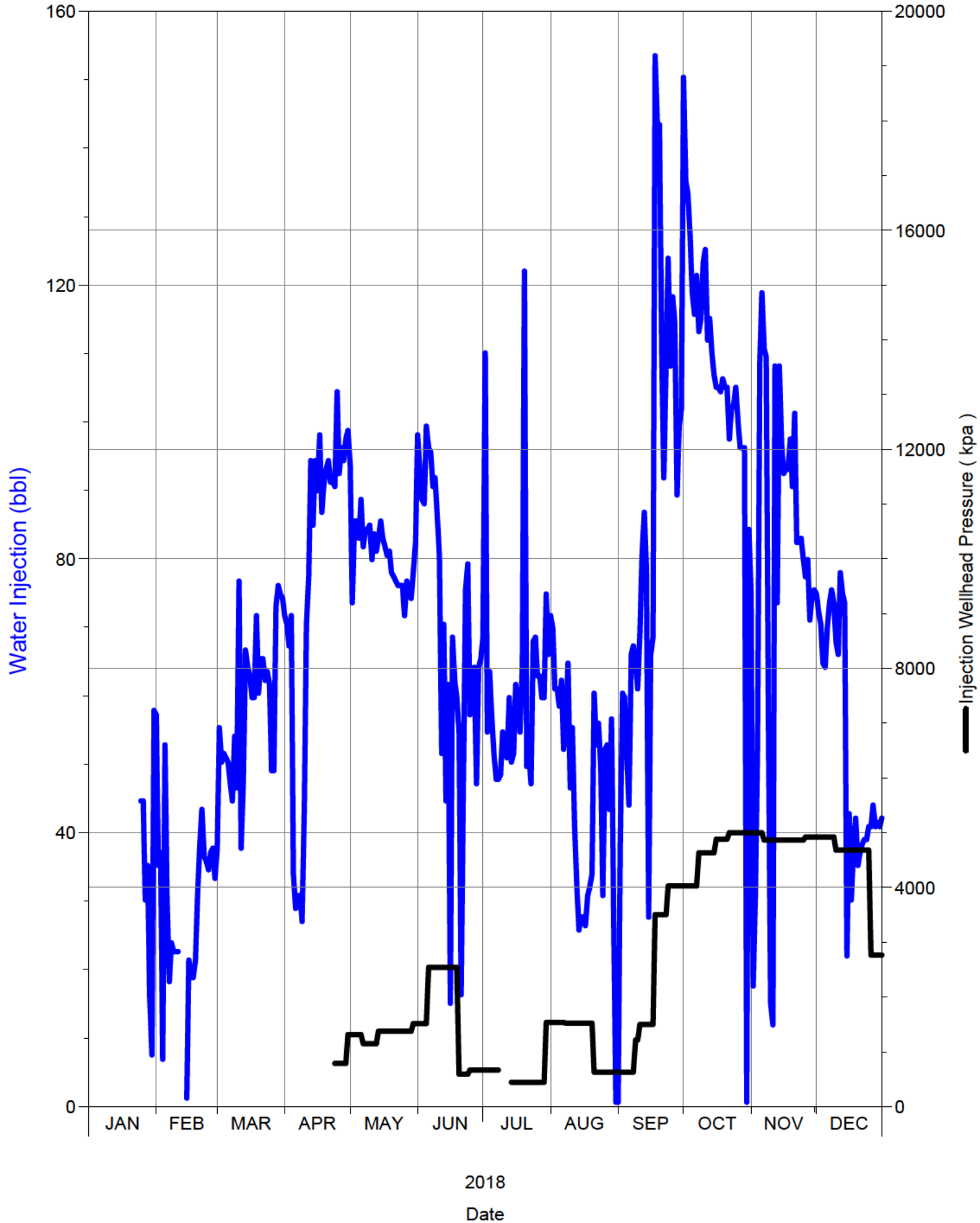
SPU 1



Daily Injection Rate and Pressure

03/03-16-002-29W1/0

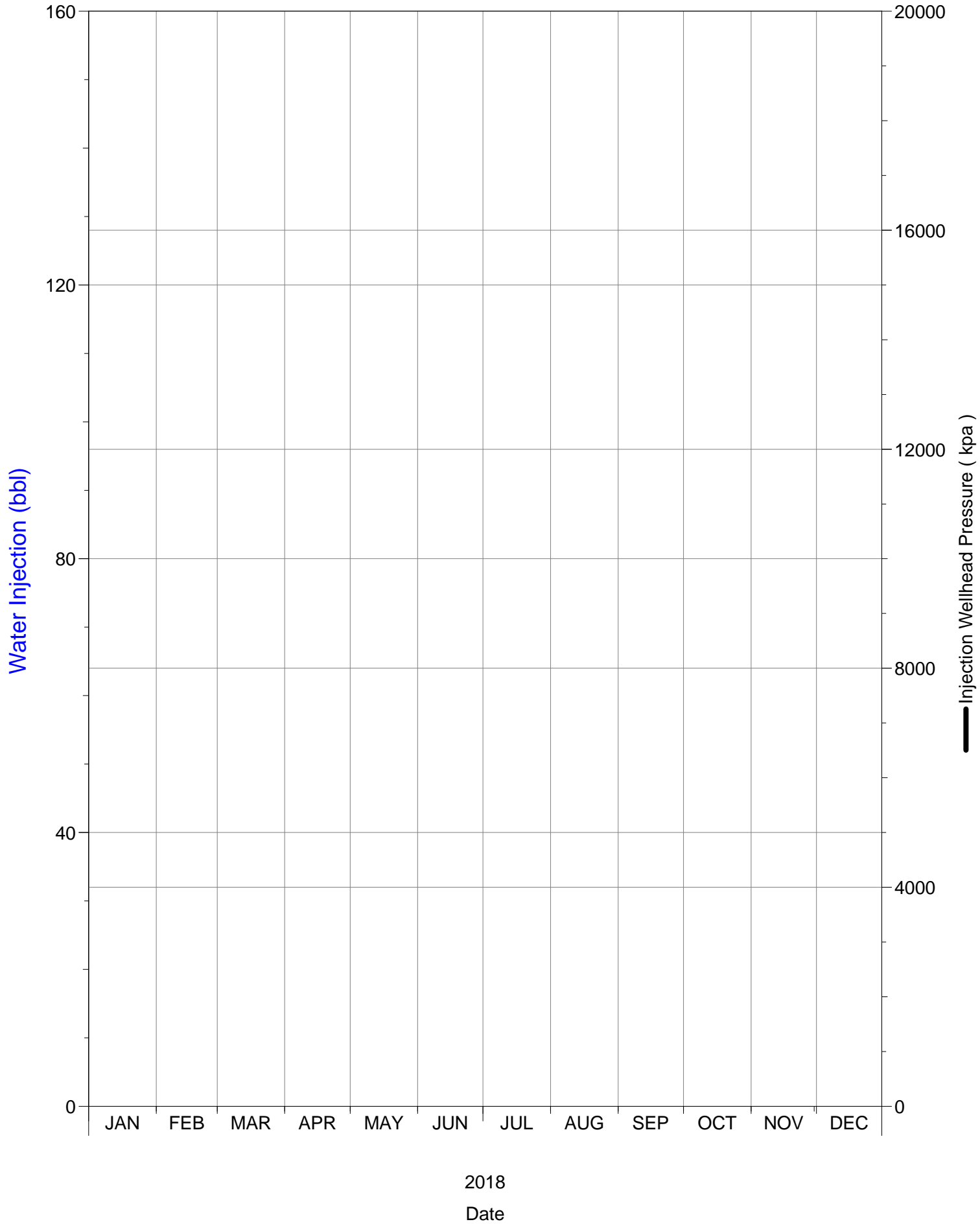
SPU 1



Daily Injection Rate and Pressure

03/05-15-002-29W1/0

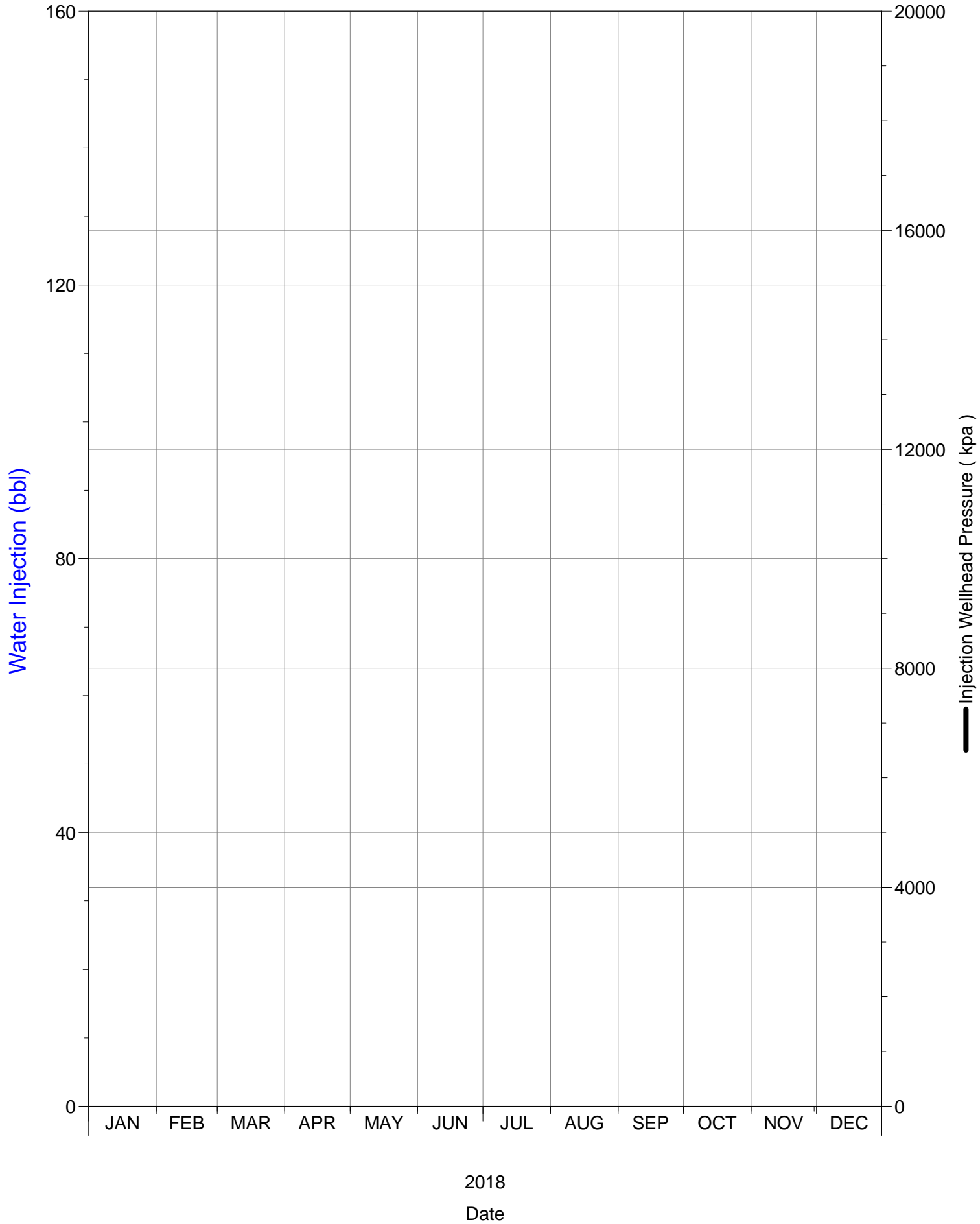
SPU 1



Daily Injection Rate and Pressure

03/06-08-002-29W1/0

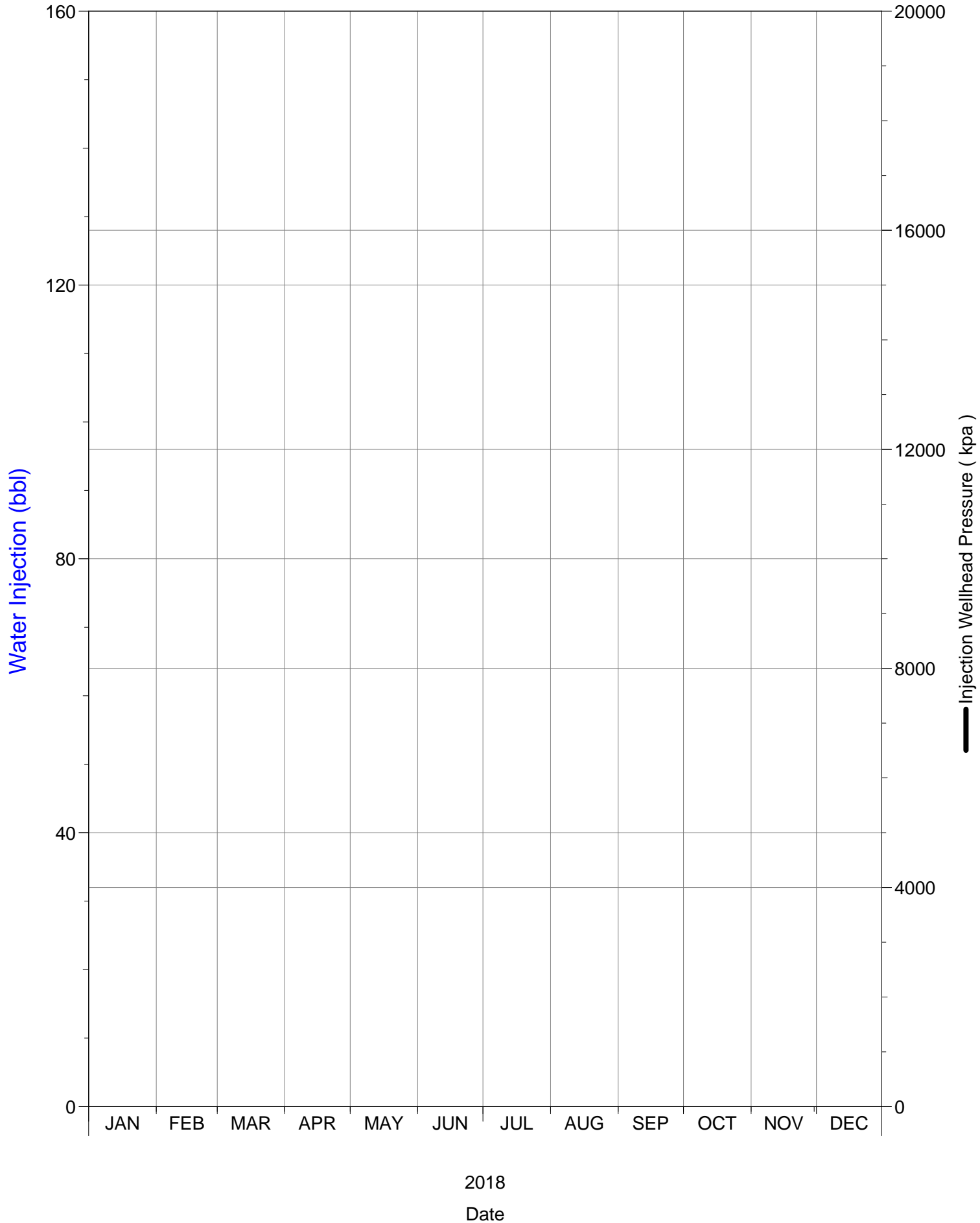
SPU 1



Daily Injection Rate and Pressure

03/11-08-002-29W1/0

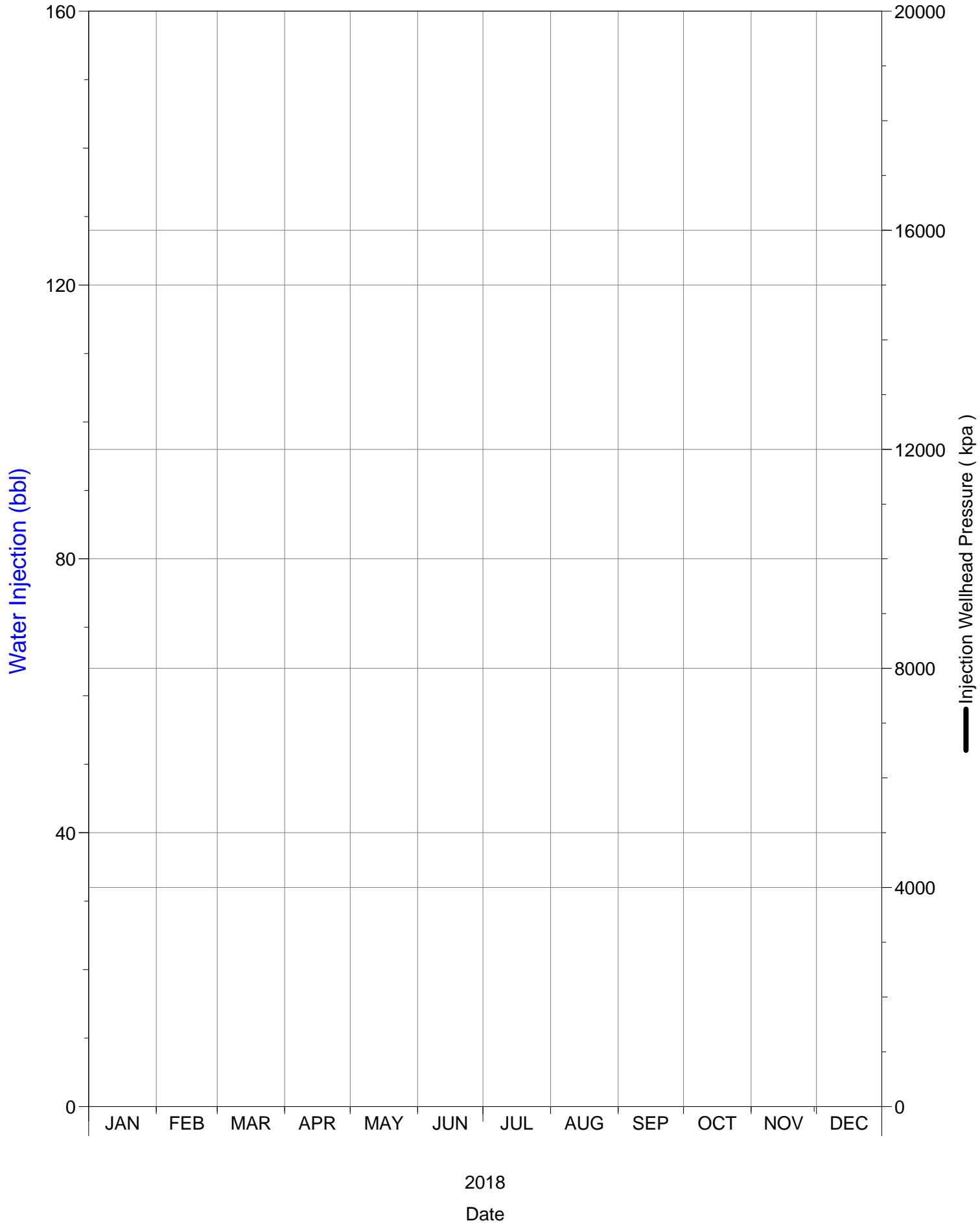
SPU 1



Daily Injection Rate and Pressure

03/13-09-002-29W1/0

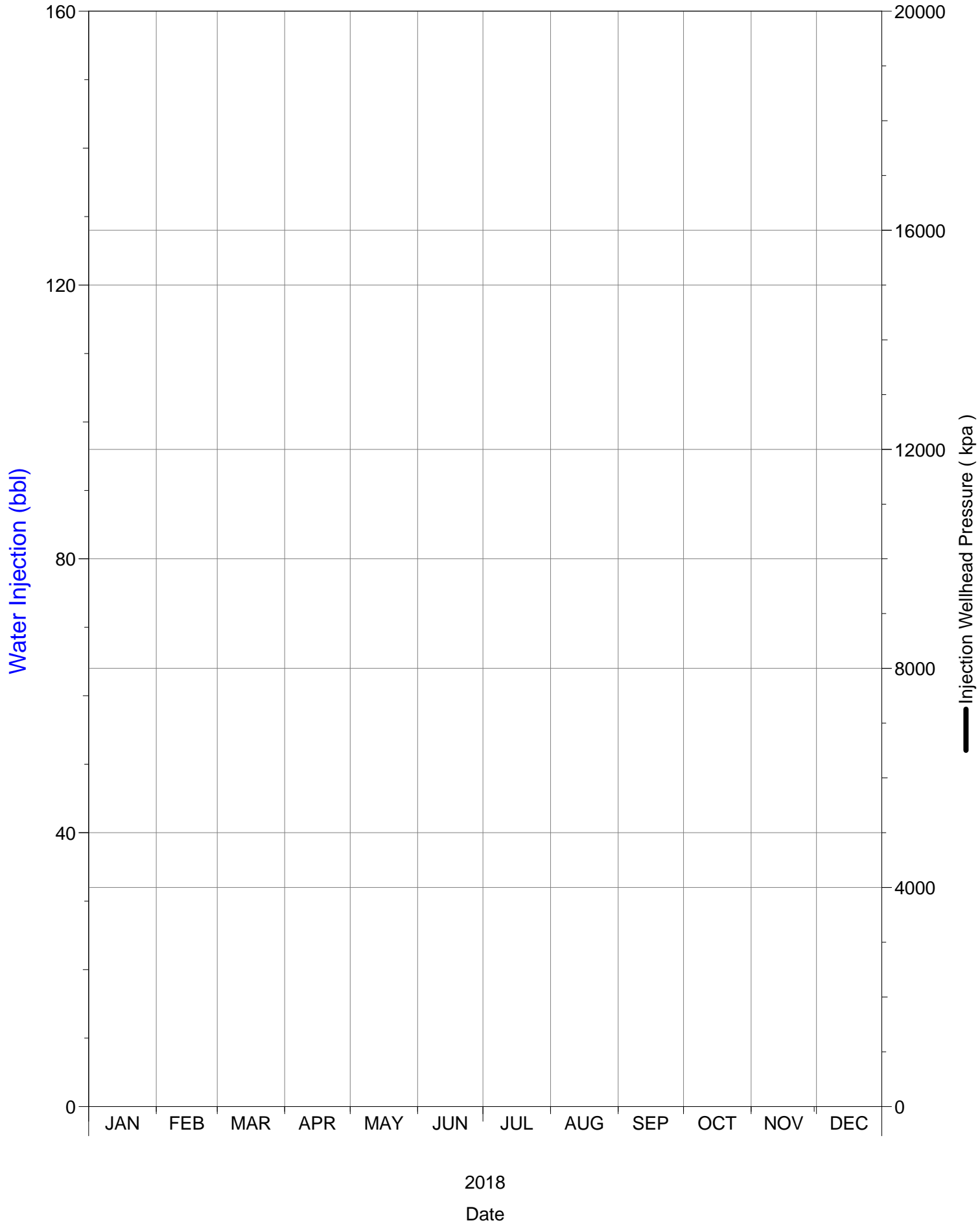
SPU 1



Daily Injection Rate and Pressure

03/15-09-002-29W1/0

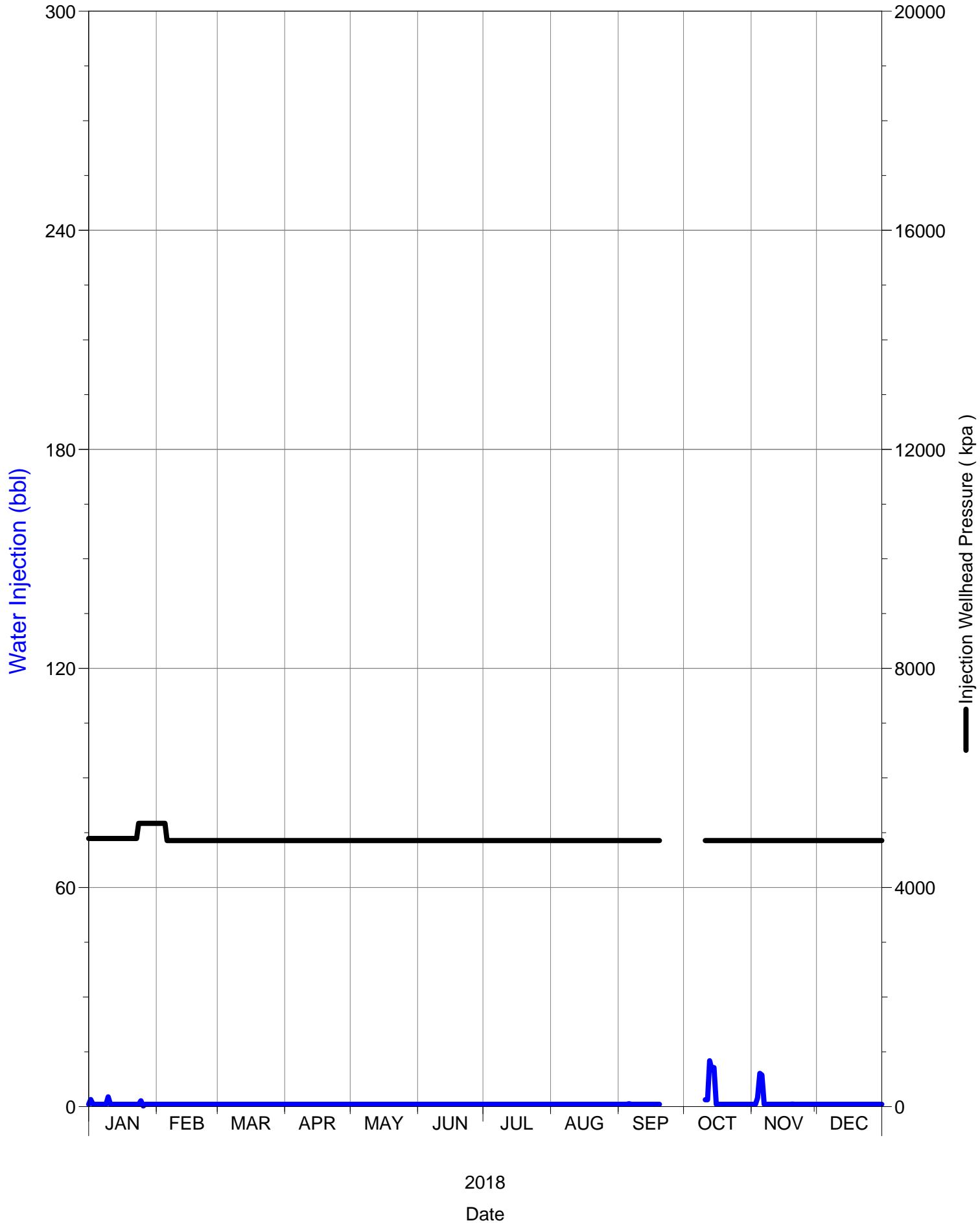
SPU 1



Daily Injection Rate and Pressure

03/15-16-002-29W1/0

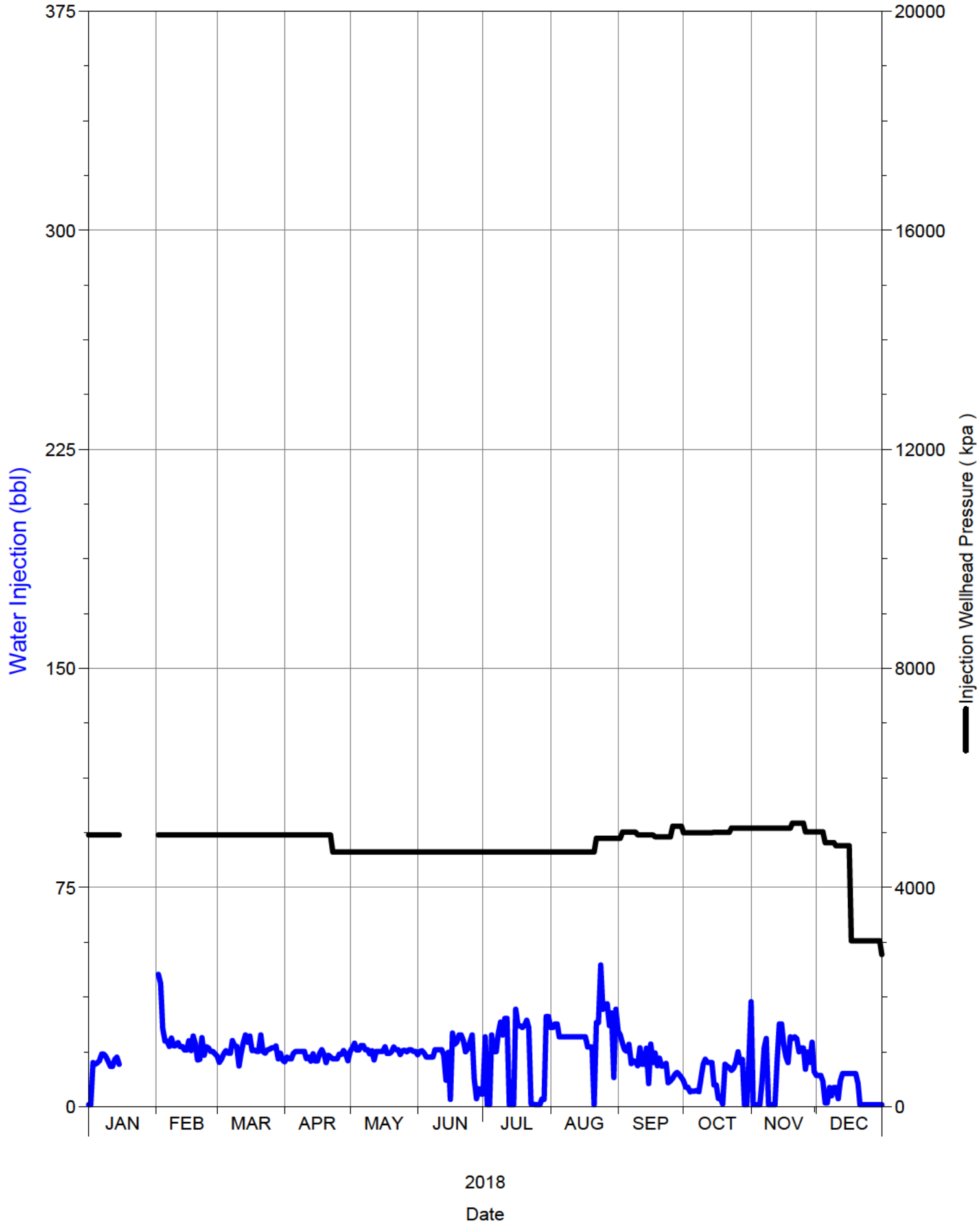
SPU 1



Daily Injection Rate and Pressure

03/16-09-002-29W1/0

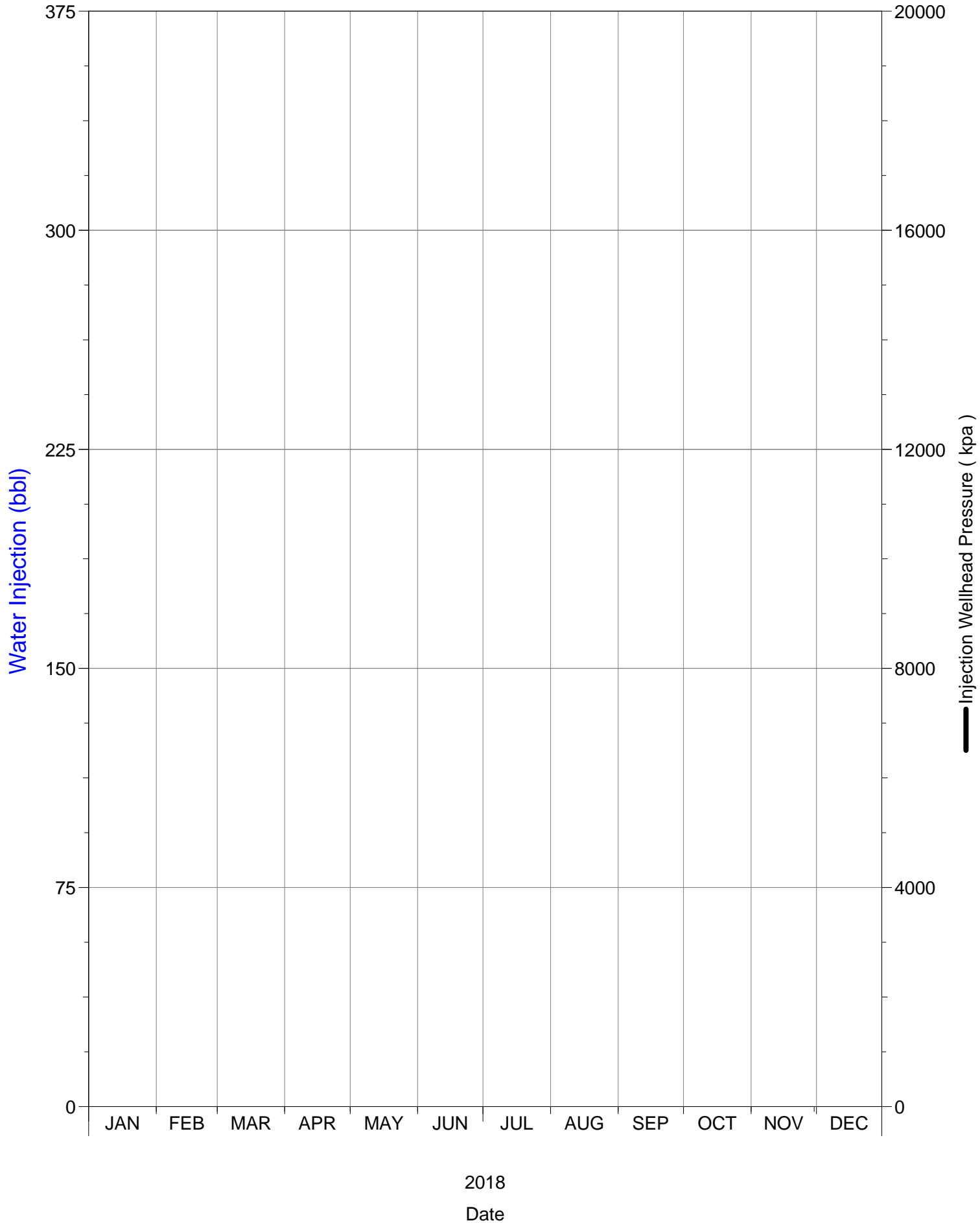
SPU 1



Daily Injection Rate and Pressure

04/05-09-002-29W1/0

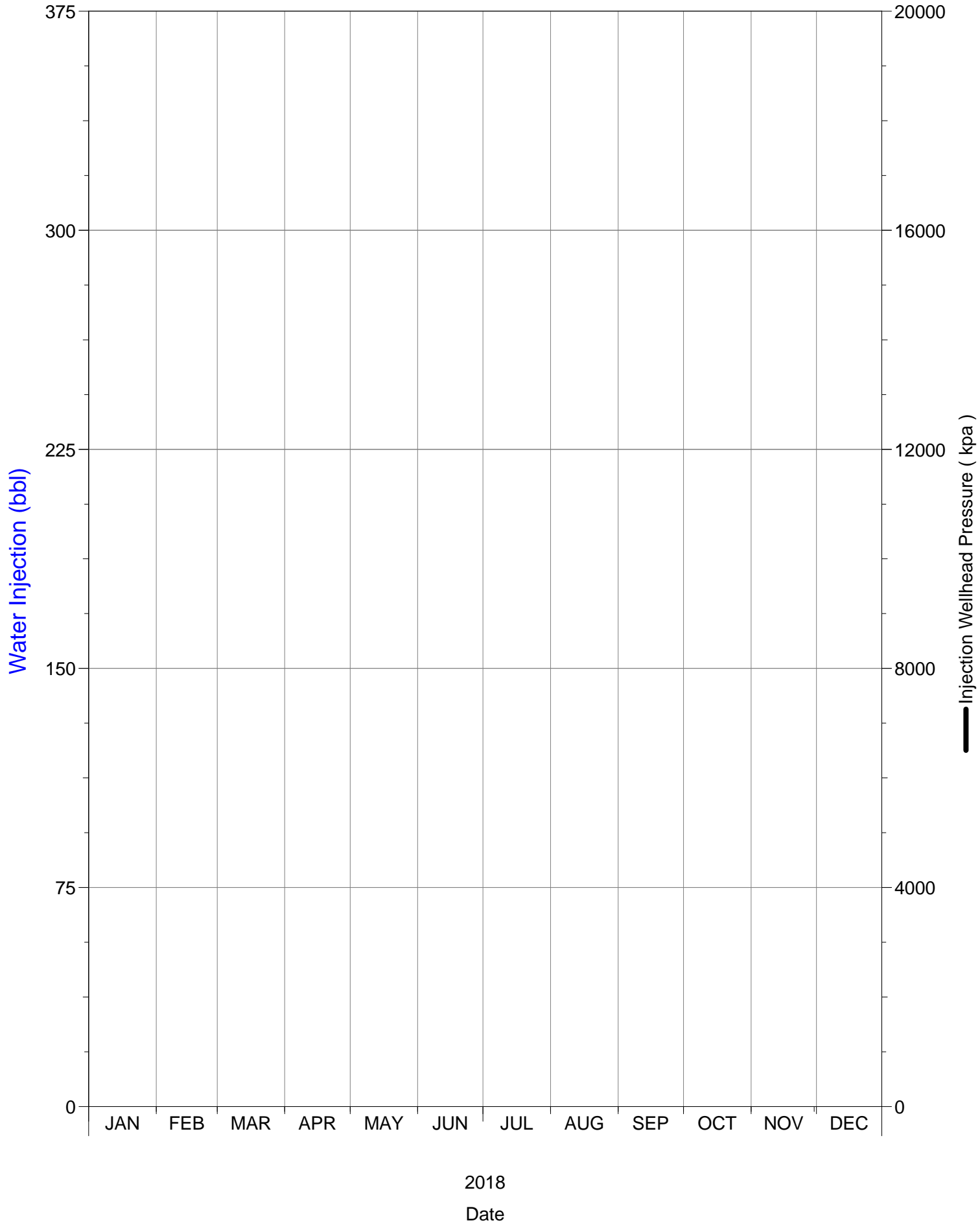
SPU 1



Daily Injection Rate and Pressure

04/05-15-002-29W1/0

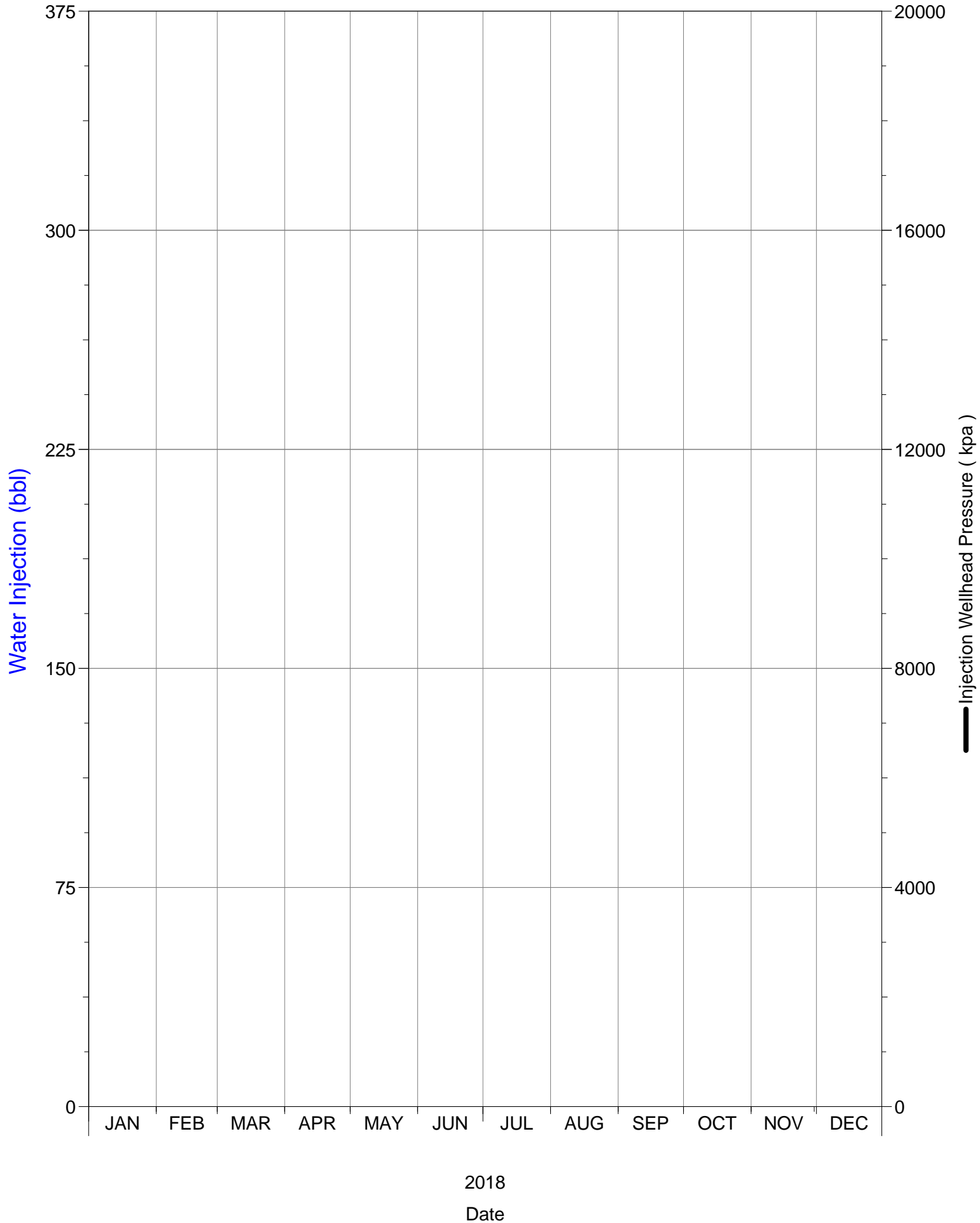
SPU 1



Daily Injection Rate and Pressure

04/13-09-002-29W1/0

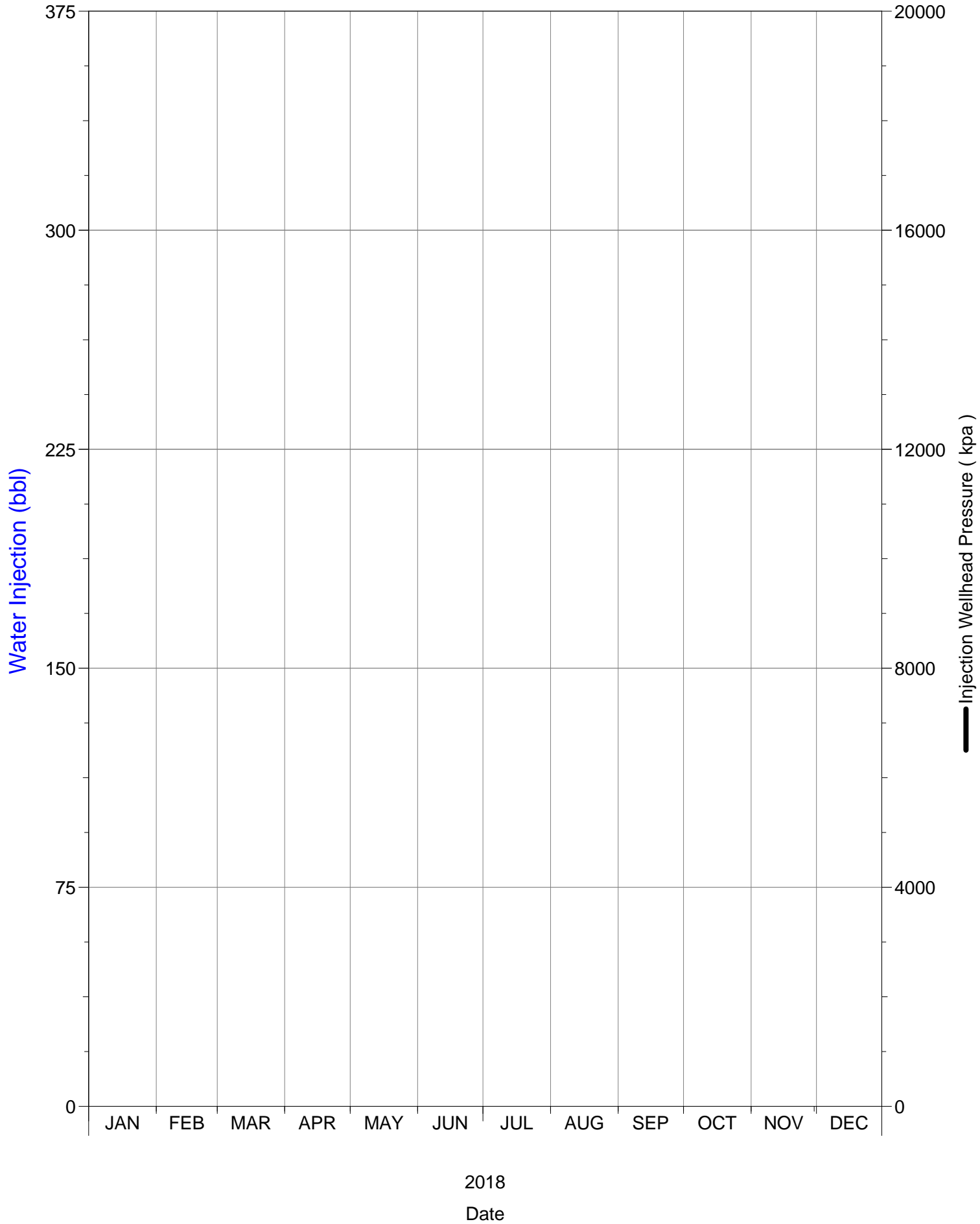
SPU 1



Daily Injection Rate and Pressure

04/16-09-002-29W1/0

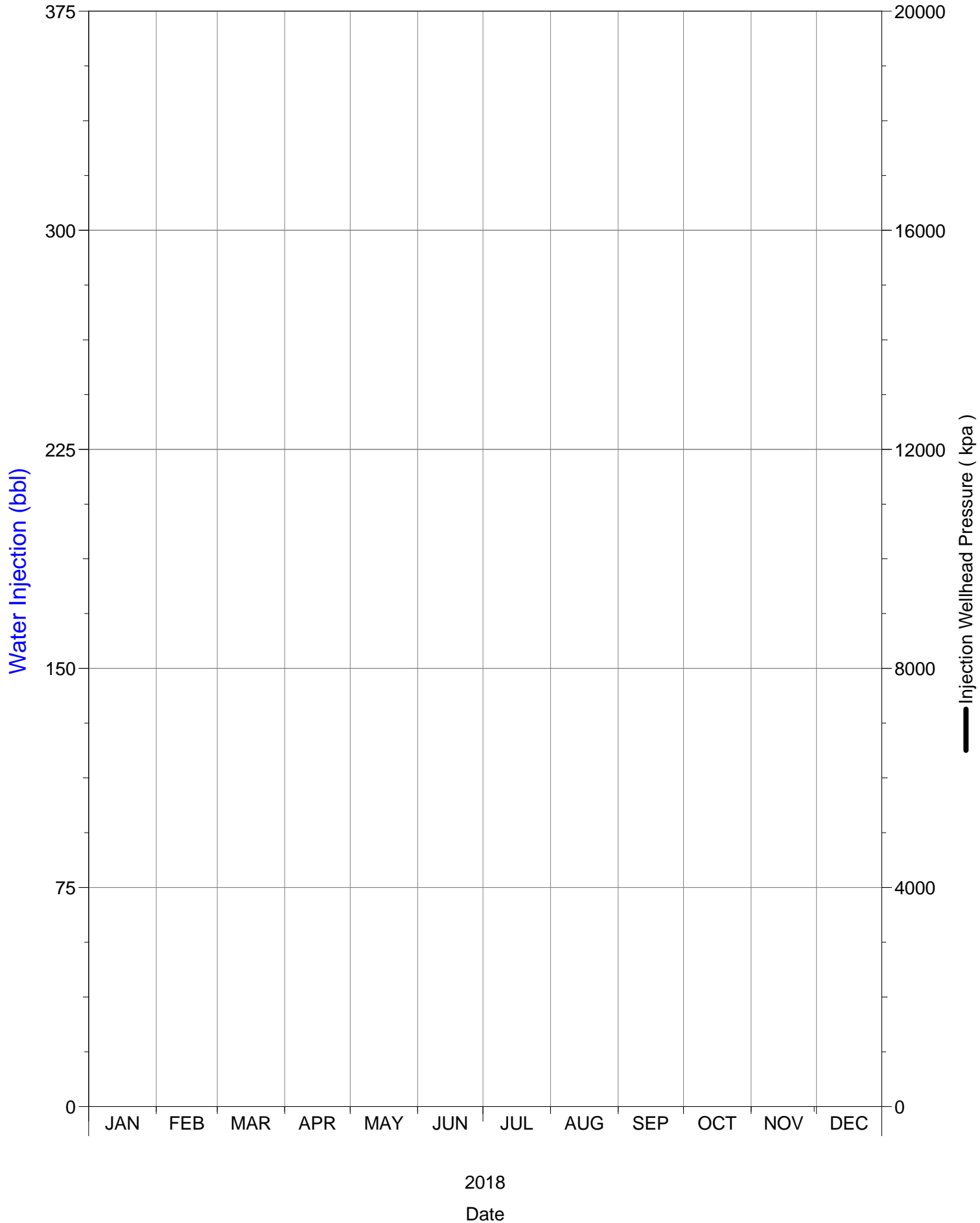
SPU 1



Daily Injection Rate and Pressure

05/05-15-002-29W1/0

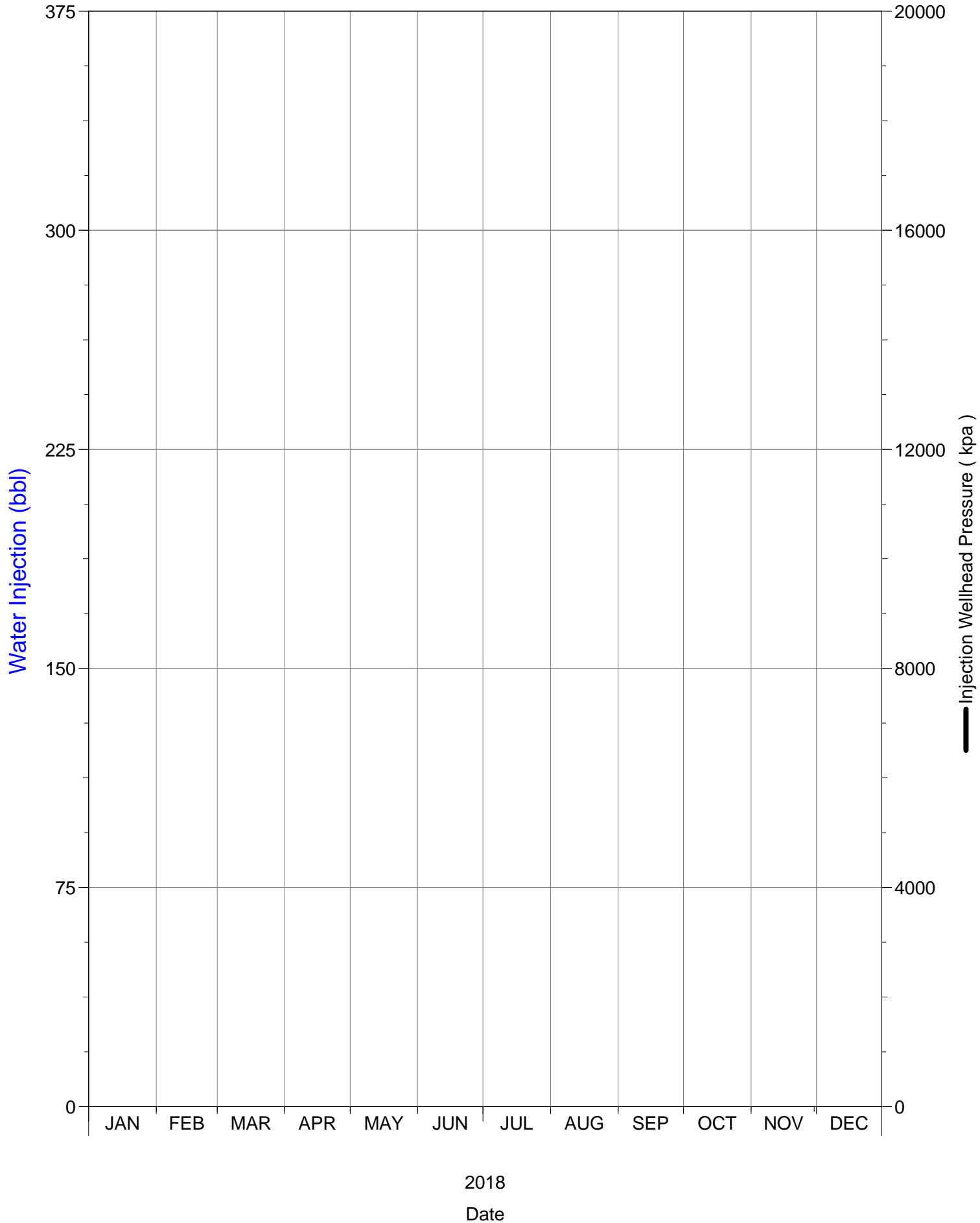
SPU 1



Daily Injection Rate and Pressure

06/05-15-002-29W1/0

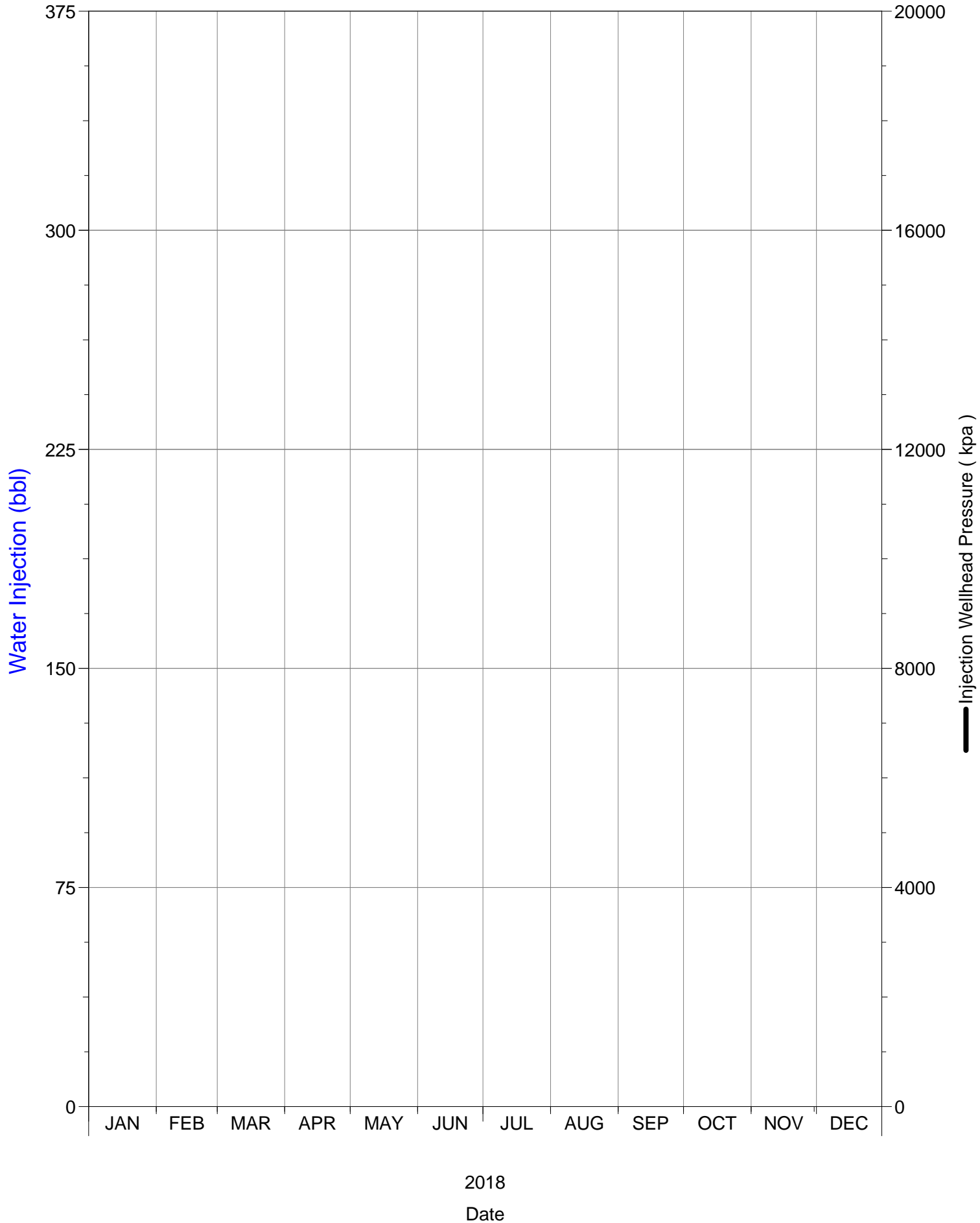
SPU 1



Daily Injection Rate and Pressure

A0/04-09-002-29W1/0

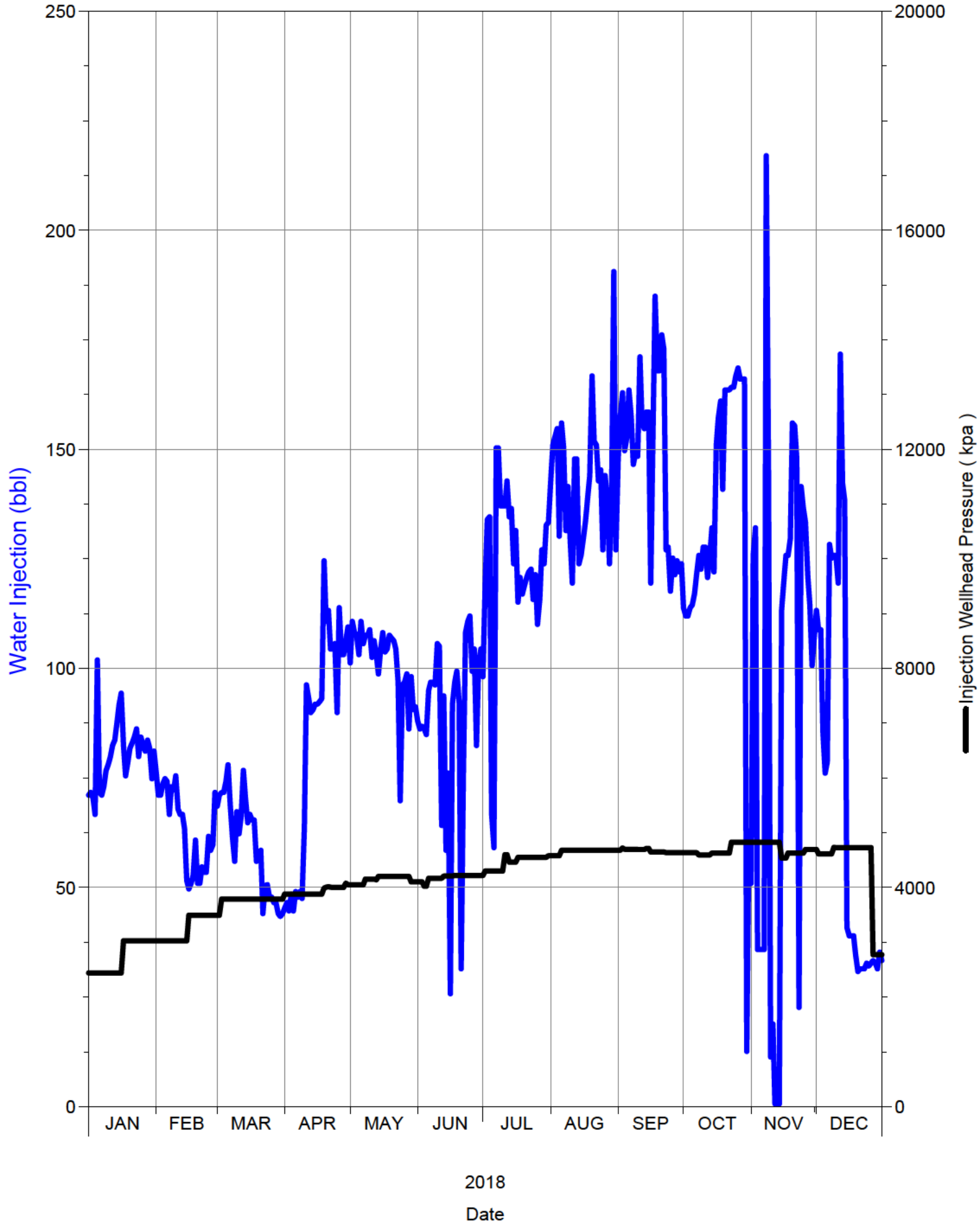
SPU 1



Daily Injection Rate and Pressure

A0/10-09-002-29W1/0

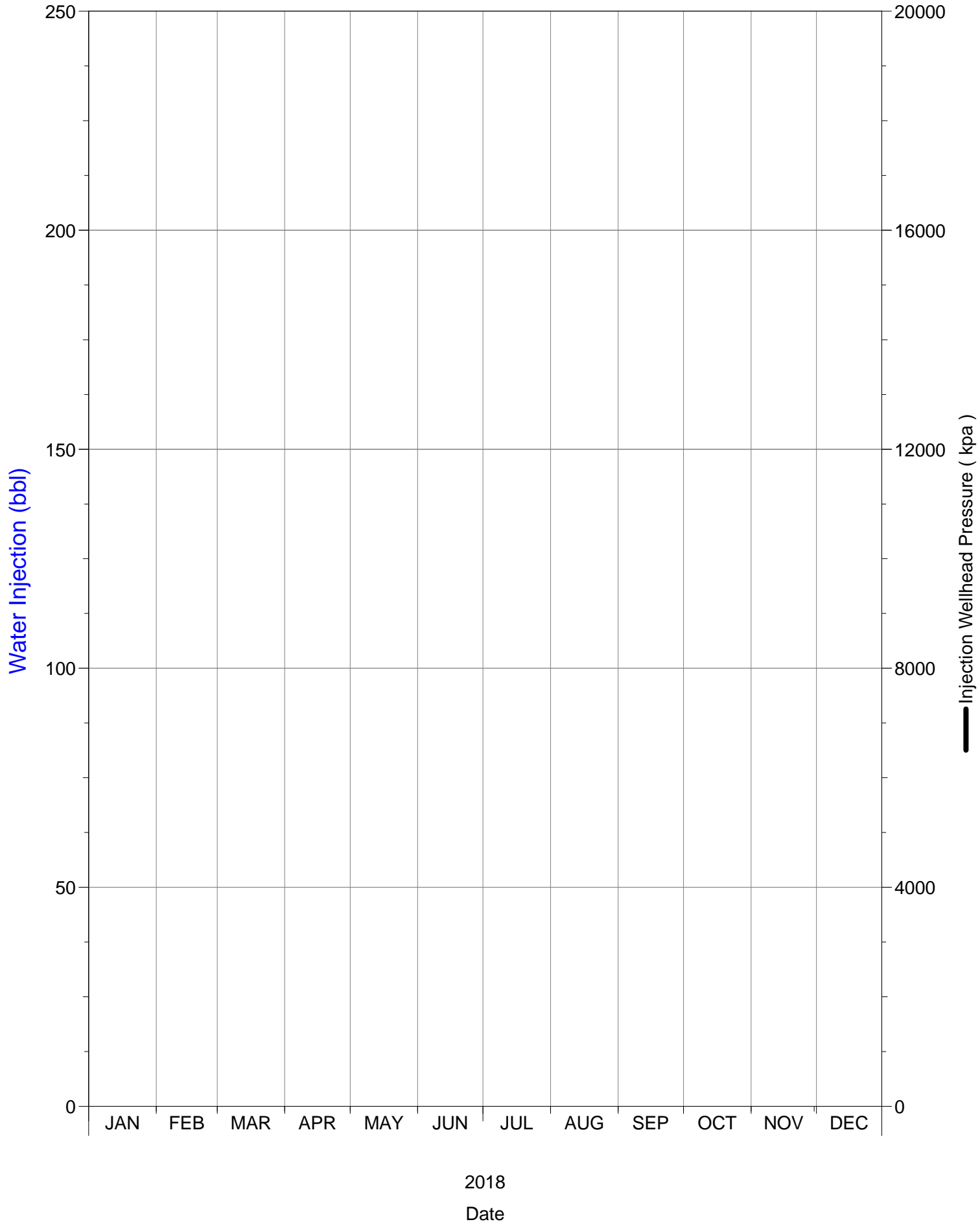
SPU 1



Daily Injection Rate and Pressure

A0/14-08-002-29W1/0

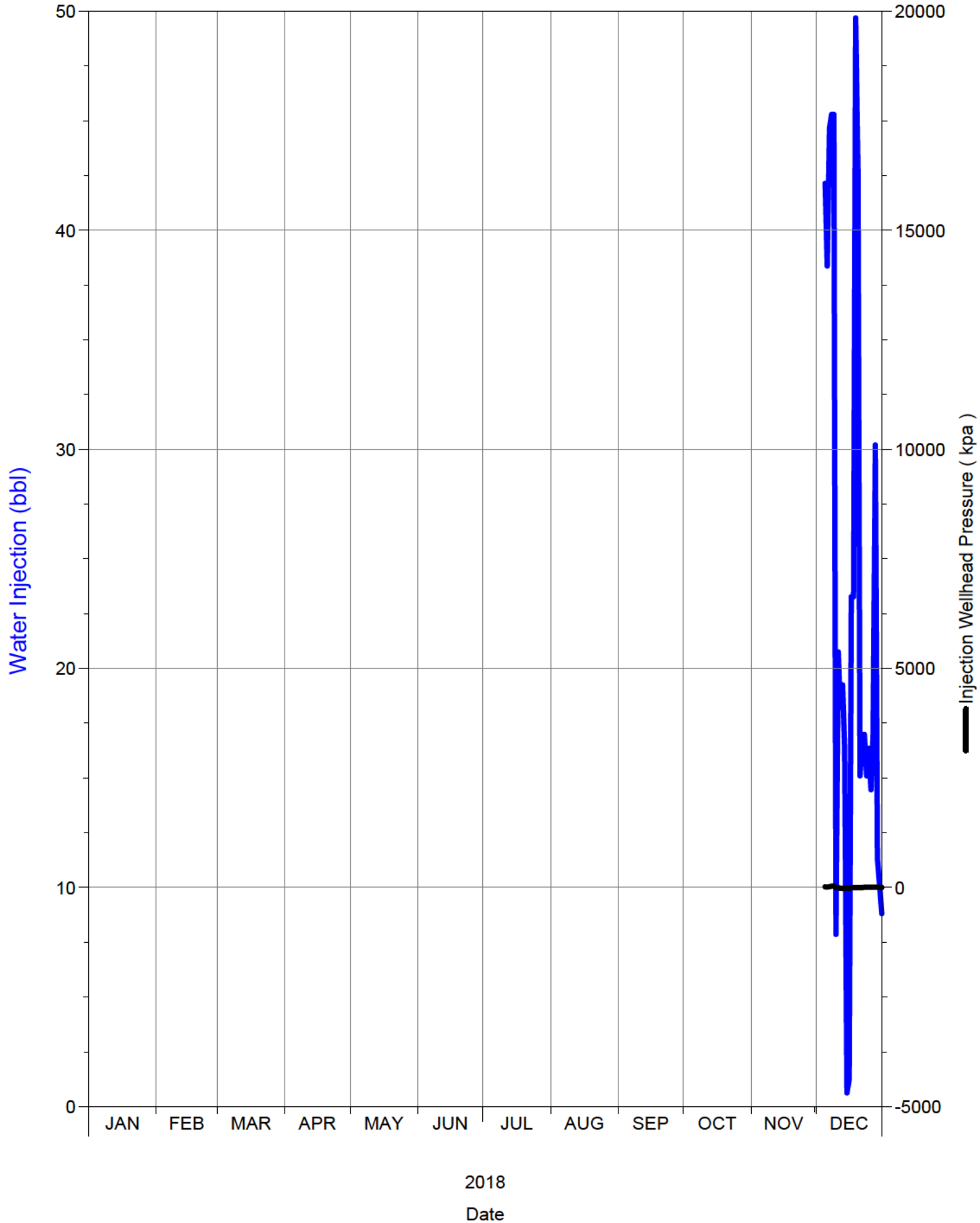
SPU 1



Daily Injection Rate and Pressure

B0/01-09-002-29W1/0

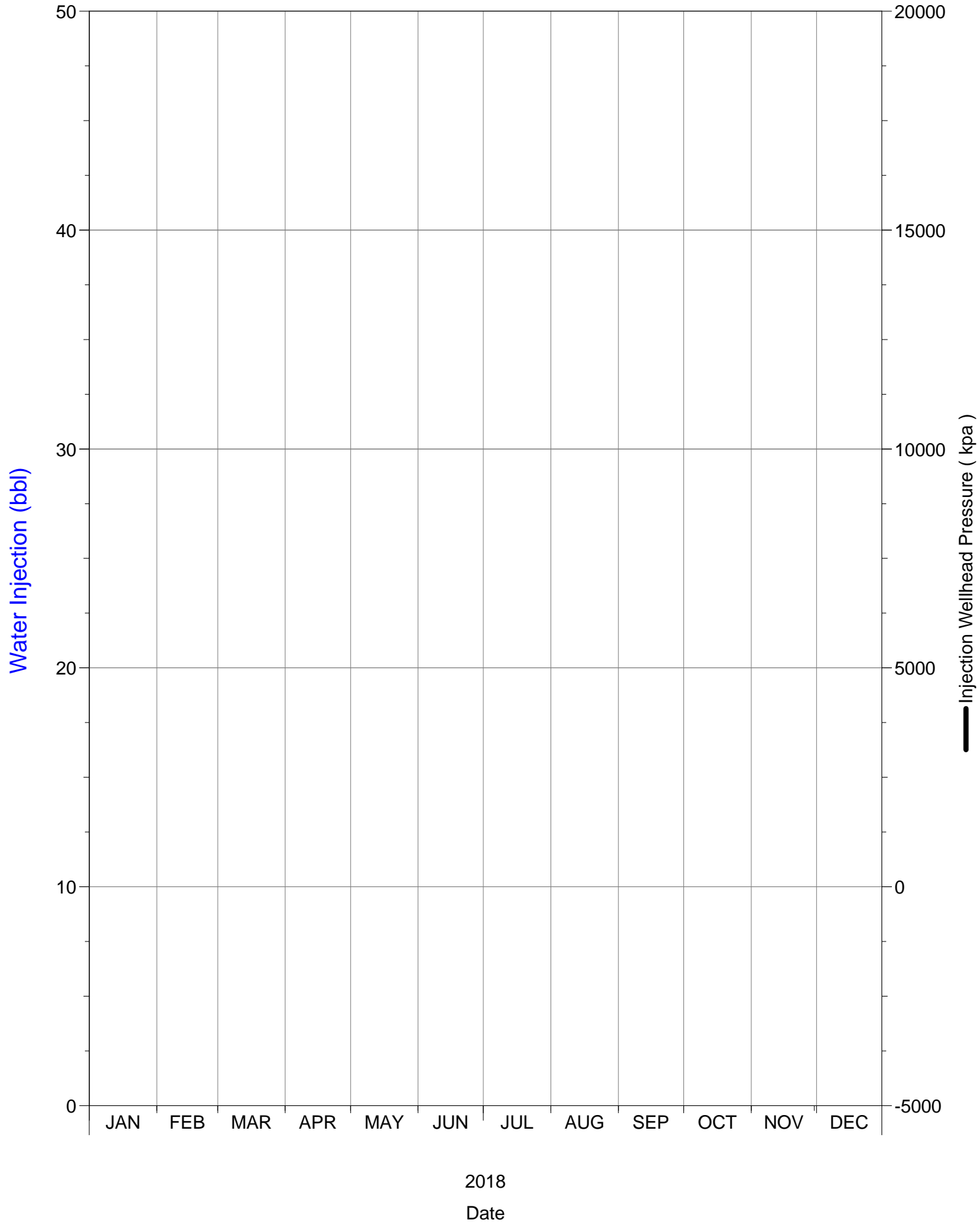
SPU 1



Daily Injection Rate and Pressure

B0/01-17-002-29W1/0

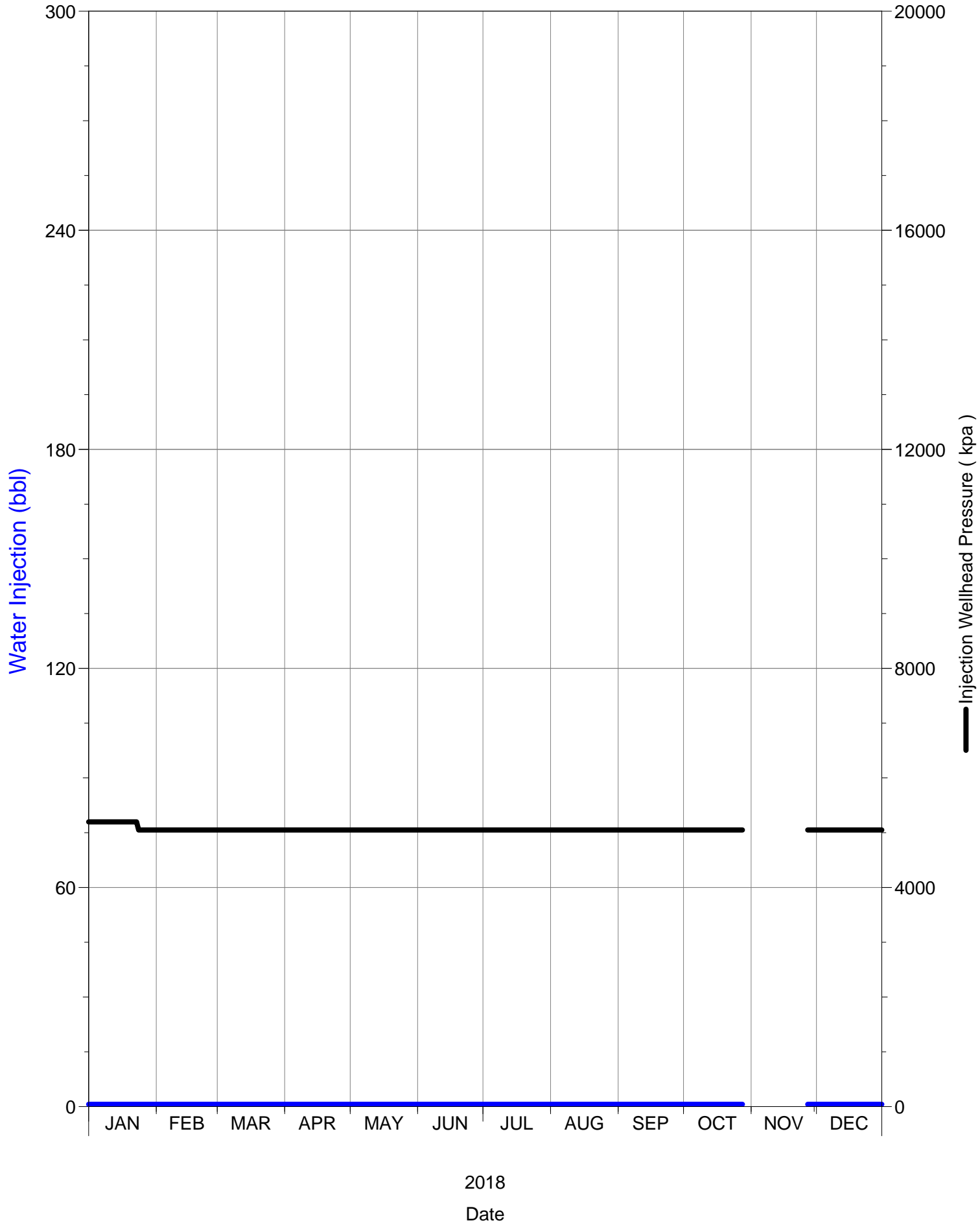
SPU 1



Daily Injection Rate and Pressure

B0/02-17-002-29W1/0

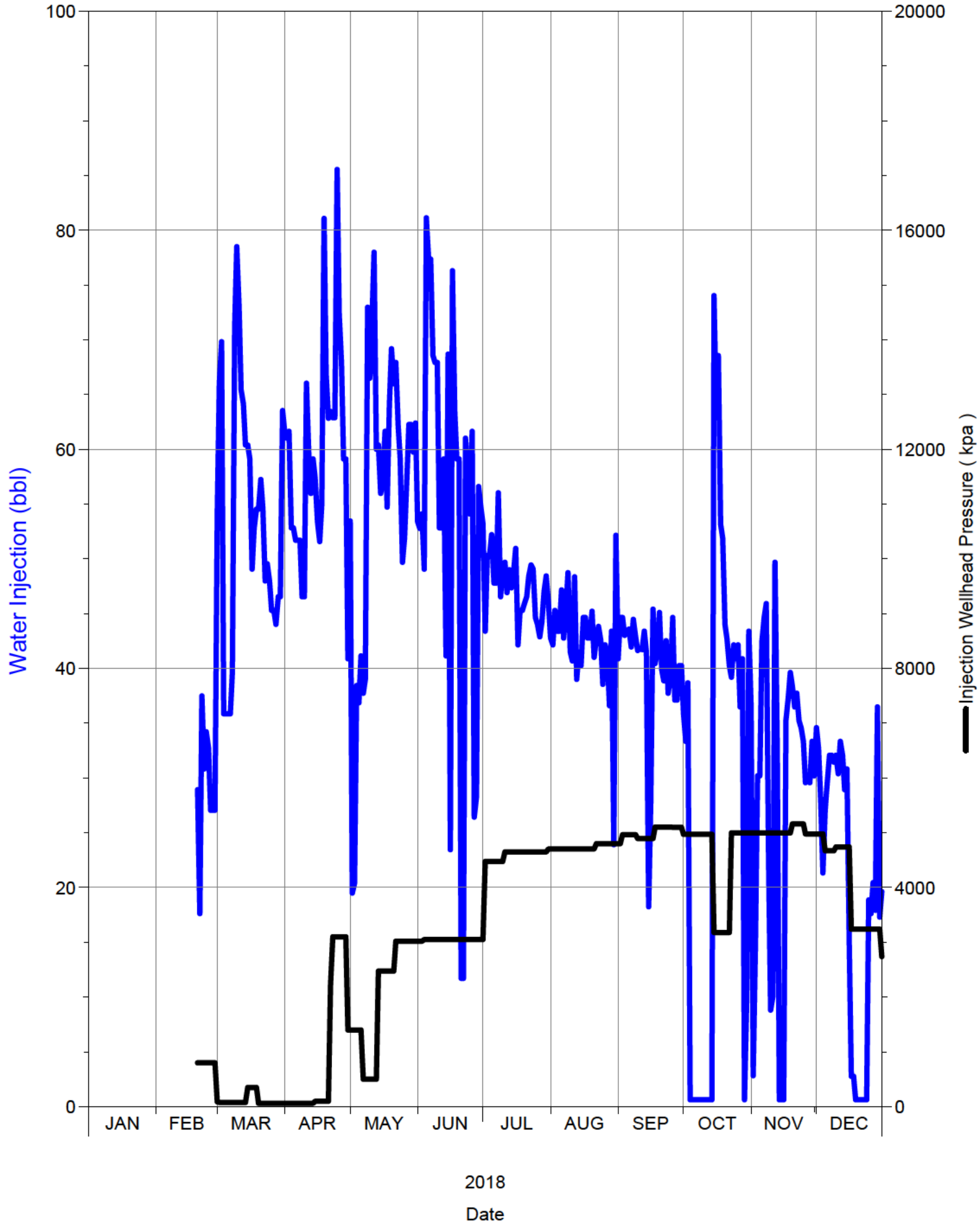
SPU 1



Daily Injection Rate and Pressure

B0/03-09-002-29W1/0

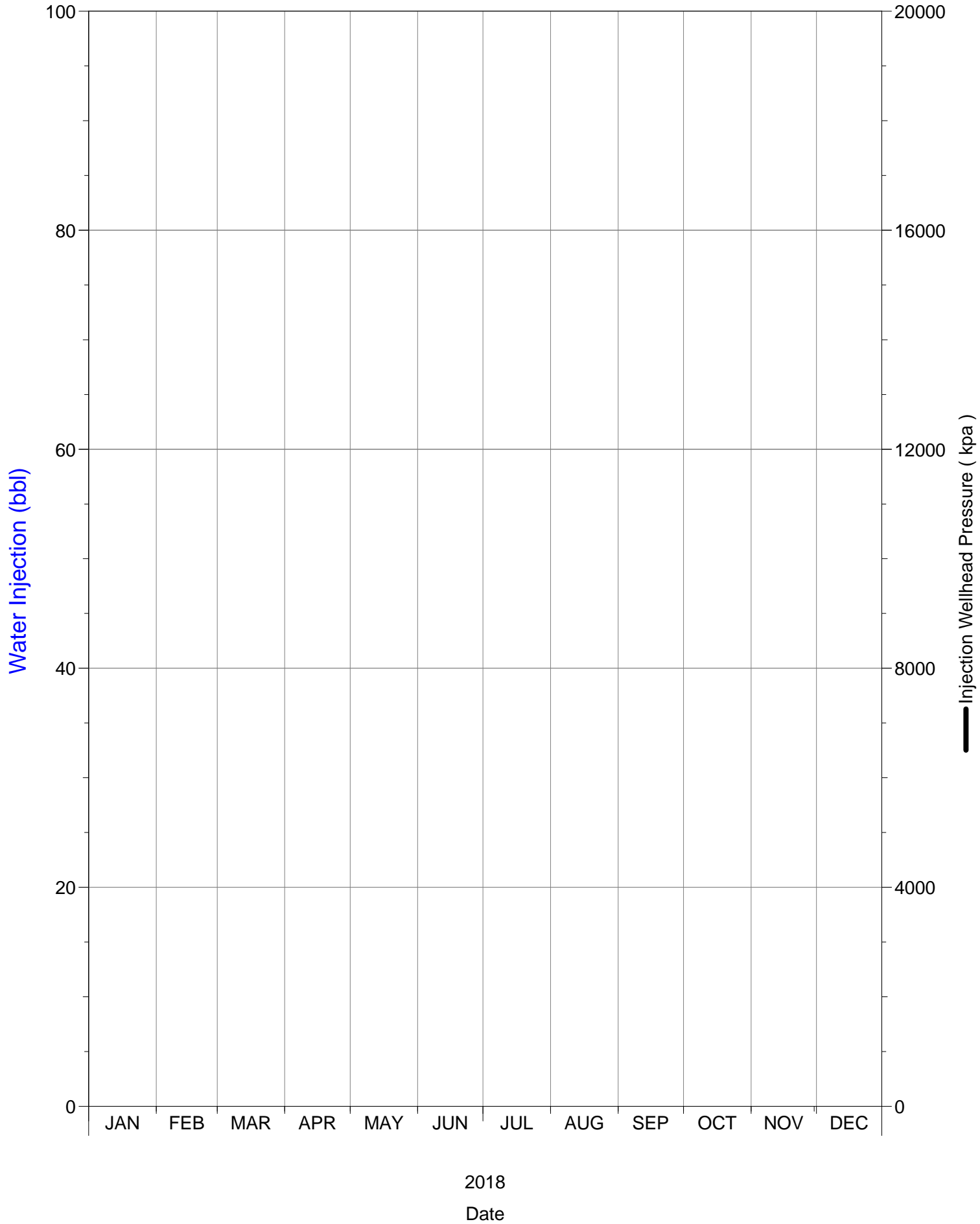
SPU 1



Daily Injection Rate and Pressure

B0/03-17-002-29W1/0

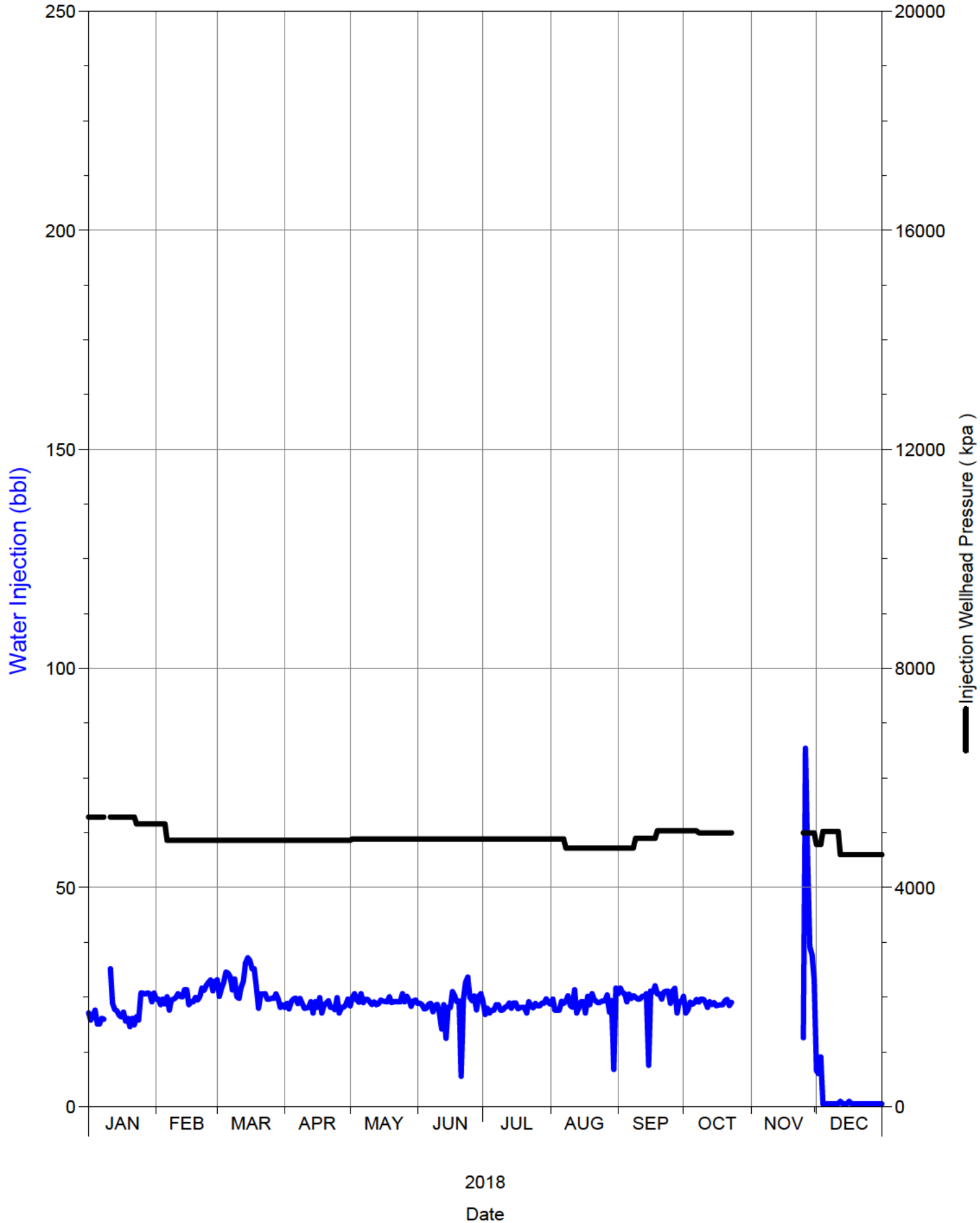
SPU 1



Daily Injection Rate and Pressure

B0/04-16-002-29W1/0

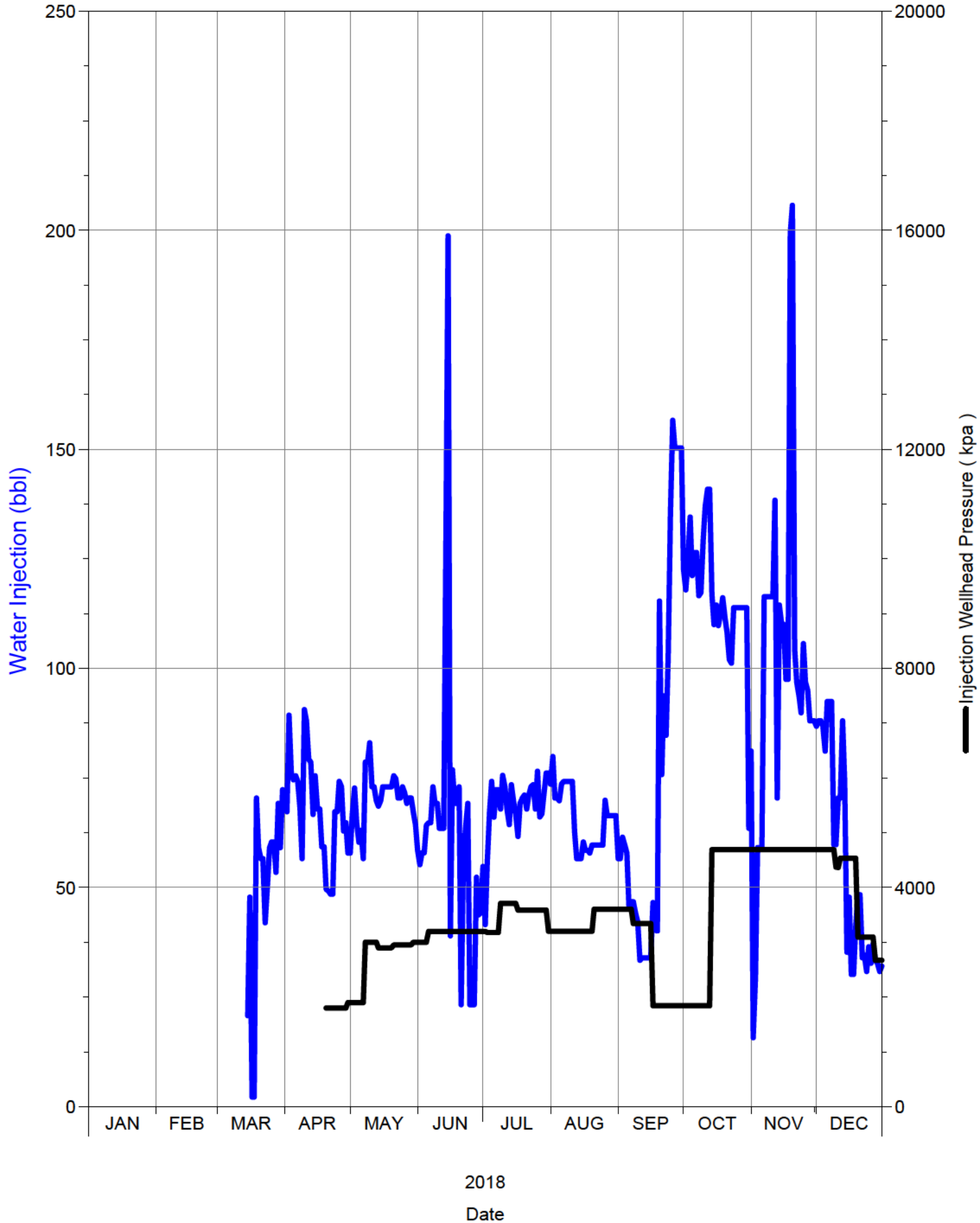
SPU 1



Daily Injection Rate and Pressure

B0/05-15-002-29W1/0

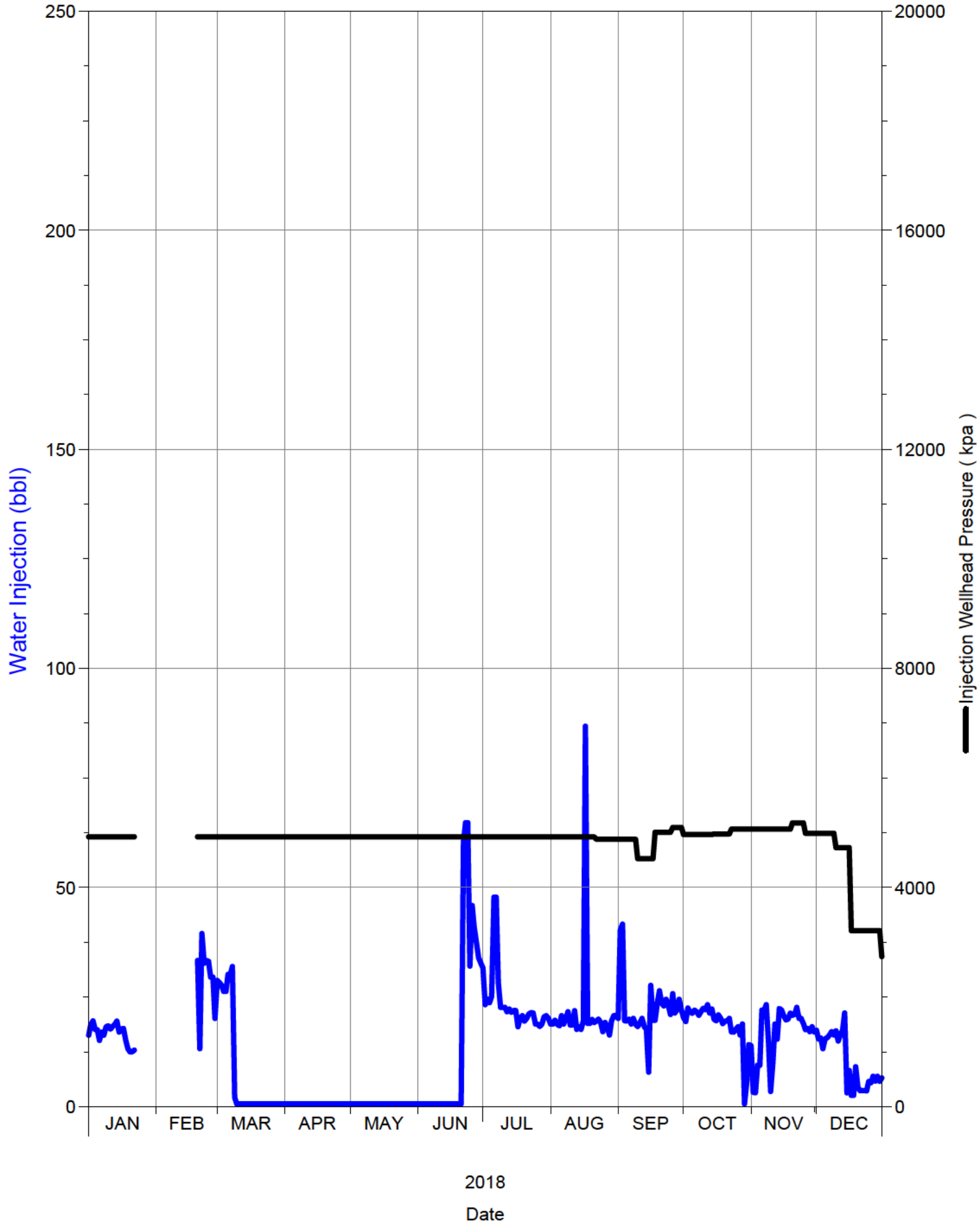
SPU 1



Daily Injection Rate and Pressure

B0/06-09-002-29W1/0

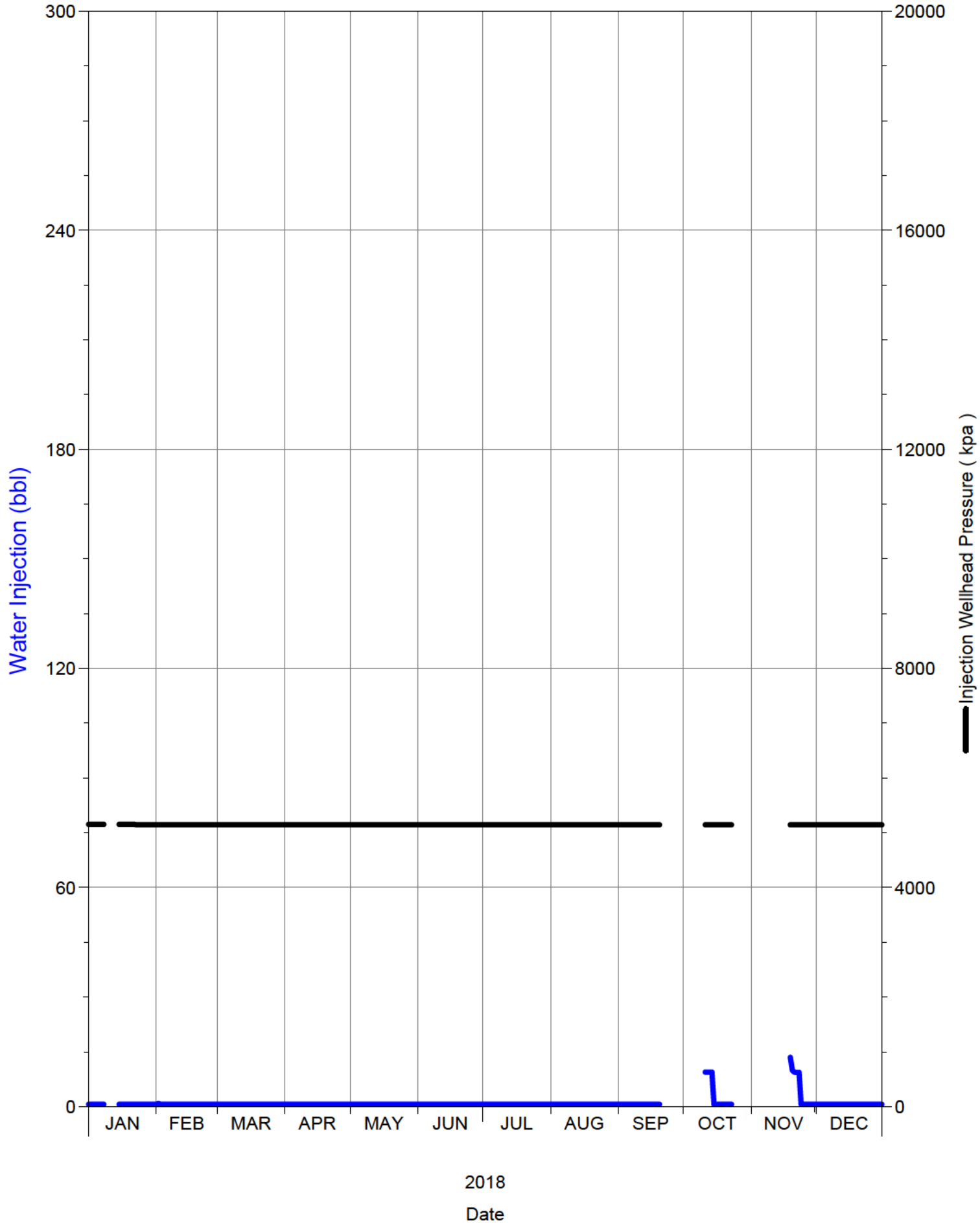
SPU 1



Daily Injection Rate and Pressure

B0/06-16-002-29W1/0

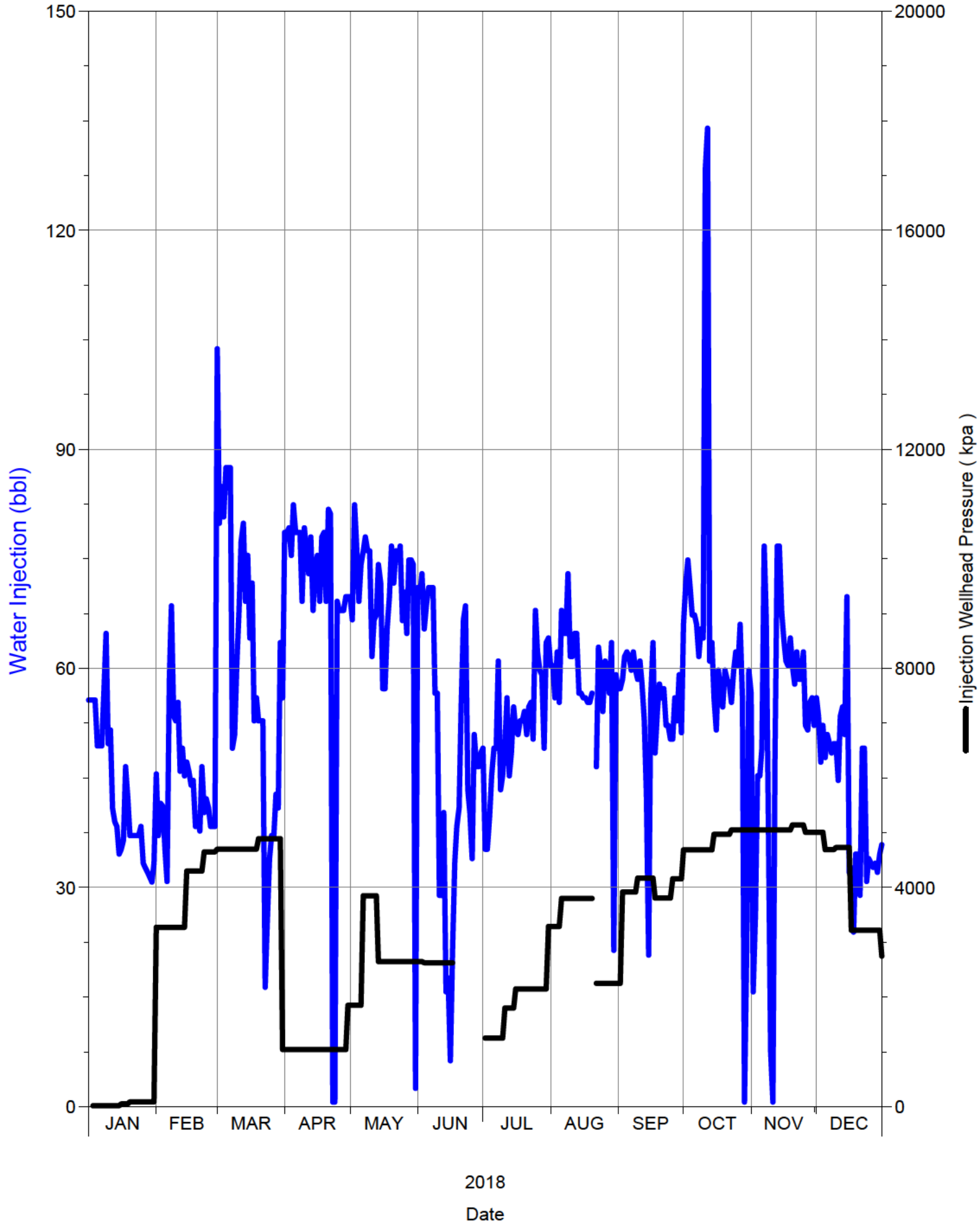
SPU 1



Daily Injection Rate and Pressure

B0/07-09-002-29W1/0

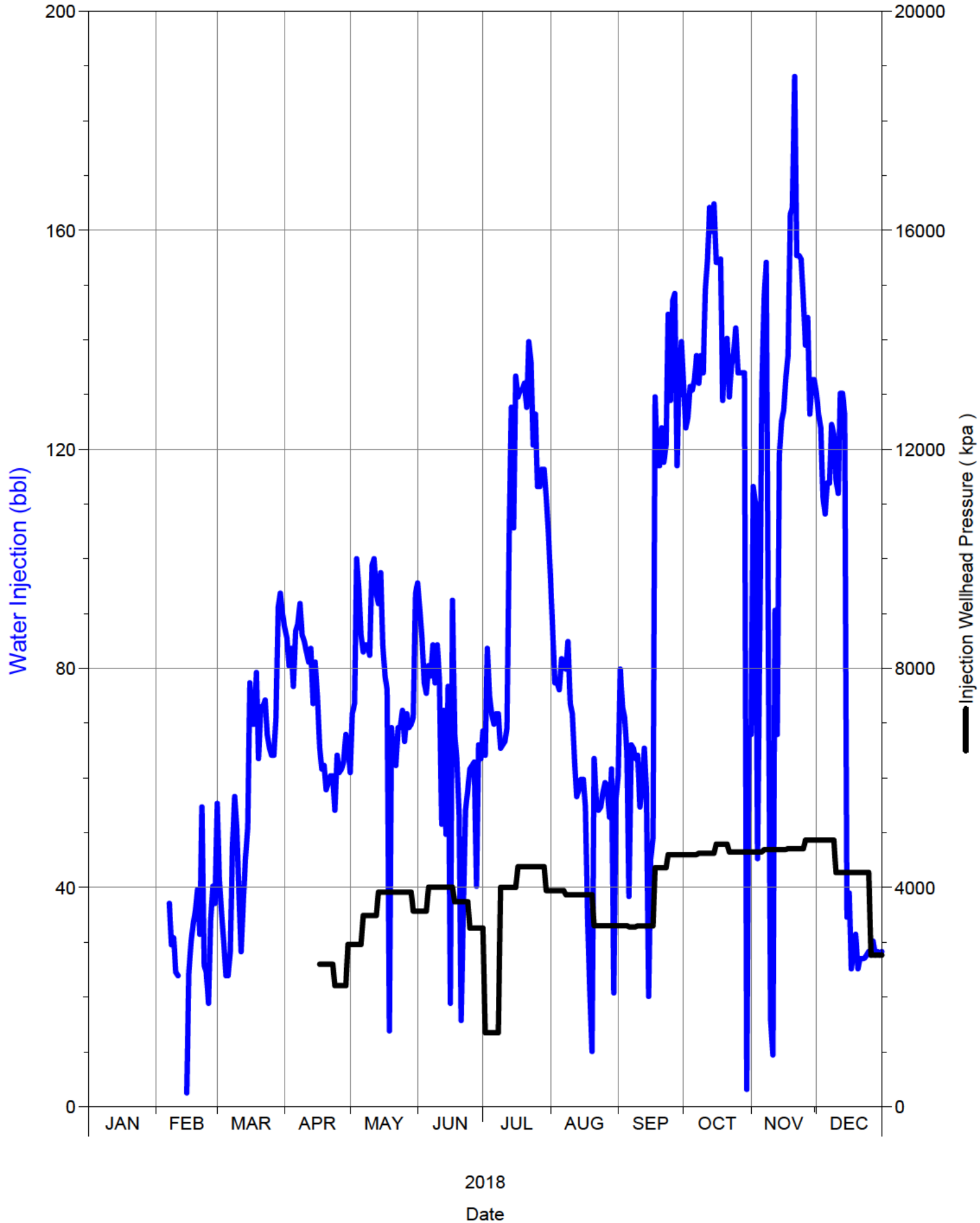
SPU 1



Daily Injection Rate and Pressure

B0/07-16-002-29W1/0

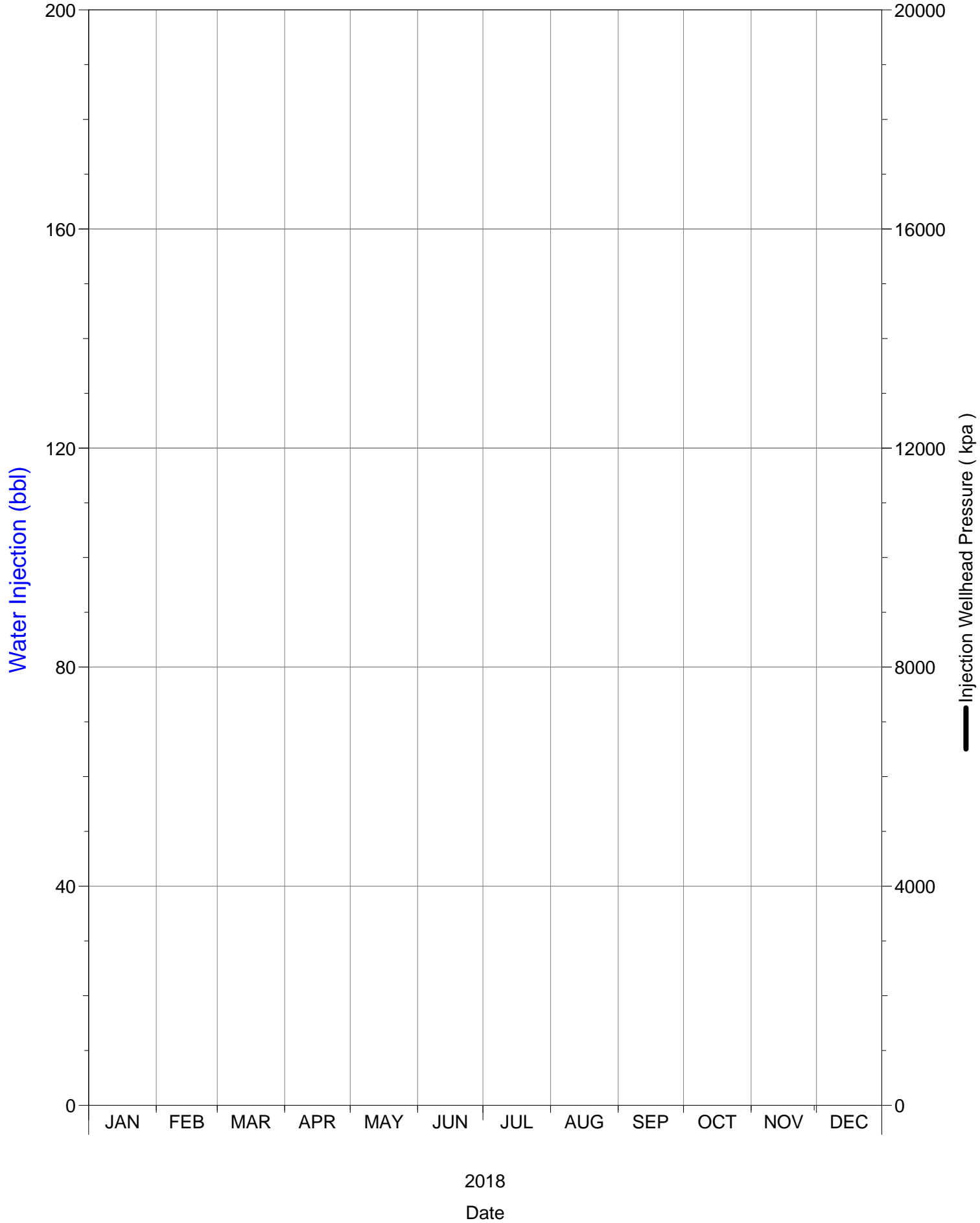
SPU 1



Daily Injection Rate and Pressure

B0/07-17-002-29W1/0

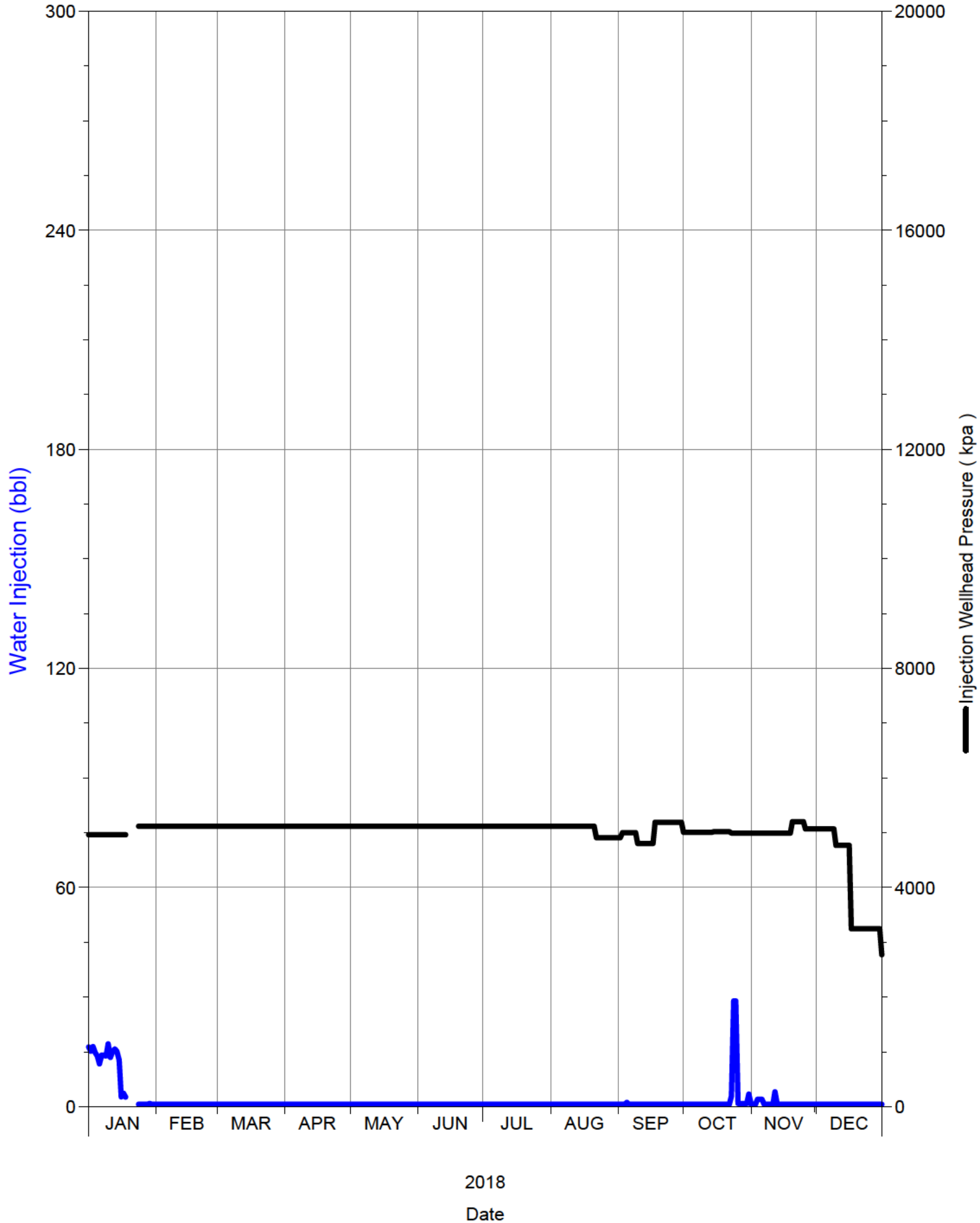
SPU 1



Daily Injection Rate and Pressure

B0/08-09-002-29W1/0

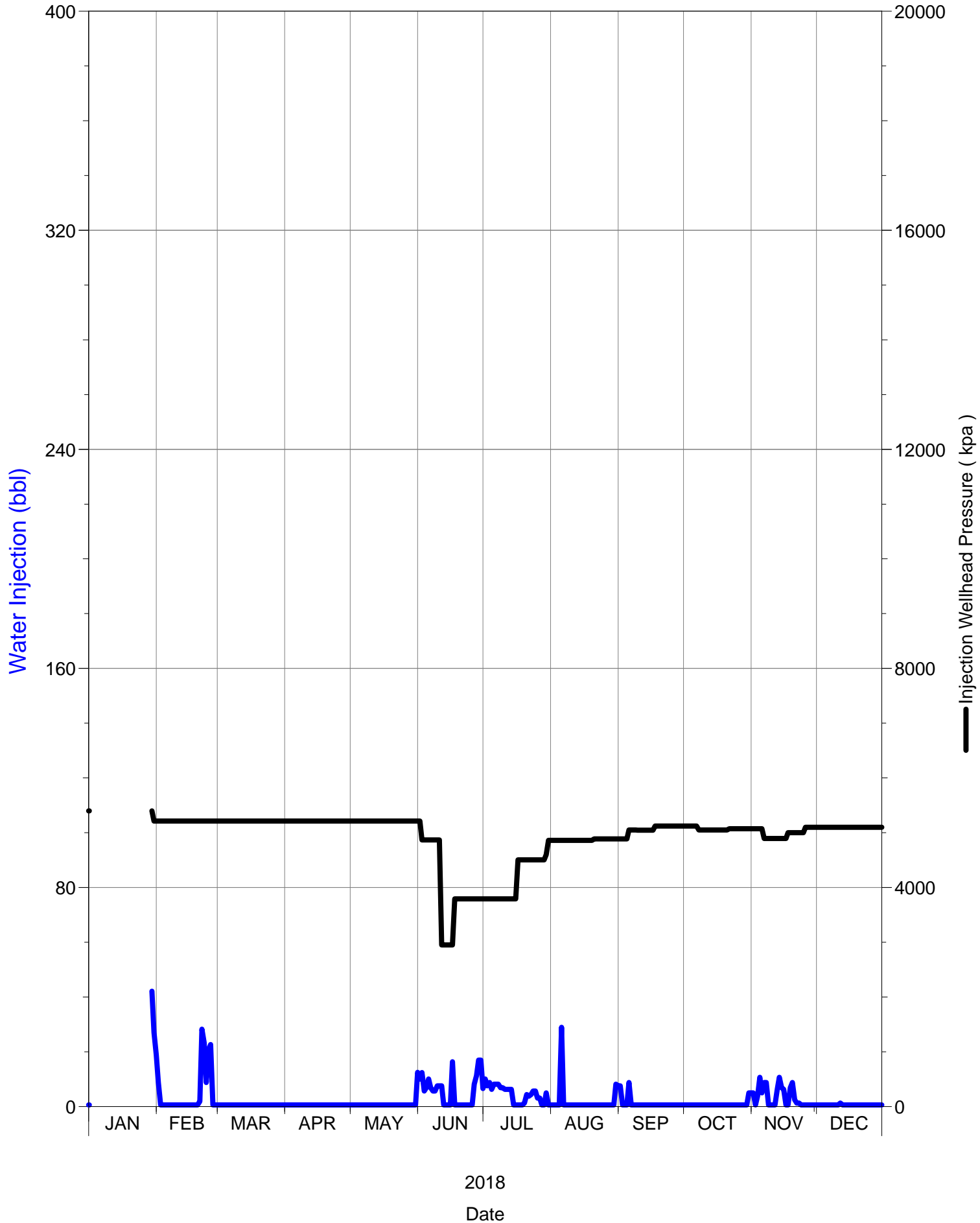
SPU 1



Daily Injection Rate and Pressure

B0/08-16-002-29W1/0

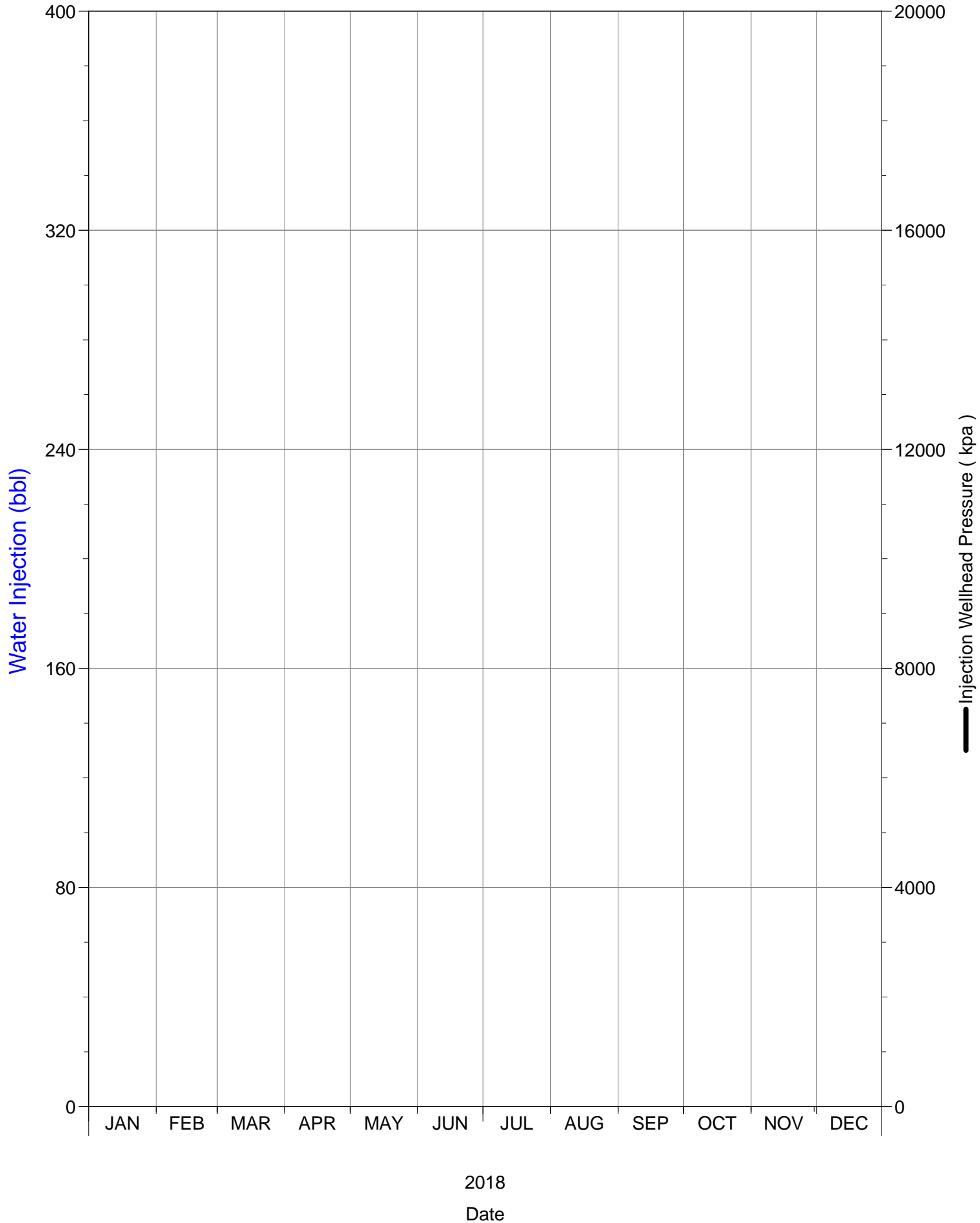
SPU 1



Daily Injection Rate and Pressure

B0/09-17-002-29W1/0

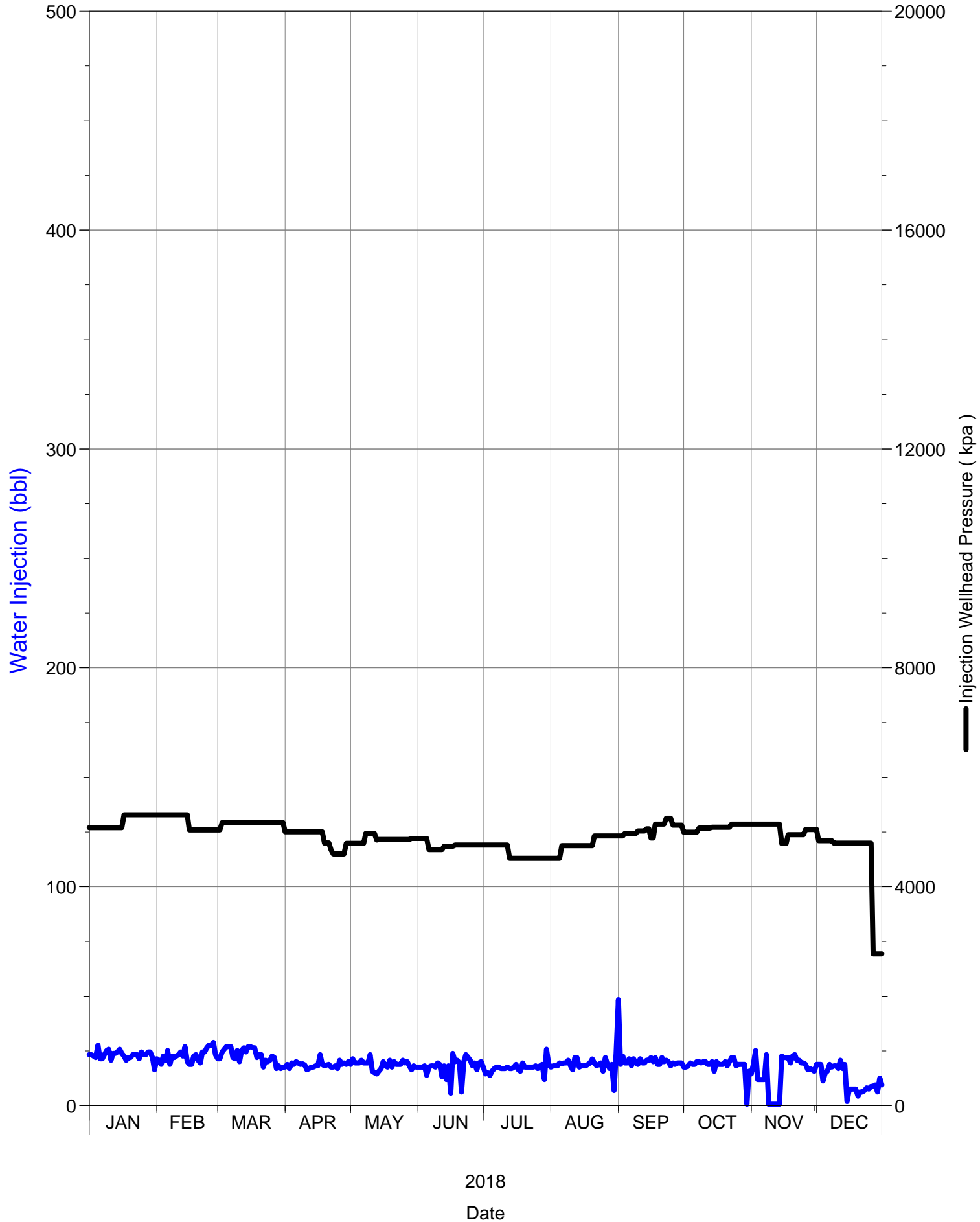
SPU 1



Daily Injection Rate and Pressure

B0/11-09-002-29W1/0

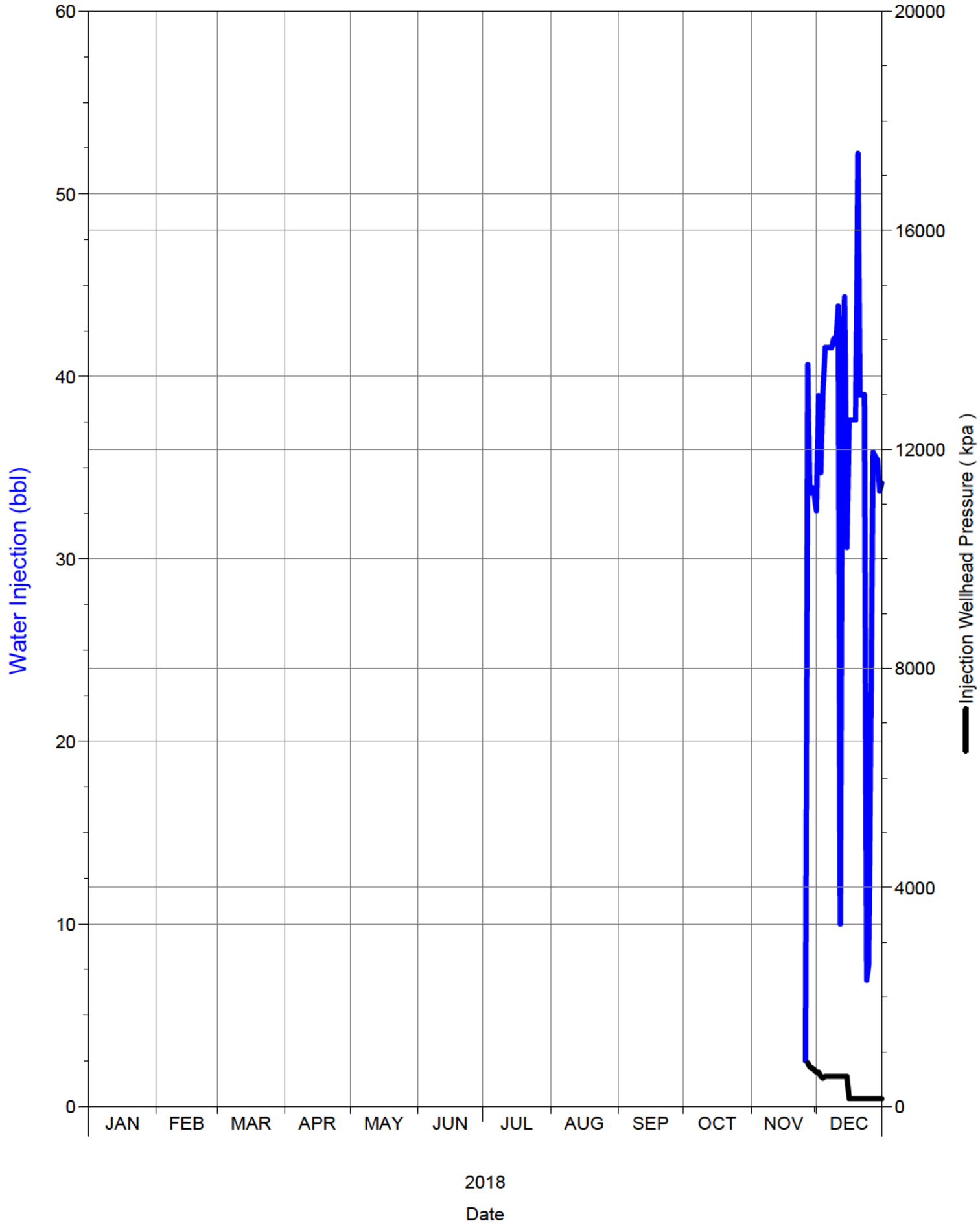
SPU 1



Daily Injection Rate and Pressure

B0/11-16-002-29W1/0

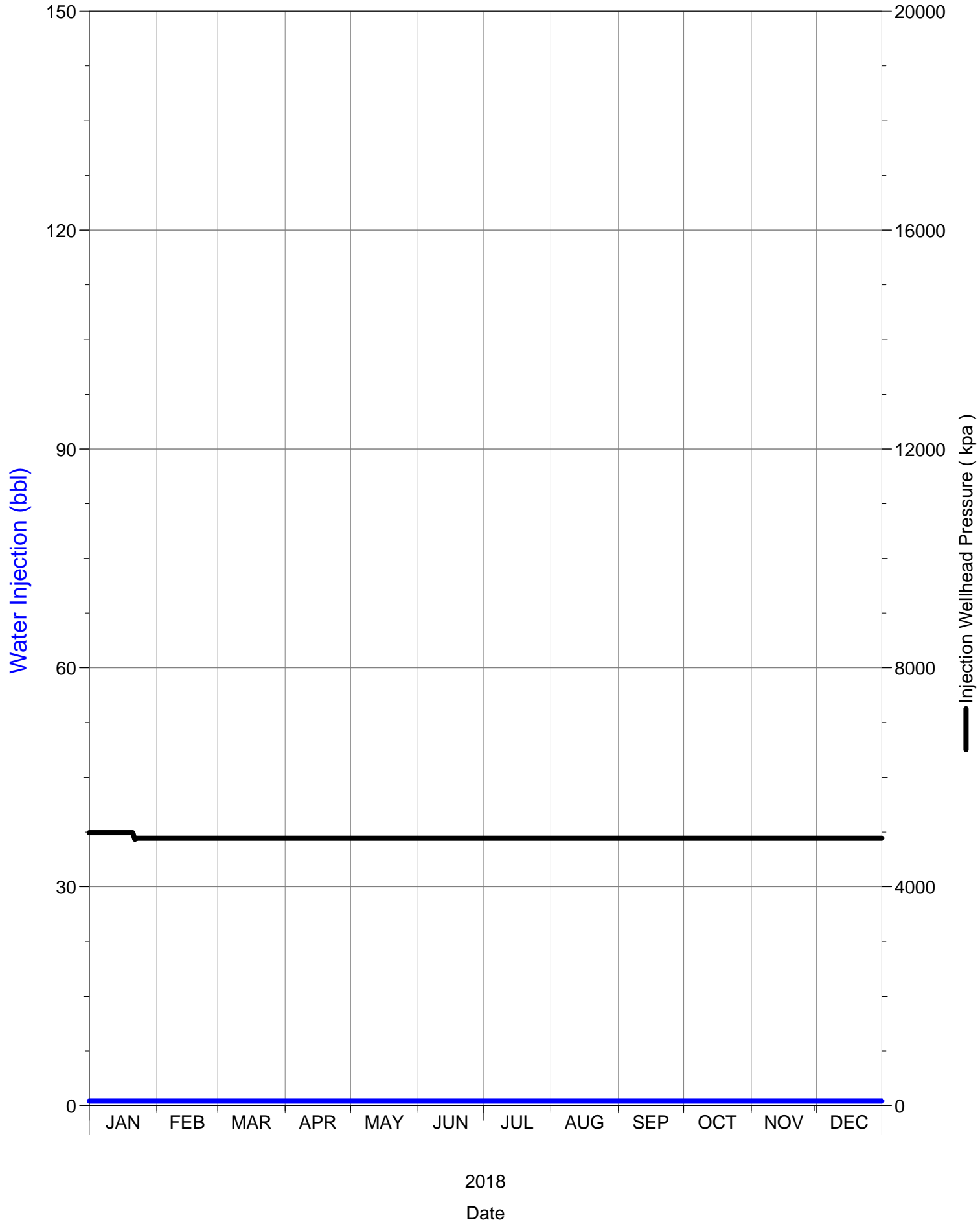
SPU 1



Daily Injection Rate and Pressure

B0/12-17-002-29W1/0

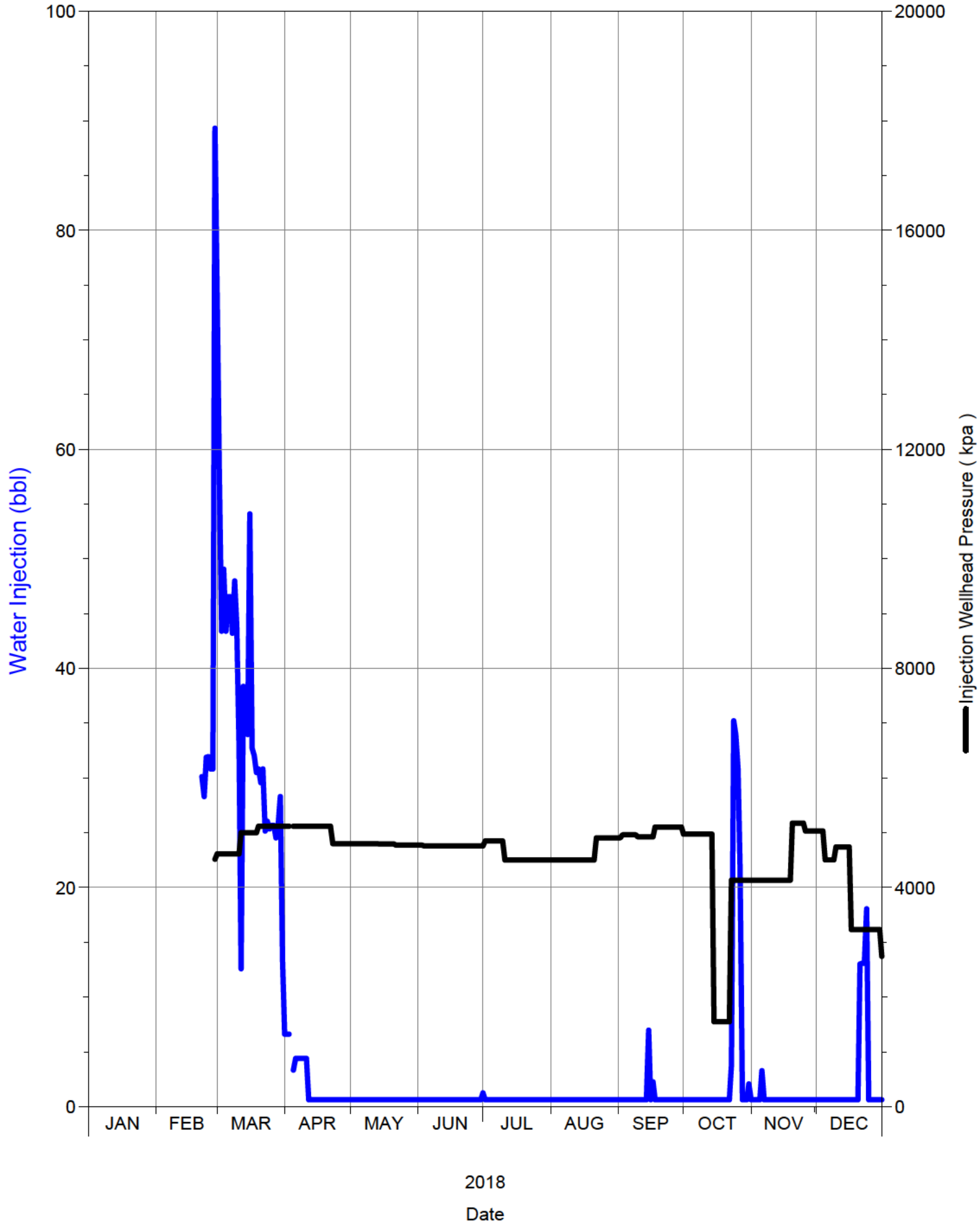
SPU 1



Daily Injection Rate and Pressure

B0/13-04-002-29W1/0

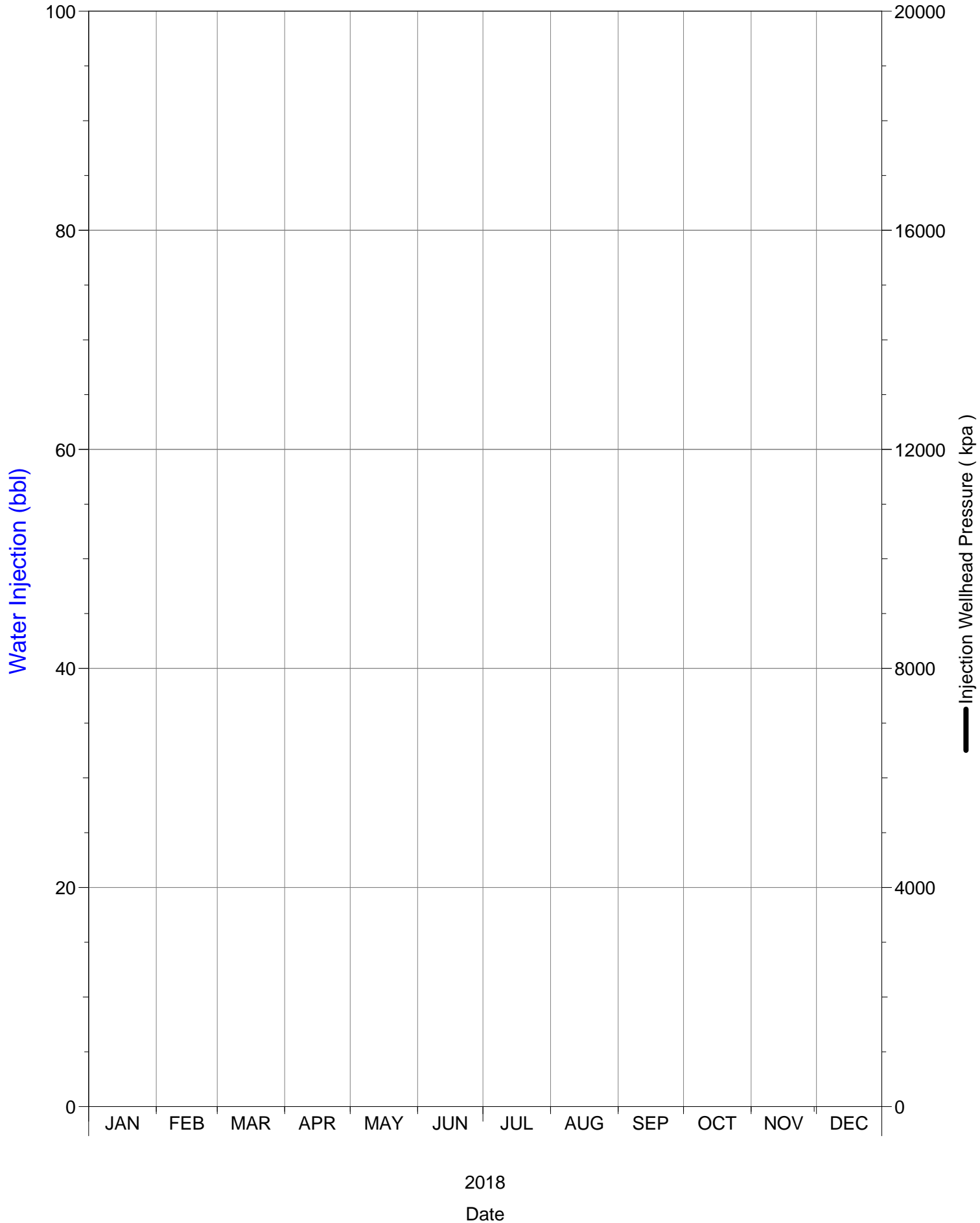
SPU 1



Daily Injection Rate and Pressure

B0/13-09-002-29W1/0

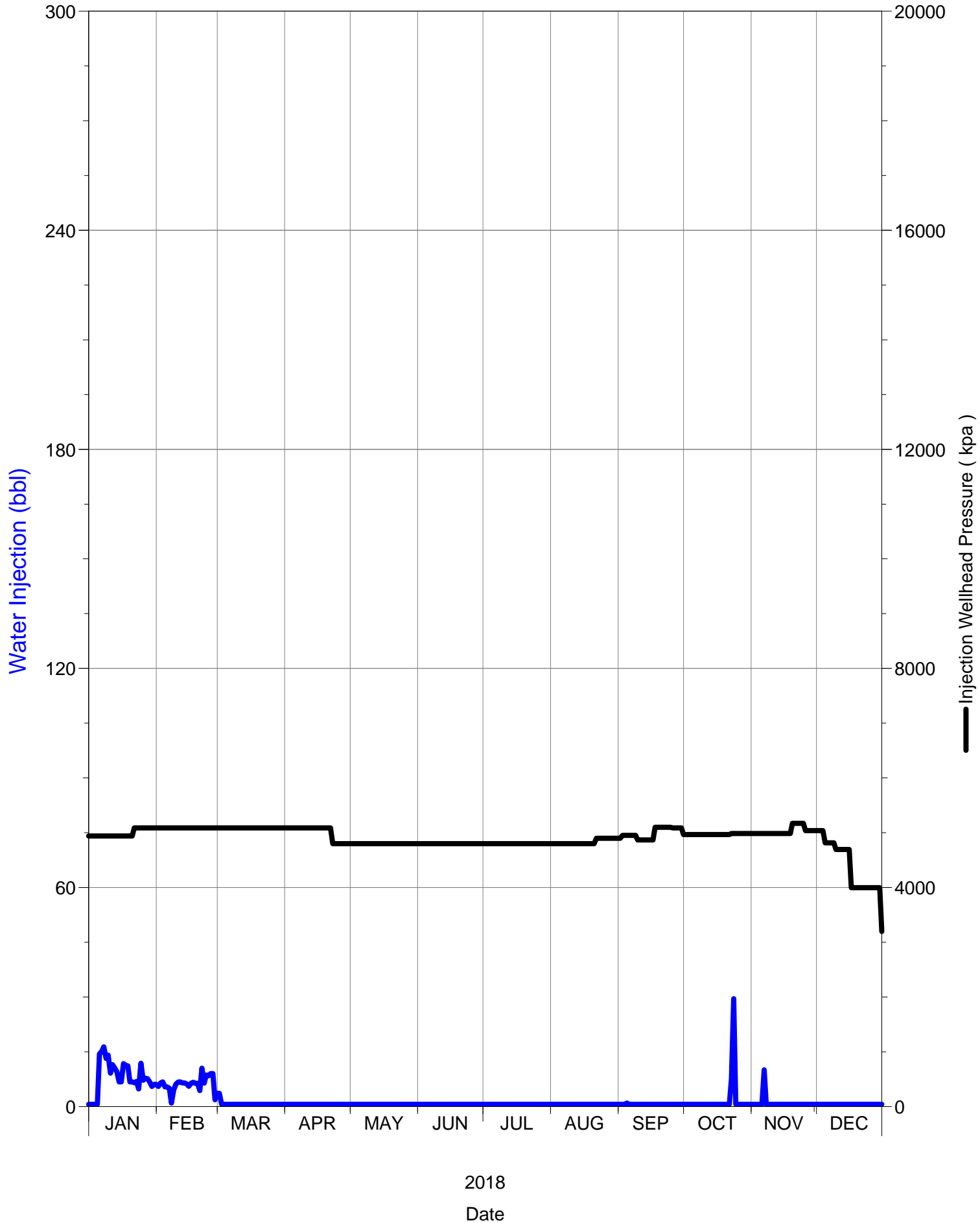
SPU 1



Daily Injection Rate and Pressure

B0/14-04-002-29W1/0

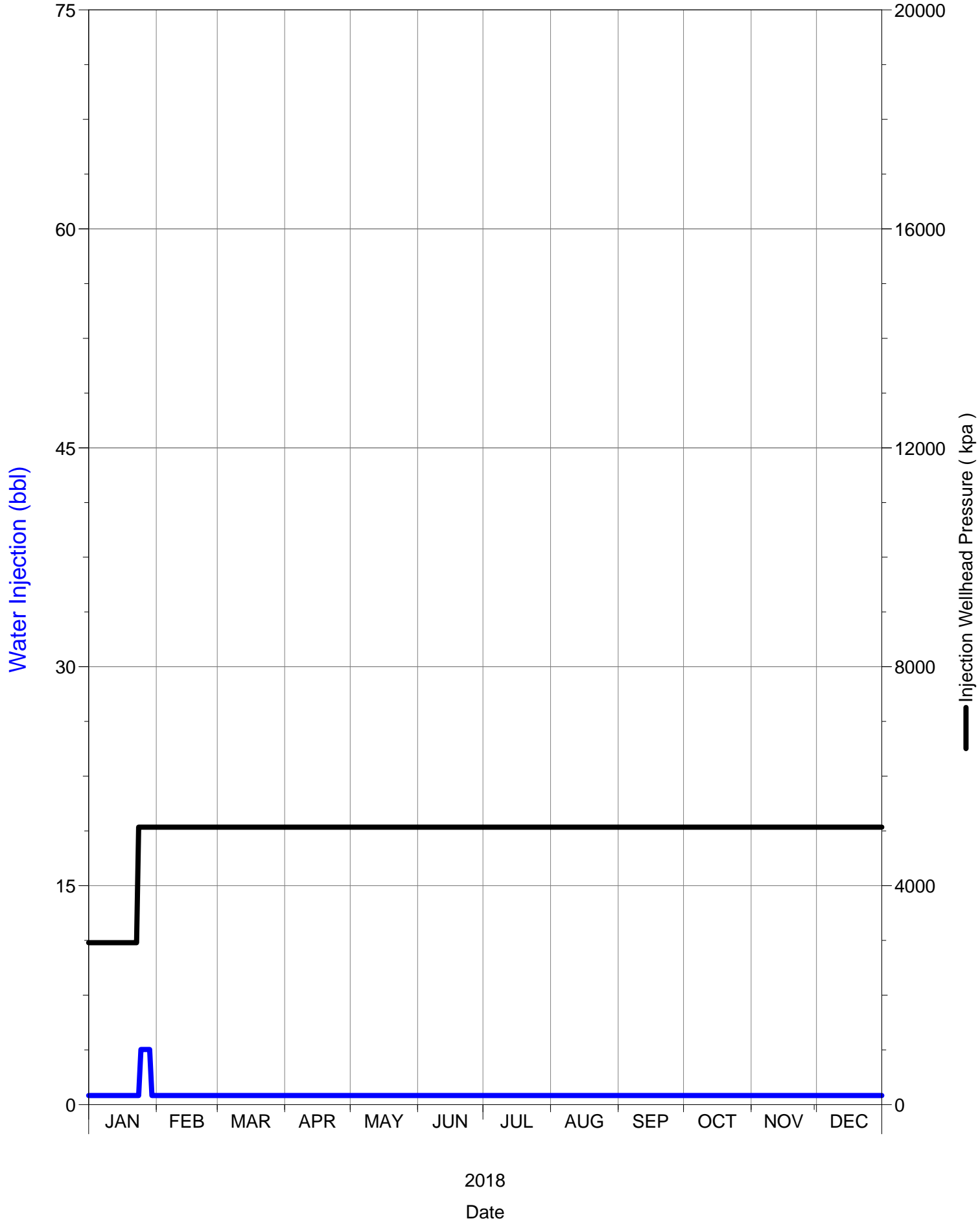
SPU 1



Daily Injection Rate and Pressure

B0/14-08-002-29W1/0

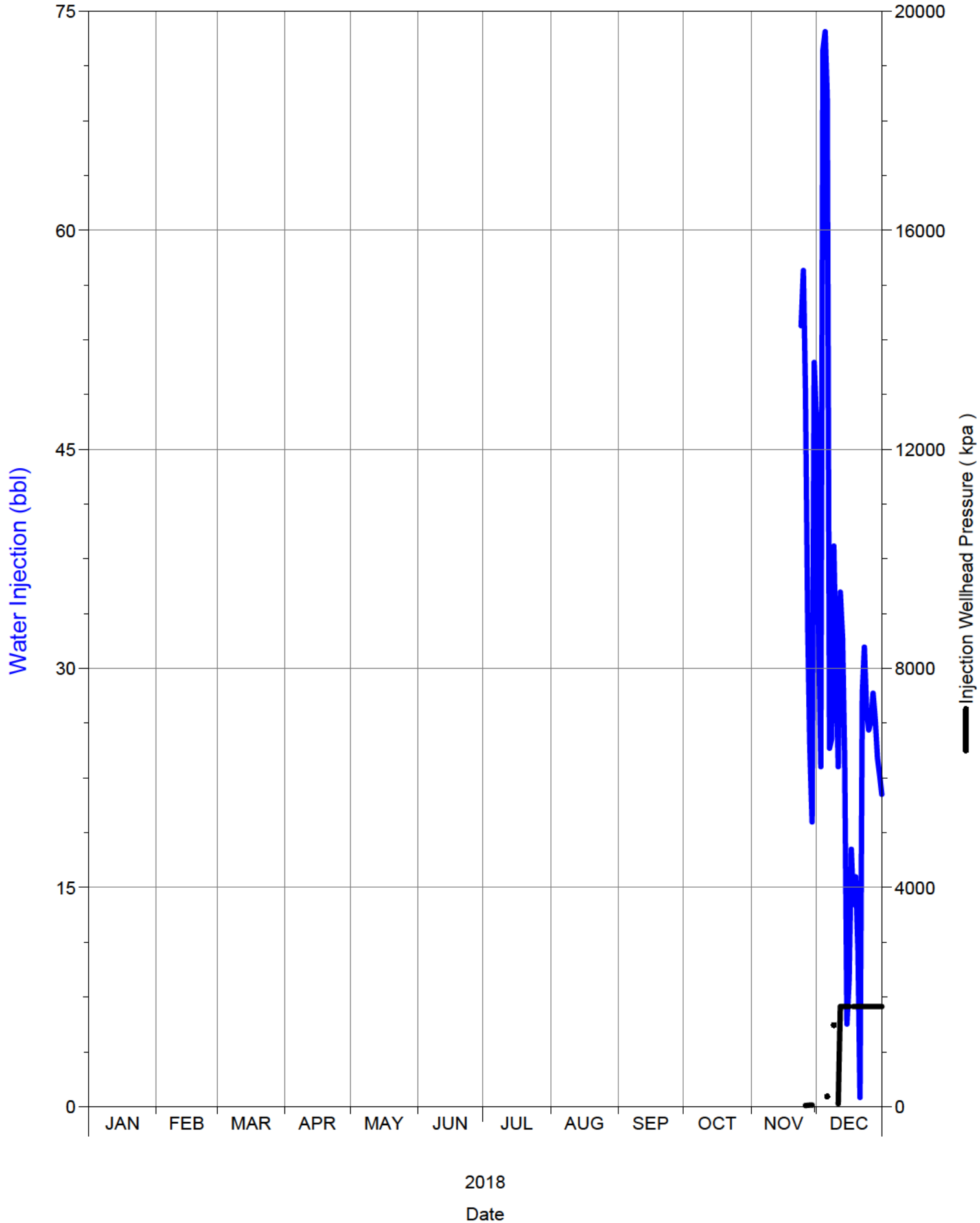
SPU 1



Daily Injection Rate and Pressure

B0/15-16-002-29W1/0

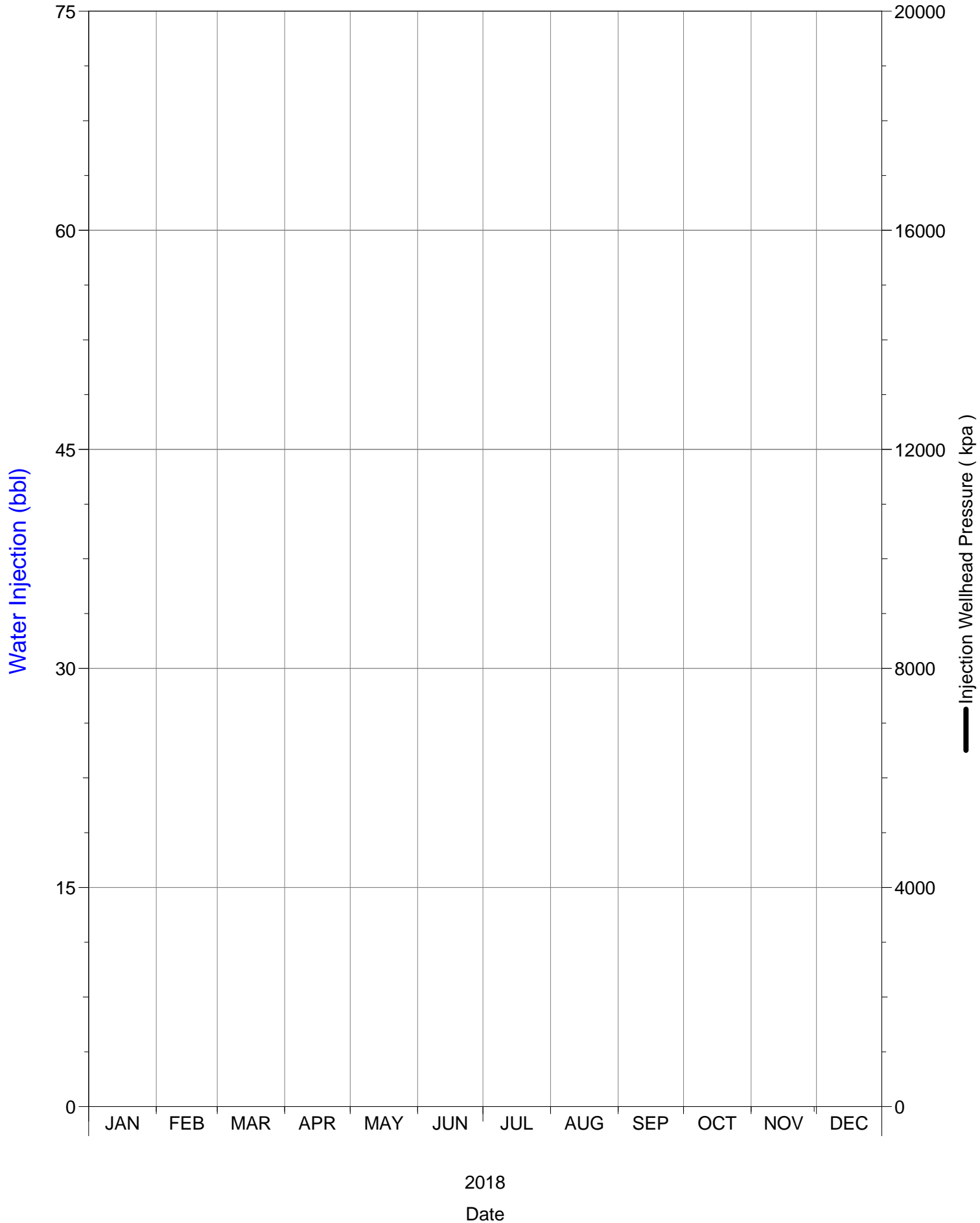
SPU 1



Daily Injection Rate and Pressure

B0/15-17-002-29W1/0

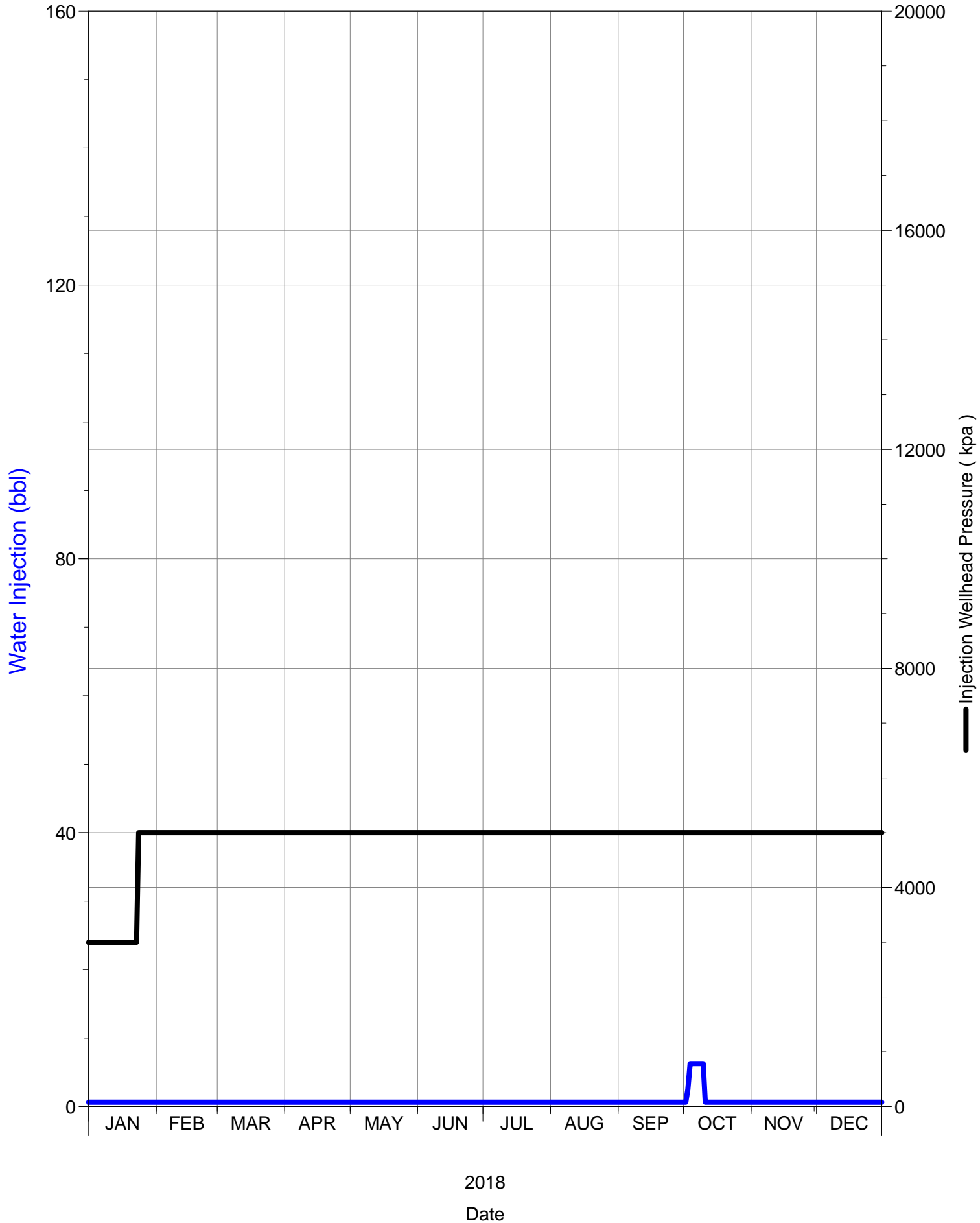
SPU 1



Daily Injection Rate and Pressure

B0/16-17-002-29W1/0

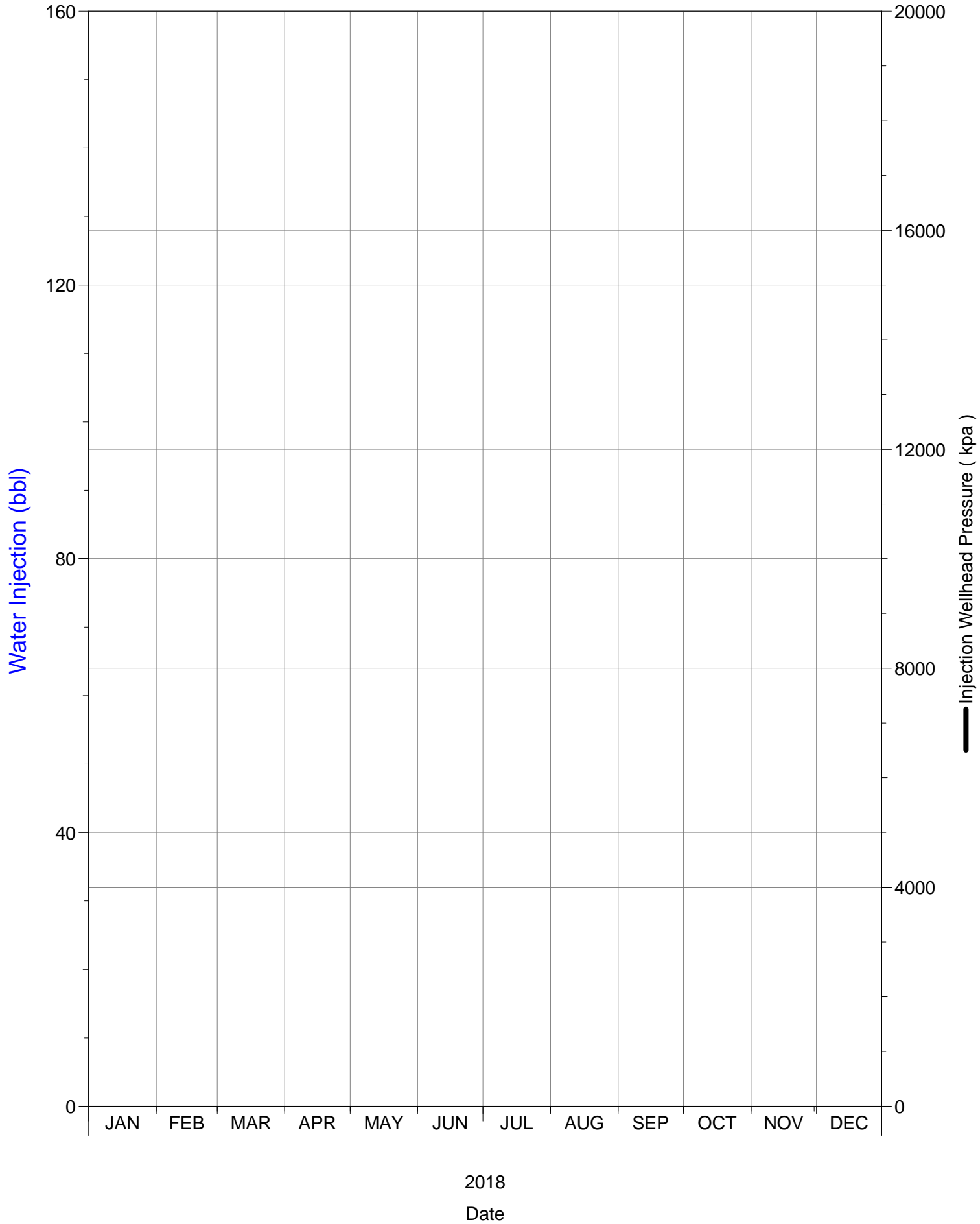
SPU 1



Daily Injection Rate and Pressure

C0/04-09-002-29W1/0

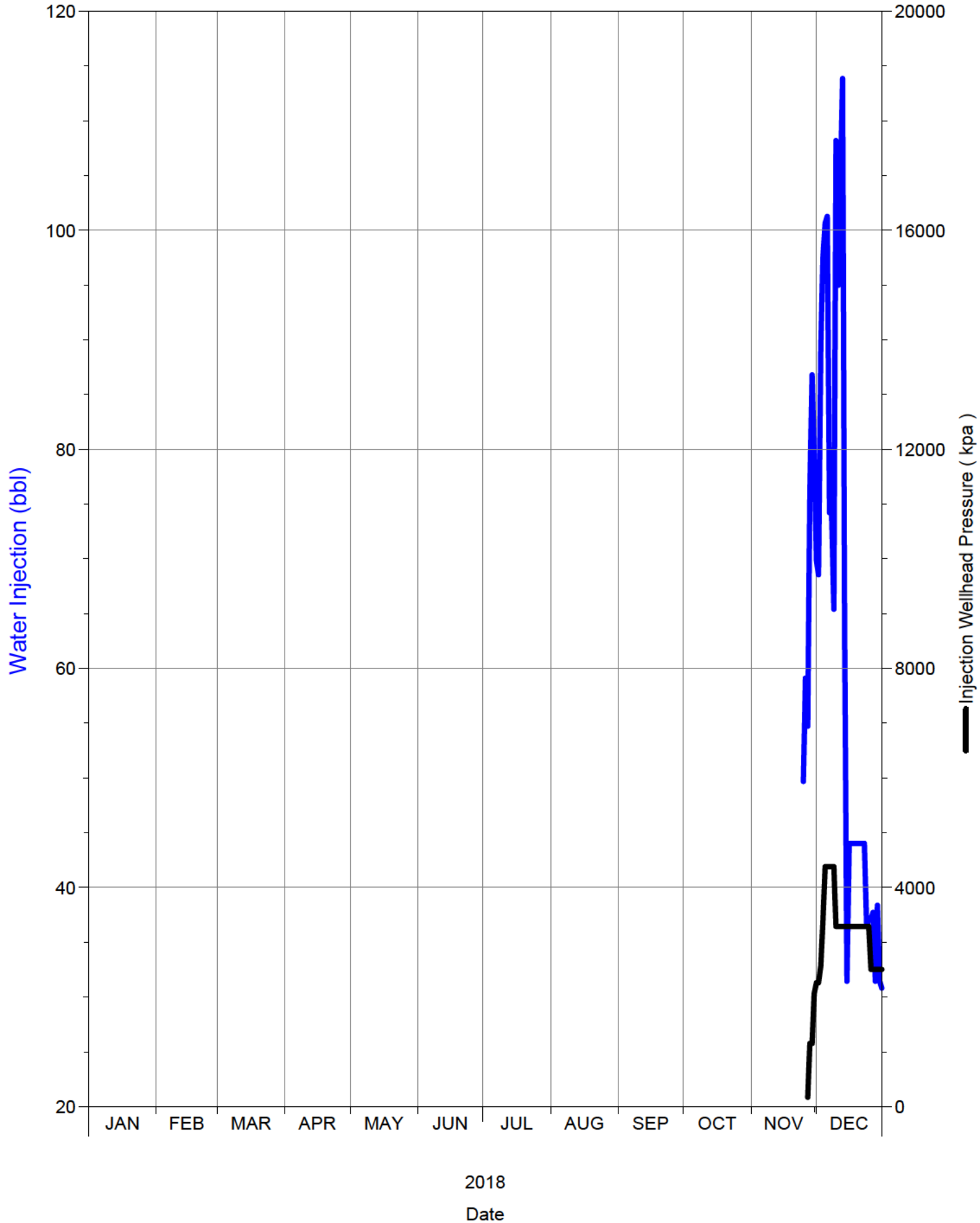
SPU 1



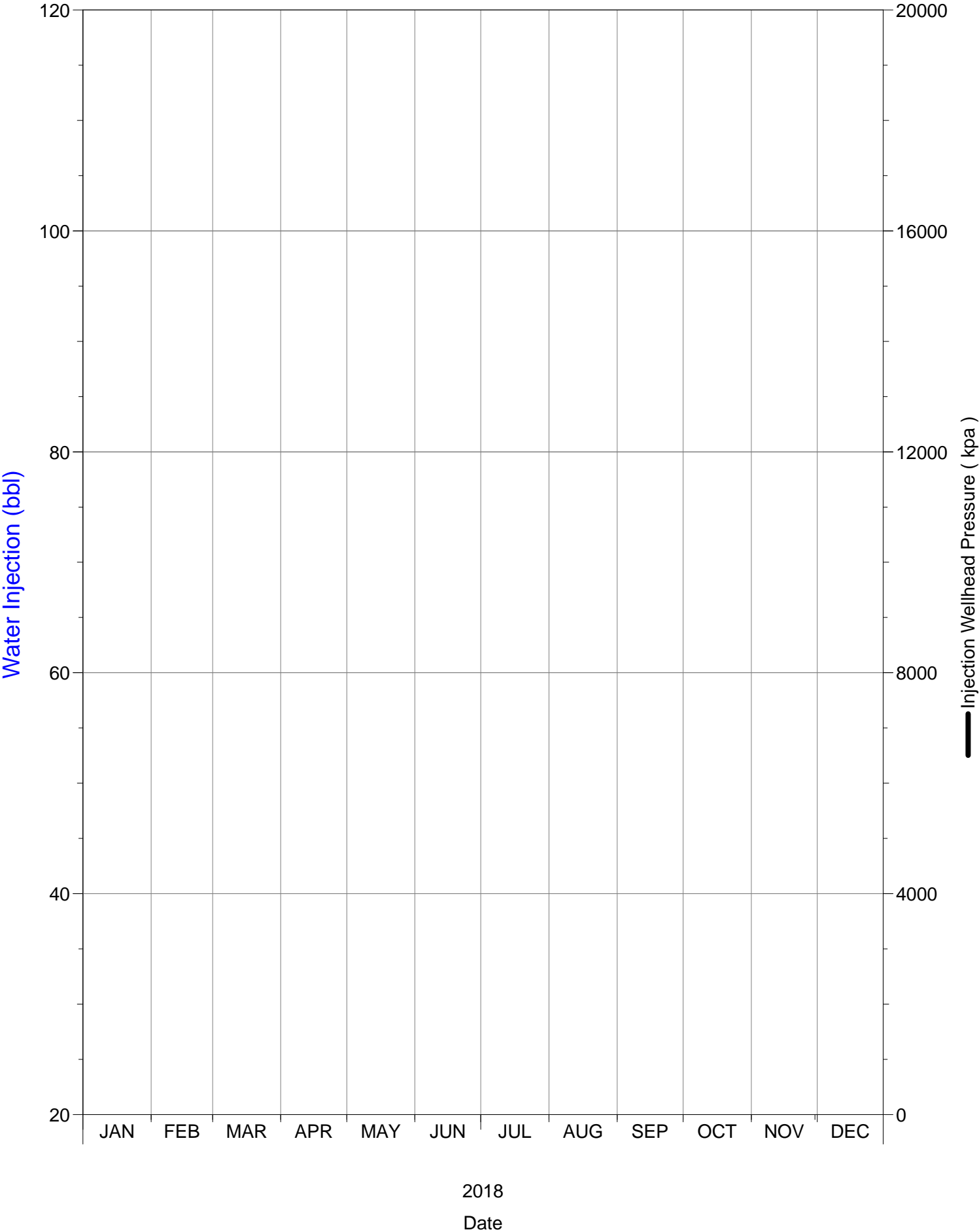
Daily Injection Rate and Pressure

C0/04-16-002-29W1/0

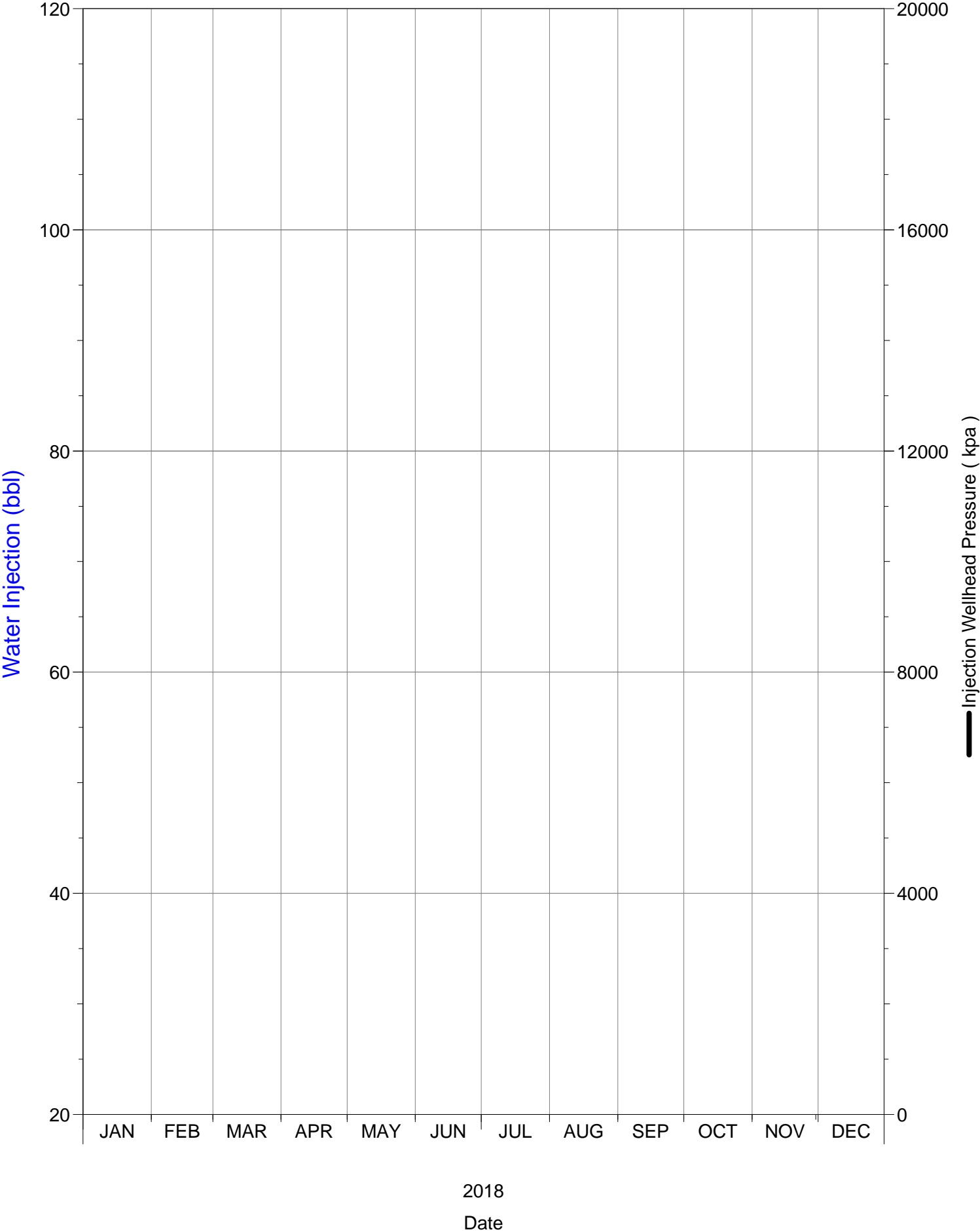
SPU 1



Daily Injection Rate and Pressure
C0/04-17-002-29W1/0
SPU 1



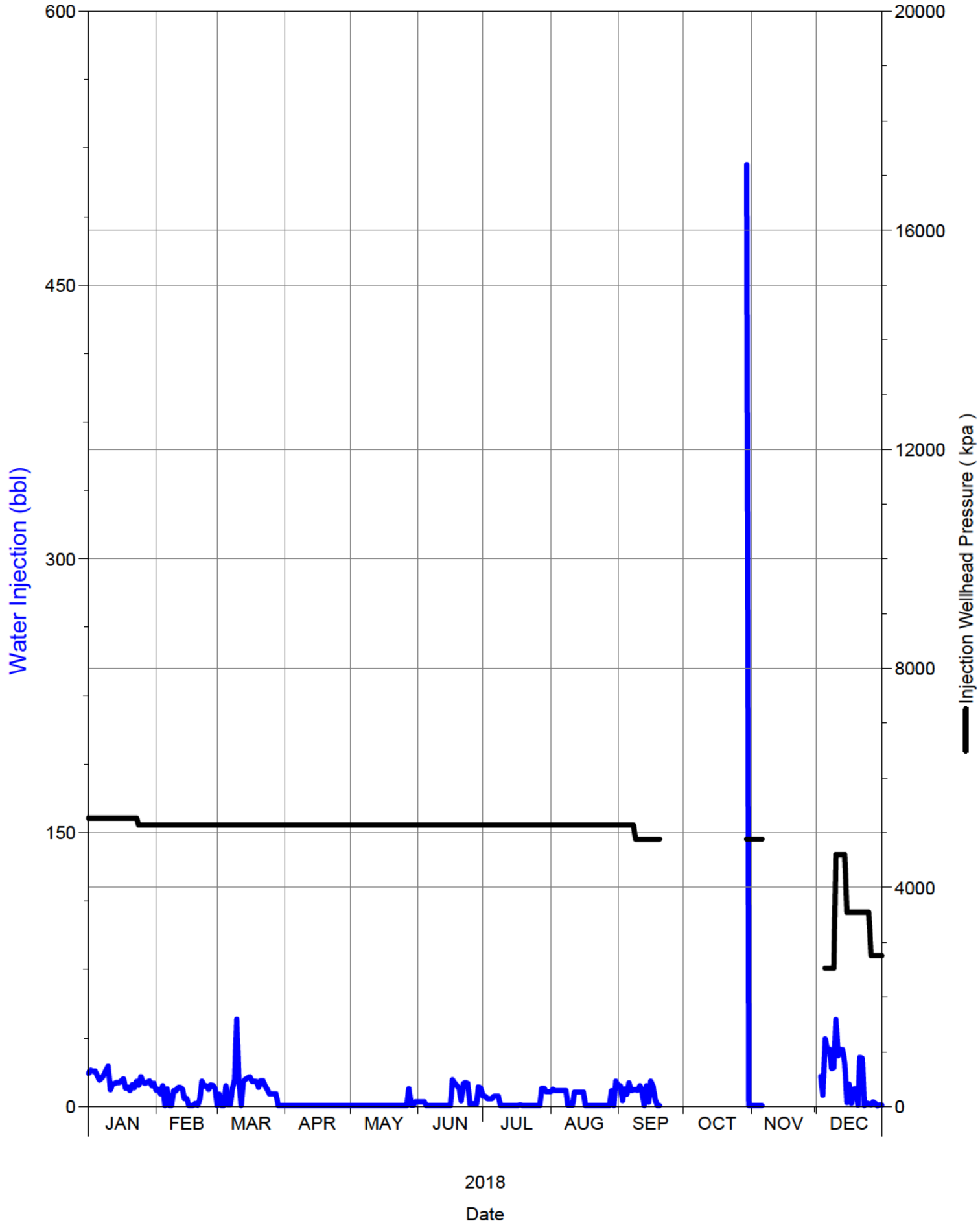
Daily Injection Rate and Pressure
C0/05-09-002-29W1/0
SPU 1



Daily Injection Rate and Pressure

C0/05-16-002-29W1/0

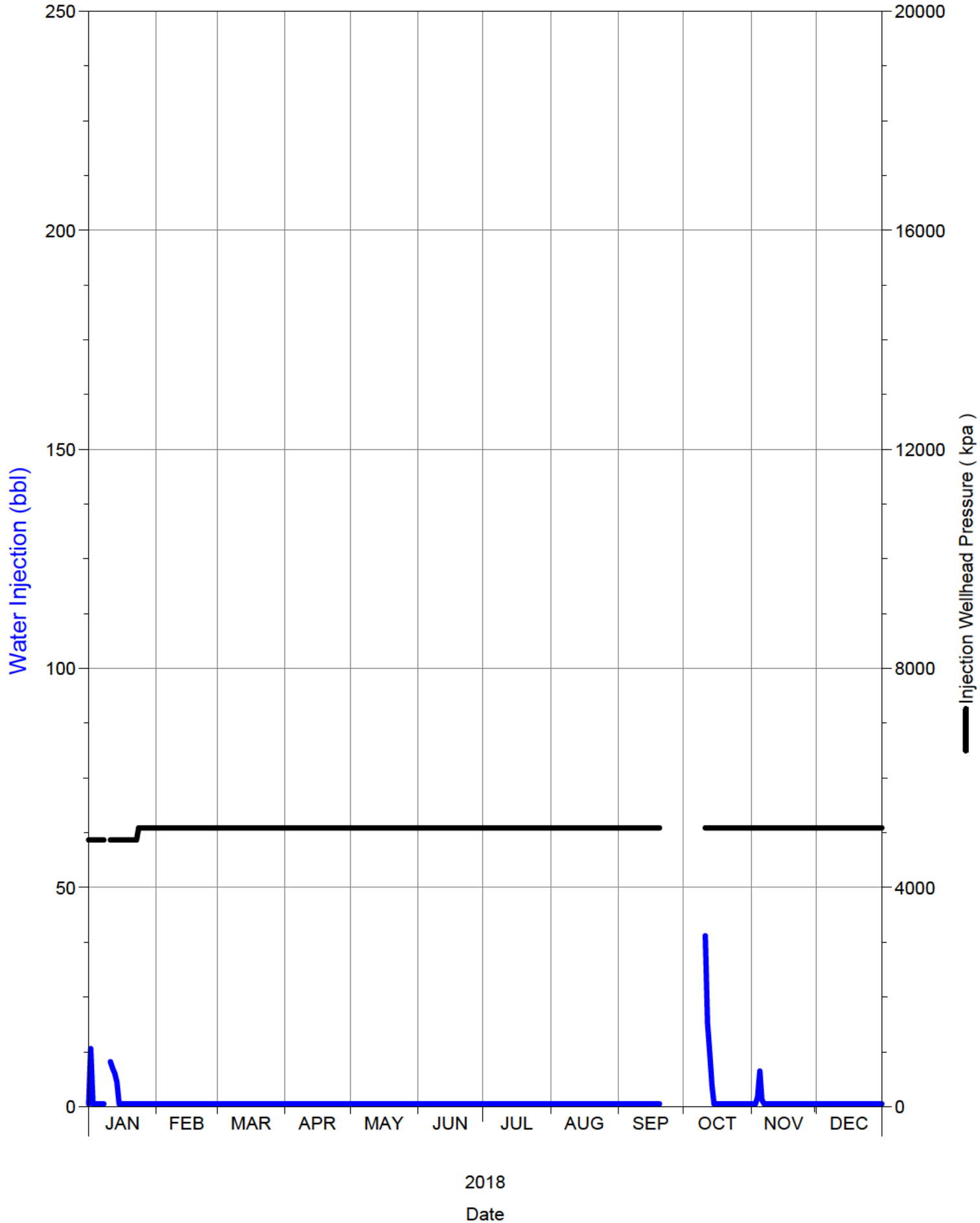
SPU 1



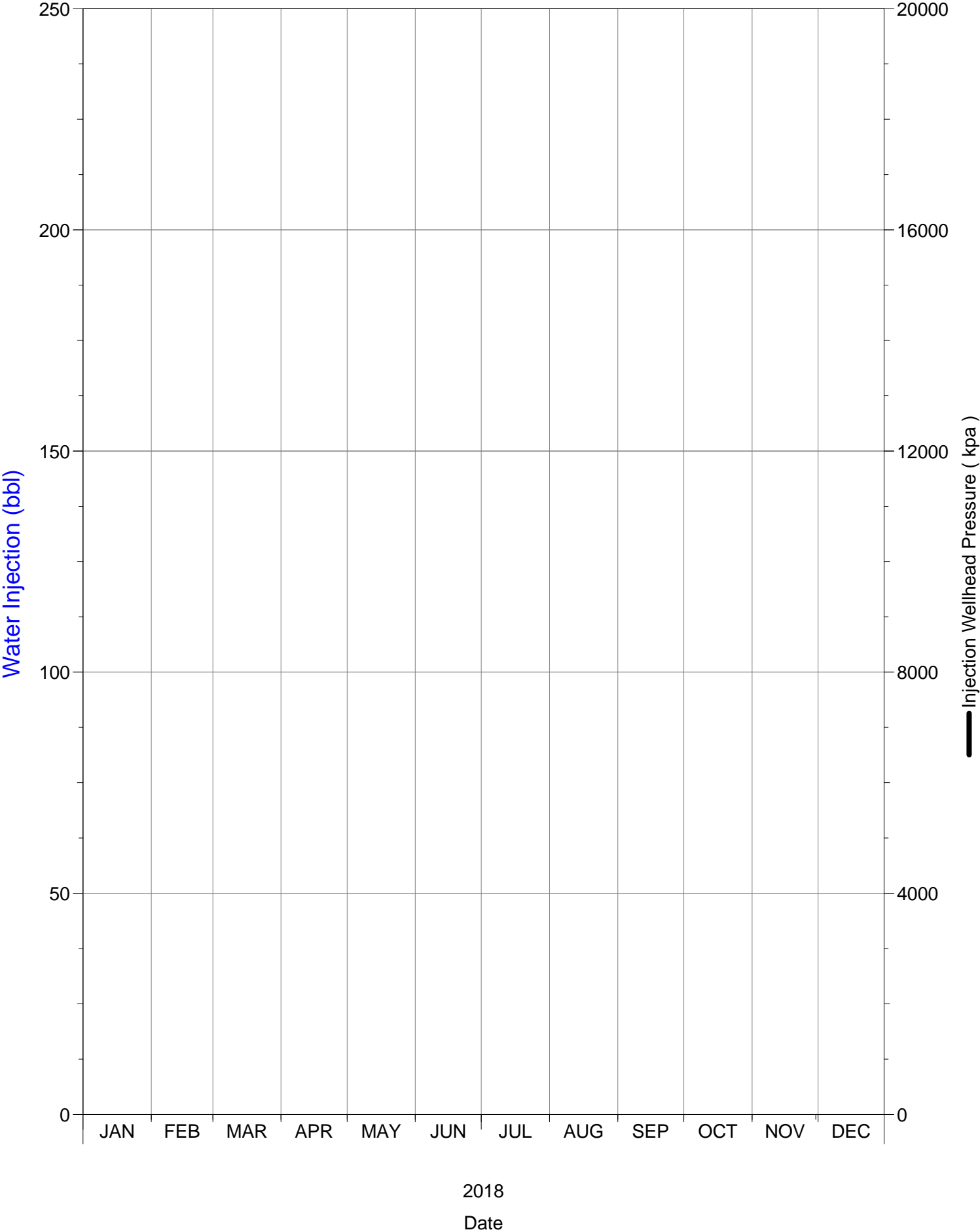
Daily Injection Rate and Pressure

C0/11-16-002-29W1/0

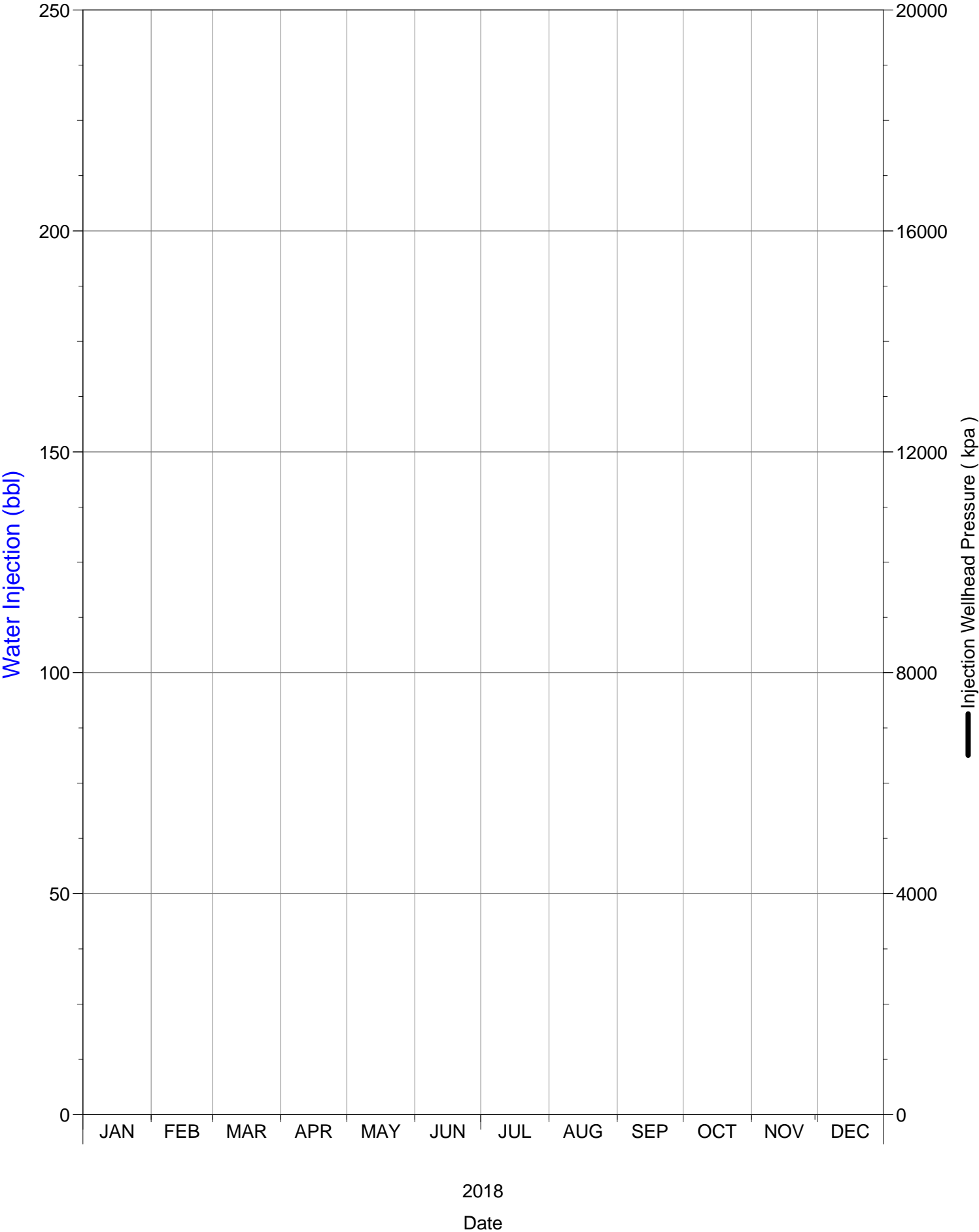
SPU 1



Daily Injection Rate and Pressure
C0/12-16-002-29W1/0
SPU 1



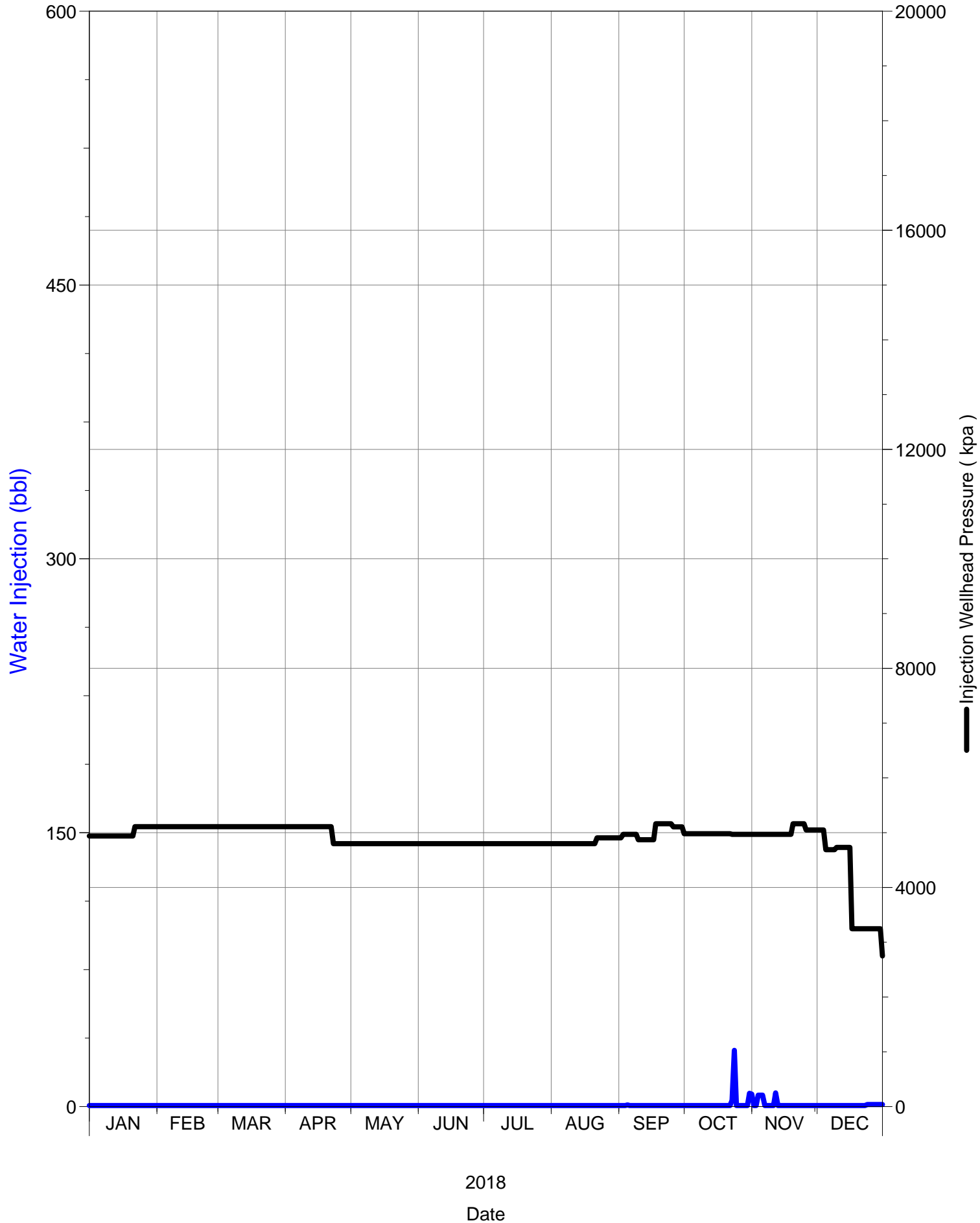
Daily Injection Rate and Pressure
C0/13-09-002-29W1/0
SPU 1



Daily Injection Rate and Pressure

C0/15-04-002-29W1/0

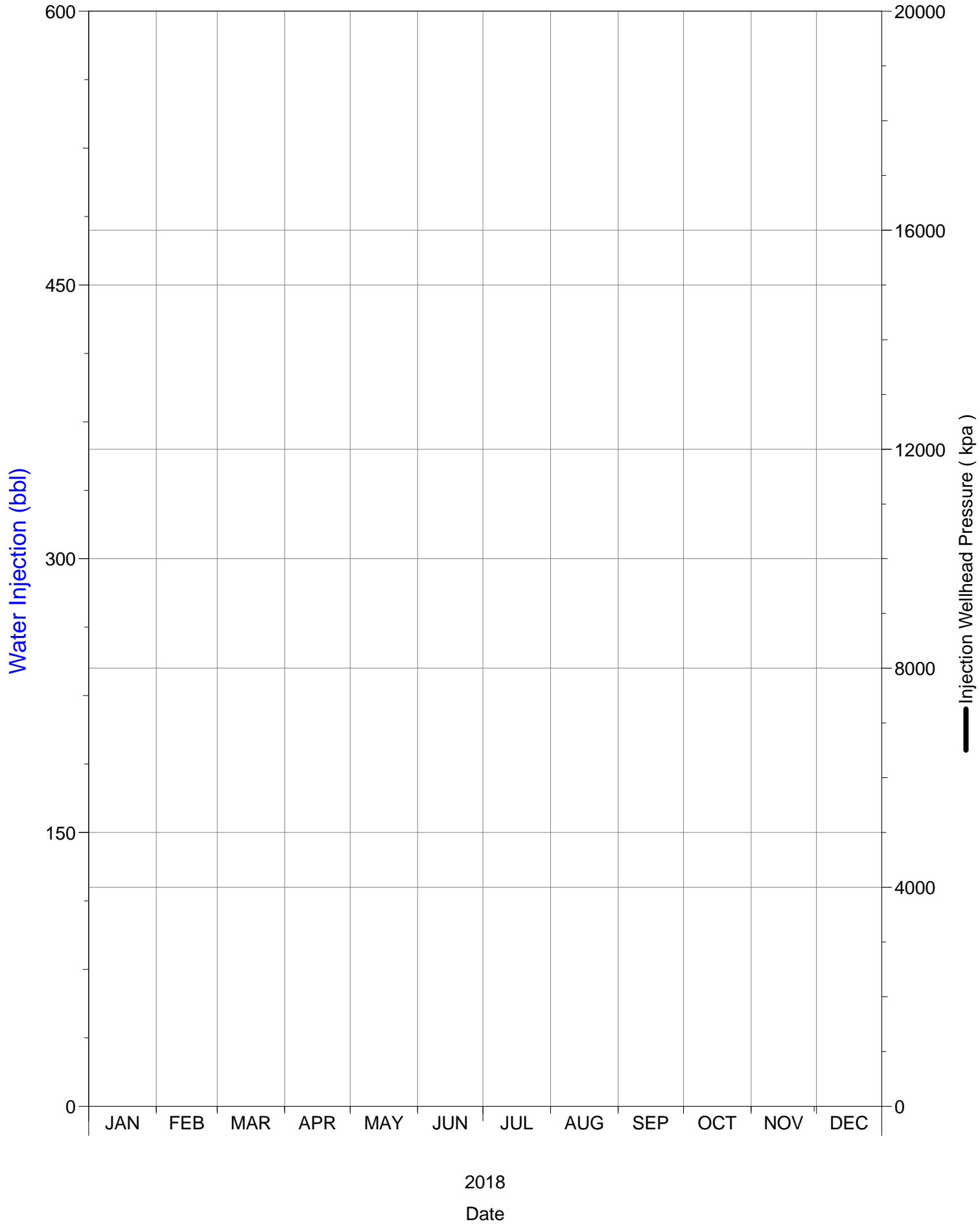
SPU 1



Daily Injection Rate and Pressure

C0/16-09-002-29W1/0

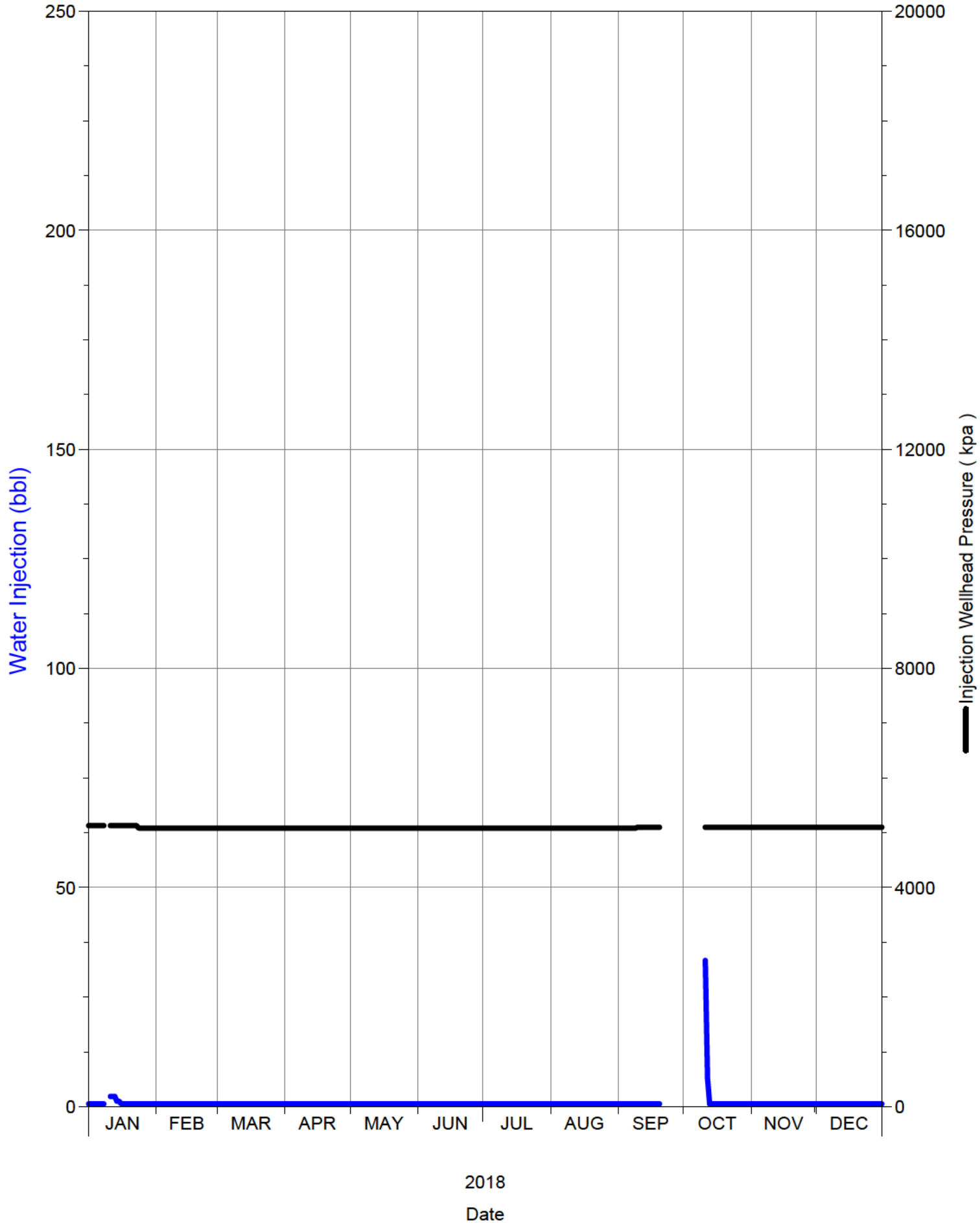
SPU 1



Daily Injection Rate and Pressure

C2/07-16-002-29W1/0

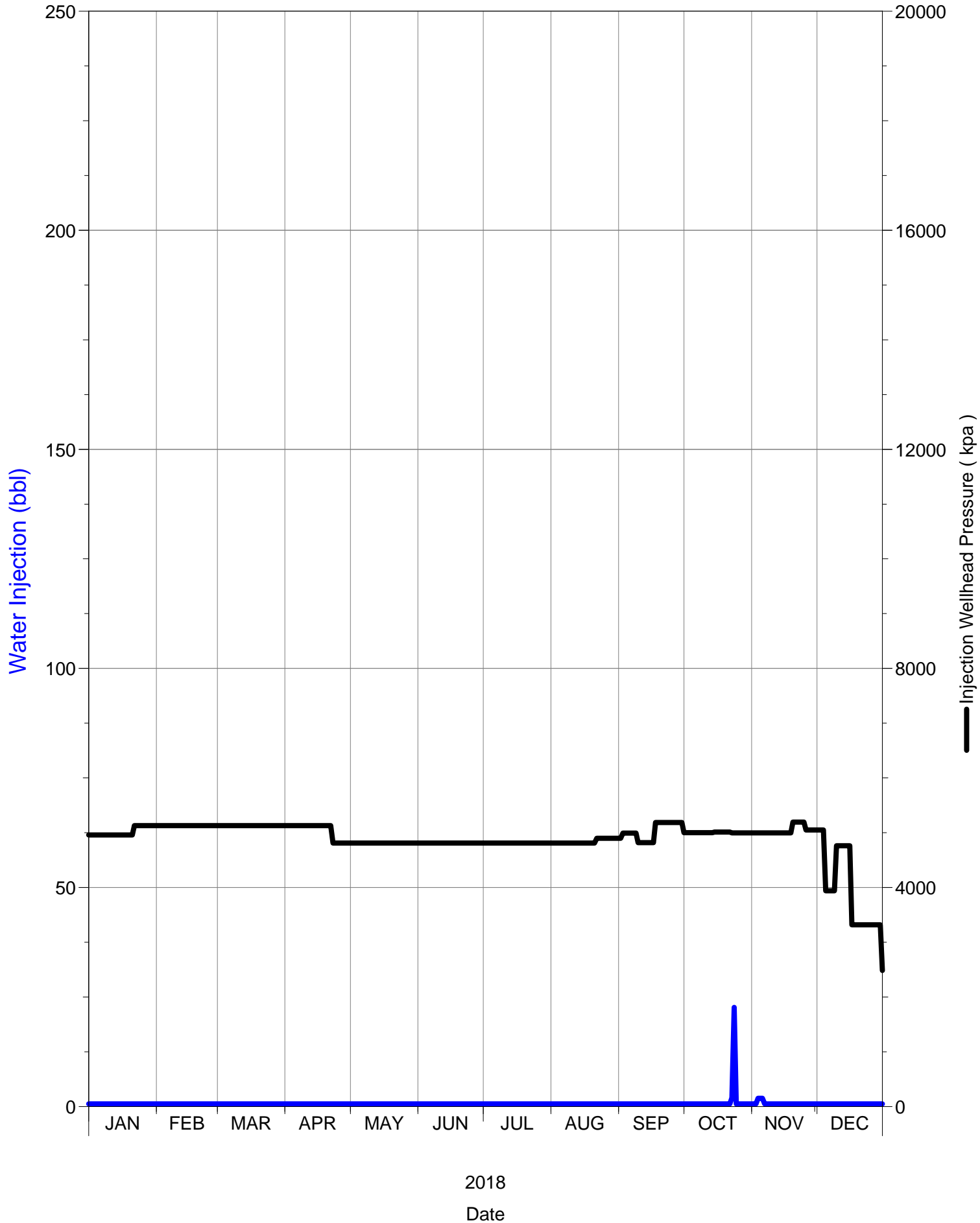
SPU 1



Daily Injection Rate and Pressure

D0/02-09-002-29W1/0

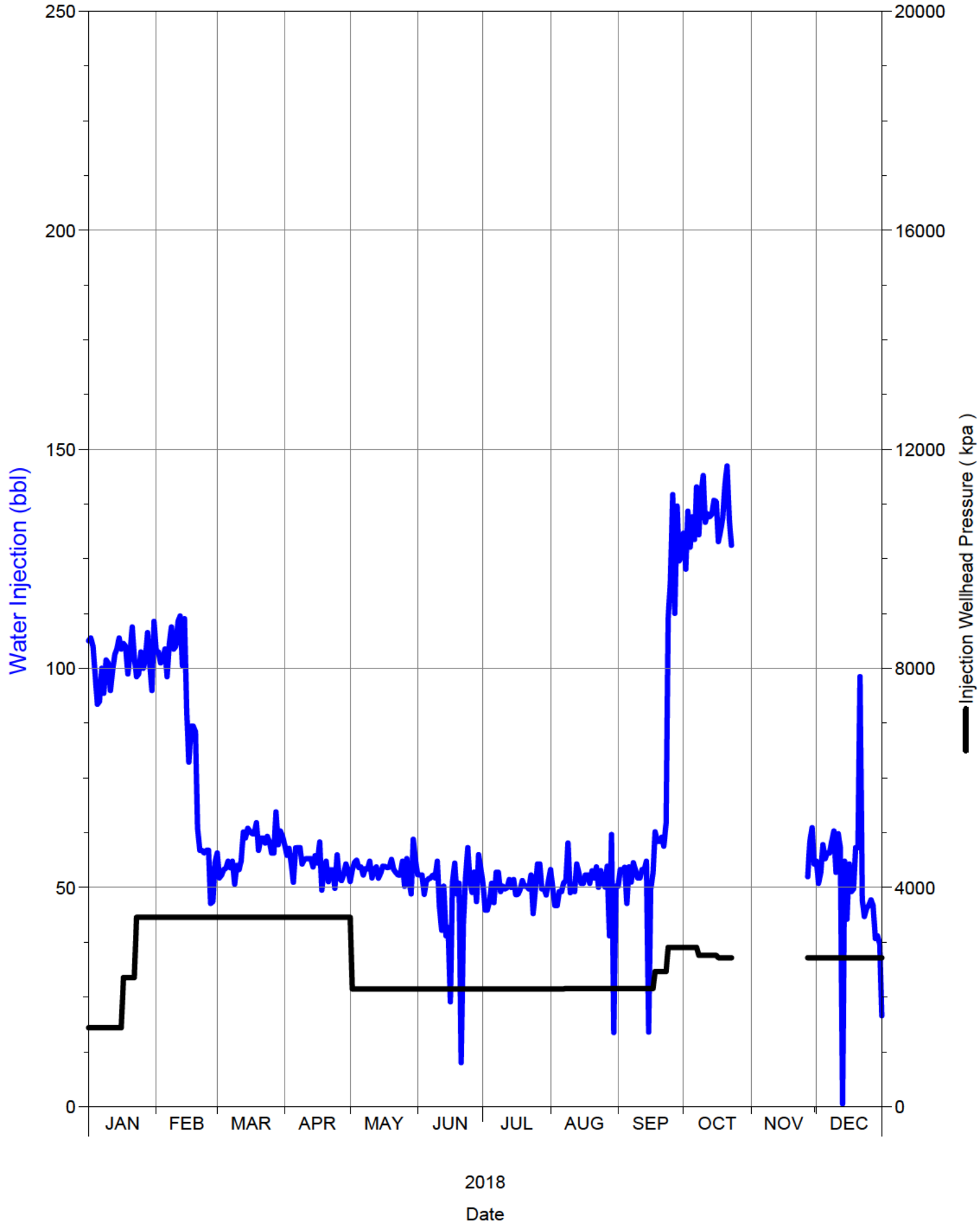
SPU 1



Daily Injection Rate and Pressure

D0/02-17-002-29W1/0

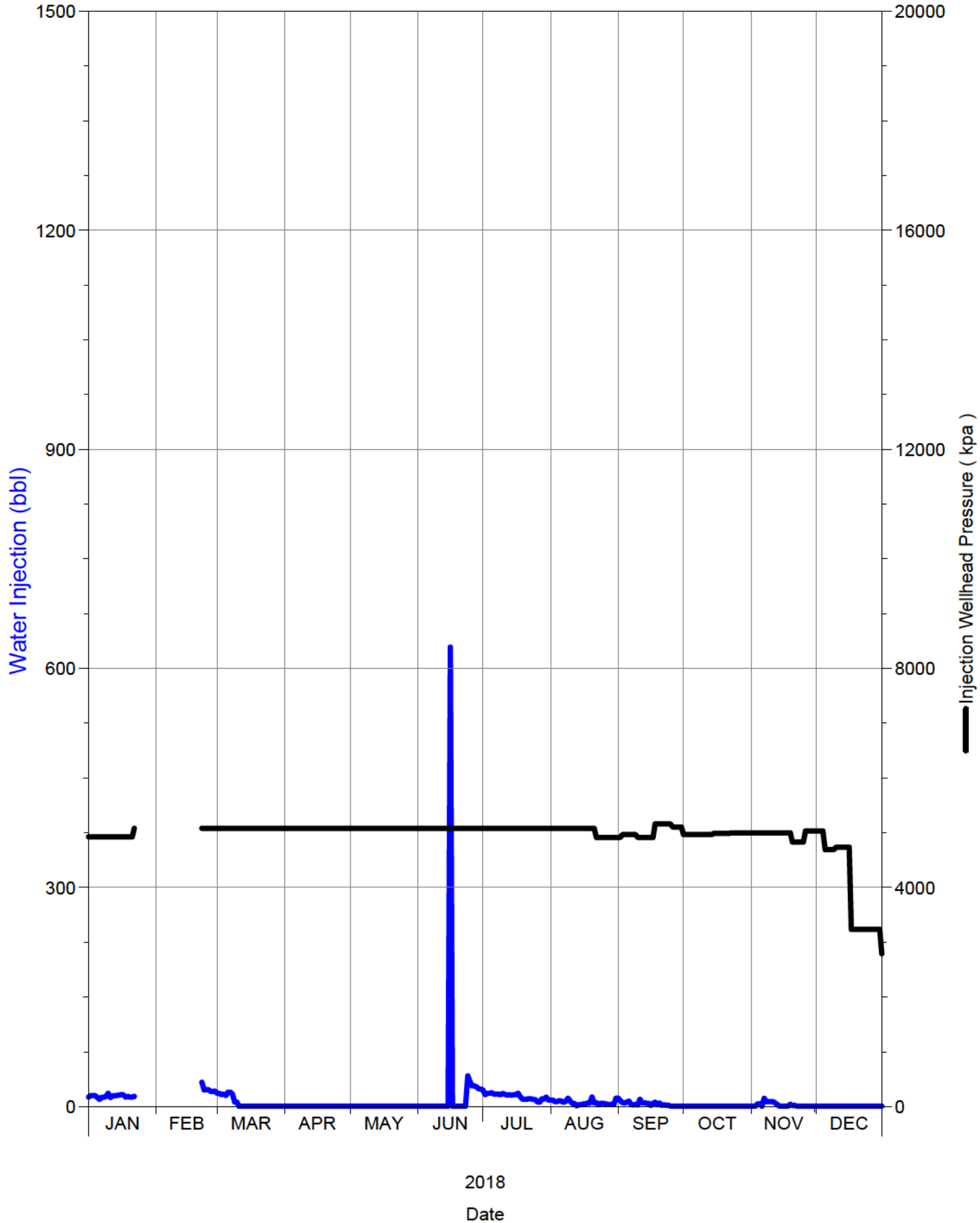
SPU 1



Daily Injection Rate and Pressure

D0/04-09-002-29W1/0

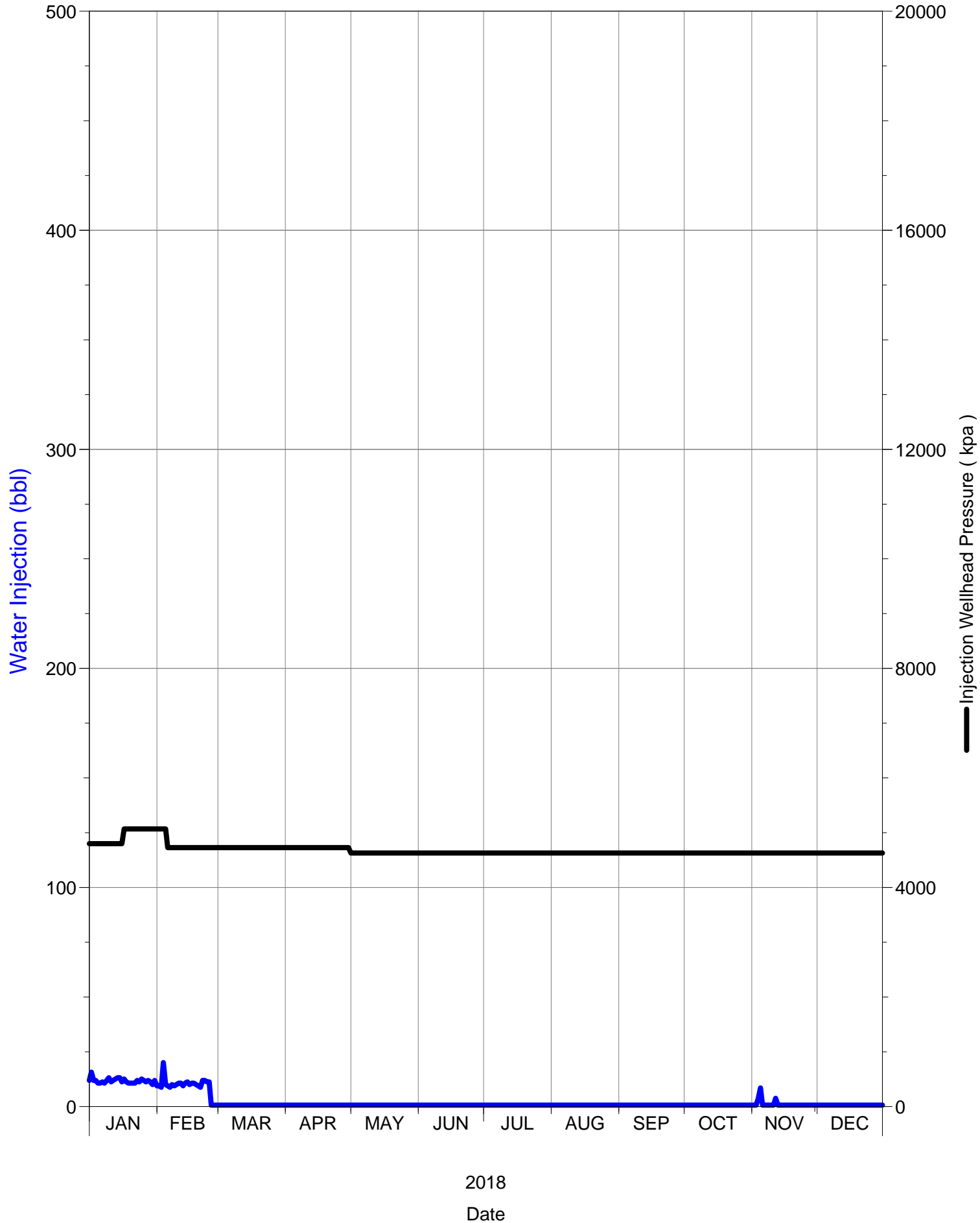
SPU 1



Daily Injection Rate and Pressure

D0/04-17-002-29W1/0

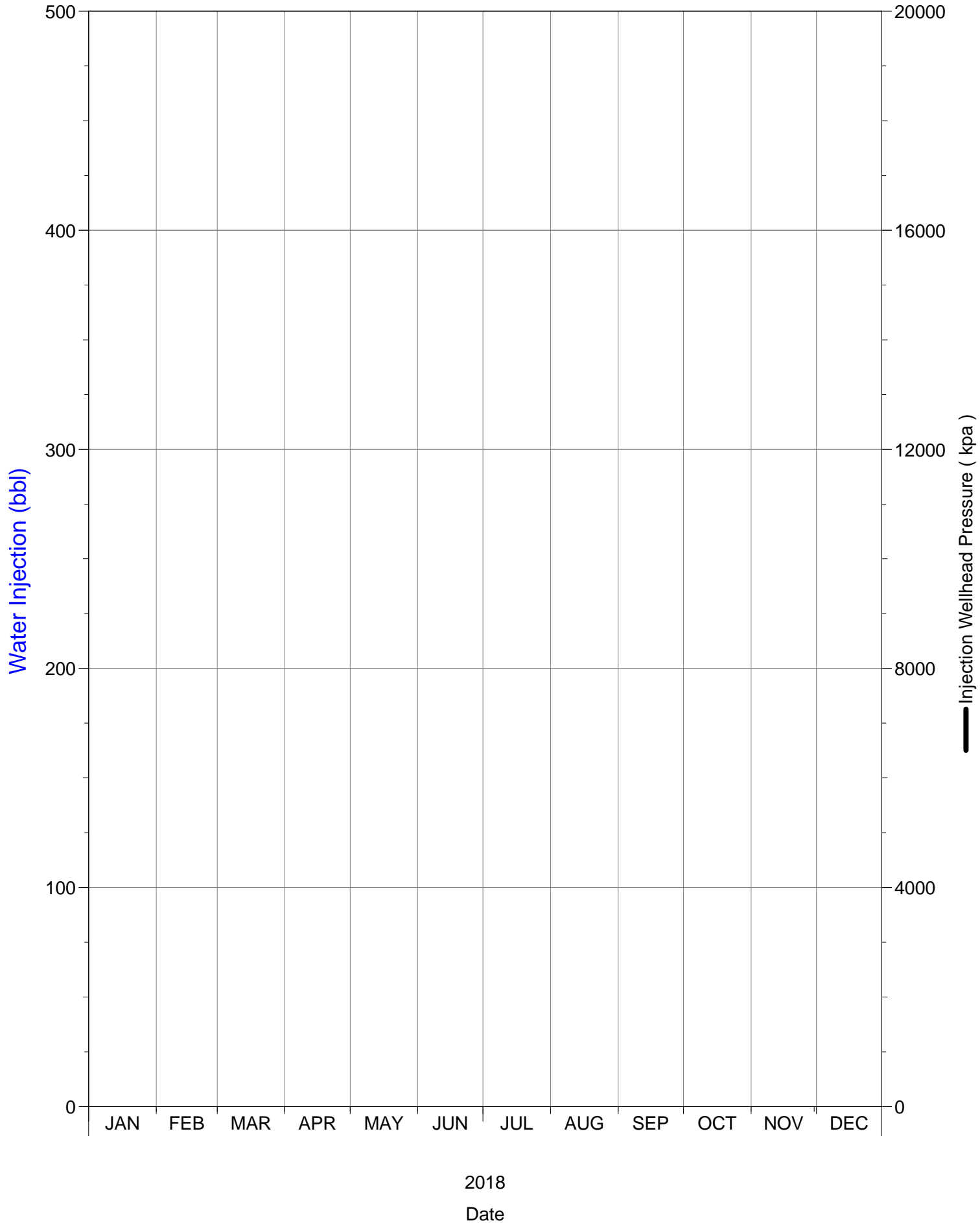
SPU 1



Daily Injection Rate and Pressure

D0/05-17-002-29W1/0

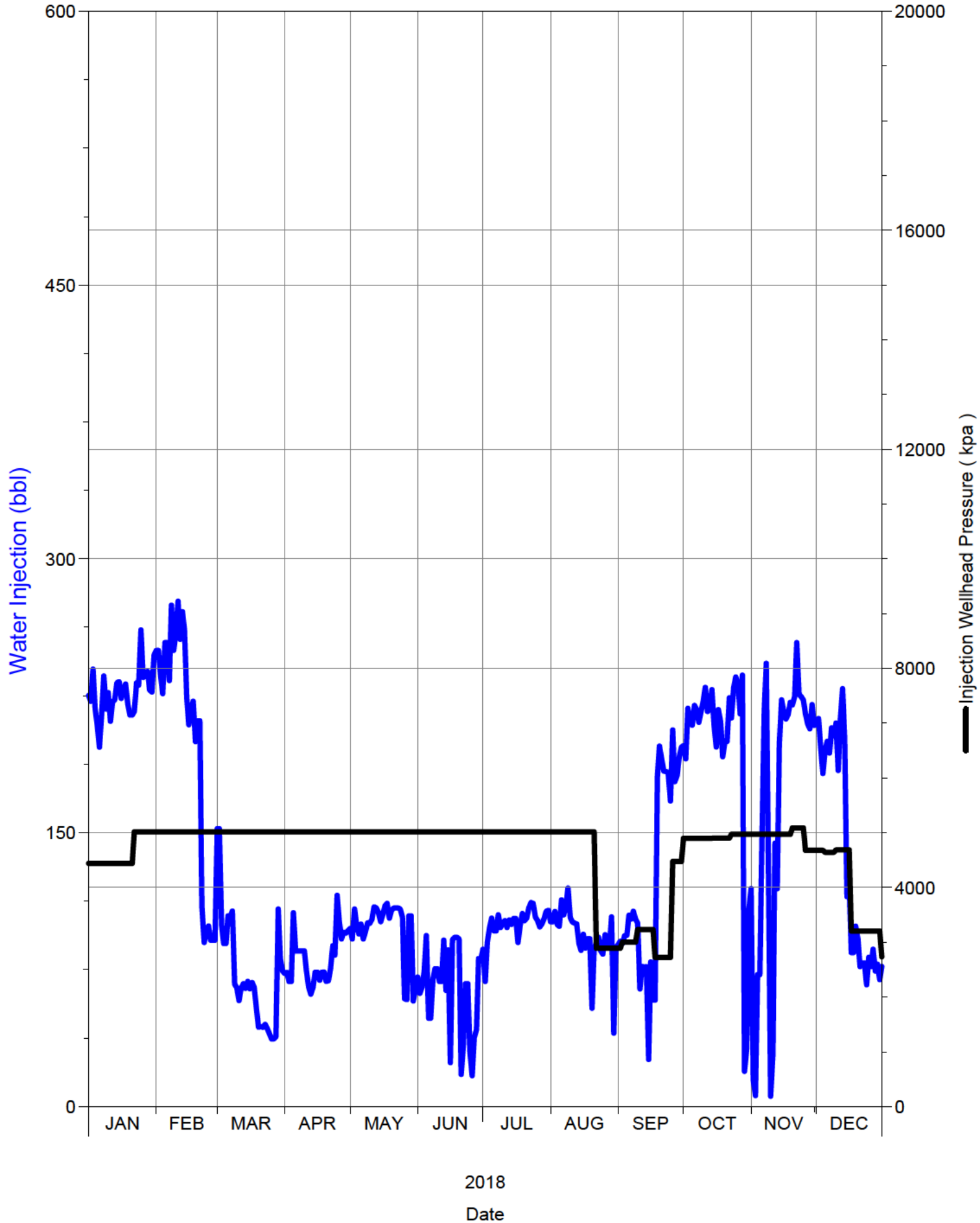
SPU 1



Daily Injection Rate and Pressure

D0/06-09-002-29W1/0

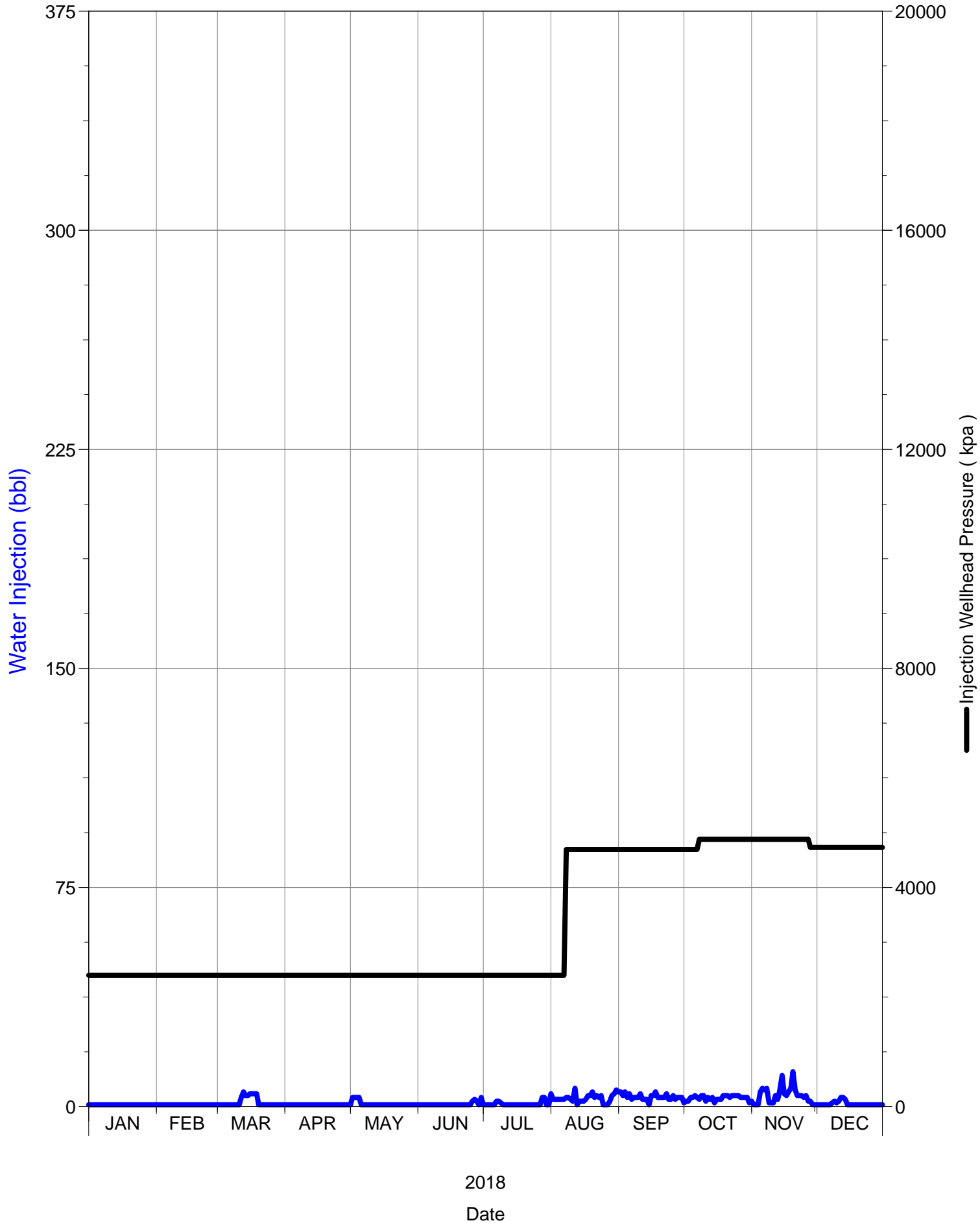
SPU 1



Daily Injection Rate and Pressure

D0/06-17-002-29W1/0

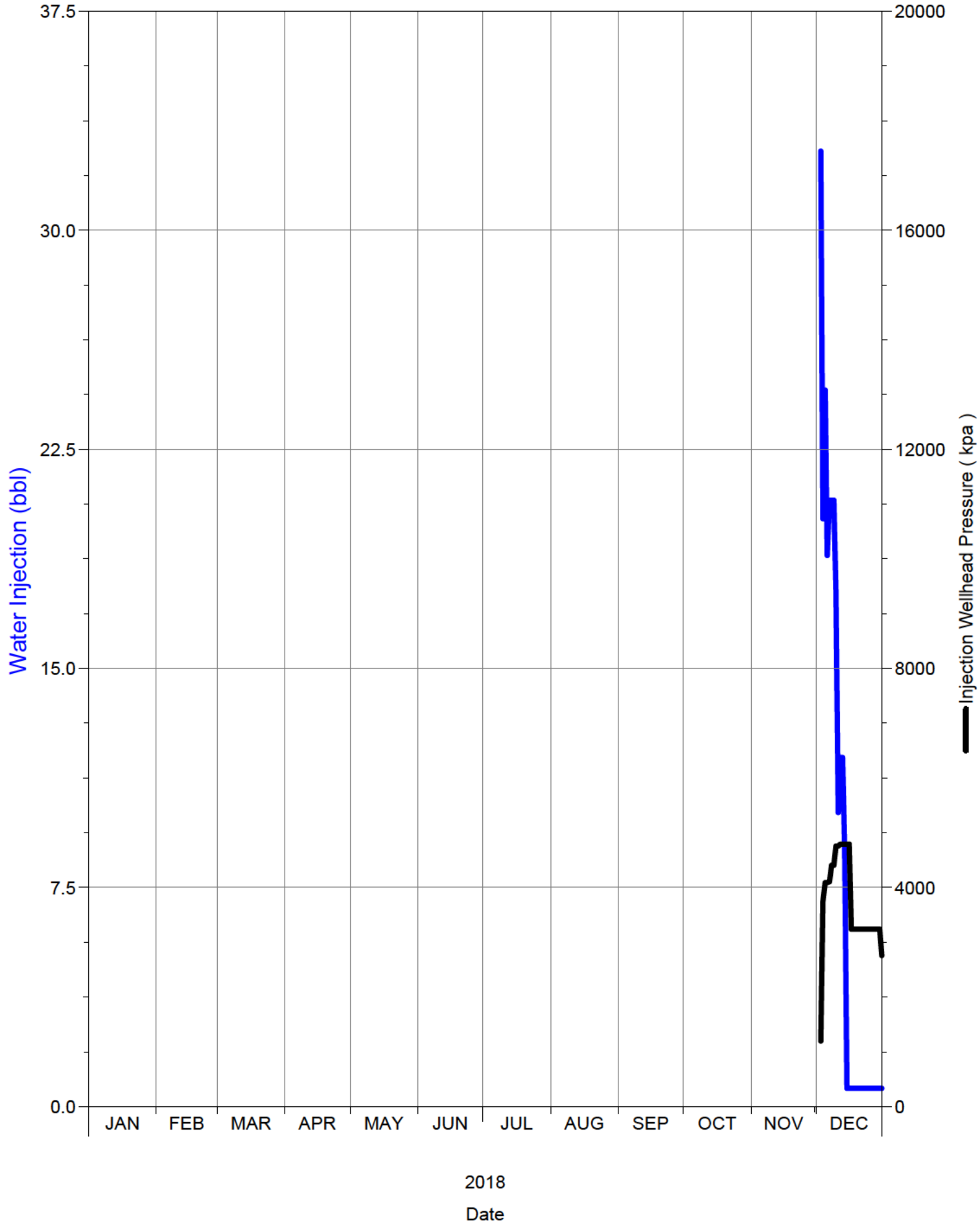
SPU 1



Daily Injection Rate and Pressure

D0/11-04-002-29W1/0

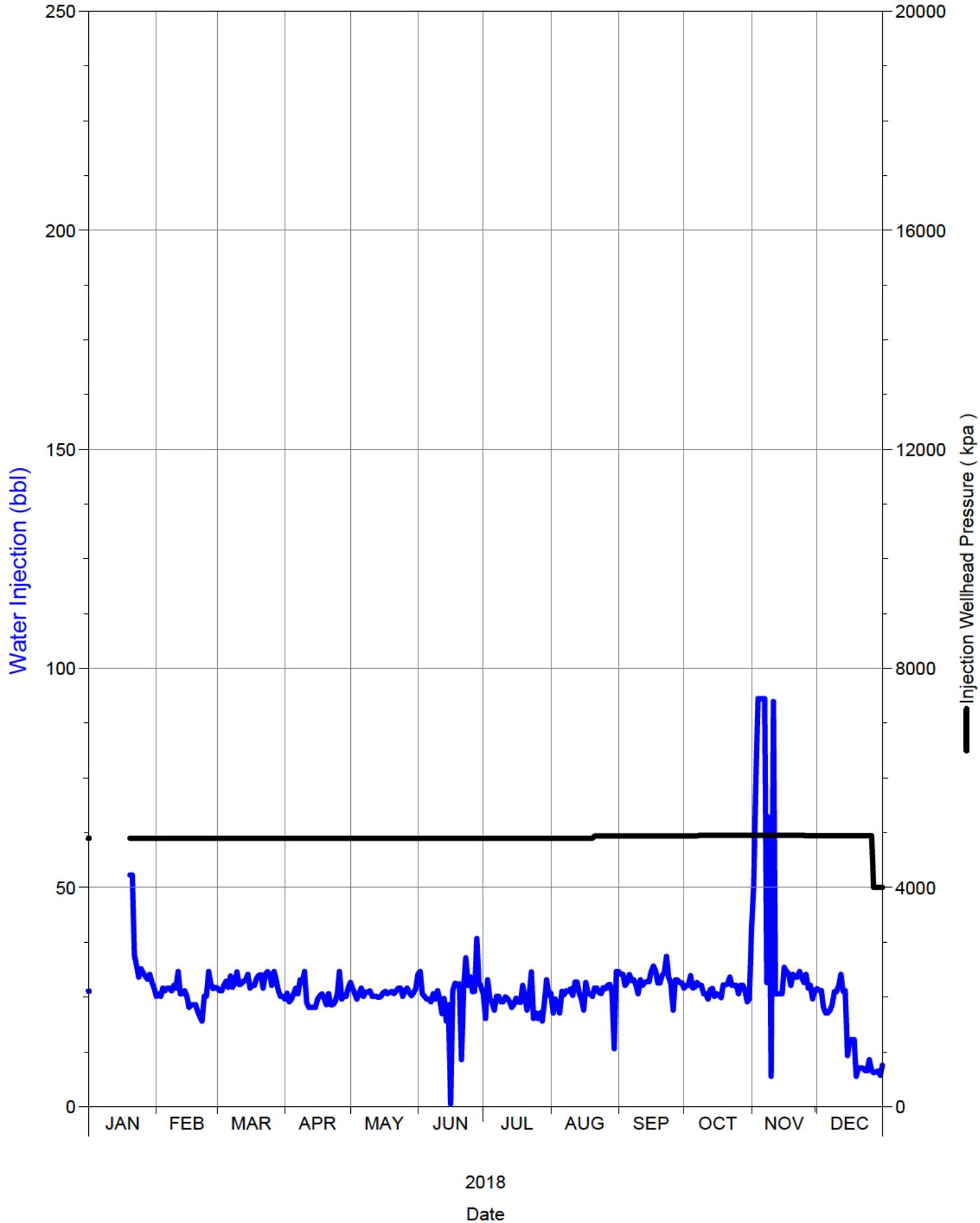
SPU 1



Daily Injection Rate and Pressure

D0/14-09-002-29W1/0

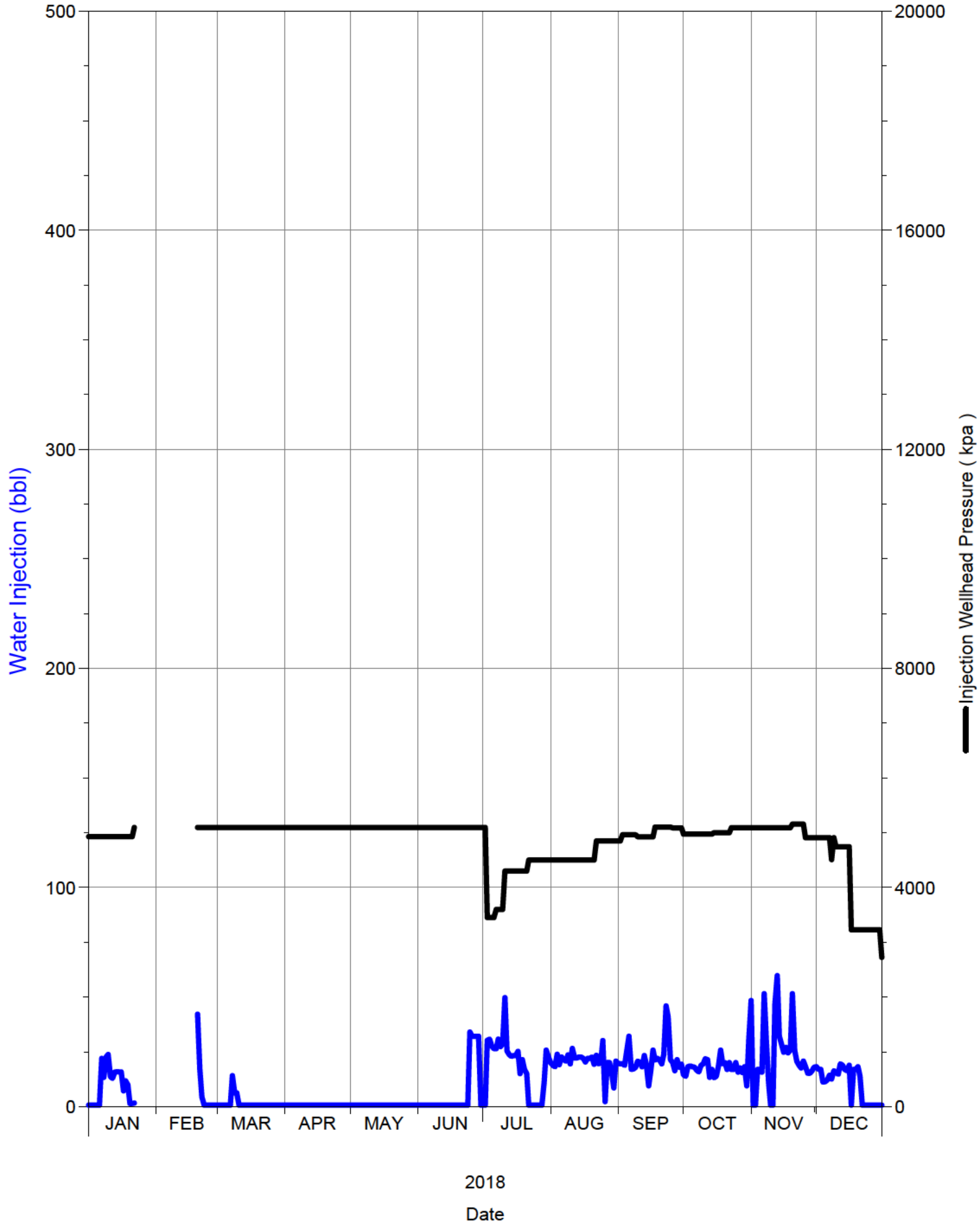
SPU 1



Daily Injection Rate and Pressure

D0/16-05-002-29W1/0

SPU 1



Injection Well	Date	Injection Pressure kPa
00/02-08-002-29W1/0	18-Jan	5100
00/02-09-002-29W1/0	18-Jan	5130
00/02-17-002-29W1/0	18-Jan	5045
00/04-16-002-29W1/0	18-Jan	5160
00/04-17-002-29W1/0	18-Jan	5150
00/05-09-002-29W1/0	18-Jan	3300
00/06-08-002-29W1/0	18-Jan	4977
00/06-09-002-29W1/0	18-Jan	4785
00/06-16-002-29W1/0	18-Jan	5150
00/06-17-002-29W1/0	18-Jan	5055
00/08-08-002-29W1/0	18-Jan	2350
00/08-16-002-29W1/0	18-Jan	4950
00/08-18-002-29W1/0	18-Jan	4208
00/09-09-002-29W1/0	18-Jan	786
00/10-08-002-29W1/0	18-Jan	4980
00/10-09-002-29W1/0	18-Jan	4480
00/10-16-002-29W1/0	18-Jan	5158
00/11-09-002-29W1/0	18-Jan	5315
00/12-04-002-29W1/0	18-Jan	5120
00/12-08-002-29W1/0	18-Jan	5000
00/12-17-002-29W1/0	18-Jan	5050
00/13-09-002-29W1/0	18-Jan	2720
00/14-04-002-29W1/0	18-Jan	5120
00/14-08-002-29W1/0	18-Jan	5000
00/14-09-002-29W1/0	18-Jan	3750
00/16-04-002-29W1/0	18-Jan	5120
00/16-18-002-29W1/0	18-Jan	5020
02/08-09-002-29W1/0	18-Jan	5095
02/09-09-002-29W1/0	18-Jan	3840
02/10-16-002-29W1/0	18-Jan	5168
02/12-09-002-29W1/0	18-Jan	5196
02/12-16-002-29W1/0	18-Jan	5090
03/15-16-002-29W1/0	18-Jan	5172
A0/10-09-002-29W1/0	18-Jan	3026
B0/02-17-002-29W1/0	18-Jan	5050
B0/04-16-002-29W1/0	18-Jan	5160
B0/06-16-002-29W1/0	18-Jan	5145
B0/07-09-002-29W1/0	18-Jan	88
B0/08-09-002-29W1/0	18-Jan	5120
B0/08-16-002-29W1/0	18-Jan	5215
B0/11-09-002-29W1/0	18-Jan	5315
B0/12-17-002-29W1/0	18-Jan	4886
B0/14-04-002-29W1/0	18-Jan	5090
B0/14-08-002-29W1/0	18-Jan	5070
B0/16-17-002-29W1/0	18-Jan	5000
C0/05-16-002-29W1/0	18-Jan	5140

C0/11-16-002-29W1/0	18-Jan	5089
C0/15-04-002-29W1/0	18-Jan	5110
C2/07-16-002-29W1/0	18-Jan	5085
D0/02-09-002-29W1/0	18-Jan	5130
D0/02-17-002-29W1/0	18-Jan	3455
D0/04-17-002-29W1/0	18-Jan	5070
D0/06-09-002-29W1/0	18-Jan	5015
D0/06-17-002-29W1/0	18-Jan	2400
D0/14-09-002-29W1/0	18-Jan	4900
00/02-08-002-29W1/0	18-Feb	5100
00/02-09-002-29W1/0	18-Feb	5130
00/02-16-002-29W1/0	18-Feb	1340
00/02-17-002-29W1/0	18-Feb	5045
00/04-09-002-29W1/0	18-Feb	3000
00/04-15-002-29W1/0	18-Feb	5160
00/04-16-002-29W1/0	18-Feb	5160
00/04-17-002-29W1/0	18-Feb	5150
00/05-09-002-29W1/0	18-Feb	3300
00/06-08-002-29W1/0	18-Feb	4977
00/06-09-002-29W1/0	18-Feb	4785
00/06-16-002-29W1/0	18-Feb	5150
00/06-17-002-29W1/0	18-Feb	5055
00/08-08-002-29W1/0	18-Feb	2350
00/08-16-002-29W1/0	18-Feb	4950
00/08-18-002-29W1/0	18-Feb	4208
00/09-09-002-29W1/0	18-Feb	1827
00/10-08-002-29W1/0	18-Feb	4980
00/10-09-002-29W1/0	18-Feb	4480
00/10-16-002-29W1/0	18-Feb	5158
00/11-09-002-29W1/0	18-Feb	5033
00/12-04-002-29W1/0	18-Feb	5120
00/12-08-002-29W1/0	18-Feb	5000
00/12-17-002-29W1/0	18-Feb	5050
00/13-09-002-29W1/0	18-Feb	2720
00/14-04-002-29W1/0	18-Feb	5120
00/14-08-002-29W1/0	18-Feb	5000
00/14-09-002-29W1/0	18-Feb	3750
00/15-09-002-29W1/0	18-Feb	5026
00/16-04-002-29W1/0	18-Feb	5120
00/16-05-002-29W1/0	18-Feb	5080
00/16-18-002-29W1/0	18-Feb	5020
02/08-09-002-29W1/0	18-Feb	5095
02/09-09-002-29W1/0	18-Feb	4417
02/10-16-002-29W1/0	18-Feb	5168
02/12-09-002-29W1/0	18-Feb	5196
02/12-16-002-29W1/0	18-Feb	5090
02/13-04-002-29W1/0	18-Feb	3175

02/15-09-002-29W1/0	18-Feb	5033
02/16-09-002-29W1/0	18-Feb	4955
03/15-16-002-29W1/0	18-Feb	4857
03/16-09-002-29W1/0	18-Feb	4960
A0/10-09-002-29W1/0	18-Feb	3493
B0/02-17-002-29W1/0	18-Feb	5050
B0/03-09-002-29W1/0	18-Feb	800
B0/04-16-002-29W1/0	18-Feb	4860
B0/06-09-002-29W1/0	18-Feb	4925
B0/06-16-002-29W1/0	18-Feb	5145
B0/07-09-002-29W1/0	18-Feb	4650
B0/08-09-002-29W1/0	18-Feb	5120
B0/08-16-002-29W1/0	18-Feb	5215
B0/11-09-002-29W1/0	18-Feb	5040
B0/12-17-002-29W1/0	18-Feb	4886
B0/13-04-002-29W1/0	18-Feb	4515
B0/14-04-002-29W1/0	18-Feb	5090
B0/14-08-002-29W1/0	18-Feb	5070
B0/16-17-002-29W1/0	18-Feb	5000
C0/05-16-002-29W1/0	18-Feb	5140
C0/11-16-002-29W1/0	18-Feb	5089
C0/15-04-002-29W1/0	18-Feb	5110
C2/07-16-002-29W1/0	18-Feb	5085
D0/02-09-002-29W1/0	18-Feb	5130
D0/02-17-002-29W1/0	18-Feb	3455
D0/04-09-002-29W1/0	18-Feb	5080
D0/04-17-002-29W1/0	18-Feb	4727
D0/06-09-002-29W1/0	18-Feb	5015
D0/06-17-002-29W1/0	18-Feb	2400
D0/14-09-002-29W1/0	18-Feb	4900
D0/16-05-002-29W1/0	18-Feb	5095
00/02-08-002-29W1/0	18-Mar	5100
00/02-09-002-29W1/0	18-Mar	5130
00/02-16-002-29W1/0	18-Mar	1340
00/02-17-002-29W1/0	18-Mar	5045
00/04-09-002-29W1/0	18-Mar	3000
00/04-15-002-29W1/0	18-Mar	5160
00/04-16-002-29W1/0	18-Mar	5160
00/04-17-002-29W1/0	18-Mar	5150
00/05-09-002-29W1/0	18-Mar	3300
00/06-08-002-29W1/0	18-Mar	4977
00/06-09-002-29W1/0	18-Mar	4785
00/06-16-002-29W1/0	18-Mar	5150
00/06-17-002-29W1/0	18-Mar	5055
00/08-08-002-29W1/0	18-Mar	2350
00/08-16-002-29W1/0	18-Mar	4950
00/08-18-002-29W1/0	18-Mar	4208

00/09-09-002-29W1/0	18-Mar	1372
00/10-08-002-29W1/0	18-Mar	4980
00/10-09-002-29W1/0	18-Mar	4480
00/10-16-002-29W1/0	18-Mar	5158
00/11-09-002-29W1/0	18-Mar	5138
00/12-04-002-29W1/0	18-Mar	5120
00/12-08-002-29W1/0	18-Mar	5000
00/12-17-002-29W1/0	18-Mar	5050
00/13-09-002-29W1/0	18-Mar	2720
00/14-04-002-29W1/0	18-Mar	5120
00/14-08-002-29W1/0	18-Mar	5000
00/14-09-002-29W1/0	18-Mar	3750
00/15-09-002-29W1/0	18-Mar	5152
00/16-04-002-29W1/0	18-Mar	5120
00/16-05-002-29W1/0	18-Mar	5080
00/16-18-002-29W1/0	18-Mar	5020
02/08-09-002-29W1/0	18-Mar	5095
02/09-09-002-29W1/0	18-Mar	4221
02/10-16-002-29W1/0	18-Mar	5168
02/12-09-002-29W1/0	18-Mar	5196
02/12-16-002-29W1/0	18-Mar	5090
02/13-04-002-29W1/0	18-Mar	5120
02/15-09-002-29W1/0	18-Mar	5159
02/16-09-002-29W1/0	18-Mar	4955
03/15-16-002-29W1/0	18-Mar	4857
03/16-09-002-29W1/0	18-Mar	4960
A0/10-09-002-29W1/0	18-Mar	3787
B0/02-17-002-29W1/0	18-Mar	5050
B0/03-09-002-29W1/0	18-Mar	60
B0/04-16-002-29W1/0	18-Mar	4860
B0/06-09-002-29W1/0	18-Mar	4925
B0/06-16-002-29W1/0	18-Mar	5145
B0/07-09-002-29W1/0	18-Mar	1042
B0/08-09-002-29W1/0	18-Mar	5120
B0/08-16-002-29W1/0	18-Mar	5215
B0/11-09-002-29W1/0	18-Mar	5173
B0/12-17-002-29W1/0	18-Mar	4886
B0/13-04-002-29W1/0	18-Mar	5120
B0/14-04-002-29W1/0	18-Mar	5090
B0/14-08-002-29W1/0	18-Mar	5070
B0/16-17-002-29W1/0	18-Mar	5000
C0/05-16-002-29W1/0	18-Mar	5140
C0/11-16-002-29W1/0	18-Mar	5089
C0/15-04-002-29W1/0	18-Mar	5110
C2/07-16-002-29W1/0	18-Mar	5085
D0/02-09-002-29W1/0	18-Mar	5130
D0/02-17-002-29W1/0	18-Mar	3455

D0/04-09-002-29W1/0	18-Mar	5080
D0/04-17-002-29W1/0	18-Mar	4727
D0/06-09-002-29W1/0	18-Mar	5015
D0/06-17-002-29W1/0	18-Mar	2400
D0/14-09-002-29W1/0	18-Mar	4900
D0/16-05-002-29W1/0	18-Mar	5095
00/01-16-002-29W1/0	18-Apr	1790
00/02-08-002-29W1/0	18-Apr	4800
00/02-09-002-29W1/0	18-Apr	4800
00/02-16-002-29W1/0	18-Apr	1340
00/02-17-002-29W1/0	18-Apr	5045
00/03-09-002-29W1/0	18-Apr	1000
00/04-09-002-29W1/0	18-Apr	3000
00/04-15-002-29W1/0	18-Apr	4600
00/04-16-002-29W1/0	18-Apr	5160
00/04-17-002-29W1/0	18-Apr	5150
00/05-09-002-29W1/0	18-Apr	3300
00/05-15-002-29W1/0	18-Apr	2900
00/06-08-002-29W1/0	18-Apr	4977
00/06-09-002-29W1/0	18-Apr	2775
00/06-16-002-29W1/0	18-Apr	5150
00/06-17-002-29W1/0	18-Apr	5055
00/07-09-002-29W1/0	18-Apr	4850
00/07-16-002-29W1/0	18-Apr	2135
00/08-08-002-29W1/0	18-Apr	2350
00/08-16-002-29W1/0	18-Apr	4950
00/08-18-002-29W1/0	18-Apr	4208
00/09-09-002-29W1/0	18-Apr	3700
00/10-08-002-29W1/0	18-Apr	4980
00/10-09-002-29W1/0	18-Apr	2200
00/10-16-002-29W1/0	18-Apr	5158
00/11-09-002-29W1/0	18-Apr	4791
00/12-04-002-29W1/0	18-Apr	5120
00/12-08-002-29W1/0	18-Apr	5000
00/12-17-002-29W1/0	18-Apr	5050
00/13-09-002-29W1/0	18-Apr	2720
00/14-04-002-29W1/0	18-Apr	5120
00/14-08-002-29W1/0	18-Apr	5000
00/14-09-002-29W1/0	18-Apr	3750
00/15-09-002-29W1/0	18-Apr	4664
00/16-04-002-29W1/0	18-Apr	5120
00/16-05-002-29W1/0	18-Apr	4650
00/16-18-002-29W1/0	18-Apr	5020
02/08-09-002-29W1/0	18-Apr	4850
02/08-16-002-29W1/0	18-Apr	3085
02/09-09-002-29W1/0	18-Apr	4600
02/10-16-002-29W1/0	18-Apr	5168

02/12-09-002-29W1/0	18-Apr	5196
02/12-16-002-29W1/0	18-Apr	5090
02/13-04-002-29W1/0	18-Apr	4700
02/15-09-002-29W1/0	18-Apr	4671
02/16-09-002-29W1/0	18-Apr	4700
03/03-16-002-29W1/0	18-Apr	1315
03/15-16-002-29W1/0	18-Apr	4857
03/16-09-002-29W1/0	18-Apr	4650
A0/10-09-002-29W1/0	18-Apr	4050
B0/02-17-002-29W1/0	18-Apr	5050
B0/03-09-002-29W1/0	18-Apr	1400
B0/04-16-002-29W1/0	18-Apr	4860
B0/05-15-002-29W1/0	18-Apr	1900
B0/06-09-002-29W1/0	18-Apr	4925
B0/06-16-002-29W1/0	18-Apr	5145
B0/07-09-002-29W1/0	18-Apr	1850
B0/07-16-002-29W1/0	18-Apr	2960
B0/08-09-002-29W1/0	18-Apr	5120
B0/08-16-002-29W1/0	18-Apr	5215
B0/11-09-002-29W1/0	18-Apr	4791
B0/12-17-002-29W1/0	18-Apr	4886
B0/13-04-002-29W1/0	18-Apr	4800
B0/14-04-002-29W1/0	18-Apr	4800
B0/14-08-002-29W1/0	18-Apr	5070
B0/16-17-002-29W1/0	18-Apr	5000
C0/05-16-002-29W1/0	18-Apr	5140
C0/11-16-002-29W1/0	18-Apr	5089
C0/15-04-002-29W1/0	18-Apr	4800
C2/07-16-002-29W1/0	18-Apr	5085
D0/02-09-002-29W1/0	18-Apr	4810
D0/02-17-002-29W1/0	18-Apr	3455
D0/04-09-002-29W1/0	18-Apr	5080
D0/04-17-002-29W1/0	18-Apr	4727
D0/06-09-002-29W1/0	18-Apr	5015
D0/06-17-002-29W1/0	18-Apr	2400
D0/14-09-002-29W1/0	18-Apr	4900
D0/16-05-002-29W1/0	18-Apr	5095
00/01-16-002-29W1/0	18-May	2170
00/02-08-002-29W1/0	18-May	4800
00/02-09-002-29W1/0	18-May	4800
00/02-16-002-29W1/0	18-May	1340
00/02-17-002-29W1/0	18-May	5045
00/03-09-002-29W1/0	18-May	3200
00/03-16-002-29W1/0	18-May	35
00/04-09-002-29W1/0	18-May	3000
00/04-15-002-29W1/0	18-May	4750
00/04-16-002-29W1/0	18-May	5160

00/04-17-002-29W1/0	18-May	5150
00/05-09-002-29W1/0	18-May	3300
00/05-15-002-29W1/0	18-May	4800
00/06-08-002-29W1/0	18-May	4828
00/06-09-002-29W1/0	18-May	2775
00/06-16-002-29W1/0	18-May	5150
00/06-17-002-29W1/0	18-May	5055
00/07-09-002-29W1/0	18-May	4825
00/07-16-002-29W1/0	18-May	3070
00/08-08-002-29W1/0	18-May	2350
00/08-16-002-29W1/0	18-May	4950
00/08-18-002-29W1/0	18-May	3858
00/09-09-002-29W1/0	18-May	3843
00/10-08-002-29W1/0	18-May	4836
00/10-09-002-29W1/0	18-May	2200
00/10-16-002-29W1/0	18-May	5158
00/11-09-002-29W1/0	18-May	4885
00/12-04-002-29W1/0	18-May	5120
00/12-08-002-29W1/0	18-May	5000
00/12-17-002-29W1/0	18-May	5050
00/13-09-002-29W1/0	18-May	2720
00/14-04-002-29W1/0	18-May	5120
00/14-08-002-29W1/0	18-May	5000
00/14-09-002-29W1/0	18-May	3750
00/15-09-002-29W1/0	18-May	4871
00/16-04-002-29W1/0	18-May	5120
00/16-05-002-29W1/0	18-May	4650
00/16-18-002-29W1/0	18-May	5020
02/08-09-002-29W1/0	18-May	4850
02/08-16-002-29W1/0	18-May	4040
02/09-09-002-29W1/0	18-May	4878
02/10-16-002-29W1/0	18-May	5168
02/12-09-002-29W1/0	18-May	5196
02/12-16-002-29W1/0	18-May	5090
02/13-04-002-29W1/0	18-May	4700
02/15-09-002-29W1/0	18-May	4878
02/16-09-002-29W1/0	18-May	4700
03/03-16-002-29W1/0	18-May	1515
03/15-16-002-29W1/0	18-May	4857
03/16-09-002-29W1/0	18-May	4650
A0/10-09-002-29W1/0	18-May	4105
B0/02-17-002-29W1/0	18-May	5050
B0/03-09-002-29W1/0	18-May	3020
B0/04-16-002-29W1/0	18-May	4887
B0/05-15-002-29W1/0	18-May	3000
B0/06-09-002-29W1/0	18-May	4925
B0/06-16-002-29W1/0	18-May	5145

B0/07-09-002-29W1/0	18-May	2650
B0/07-16-002-29W1/0	18-May	3570
B0/08-09-002-29W1/0	18-May	5120
B0/08-16-002-29W1/0	18-May	5215
B0/11-09-002-29W1/0	18-May	4885
B0/12-17-002-29W1/0	18-May	4886
B0/13-04-002-29W1/0	18-May	4775
B0/14-04-002-29W1/0	18-May	4800
B0/14-08-002-29W1/0	18-May	5070
B0/16-17-002-29W1/0	18-May	5000
C0/05-16-002-29W1/0	18-May	5140
C0/11-16-002-29W1/0	18-May	5089
C0/15-04-002-29W1/0	18-May	4800
C2/07-16-002-29W1/0	18-May	5085
D0/02-09-002-29W1/0	18-May	4810
D0/02-17-002-29W1/0	18-May	2150
D0/04-09-002-29W1/0	18-May	5080
D0/04-17-002-29W1/0	18-May	4630
D0/06-09-002-29W1/0	18-May	5015
D0/06-17-002-29W1/0	18-May	2400
D0/14-09-002-29W1/0	18-May	4900
D0/16-05-002-29W1/0	18-May	5095
00/01-16-002-29W1/0	18-Jun	3069
00/02-08-002-29W1/0	18-Jun	4800
00/02-09-002-29W1/0	18-Jun	4800
00/02-16-002-29W1/0	18-Jun	1340
00/02-17-002-29W1/0	18-Jun	5045
00/03-09-002-29W1/0	18-Jun	3300
00/03-16-002-29W1/0	18-Jun	66
00/04-09-002-29W1/0	18-Jun	3000
00/04-15-002-29W1/0	18-Jun	4750
00/04-16-002-29W1/0	18-Jun	5160
00/04-17-002-29W1/0	18-Jun	5150
00/05-09-002-29W1/0	18-Jun	3300
00/05-15-002-29W1/0	18-Jun	3189
00/06-08-002-29W1/0	18-Jun	4828
00/06-09-002-29W1/0	18-Jun	2775
00/06-16-002-29W1/0	18-Jun	5150
00/06-17-002-29W1/0	18-Jun	5055
00/07-09-002-29W1/0	18-Jun	4815
00/07-16-002-29W1/0	18-Jun	2012
00/08-08-002-29W1/0	18-Jun	2350
00/08-16-002-29W1/0	18-Jun	4950
00/08-18-002-29W1/0	18-Jun	3858
00/09-09-002-29W1/0	18-Jun	3912
00/10-08-002-29W1/0	18-Jun	4836
00/10-09-002-29W1/0	18-Jun	2200

00/10-16-002-29W1/0	18-Jun	5158
00/11-09-002-29W1/0	18-Jun	4754
00/12-04-002-29W1/0	18-Jun	5120
00/12-08-002-29W1/0	18-Jun	5000
00/12-17-002-29W1/0	18-Jun	5050
00/13-09-002-29W1/0	18-Jun	2720
00/14-04-002-29W1/0	18-Jun	5120
00/14-08-002-29W1/0	18-Jun	5000
00/14-09-002-29W1/0	18-Jun	3750
00/15-09-002-29W1/0	18-Jun	4747
00/16-04-002-29W1/0	18-Jun	3477
00/16-05-002-29W1/0	18-Jun	4650
00/16-18-002-29W1/0	18-Jun	5020
02/03-08-002-29W1/0	18-Jun	44
02/08-09-002-29W1/0	18-Jun	4850
02/08-16-002-29W1/0	18-Jun	4360
02/09-09-002-29W1/0	18-Jun	4761
02/10-16-002-29W1/0	18-Jun	5168
02/12-09-002-29W1/0	18-Jun	5196
02/12-16-002-29W1/0	18-Jun	5090
02/13-04-002-29W1/0	18-Jun	4675
02/15-09-002-29W1/0	18-Jun	4747
02/16-09-002-29W1/0	18-Jun	4700
03/03-16-002-29W1/0	18-Jun	666
03/15-16-002-29W1/0	18-Jun	4857
03/16-09-002-29W1/0	18-Jun	4650
A0/10-09-002-29W1/0	18-Jun	4222
B0/02-17-002-29W1/0	18-Jun	5050
B0/03-09-002-29W1/0	18-Jun	3050
B0/04-16-002-29W1/0	18-Jun	4887
B0/05-15-002-29W1/0	18-Jun	3199
B0/06-09-002-29W1/0	18-Jun	4925
B0/06-16-002-29W1/0	18-Jun	5145
B0/07-16-002-29W1/0	18-Jun	3260
B0/08-09-002-29W1/0	18-Jun	5120
B0/08-16-002-29W1/0	18-Jun	3792
B0/11-09-002-29W1/0	18-Jun	4761
B0/12-17-002-29W1/0	18-Jun	4886
B0/13-04-002-29W1/0	18-Jun	4760
B0/14-04-002-29W1/0	18-Jun	4800
B0/14-08-002-29W1/0	18-Jun	5070
B0/16-17-002-29W1/0	18-Jun	5000
C0/05-16-002-29W1/0	18-Jun	5140
C0/11-16-002-29W1/0	18-Jun	5089
C0/15-04-002-29W1/0	18-Jun	4800
C2/07-16-002-29W1/0	18-Jun	5085
D0/02-09-002-29W1/0	18-Jun	4810

D0/02-17-002-29W1/0	18-Jun	2150
D0/04-09-002-29W1/0	18-Jun	5080
D0/04-17-002-29W1/0	18-Jun	4630
D0/06-09-002-29W1/0	18-Jun	5015
D0/06-17-002-29W1/0	18-Jun	2400
D0/14-09-002-29W1/0	18-Jun	4900
D0/16-05-002-29W1/0	18-Jun	5095
00/01-16-002-29W1/0	18-Jul	1495
00/02-08-002-29W1/0	18-Jul	4800
00/02-09-002-29W1/0	18-Jul	4800
00/02-16-002-29W1/0	18-Jul	1340
00/02-17-002-29W1/0	18-Jul	5045
00/03-09-002-29W1/0	18-Jul	4715
00/04-09-002-29W1/0	18-Jul	3000
00/04-15-002-29W1/0	18-Jul	4750
00/04-16-002-29W1/0	18-Jul	5160
00/04-17-002-29W1/0	18-Jul	5150
00/05-09-002-29W1/0	18-Jul	3300
00/05-15-002-29W1/0	18-Jul	3880
00/06-08-002-29W1/0	18-Jul	4828
00/06-09-002-29W1/0	18-Jul	2775
00/06-16-002-29W1/0	18-Jul	5150
00/06-17-002-29W1/0	18-Jul	5055
00/07-09-002-29W1/0	18-Jul	4735
00/07-16-002-29W1/0	18-Jul	3130
00/08-08-002-29W1/0	18-Jul	2300
00/08-16-002-29W1/0	18-Jul	4950
00/08-18-002-29W1/0	18-Jul	3858
00/09-09-002-29W1/0	18-Jul	4056
00/10-08-002-29W1/0	18-Jul	4836
00/10-09-002-29W1/0	18-Jul	1800
00/10-16-002-29W1/0	18-Jul	5158
00/11-09-002-29W1/0	18-Jul	4519
00/12-04-002-29W1/0	18-Jul	5100
00/12-08-002-29W1/0	18-Jul	5000
00/12-17-002-29W1/0	18-Jul	5050
00/13-09-002-29W1/0	18-Jul	2720
00/14-04-002-29W1/0	18-Jul	5120
00/14-08-002-29W1/0	18-Jul	5000
00/14-09-002-29W1/0	18-Jul	3750
00/15-09-002-29W1/0	18-Jul	4512
00/16-04-002-29W1/0	18-Jul	3477
00/16-05-002-29W1/0	18-Jul	4650
00/16-18-002-29W1/0	18-Jul	5020
02/03-08-002-29W1/0	18-Jul	60
02/08-09-002-29W1/0	18-Jul	4850
02/08-16-002-29W1/0	18-Jul	4585

02/09-09-002-29W1/0	18-Jul	4745
02/10-16-002-29W1/0	18-Jul	4670
02/12-09-002-29W1/0	18-Jul	5196
02/12-16-002-29W1/0	18-Jul	5090
02/13-04-002-29W1/0	18-Jul	4400
02/15-09-002-29W1/0	18-Jul	4519
02/16-09-002-29W1/0	18-Jul	4700
03/03-16-002-29W1/0	18-Jul	1535
03/15-16-002-29W1/0	18-Jul	4857
03/16-09-002-29W1/0	18-Jul	4650
A0/10-09-002-29W1/0	18-Jul	4580
B0/02-17-002-29W1/0	18-Jul	5050
B0/03-09-002-29W1/0	18-Jul	4705
B0/04-16-002-29W1/0	18-Jul	4887
B0/05-15-002-29W1/0	18-Jul	3200
B0/06-09-002-29W1/0	18-Jul	4925
B0/06-16-002-29W1/0	18-Jul	5145
B0/07-09-002-29W1/0	18-Jul	3290
B0/07-16-002-29W1/0	18-Jul	3944
B0/08-09-002-29W1/0	18-Jul	5120
B0/08-16-002-29W1/0	18-Jul	4860
B0/11-09-002-29W1/0	18-Jul	4519
B0/12-17-002-29W1/0	18-Jul	4886
B0/13-04-002-29W1/0	18-Jul	4500
B0/14-04-002-29W1/0	18-Jul	4800
B0/14-08-002-29W1/0	18-Jul	5070
B0/16-17-002-29W1/0	18-Jul	5000
C0/05-16-002-29W1/0	18-Jul	5140
C0/11-16-002-29W1/0	18-Jul	5089
C0/15-04-002-29W1/0	18-Jul	4800
C2/07-16-002-29W1/0	18-Jul	5085
D0/02-09-002-29W1/0	18-Jul	4810
D0/02-17-002-29W1/0	18-Jul	2150
D0/04-09-002-29W1/0	18-Jul	5080
D0/04-17-002-29W1/0	18-Jul	4630
D0/06-09-002-29W1/0	18-Jul	5015
D0/06-17-002-29W1/0	18-Jul	2400
D0/14-09-002-29W1/0	18-Jul	4900
D0/16-05-002-29W1/0	18-Jul	4500
00/01-16-002-29W1/0	18-Aug	1710
00/02-08-002-29W1/0	18-Aug	4675
00/02-09-002-29W1/0	18-Aug	4880
00/02-16-002-29W1/0	18-Aug	1340
00/02-17-002-29W1/0	18-Aug	5045
00/03-09-002-29W1/0	18-Aug	4810
00/03-16-002-29W1/0	18-Aug	107
00/04-09-002-29W1/0	18-Aug	3000

00/04-15-002-29W1/0	18-Aug	4631
00/04-16-002-29W1/0	18-Aug	5160
00/04-17-002-29W1/0	18-Aug	5150
00/05-09-002-29W1/0	18-Aug	3570
00/05-15-002-29W1/0	18-Aug	3952
00/06-08-002-29W1/0	18-Aug	4828
00/06-09-002-29W1/0	18-Aug	2230
00/06-16-002-29W1/0	18-Aug	5150
00/06-17-002-29W1/0	18-Aug	5055
00/07-09-002-29W1/0	18-Aug	4920
00/07-16-002-29W1/0	18-Aug	3550
00/08-08-002-29W1/0	18-Aug	2200
00/08-16-002-29W1/0	18-Aug	4950
00/08-18-002-29W1/0	18-Aug	4279
00/09-09-002-29W1/0	18-Aug	4212
00/10-08-002-29W1/0	18-Aug	4836
00/10-09-002-29W1/0	18-Aug	2710
00/10-16-002-29W1/0	18-Aug	4869
00/11-09-002-29W1/0	18-Aug	4928
00/12-04-002-29W1/0	18-Aug	4900
00/12-08-002-29W1/0	18-Aug	5000
00/12-17-002-29W1/0	18-Aug	5050
00/13-09-002-29W1/0	18-Aug	2720
00/14-04-002-29W1/0	18-Aug	4910
00/14-08-002-29W1/0	18-Aug	5000
00/14-09-002-29W1/0	18-Aug	3802
00/15-09-002-29W1/0	18-Aug	4921
00/16-04-002-29W1/0	18-Aug	4900
00/16-05-002-29W1/0	18-Aug	4875
00/16-18-002-29W1/0	18-Aug	5020
02/03-08-002-29W1/0	18-Aug	64
02/08-09-002-29W1/0	18-Aug	4910
02/08-16-002-29W1/0	18-Aug	4908
02/09-09-002-29W1/0	18-Aug	4937
02/10-16-002-29W1/0	18-Aug	4812
02/12-09-002-29W1/0	18-Aug	4915
02/12-16-002-29W1/0	18-Aug	4708
02/13-04-002-29W1/0	18-Aug	4810
02/15-09-002-29W1/0	18-Aug	4932
02/16-09-002-29W1/0	18-Aug	4925
03/03-16-002-29W1/0	18-Aug	628
03/15-16-002-29W1/0	18-Aug	4857
03/16-09-002-29W1/0	18-Aug	4900
A0/10-09-002-29W1/0	18-Aug	4681
B0/02-17-002-29W1/0	18-Aug	5050
B0/03-09-002-29W1/0	18-Aug	4800
B0/04-16-002-29W1/0	18-Aug	4719

B0/05-15-002-29W1/0	18-Aug	3603
B0/06-09-002-29W1/0	18-Aug	4880
B0/06-16-002-29W1/0	18-Aug	5145
B0/07-09-002-29W1/0	18-Aug	2250
B0/07-16-002-29W1/0	18-Aug	3303
B0/08-09-002-29W1/0	18-Aug	4910
B0/08-16-002-29W1/0	18-Aug	4886
B0/11-09-002-29W1/0	18-Aug	4929
B0/12-17-002-29W1/0	18-Aug	4886
B0/13-04-002-29W1/0	18-Aug	4905
B0/14-04-002-29W1/0	18-Aug	4900
B0/14-08-002-29W1/0	18-Aug	5070
B0/16-17-002-29W1/0	18-Aug	5000
C0/05-16-002-29W1/0	18-Aug	5140
C0/11-16-002-29W1/0	18-Aug	5089
C0/15-04-002-29W1/0	18-Aug	4905
C2/07-16-002-29W1/0	18-Aug	5085
D0/02-09-002-29W1/0	18-Aug	4900
D0/02-17-002-29W1/0	18-Aug	2156
D0/04-09-002-29W1/0	18-Aug	4915
D0/04-17-002-29W1/0	18-Aug	4630
D0/06-09-002-29W1/0	18-Aug	2890
D0/06-17-002-29W1/0	18-Aug	4696
D0/14-09-002-29W1/0	18-Aug	4941
D0/16-05-002-29W1/0	18-Aug	4850
00/01-16-002-29W1/0	18-Sep	165
00/02-08-002-29W1/0	18-Sep	5110
00/02-09-002-29W1/0	18-Sep	5124
00/02-16-002-29W1/0	18-Sep	1586
00/02-17-002-29W1/0	18-Sep	5045
00/03-09-002-29W1/0	18-Sep	5108
00/03-16-002-29W1/0	18-Sep	2185
00/04-15-002-29W1/0	18-Sep	4845
00/04-16-002-29W1/0	18-Sep	5160
00/04-17-002-29W1/0	18-Sep	5150
00/05-09-002-29W1/0	18-Sep	3261
00/05-15-002-29W1/0	18-Sep	4273
00/06-08-002-29W1/0	18-Sep	4828
00/06-09-002-29W1/0	18-Sep	3826
00/06-17-002-29W1/0	18-Sep	5055
00/07-09-002-29W1/0	18-Sep	5122
00/07-16-002-29W1/0	18-Sep	4014
00/08-08-002-29W1/0	18-Sep	-43
00/08-16-002-29W1/0	18-Sep	5082
00/08-18-002-29W1/0	18-Sep	4910
00/09-09-002-29W1/0	18-Sep	4878
00/10-08-002-29W1/0	18-Sep	4836

00/10-09-002-29W1/0	18-Sep	3038
00/11-09-002-29W1/0	18-Sep	5237
00/12-04-002-29W1/0	18-Sep	5125
00/12-08-002-29W1/0	18-Sep	5000
00/12-17-002-29W1/0	18-Sep	5050
00/13-09-002-29W1/0	18-Sep	3755
00/14-04-002-29W1/0	18-Sep	5118
00/14-08-002-29W1/0	18-Sep	5000
00/14-09-002-29W1/0	18-Sep	3802
00/15-09-002-29W1/0	18-Sep	5230
00/16-05-002-29W1/0	18-Sep	5106
00/16-18-002-29W1/0	18-Sep	5020
02/03-08-002-29W1/0	18-Sep	3
02/08-09-002-29W1/0	18-Sep	5140
02/08-16-002-29W1/0	18-Sep	5060
02/09-09-002-29W1/0	18-Sep	5250
02/12-09-002-29W1/0	18-Sep	4915
02/13-04-002-29W1/0	18-Sep	5103
02/15-09-002-29W1/0	18-Sep	5230
02/16-09-002-29W1/0	18-Sep	5121
03/03-16-002-29W1/0	18-Sep	4028
03/16-09-002-29W1/0	18-Sep	5120
A0/10-09-002-29W1/0	18-Sep	4636
B0/02-17-002-29W1/0	18-Sep	5050
B0/03-09-002-29W1/0	18-Sep	5099
B0/04-16-002-29W1/0	18-Sep	5036
B0/05-15-002-29W1/0	18-Sep	1841
B0/06-09-002-29W1/0	18-Sep	5097
B0/07-09-002-29W1/0	18-Sep	4160
B0/07-16-002-29W1/0	18-Sep	4599
B0/08-09-002-29W1/0	18-Sep	5192
B0/08-16-002-29W1/0	18-Sep	5124
B0/11-09-002-29W1/0	18-Sep	5127
B0/12-17-002-29W1/0	18-Sep	4886
B0/13-04-002-29W1/0	18-Sep	5105
B0/14-04-002-29W1/0	18-Sep	5087
B0/14-08-002-29W1/0	18-Sep	5070
B0/16-17-002-29W1/0	18-Sep	5000
C0/15-04-002-29W1/0	18-Sep	5108
D0/02-09-002-29W1/0	18-Sep	5187
D0/02-17-002-29W1/0	18-Sep	2905
D0/04-09-002-29W1/0	18-Sep	5103
D0/04-17-002-29W1/0	18-Sep	4630
D0/06-09-002-29W1/0	18-Sep	4476
D0/06-17-002-29W1/0	18-Sep	4696
D0/14-09-002-29W1/0	18-Sep	4941
D0/16-05-002-29W1/0	18-Sep	5087

00/01-16-002-29W1/0	18-Oct	4220
00/02-08-002-29W1/0	18-Oct	4490
00/02-09-002-29W1/0	18-Oct	4997
00/02-16-002-29W1/0	18-Oct	560
00/03-09-002-29W1/0	18-Oct	4995
00/03-16-002-29W1/0	18-Oct	2730
00/04-15-002-29W1/0	18-Oct	4820
00/04-17-002-29W1/0	18-Oct	5150
00/05-15-002-29W1/0	18-Oct	4710
00/06-08-002-29W1/0	18-Oct	4864
00/06-09-002-29W1/0	18-Oct	4989
00/06-17-002-29W1/0	18-Oct	5055
00/07-09-002-29W1/0	18-Oct	5090
00/07-16-002-29W1/0	18-Oct	4168
00/08-16-002-29W1/0	18-Oct	5082
00/08-18-002-29W1/0	18-Oct	4775
00/09-09-002-29W1/0	18-Oct	5100
00/10-08-002-29W1/0	18-Oct	4873
00/10-09-002-29W1/0	18-Oct	5039
00/10-16-002-29W1/0	18-Oct	4858
00/11-09-002-29W1/0	18-Oct	5145
00/12-04-002-29W1/0	18-Oct	5007
00/12-08-002-29W1/0	18-Oct	5000
00/12-17-002-29W1/0	18-Oct	5050
00/13-09-002-29W1/0	18-Oct	3755
00/14-04-002-29W1/0	18-Oct	5006
00/14-08-002-29W1/0	18-Oct	5000
00/14-09-002-29W1/0	18-Oct	4400
00/15-09-002-29W1/0	18-Oct	5145
00/16-05-002-29W1/0	18-Oct	5069
00/16-18-002-29W1/0	18-Oct	5020
02/03-08-002-29W1/0	18-Oct	3
02/08-09-002-29W1/0	18-Oct	4901
02/08-16-002-29W1/0	18-Oct	5050
02/09-09-002-29W1/0	18-Oct	5145
02/10-16-002-29W1/0	18-Oct	4958
02/12-09-002-29W1/0	18-Oct	4915
02/13-04-002-29W1/0	18-Oct	2553
02/15-09-002-29W1/0	18-Oct	5145
02/16-09-002-29W1/0	18-Oct	5118
03/03-16-002-29W1/0	18-Oct	5000
03/15-16-002-29W1/0	18-Oct	4857
03/16-09-002-29W1/0	18-Oct	5086
A0/10-09-002-29W1/0	18-Oct	4826
B0/03-09-002-29W1/0	18-Oct	4998
B0/05-15-002-29W1/0	18-Oct	4690
B0/06-09-002-29W1/0	18-Oct	5064

B0/07-09-002-29W1/0	18-Oct	5050
B0/07-16-002-29W1/0	18-Oct	4650
B0/08-09-002-29W1/0	18-Oct	4993
B0/08-16-002-29W1/0	18-Oct	5075
B0/11-09-002-29W1/0	18-Oct	5145
B0/12-17-002-29W1/0	18-Oct	4886
B0/13-04-002-29W1/0	18-Oct	4133
B0/14-04-002-29W1/0	18-Oct	4985
B0/14-08-002-29W1/0	18-Oct	5070
B0/16-17-002-29W1/0	18-Oct	5000
C0/05-16-002-29W1/0	18-Oct	4882
C0/11-16-002-29W1/0	18-Oct	5089
C0/15-04-002-29W1/0	18-Oct	4969
C2/07-16-002-29W1/0	18-Oct	5100
D0/02-09-002-29W1/0	18-Oct	4997
D0/04-09-002-29W1/0	18-Oct	4996
D0/04-17-002-29W1/0	18-Oct	4630
D0/06-09-002-29W1/0	18-Oct	4972
D0/06-17-002-29W1/0	18-Oct	4879
D0/14-09-002-29W1/0	18-Oct	4950
D0/16-05-002-29W1/0	18-Oct	5091
00/01-16-002-29W1/0	18-Nov	4428
00/02-08-002-29W1/0	18-Nov	5000
00/02-09-002-29W1/0	18-Nov	5050
00/02-16-002-29W1/0	18-Nov	3812
00/02-17-002-29W1/0	18-Nov	5045
00/03-09-002-29W1/0	18-Nov	4970
00/03-16-002-29W1/0	18-Nov	3348
00/04-09-002-29W1/0	18-Nov	3000
00/04-15-002-29W1/0	18-Nov	4954
00/04-16-002-29W1/0	18-Nov	5160
00/04-17-002-29W1/0	18-Nov	5150
00/05-09-002-29W1/0	18-Nov	2955
00/05-15-002-29W1/0	18-Nov	4710
00/06-08-002-29W1/0	18-Nov	4864
00/06-09-002-29W1/0	18-Nov	2290
00/06-16-002-29W1/0	18-Nov	5150
00/06-17-002-29W1/0	18-Nov	5055
00/07-09-002-29W1/0	18-Nov	5100
00/07-16-002-29W1/0	18-Nov	4345
00/08-08-002-29W1/0	18-Nov	2993
00/08-16-002-29W1/0	18-Nov	5082
00/08-18-002-29W1/0	18-Nov	4369
00/09-09-002-29W1/0	18-Nov	5081
00/10-08-002-29W1/0	18-Nov	4873
00/10-09-002-29W1/0	18-Nov	5028
00/10-16-002-29W1/0	18-Nov	4858

00/11-09-002-29W1/0	18-Nov	5040
00/12-04-002-29W1/0	18-Nov	5030
00/12-08-002-29W1/0	18-Nov	5000
00/12-17-002-29W1/0	18-Nov	5050
00/13-09-002-29W1/0	18-Nov	4750
00/14-04-002-29W1/0	18-Nov	5035
00/14-08-002-29W1/0	18-Nov	5000
00/14-09-002-29W1/0	18-Nov	4750
00/15-09-002-29W1/0	18-Nov	5033
00/15-16-002-29W1/0	18-Nov	1320
00/16-05-002-29W1/0	18-Nov	4875
00/16-18-002-29W1/0	18-Nov	5020
02/03-08-002-29W1/0	18-Nov	5
02/08-09-002-29W1/0	18-Nov	5085
02/08-16-002-29W1/0	18-Nov	4955
02/09-09-002-29W1/0	18-Nov	5081
02/10-16-002-29W1/0	18-Nov	4958
02/12-09-002-29W1/0	18-Nov	4945
02/12-16-002-29W1/0	18-Nov	5028
02/13-04-002-29W1/0	18-Nov	5025
02/15-09-002-29W1/0	18-Nov	5033
02/16-09-002-29W1/0	18-Nov	5015
03/03-16-002-29W1/0	18-Nov	4922
03/15-16-002-29W1/0	18-Nov	4857
03/16-09-002-29W1/0	18-Nov	5015
A0/10-09-002-29W1/0	18-Nov	4695
B0/02-17-002-29W1/0	18-Nov	5050
B0/03-09-002-29W1/0	18-Nov	4980
B0/04-16-002-29W1/0	18-Nov	4997
B0/05-15-002-29W1/0	18-Nov	4690
B0/06-09-002-29W1/0	18-Nov	4990
B0/06-16-002-29W1/0	18-Nov	5145
B0/07-09-002-29W1/0	18-Nov	5010
B0/07-16-002-29W1/0	18-Nov	4866
B0/08-09-002-29W1/0	18-Nov	5070
B0/08-16-002-29W1/0	18-Nov	5100
B0/11-09-002-29W1/0	18-Nov	5047
B0/11-16-002-29W1/0	18-Nov	675
B0/12-17-002-29W1/0	18-Nov	4886
B0/13-04-002-29W1/0	18-Nov	5030
B0/14-04-002-29W1/0	18-Nov	5040
B0/14-08-002-29W1/0	18-Nov	5070
B0/16-17-002-29W1/0	18-Nov	5000
C0/04-16-002-29W1/0	18-Nov	2063
C0/11-16-002-29W1/0	18-Nov	5089
C0/15-04-002-29W1/0	18-Nov	5050
C2/07-16-002-29W1/0	18-Nov	5100

D0/02-09-002-29W1/0	18-Nov	5050
D0/02-17-002-29W1/0	18-Nov	2715
D0/04-09-002-29W1/0	18-Nov	5030
D0/04-17-002-29W1/0	18-Nov	4630
D0/06-09-002-29W1/0	18-Nov	4680
D0/06-17-002-29W1/0	18-Nov	4732
D0/14-09-002-29W1/0	18-Nov	4945
D0/16-05-002-29W1/0	18-Nov	4910
00/01-09-002-29W1/0	18-Dec	28
00/01-16-002-29W1/0	18-Dec	2500
00/01-17-002-29W1/0	18-Dec	99
00/02-08-002-29W1/0	18-Dec	2742
00/02-09-002-29W1/0	18-Dec	2479
00/02-16-002-29W1/0	18-Dec	2500
00/02-17-002-29W1/0	18-Dec	5045
00/03-09-002-29W1/0	18-Dec	2770
00/03-16-002-29W1/0	18-Dec	2088
00/04-09-002-29W1/0	18-Dec	2785
00/04-15-002-29W1/0	18-Dec	2762
00/04-16-002-29W1/0	18-Dec	5160
00/04-17-002-29W1/0	18-Dec	5150
00/05-15-002-29W1/0	18-Dec	3129
00/06-08-002-29W1/0	18-Dec	4864
00/06-09-002-29W1/0	18-Dec	2545
00/06-16-002-29W1/0	18-Dec	5150
00/06-17-002-29W1/0	18-Dec	5055
00/07-09-002-29W1/0	18-Dec	2752
00/07-16-002-29W1/0	18-Dec	2725
00/08-16-002-29W1/0	18-Dec	5082
00/08-18-002-29W1/0	18-Dec	4369
00/09-09-002-29W1/0	18-Dec	2773
00/10-08-002-29W1/0	18-Dec	4873
00/10-09-002-29W1/0	18-Dec	3180
00/10-16-002-29W1/0	18-Dec	4858
00/11-09-002-29W1/0	18-Dec	2773
00/12-04-002-29W1/0	18-Dec	4780
00/12-08-002-29W1/0	18-Dec	5000
00/12-17-002-29W1/0	18-Dec	5050
00/13-09-002-29W1/0	18-Dec	4200
00/14-04-002-29W1/0	18-Dec	2759
00/14-08-002-29W1/0	18-Dec	5000
00/14-09-002-29W1/0	18-Dec	4200
00/15-04-002-29W1/0	18-Dec	880
00/15-09-002-29W1/0	18-Dec	2776
00/16-05-002-29W1/0	18-Dec	2706
00/16-18-002-29W1/0	18-Dec	5020
02/01-09-002-29W1/0	18-Dec	38

02/03-08-002-29W1/0	18-Dec	-37
02/08-09-002-29W1/0	18-Dec	2776
02/08-16-002-29W1/0	18-Dec	2789
02/09-09-002-29W1/0	18-Dec	2787
02/10-16-002-29W1/0	18-Dec	4958
02/12-09-002-29W1/0	18-Dec	4200
02/12-16-002-29W1/0	18-Dec	5028
02/13-04-002-29W1/0	18-Dec	2739
02/15-09-002-29W1/0	18-Dec	2776
02/16-09-002-29W1/0	18-Dec	2770
03/03-16-002-29W1/0	18-Dec	2767
03/15-16-002-29W1/0	18-Dec	4857
03/16-09-002-29W1/0	18-Dec	2778
A0/10-09-002-29W1/0	18-Dec	2775
B0/01-09-002-29W1/0	18-Dec	3
B0/02-17-002-29W1/0	18-Dec	5050
B0/03-09-002-29W1/0	18-Dec	2738
B0/04-16-002-29W1/0	18-Dec	4600
B0/05-15-002-29W1/0	18-Dec	2672
B0/06-09-002-29W1/0	18-Dec	2741
B0/06-16-002-29W1/0	18-Dec	5145
B0/07-09-002-29W1/0	18-Dec	2748
B0/07-16-002-29W1/0	18-Dec	2767
B0/08-09-002-29W1/0	18-Dec	2772
B0/08-16-002-29W1/0	18-Dec	5100
B0/11-09-002-29W1/0	18-Dec	2773
B0/11-16-002-29W1/0	18-Dec	146
B0/12-17-002-29W1/0	18-Dec	4886
B0/13-04-002-29W1/0	18-Dec	2745
B0/14-04-002-29W1/0	18-Dec	3196
B0/14-08-002-29W1/0	18-Dec	5070
B0/15-16-002-29W1/0	18-Dec	1828
B0/16-17-002-29W1/0	18-Dec	5000
C0/04-16-002-29W1/0	18-Dec	2505
C0/05-16-002-29W1/0	18-Dec	2754
C0/11-16-002-29W1/0	18-Dec	5089
C0/15-04-002-29W1/0	18-Dec	2750
C2/07-16-002-29W1/0	18-Dec	5100
D0/02-09-002-29W1/0	18-Dec	2485
D0/02-17-002-29W1/0	18-Dec	2715
D0/04-09-002-29W1/0	18-Dec	2792
D0/04-17-002-29W1/0	18-Dec	4630
D0/06-09-002-29W1/0	18-Dec	2735
D0/06-17-002-29W1/0	18-Dec	4732
D0/11-04-002-29W1/0	18-Dec	2758
D0/14-09-002-29W1/0	18-Dec	4000
D0/16-05-002-29W1/0	18-Dec	2726