



Canadian Natural

Feb 21, 2020

Petroleum Branch
360 -1395 Ellice Avenue
Winnipeg, Manitoba
R3G 3P2

Attn: Leo Leonen

Re: South Pierson Unit No. 1 2019 Waterflood Progress Report

Please find the attached 2019 Waterflood Progress Report for South Pierson Unit No.1.

If you have any questions or concerns, please contact the undersigned at (587) 955-0141.

Yours truly,



Beryl Chester
Exploitation Engineering Tech
Canadian Natural Resources Ltd.

Canadian Natural Resources

Suite 2500, 855 – 2 Street SW Calgary, Alberta, Canada T2P 4J8 T 403.517.6700 F 403.517.7350 www.cnrl.com

South Pierson Unit No. 1 2019 Waterflood Progress Report

Section 1

a) Refer to attachments for production rate, injection rate, GOR and WORs for pool and patterns.

b) Refer to attachments for cumulative volumes of oil, gas, and water produced and injected fluids for the patterns and injected fluids.

c) Refer to attachments for wellhead injection pressures for each injection well.

d) There were no reservoir pressure surveys conducted to report for the 2019 calendar year within SPU1.

e) Refer to attachments for South Pierson Unit # 1 well servicing summaries.

f) Refer to attachments for VRRs and Cum VRRs for the patterns and pool.

g) Produced water and source water is currently being filtered utilizing a bag-type filtration system prior to injection into Unit 1. The clean Tilston source water being used is compatible with Spearfish fluids and reservoir rock.

h) CNRL began utilizing a conventional bag-type system in 2015 which along with the higher quality Tilston source water has significantly improved the quality of the injection water. Injection rates have also improved in the Unit as the result of a number of clean outs and workovers on injection wells.

i) CNRL is continually trying to improve the injectivity into the Spearfish formation, and will continue to perform injector workovers in order to improve the injection rates in the Unit and to improve the effectiveness of the waterflood. In 2019 CNRL drilled 7 horizontal infill wells and converted 21 vertical producers to injection wells. CNRL will continue to evaluate infill drilling opportunities within SPU 1 and plans to drill 5 HZ infill wells in Q1 2020. There are also plans to convert 3 vertical producers to injection wells.

List of Appendices

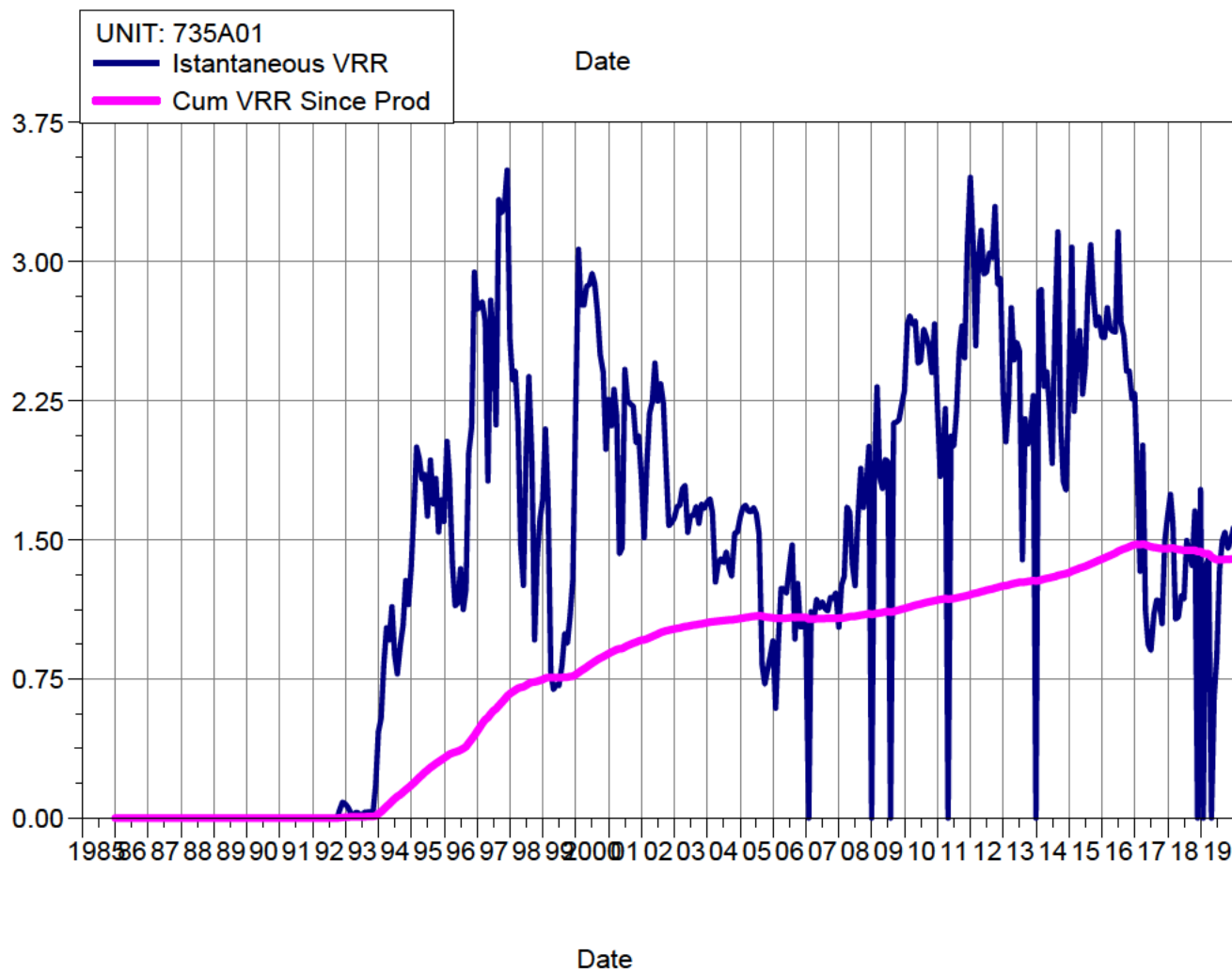
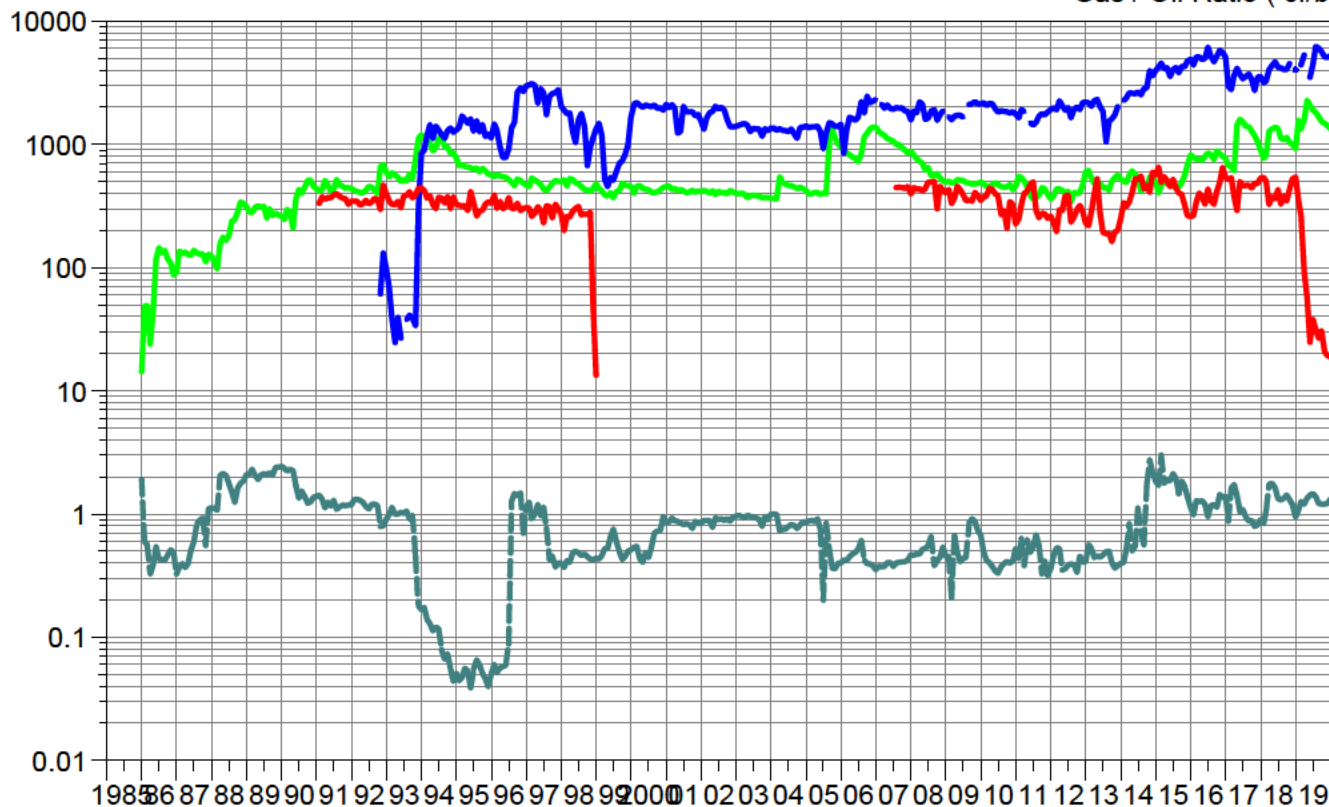
1. Map of Unit 1 Patterns
2. Group Plot of Unit Production, Injection, Ratios and VRRs
3. Group Plot of Unit Cumulative Production, Injection
4. Tabular Data of Unit Production, Injection, Ratios and VRRs
5. List of Well Servicing Activity
6. Pattern Production, Injection, Ratios and VRRs
7. Pattern Cumulative Production, Injection
8. Tabular Data of Pattern Production, Injection, Ratios and VRRs
9. Injection Well Plots of Daily Rates and Pressures
10. Tabular Data of Injection Well Rates and Pressures

South Pierson Unit 1

UNIT: 735A01

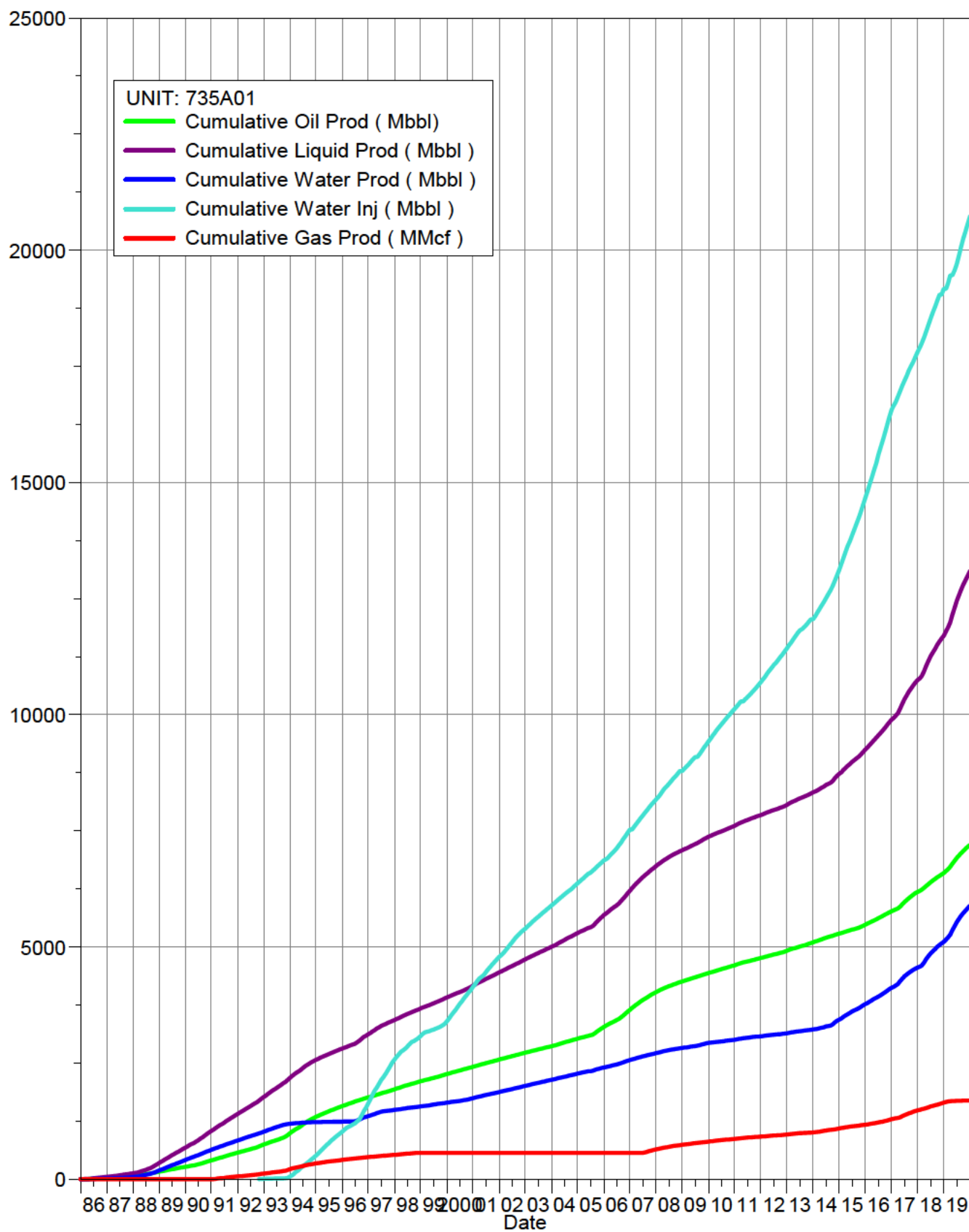
Cumulative Oil Prod : 7198.84 Mbbl

- Water / Oil Ratio (bbl/bbl)
- Oil Rate (CD) (bbl/d)
- Water Inj Rate (CD) (bbl/d)
- Gas / Oil Ratio (cf/bbl)



South Pierson Unit 1 Cumulative Production Plot

UNIT: 735A01



UNIT: 735A01
South Pierson Unit 1 Group Production and Injection

@name()	Date	Oil Rate (CD) bbl/d	Monthly Oil Prod bbl	Water Rate (CD) bbl/d	Monthly Water Prod bbl	Gas Rate (CD) Mcf/d	Monthly Gas Prod Mcf	Water Inj Rate (CD) bbl/d	INJ WINJ bbl	Gas Oil Ratio cf/bbl	Water Oil Ratio bbl/bbl	Inst. VRR	Cum VRR Since Prod	
735A01	Jan-19	1576.98	48886	1689.81	52384	553.15	17147.74			350.77	1	0.000	1.427	
735A01	Feb-19	1331.03	37269	1682.00	47096	350.67	9818.89	4440.8	124343.82	263.46	1	1.360	1.426	
735A01	Mar-19	1585.99	49166	1906.24	59093	145.26	4502.97	5316.3	164806.58	91.59	1	1.401	1.426	
735A01	Apr-19	2282.44	68473	3057.65	91729	130.93	3928.05	0.00	0.00	57.37	1	0.000	1.408	
735A01	May-19	2071.44	64215	2935.53	91001	51.40	1593.40	3518.8	109085.19	24.81	1	0.652	1.399	
735A01	Jun-19	1909.90	57297	2797.23	83917	72.82	2184.57	4436.6	133099.16	38.13	1	0.875	1.393	
735A01	Jul-19	1805.59	55973	2494.79	77338	56.90	1763.97	6216.3	192707.35	31.51	1	1.339	1.393	
735A01	Aug-19	1682.47	52157	2048.92	63517	44.91	1392.10	6060.2	187866.71	26.69	1	1.496	1.394	
735A01	Sep-19	1539.75	46193	1849.90	55497	47.19	1415.76	5678.2	170346.20	30.65	1	1.542	1.395	
735A01	Oct-19	1470.94	45599	1770.57	54888	30.27	938.31	5124.4	158858.19	20.58	1	1.455	1.395	
735A01	Nov-19	1418.97	42569	1720.05	51602	27.39	821.77	5094.9	152847.02	19.30	1	1.495	1.396	
735A01	Dec-19	1333.98	41353	1767.12	54781	25.04	776.22	5247.8	162683.71	18.77	1	1.564	1.397	
-----			----		-----		-----		-----					
			609150		782844		46283.75		1556643.9					Sum

UWI	Unit	Job Type	Total Fld Est (Cost)	Job Start Date
103/03-08-002-29W1/00	Unit 1	Tubing Repair	52,576.31	10/8/2019
103/06-08-002-29W1/00	Unit 1	Scale Removal	219,819.66	11/27/2019
102/01-08-002-29W1/00	Unit 1	Tubing Repair	36,930.45	1/22/2019
102/13-04-002-29W1/00	Unit 1	Tubing Repair	52,374.52	7/30/2019
102/13-16-002-29W1/00	Unit 1	Conversion	85,455.61	3/13/2019
1C0/12-16-002-29W1/00	Unit 1	Conversion	78,256.50	2/20/2019
100/01-18-002-29W1/00	Unit 1	Conversion	82,394.63	3/2/2019
103/11-08-002-29W1/00	Unit 1	Conversion	86,527.50	3/17/2019
102/13-08-002-29W1/00	Unit 1	Conversion	72,339.35	1/9/2019
1B0/09-17-002-29W1/00	Unit 1	Conversion	67,873.46	5/22/2019
1B0/07-17-002-29W1/00	Unit 1	Conversion	78,584.64	3/21/2019
1D0/05-17-002-29W1/00	Unit 1	Conversion	80,938.02	2/25/2019
1C0/04-17-002-29W1/00	Unit 1	Conversion	81,116.54	2/27/2019
1A0/14-08-002-29W1/00	Unit 1	Conversion	51,018.10	1/15/2019
102/01-09-002-29W1/00	Unit 1	Casing Repair	87,403.14	8/20/2019
100/10-09-002-29W1/00	Unit 1	Slickline	5,491.84	2/26/2019
100/03-09-002-29W1/00	Unit 1	Slickline	6,195.90	2/23/2019
100/09-08-002-29W1/00	Unit 1	Pump Repair	24,247.88	3/16/2019
102/08-16-002-29W1/00	Unit 1	Tubing Repair	41,986.35	7/3/2019
1C0/05-09-002-29W1/00	Unit 1	Pump Repair	12,327.76	4/22/2019
1C0/05-09-002-29W1/00	Unit 1	Pump Repair	23,700.96	8/20/2019
1B0/03-17-002-29W1/00	Unit 1	Conversion	78,001.41	1/14/2019
1B0/01-17-002-29W1/00	Unit 1	Conversion	85,264.95	3/28/2019
102/01-16-002-29W1/00	Unit 1	Polished Rod Repair	3,945.34	4/25/2019
100/16-08-002-29W1/00	Unit 1	Conversion	488,621.04	1/17/2019
100/15-08-002-29W1/00	Unit 1	Conversion	80,120.21	3/10/2019
100/05-17-002-29W1/00	Unit 1	Conversion	86,110.79	2/23/2019
100/10-08-002-29W1/00	Unit 1	Slickline	6,314.28	2/27/2019
100/10-08-002-29W1/00	Unit 1	Wellhead Repair	12,784.88	3/16/2019
100/14-16-002-29W1/00	Unit 1	Conversion	110,528.89	3/7/2019
100/13-08-002-29W1/00	Unit 1	Conversion	84,801.98	1/3/2019
100/13-16-002-29W1/00	Unit 1	Conversion	107,671.00	2/13/2019
100/09-17-002-29W1/00	Unit 1	Conversion	118,220.96	3/24/2019
100/07-17-002-29W1/00	Unit 1	Conversion	80,443.75	3/19/2019
100/03-17-002-29W1/00	Unit 1	Conversion	96,292.41	1/3/2019
100/10-17-002-29W1/00	Unit 1	Conversion	112,464.01	1/10/2019
106/05-15-002-29W1/00	Unit 1	Parted Rods	44,320.90	1/31/2019
106/05-15-002-29W1/00	Unit 1	Pump Repair	21,797.17	2/19/2019
103/12-08-002-29W1/00	Unit 1	Completion	531,688.62	1/31/2019
103/12-08-002-29W1/00	Unit 1	Liner Reconfiguration	86,799.71	7/2/2019
102/09-05-002-29W1/00	Unit 1	Polished Rod Repair	5,932.51	3/13/2019
102/09-05-002-29W1/00	Unit 1	Parted Rods	10,704.11	5/2/2019
102/09-05-002-29W1/00	Unit 1	Pump Upgrade	15,943.11	5/27/2019
103/01-18-002-29W1/00	Unit 1	Completion	355,582.23	2/18/2019
102/16-08-002-29W1/00	Unit 1	Pump Repair	22,441.47	5/28/2019
102/16-05-002-29W1/00	Unit 1	Tubing Repair	42,993.60	5/14/2019

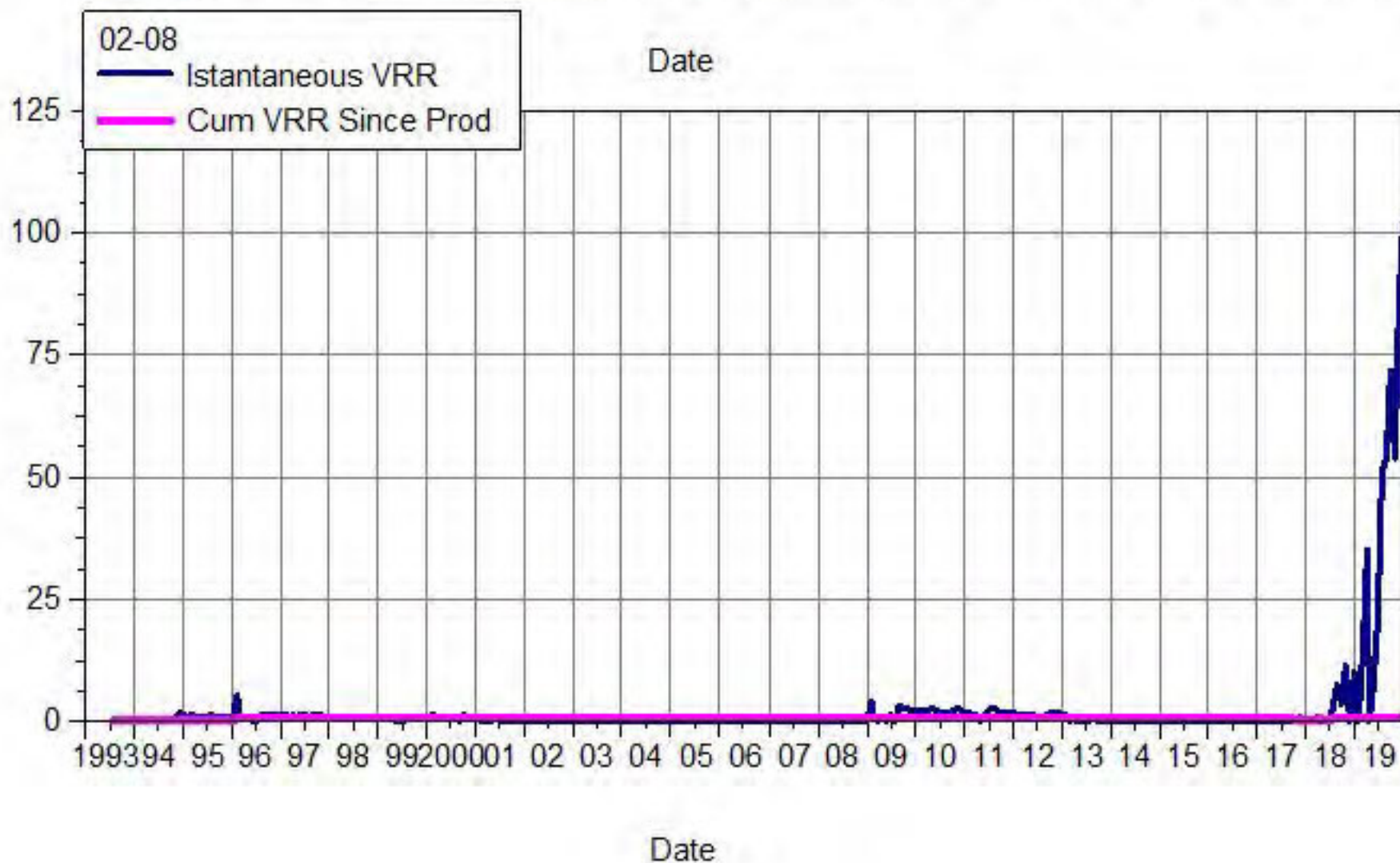
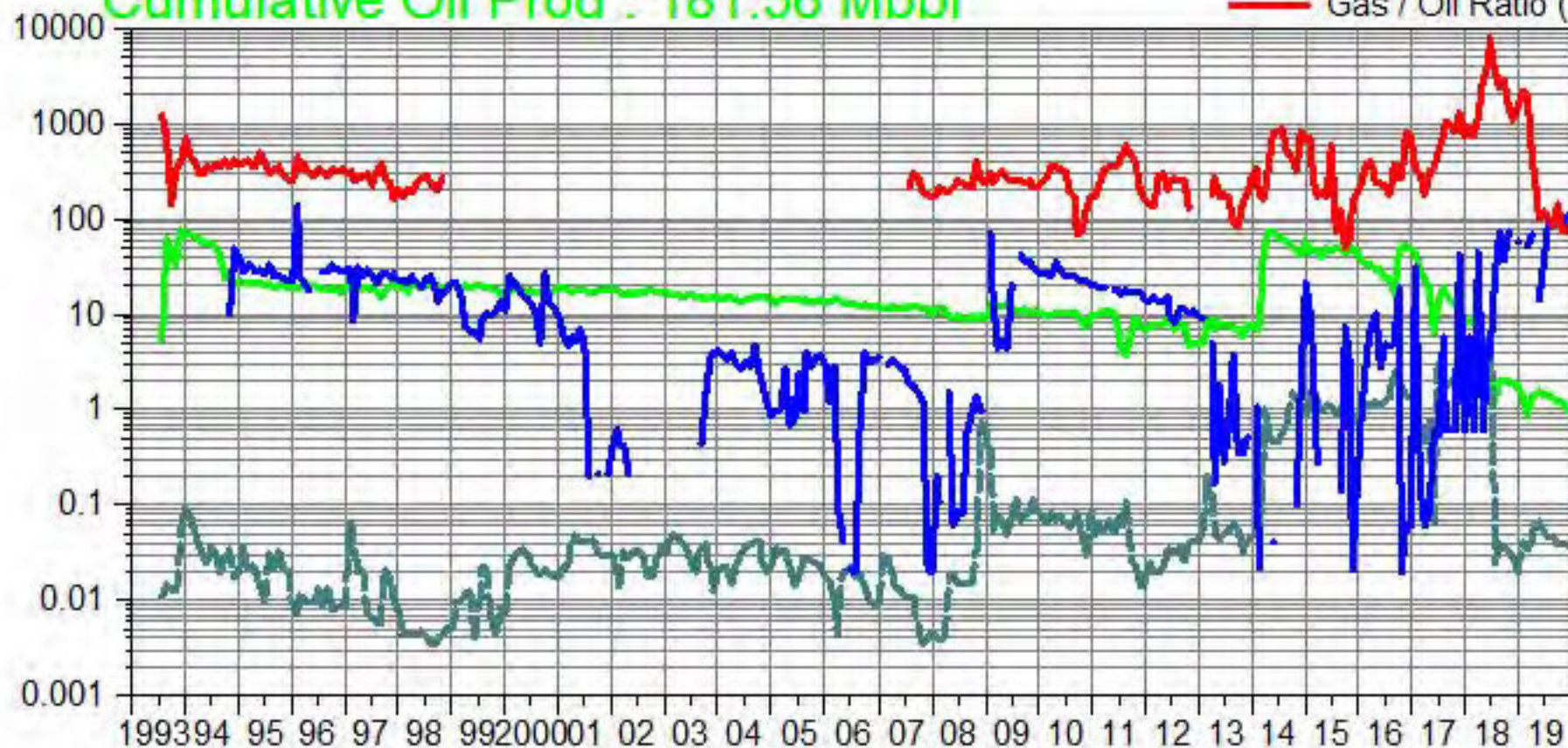
UWI	Unit	Job Type	Total Fld Est (Cost)	Job Start Date
104/15-16-002-29W1/00	Unit 1	Pump Repair	13,149.87	1/21/2019
104/15-16-002-29W1/00	Unit 1	Clean-out	143,504.21	1/26/2019
103/13-16-002-29W1/00	Unit 1	Completion	411,771.67	1/30/2019
103/13-09-002-29W1/00	Unit 1	Tubing Repair	54,290.57	12/17/2019
103/13-08-002-29W1/00	Unit 1	Completion	376,255.30	2/9/2019
103/13-08-002-29W1/00	Unit 1	Parted Rods	28,798.68	12/6/2019
102/12-08-002-29W1/00	Unit 1	Completion	384,359.77	2/3/2019
102/12-04-002-29W1/00	Unit 1	Polished Rod Repair	6,481.25	4/25/2019
102/12-04-002-29W1/00	Unit 1	Polished Rod Repair	8,705.31	5/27/2019
102/12-04-002-29W1/00	Unit 1	Parted Rods	16,762.51	7/25/2019
102/12-04-002-29W1/00	Unit 1	Parted Rods	33,831.62	8/11/2019
102/12-04-002-29W1/00	Unit 1	Parted Rods	30,544.78	11/9/2019
100/09-05-002-29W1/00	Unit 1	Tubing/Components Reconfigure	58,074.55	2/6/2019
100/09-05-002-29W1/00	Unit 1	Parted Rods	27,489.43	11/14/2019
103/08-09-002-29W1/00	Unit 1	Tubing Repair	22,990.91	8/16/2019
103/08-09-002-29W1/00	Unit 1	Scale Removal	192,129.74	8/22/2019
102/01-18-002-29W1/00	Unit 1	Completion	365,786.59	2/18/2019
100/06-08-002-29W1/00	Unit 1	Casing Repair	125,457.78	8/7/2019

South Pierson Unit 1

Pattern: 02-08 Set: PIERSON UNIT 1

Cumulative Oil Prod : 181.56 Mbbl

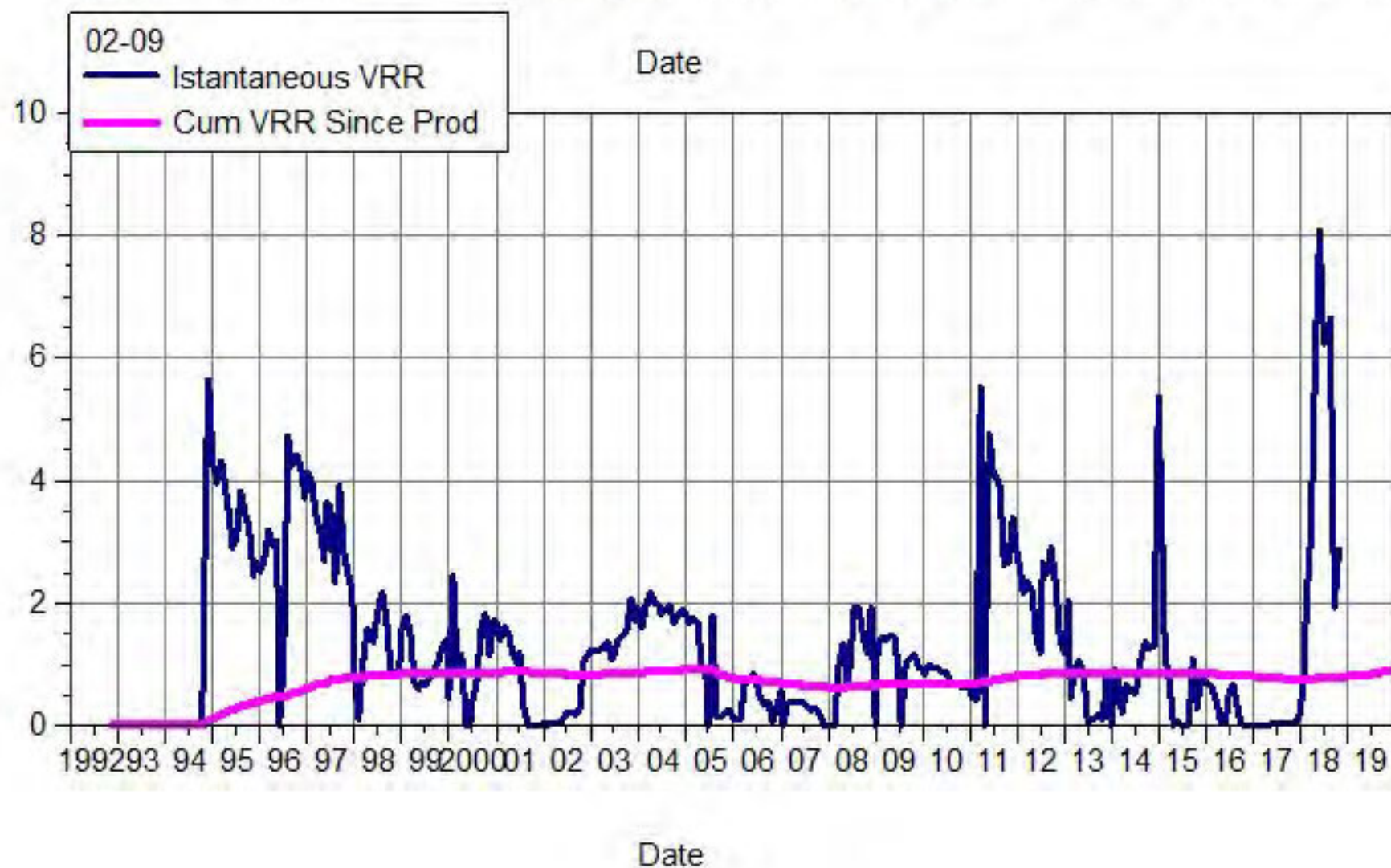
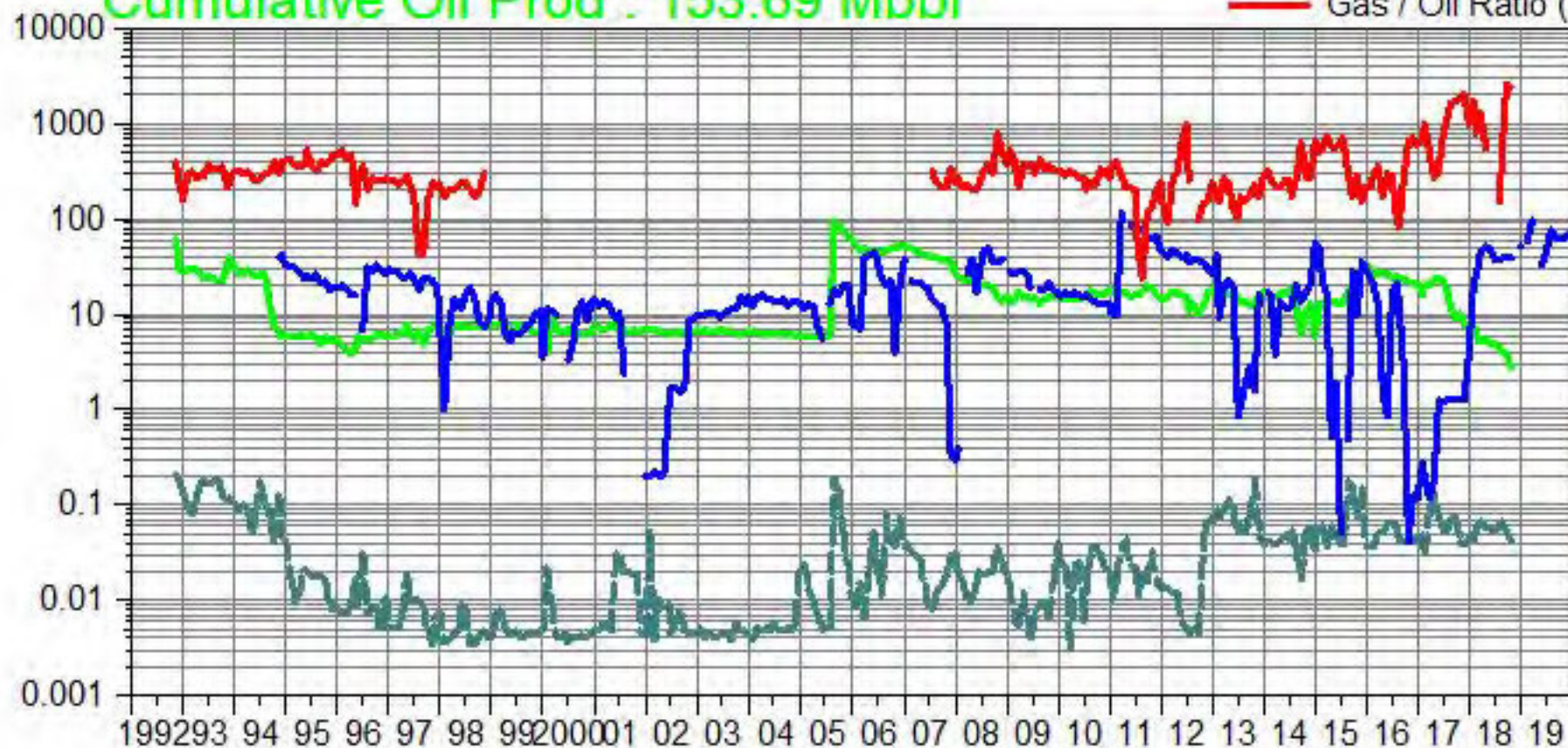
Water / Oil Ratio (bbl/bbl)
Oil Rate (CD) (bbl/d)
Water Inj Rate (CD) (bbl/d)
Gas / Oil Ratio (cf/bbl)



South Pierson Unit 1 Pattern: 02-09 Set: PIERSON UNIT 1

Cumulative Oil Prod : 153.69 Mbbl

Water / Oil Ratio (bbl/bbl)
Oil Rate (CD) (bbl/d)
Water Inj Rate (CD) (bbl/d)
Gas / Oil Ratio (cf/bbl)

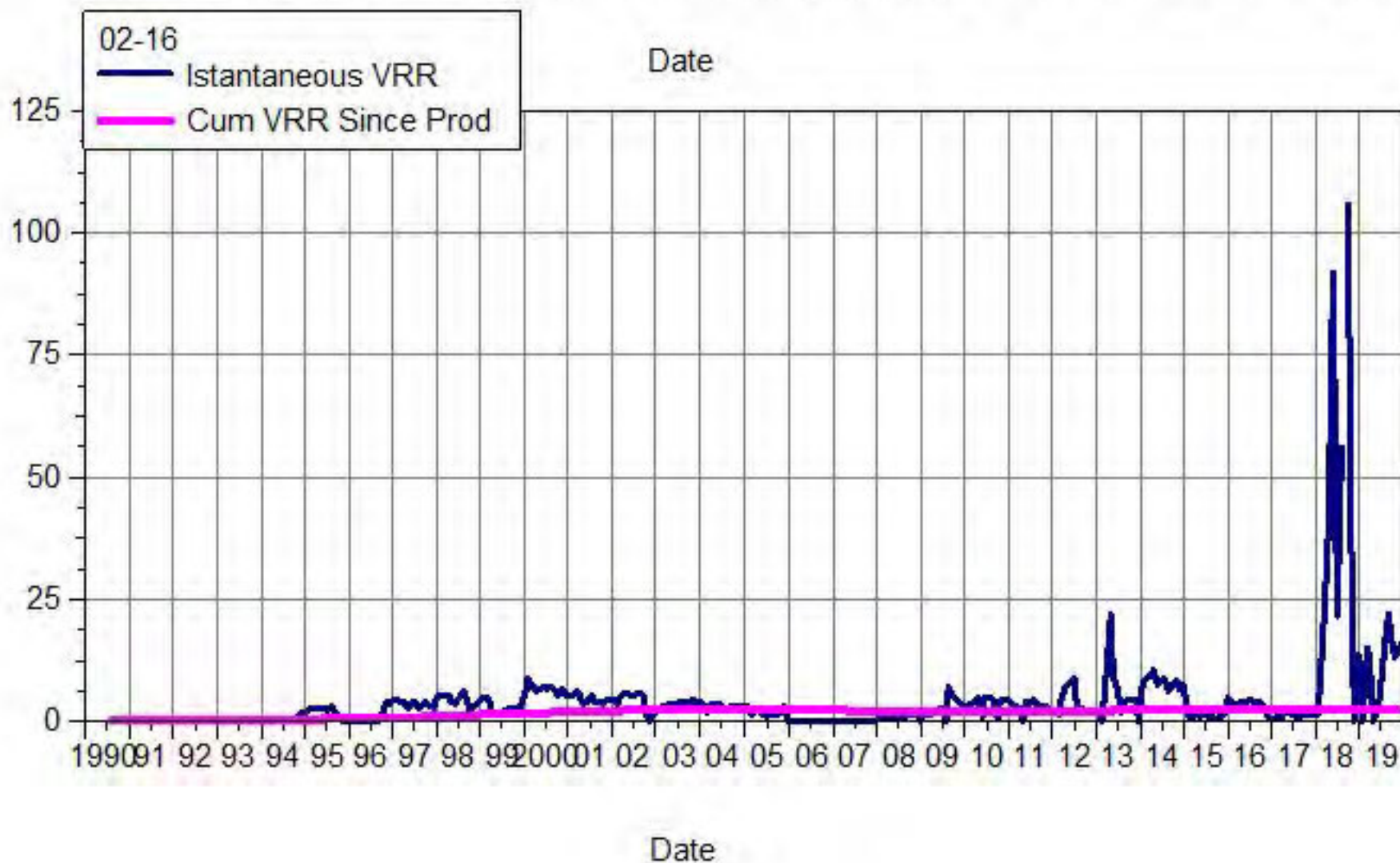
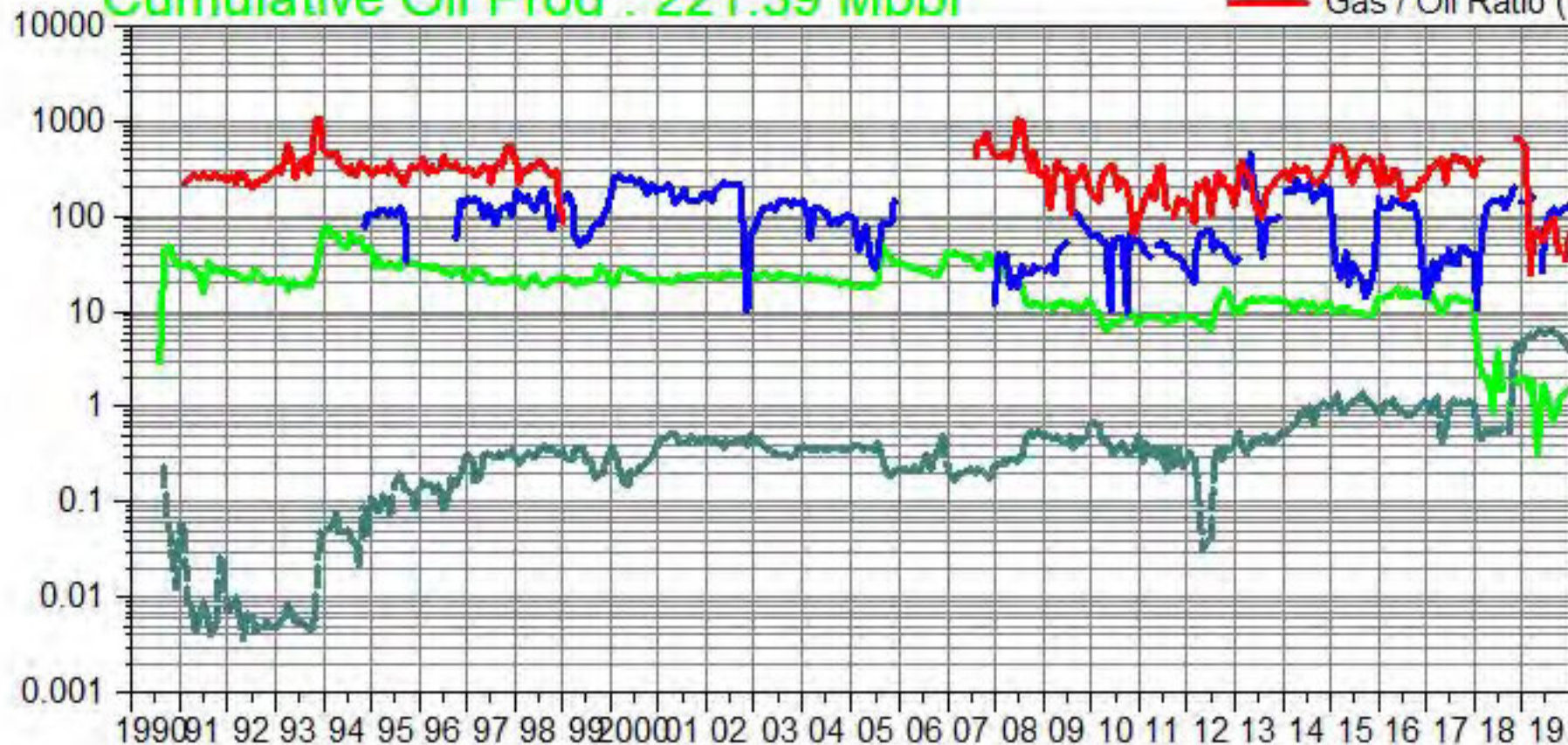


South Pierson Unit 1

Pattern: 02-16 Set: PIERSON UNIT 1

Cumulative Oil Prod : 221.39 Mbbl

--- Water / Oil Ratio (bbl/bbl)
 --- Oil Rate (CD) (bbl/d)
 --- Water Inj Rate (CD) (bbl/d)
 --- Gas / Oil Ratio (cf/bbl)

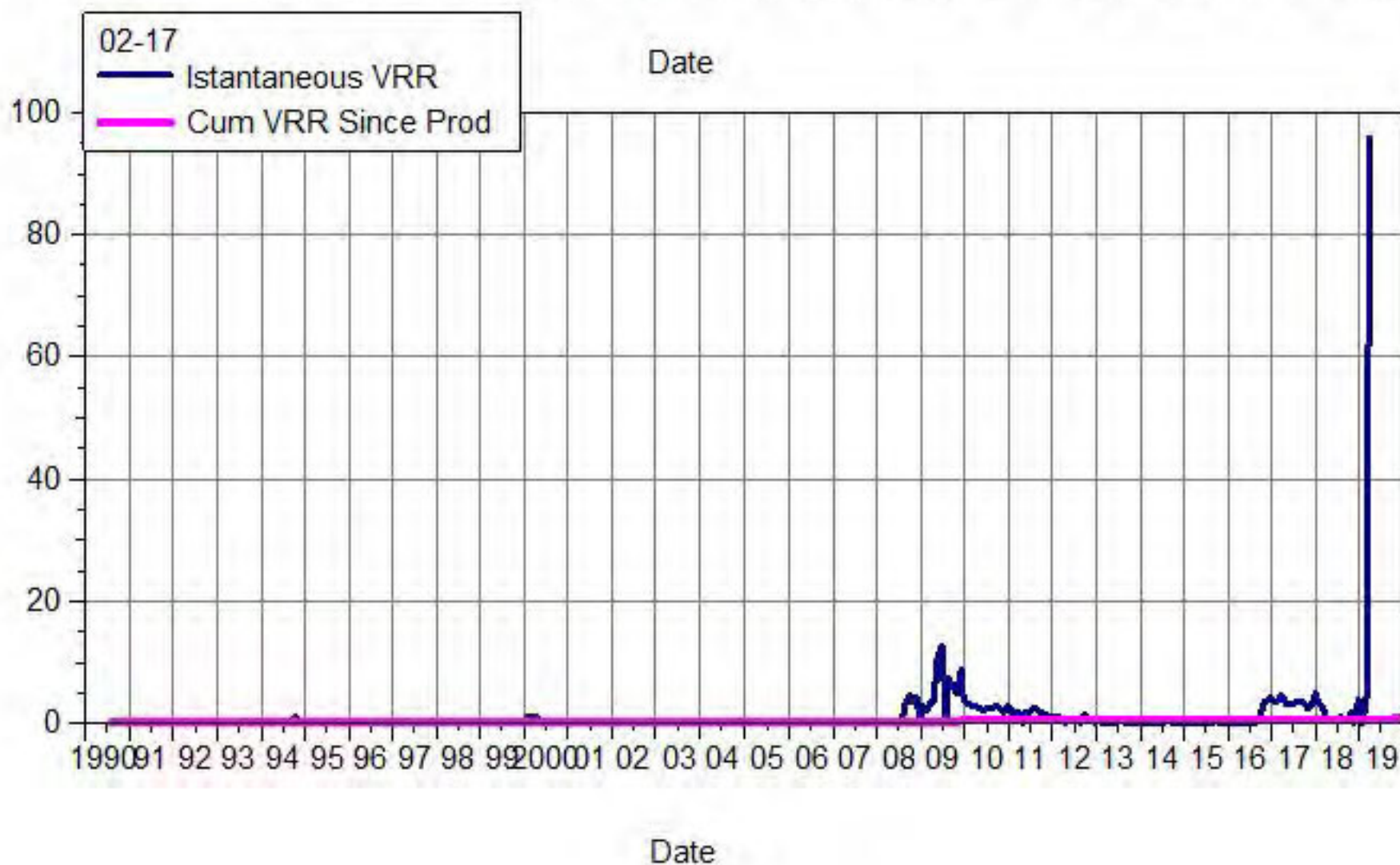
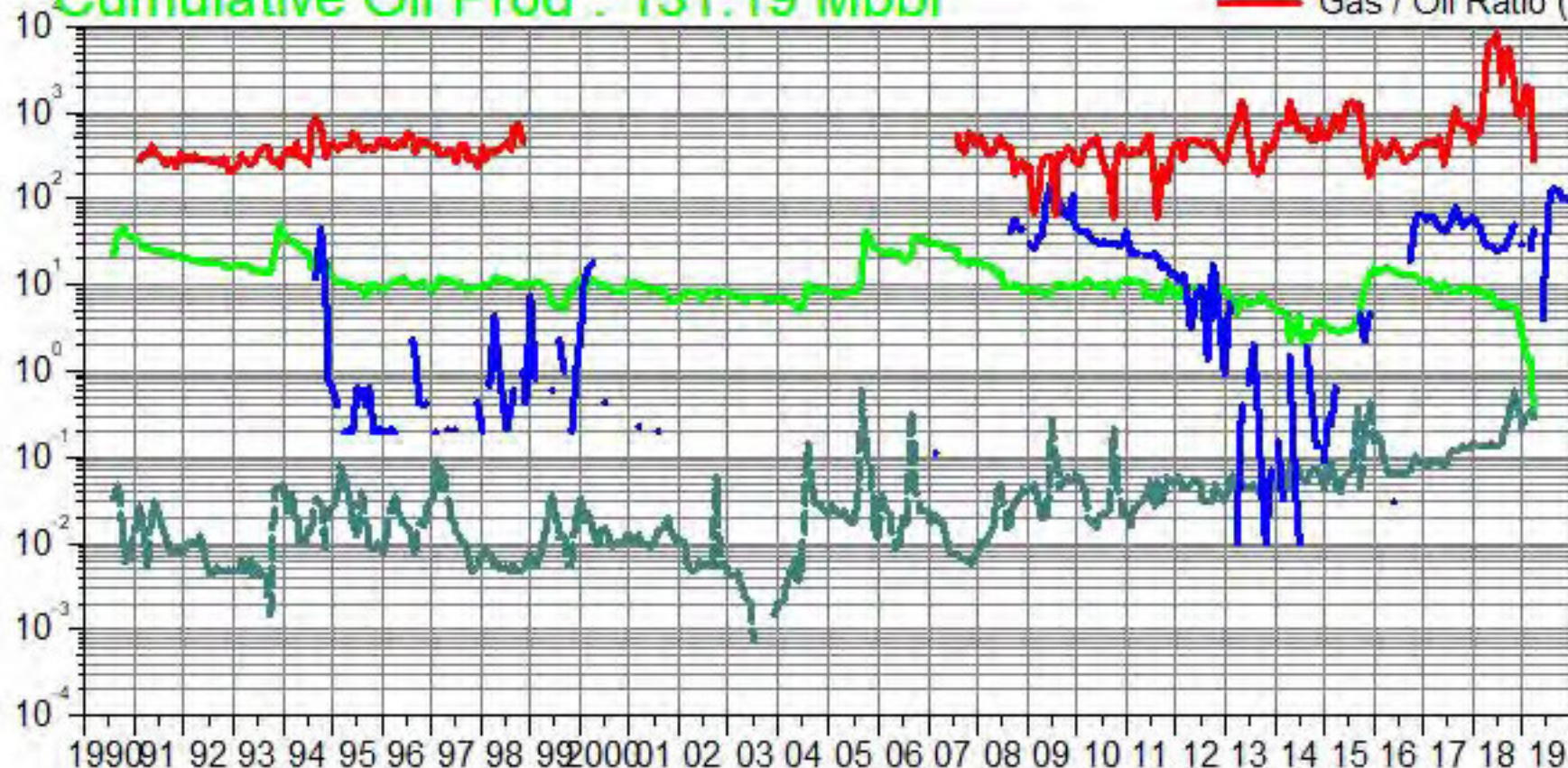


South Pierson Unit 1

Pattern: 02-17 Set: PIERSON UNIT 1

Cumulative Oil Prod : 131.19 Mbbl

- Water / Oil Ratio (bbl/bbl)
- Oil Rate (CD) (bbl/d)
- Water Inj Rate (CD) (bbl/d)
- Gas / Oil Ratio (cf/bbl)

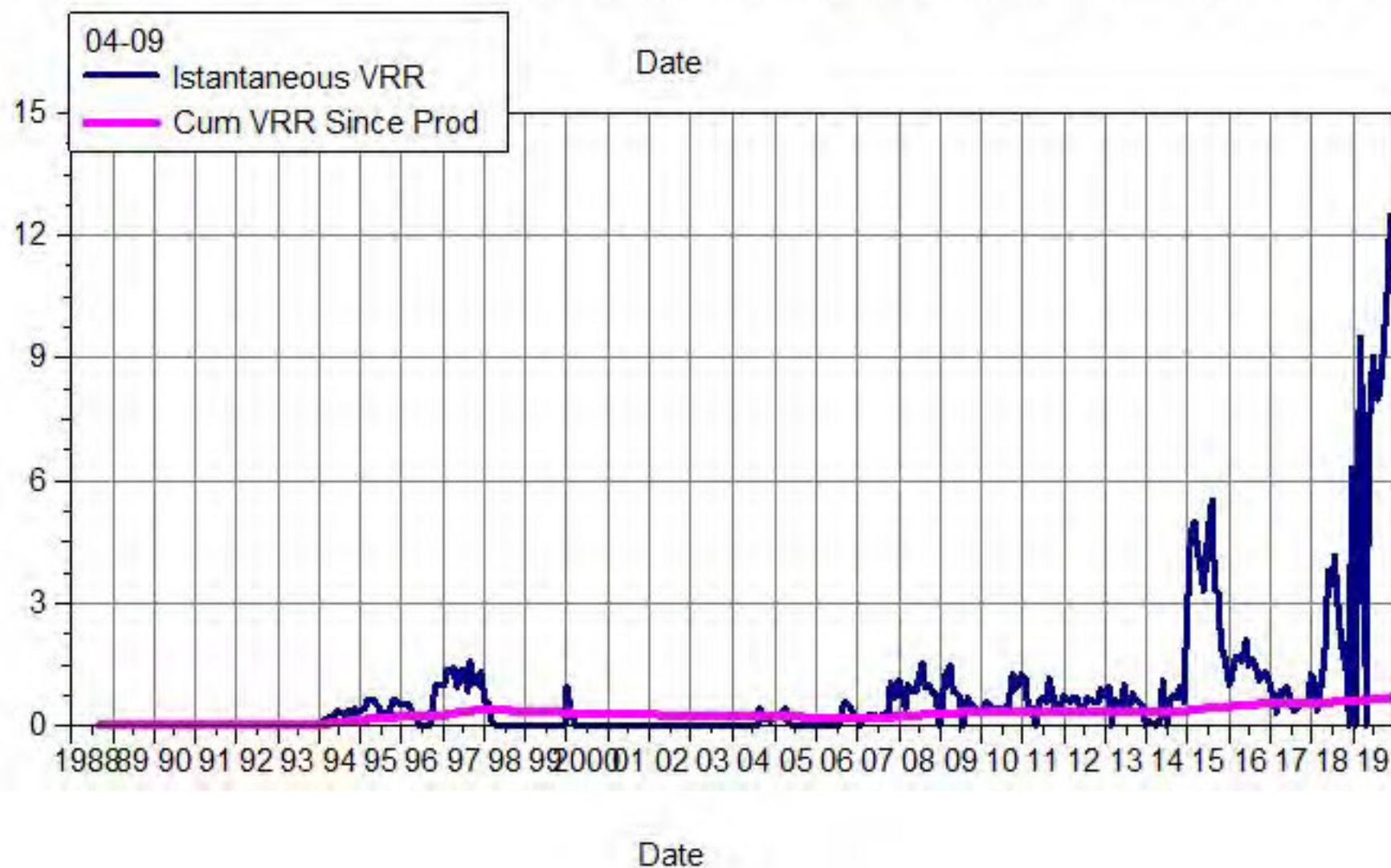
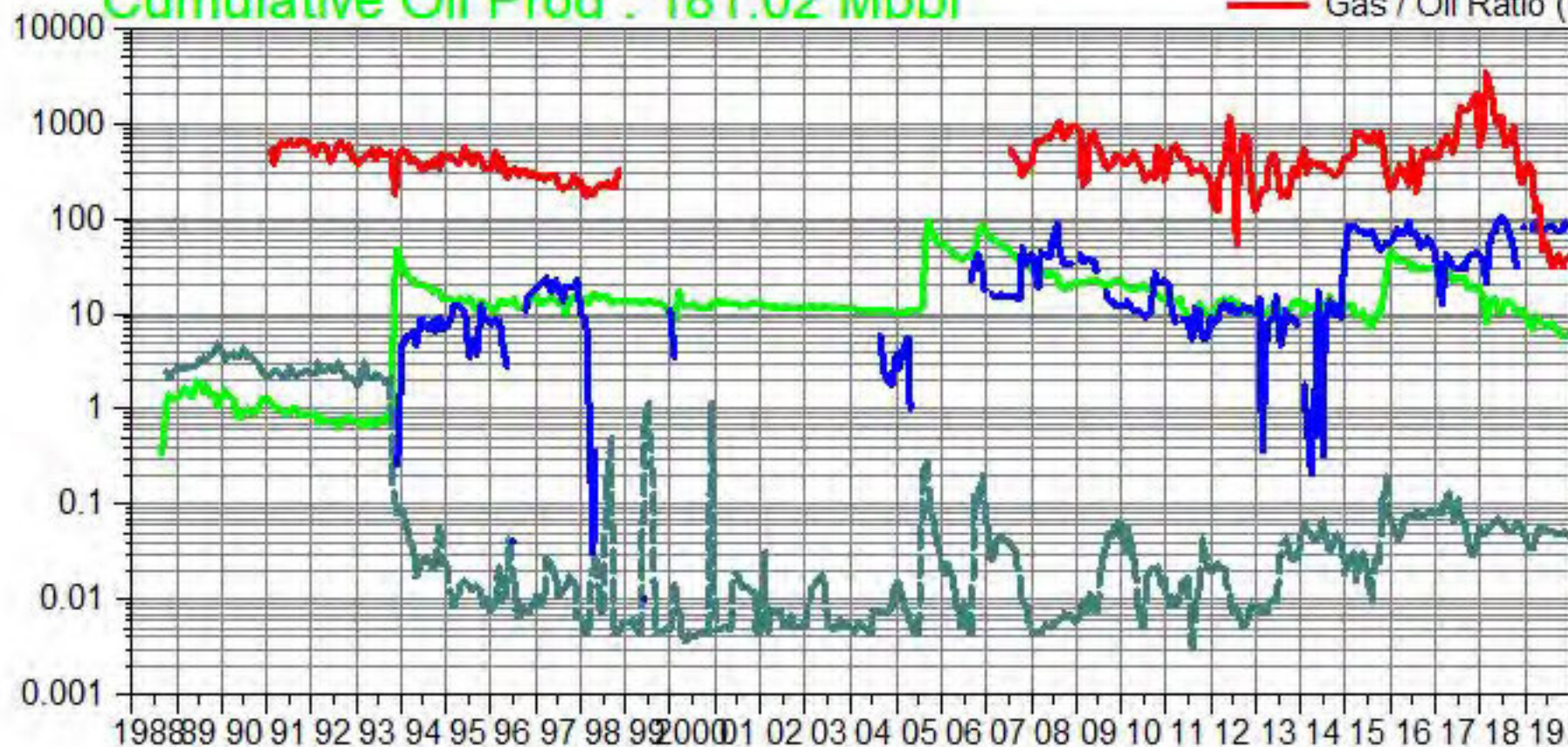


South Pierson Unit 1

Pattern: 04-09 Set: PIERSON UNIT 1

Cumulative Oil Prod : 181.02 Mbbl

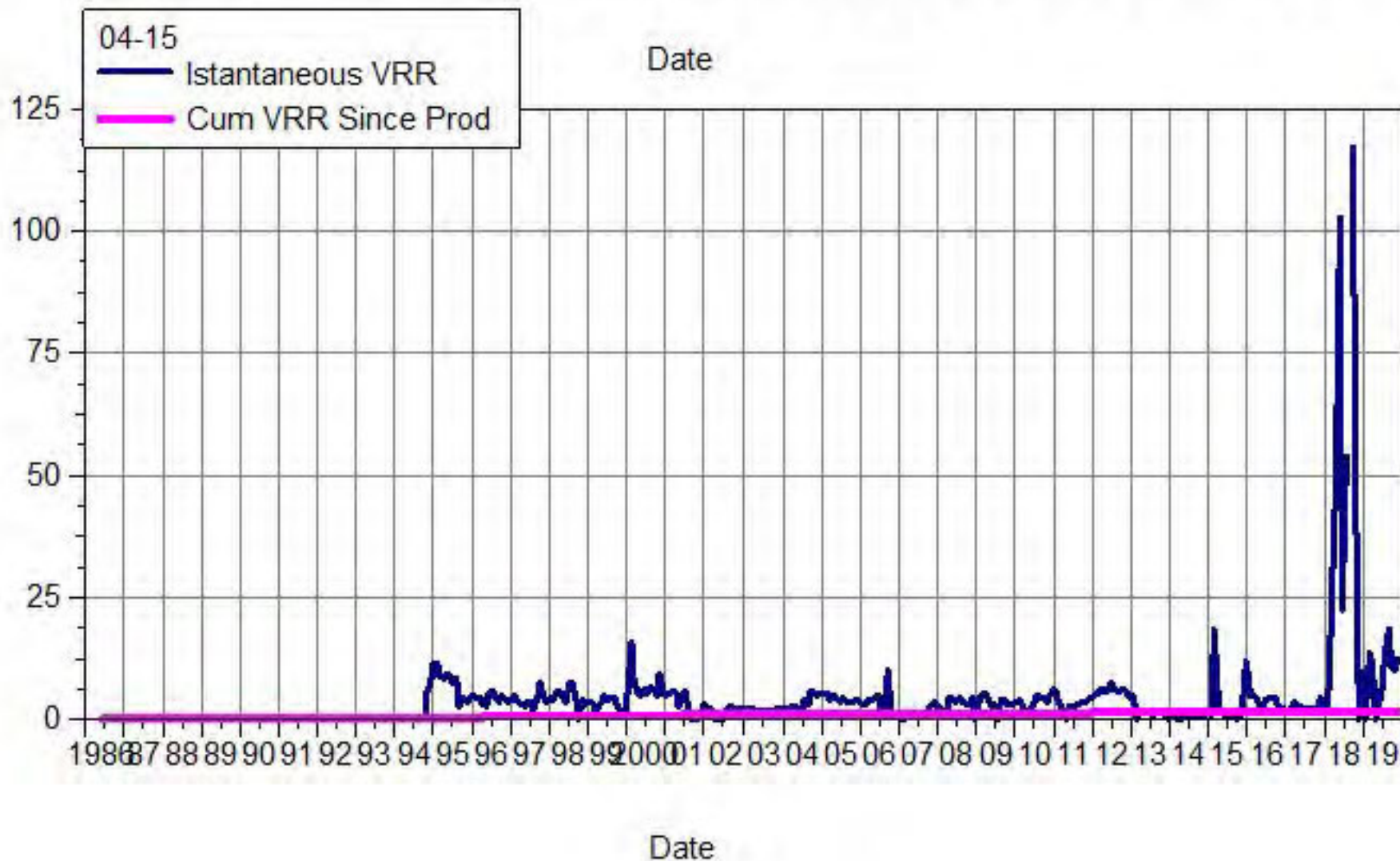
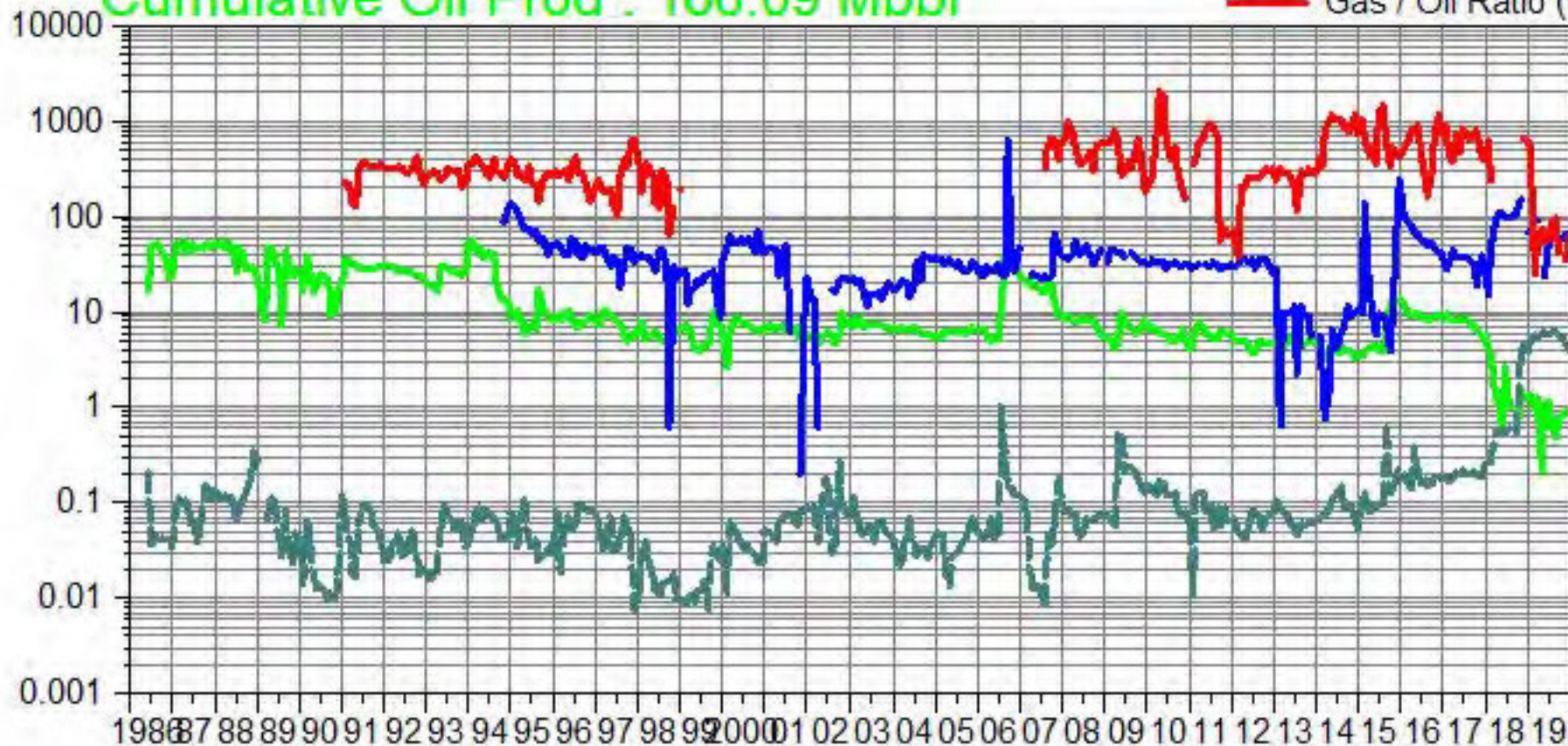
Water / Oil Ratio (bbl/bbl)
Oil Rate (CD) (bbl/d)
Water Inj Rate (CD) (bbl/d)
Gas / Oil Ratio (cf/bbl)



South Pierson Unit 1 Pattern: 04-15 Set: PIERSON UNIT 1

Cumulative Oil Prod : 166.09 Mbbl

Water / Oil Ratio (bbl/bbl)
Oil Rate (CD) (bbl/d)
Water Inj Rate (CD) (bbl/d)
Gas / Oil Ratio (cf/bbl)

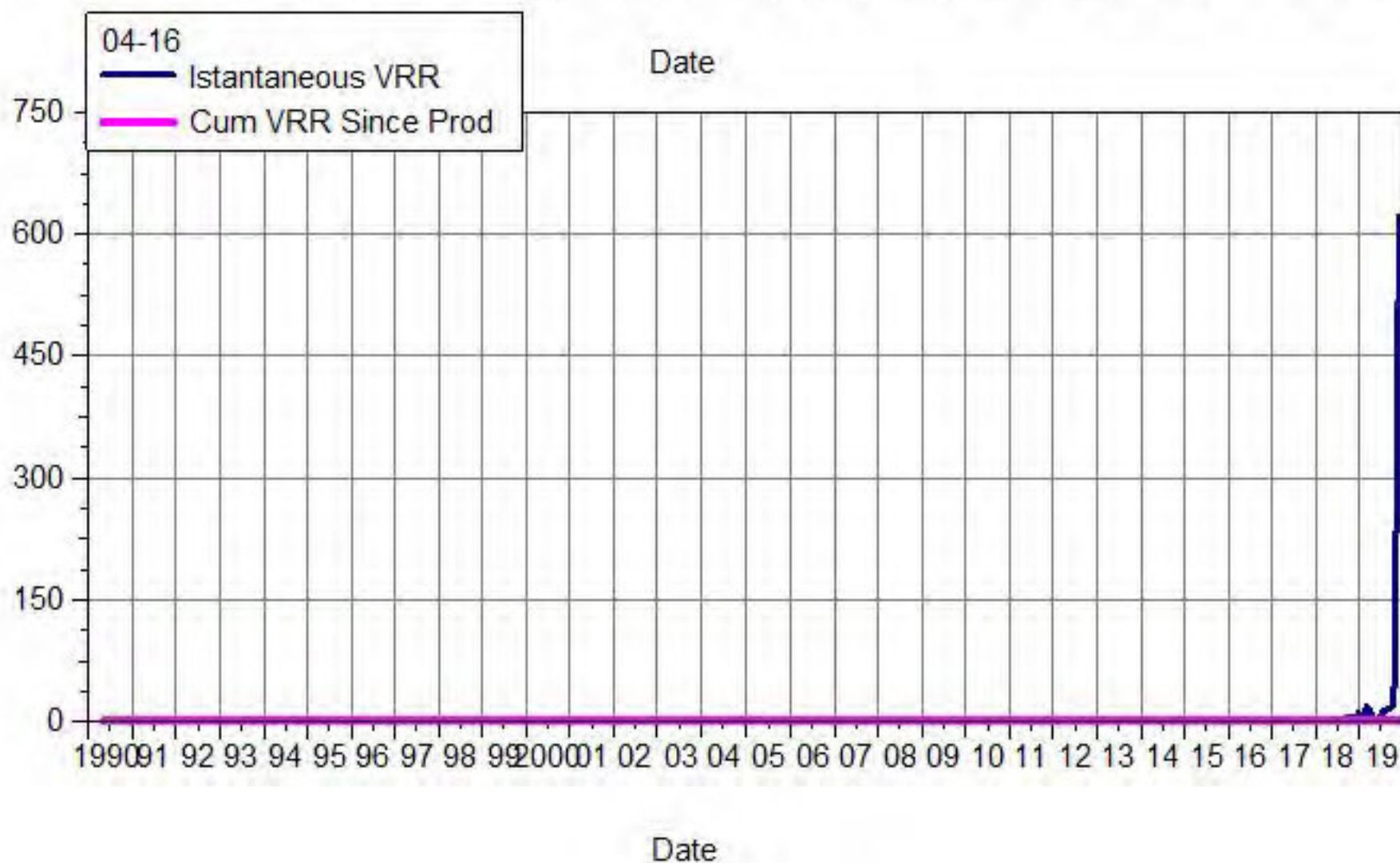
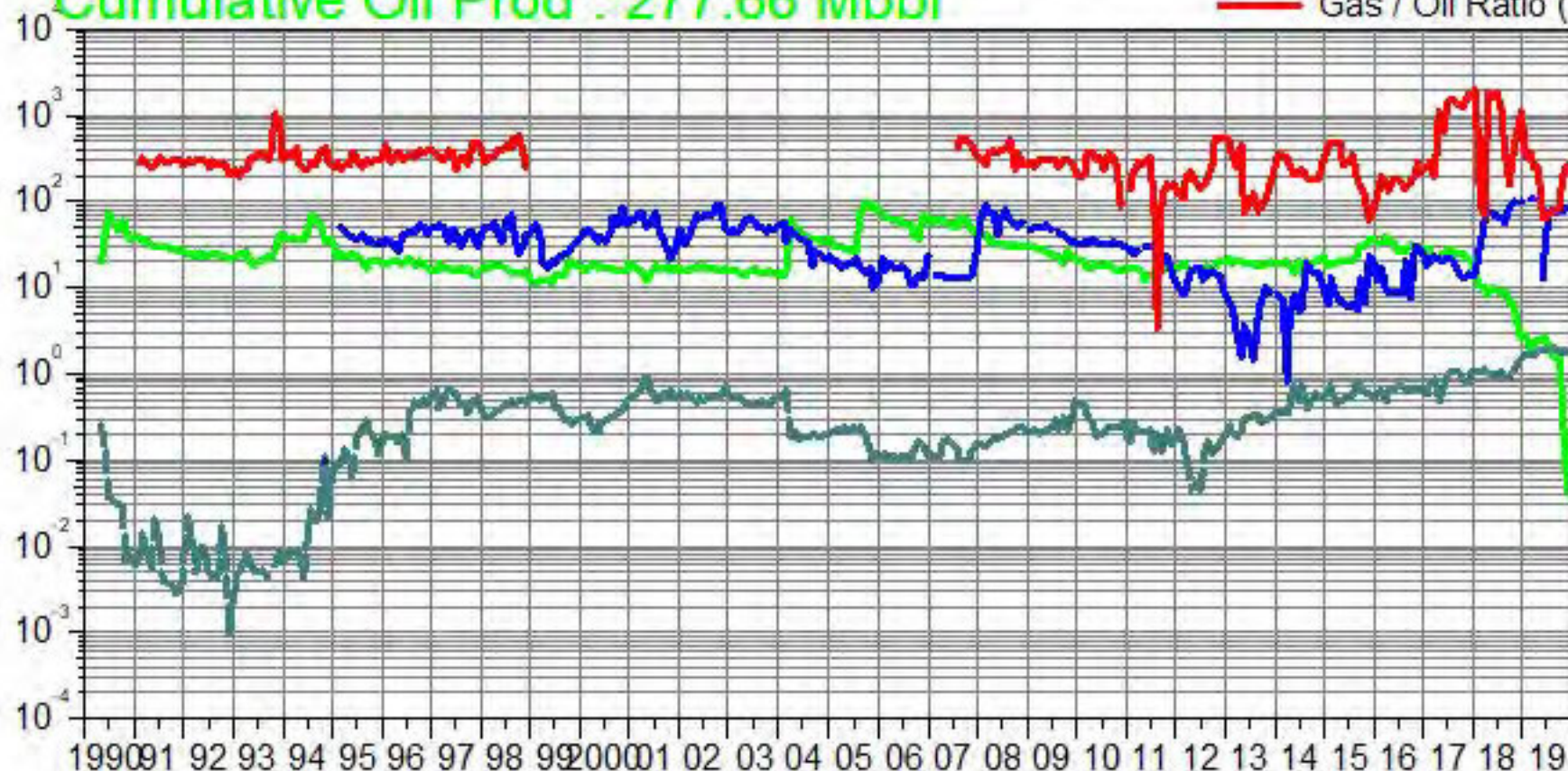


South Pierson Unit 1

Pattern: 04-16 Set: PIERSON UNIT 1

Cumulative Oil Prod : 277.66 Mbbl

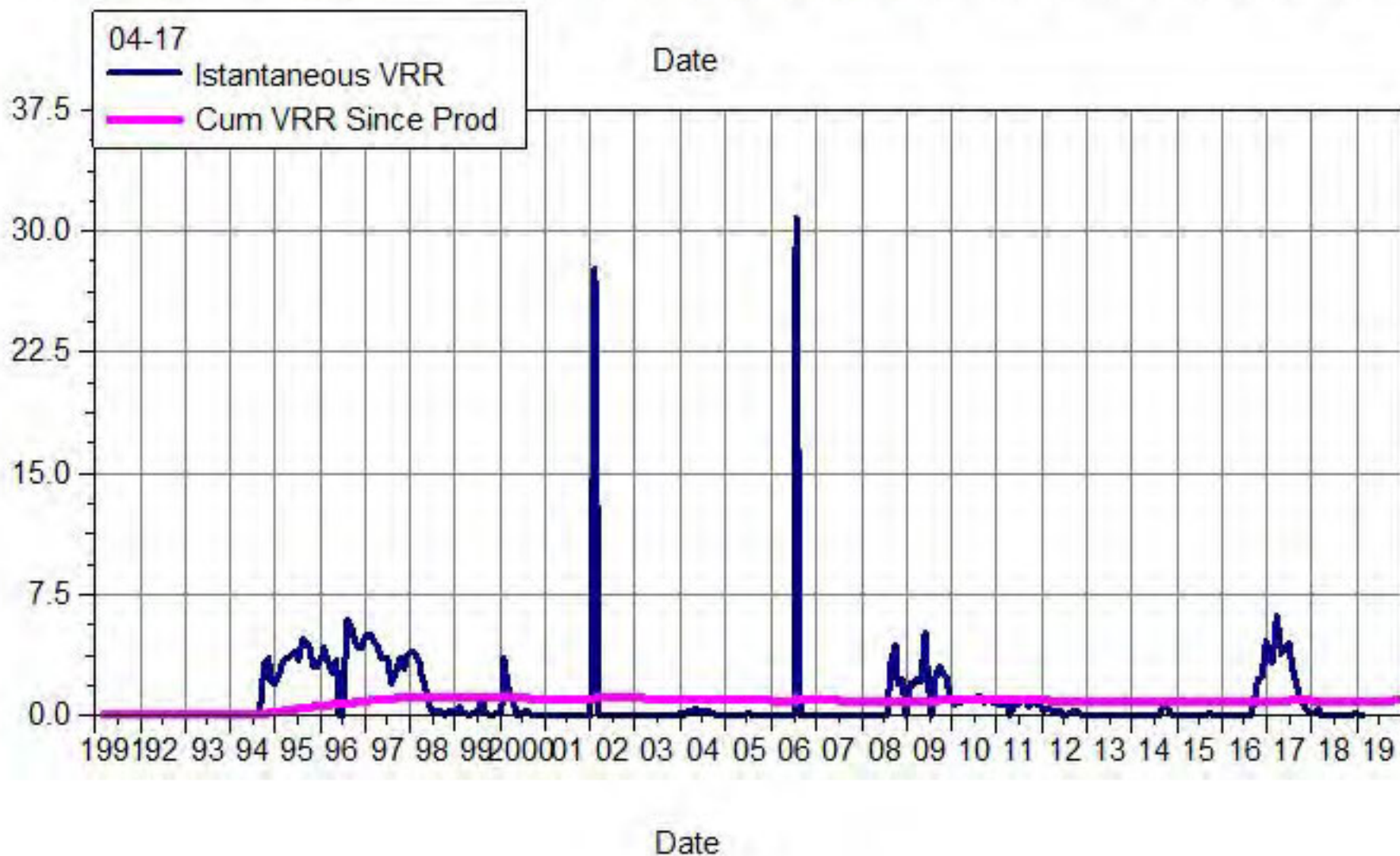
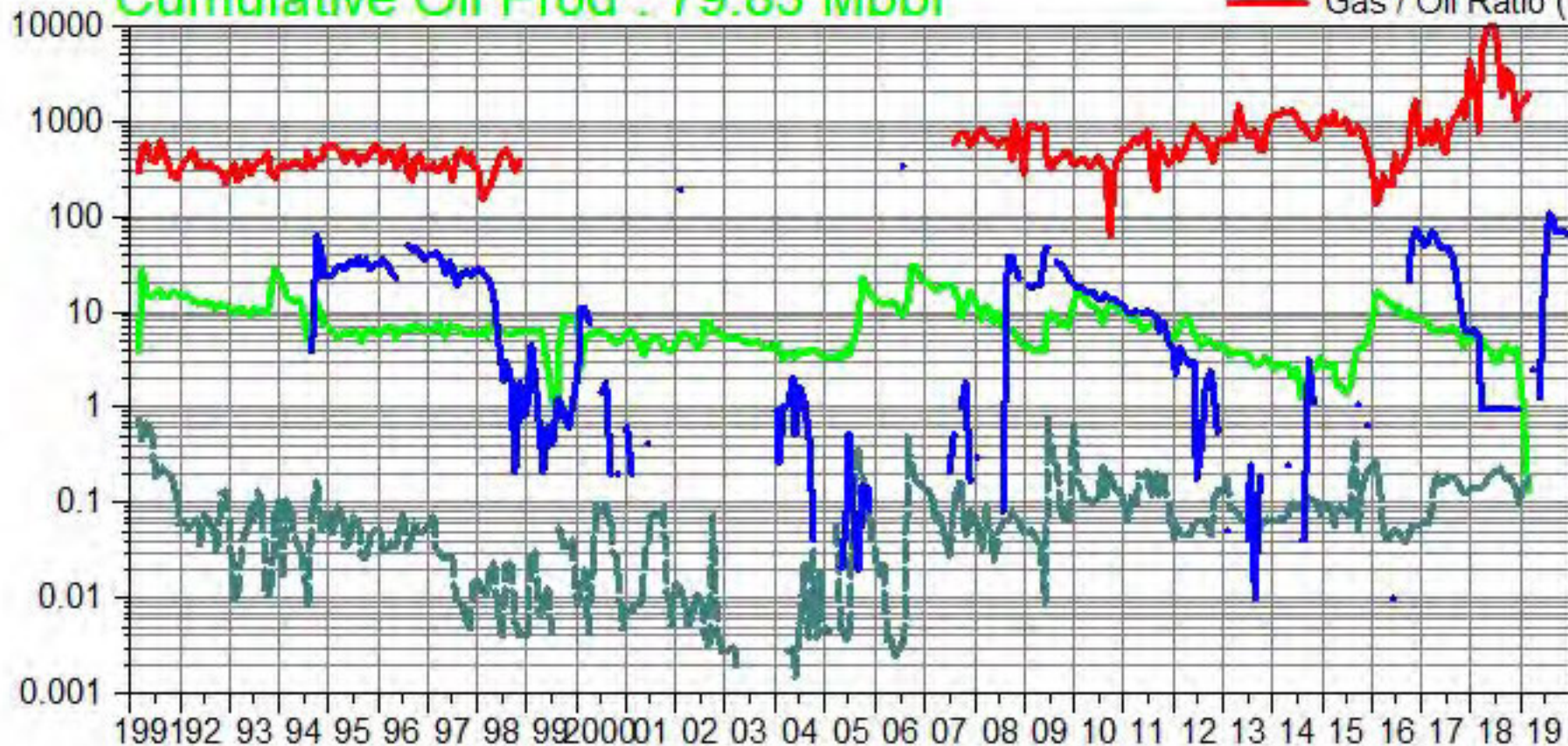
--- Water / Oil Ratio (bbl/bbl)
 --- Oil Rate (CD) (bbl/d)
 --- Water Inj Rate (CD) (bbl/d)
 --- Gas / Oil Ratio (cf/bbl)



South Pierson Unit 1 Pattern: 04-17 Set: PIERSON UNIT 1

Cumulative Oil Prod : 79.83 Mbbl

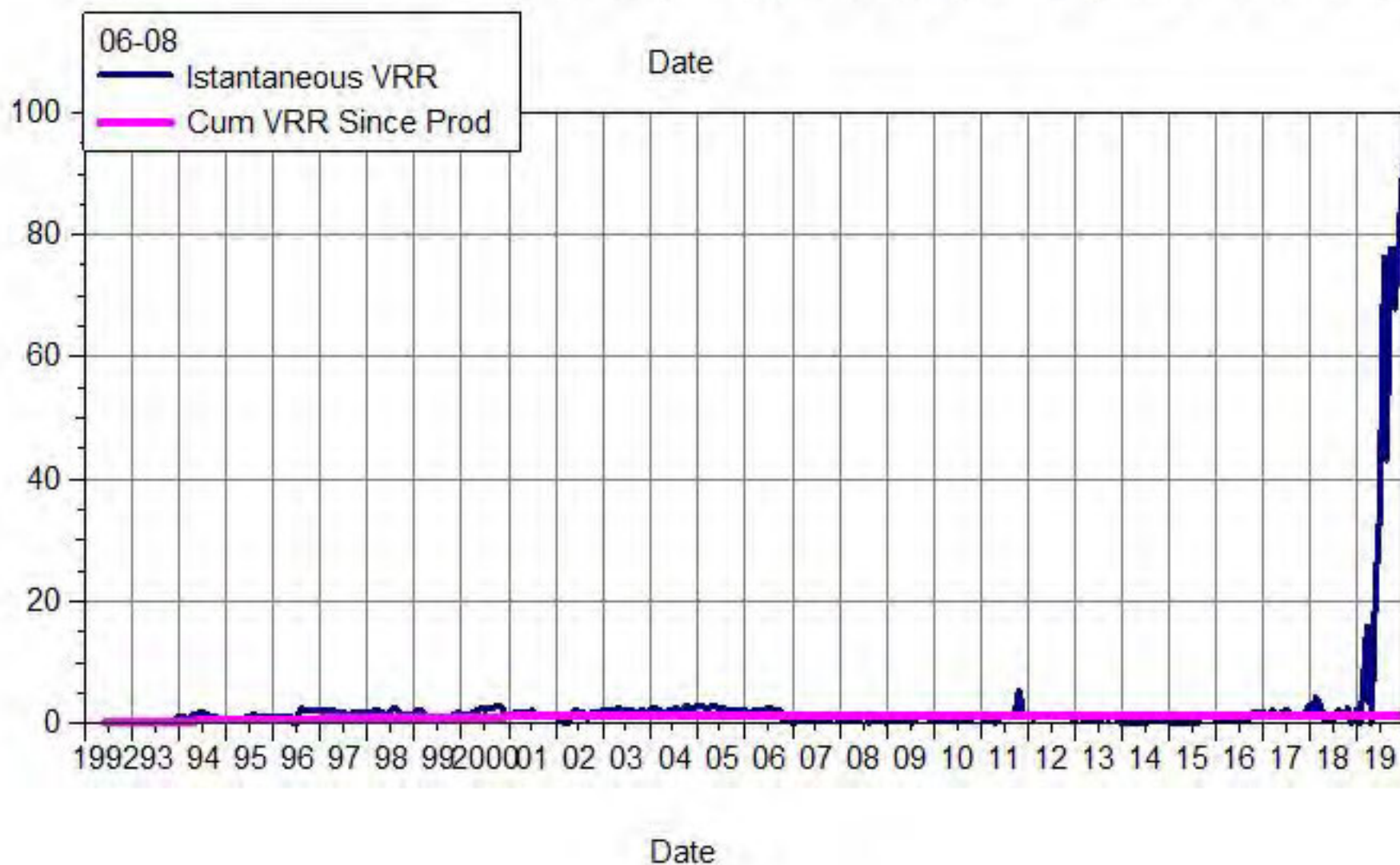
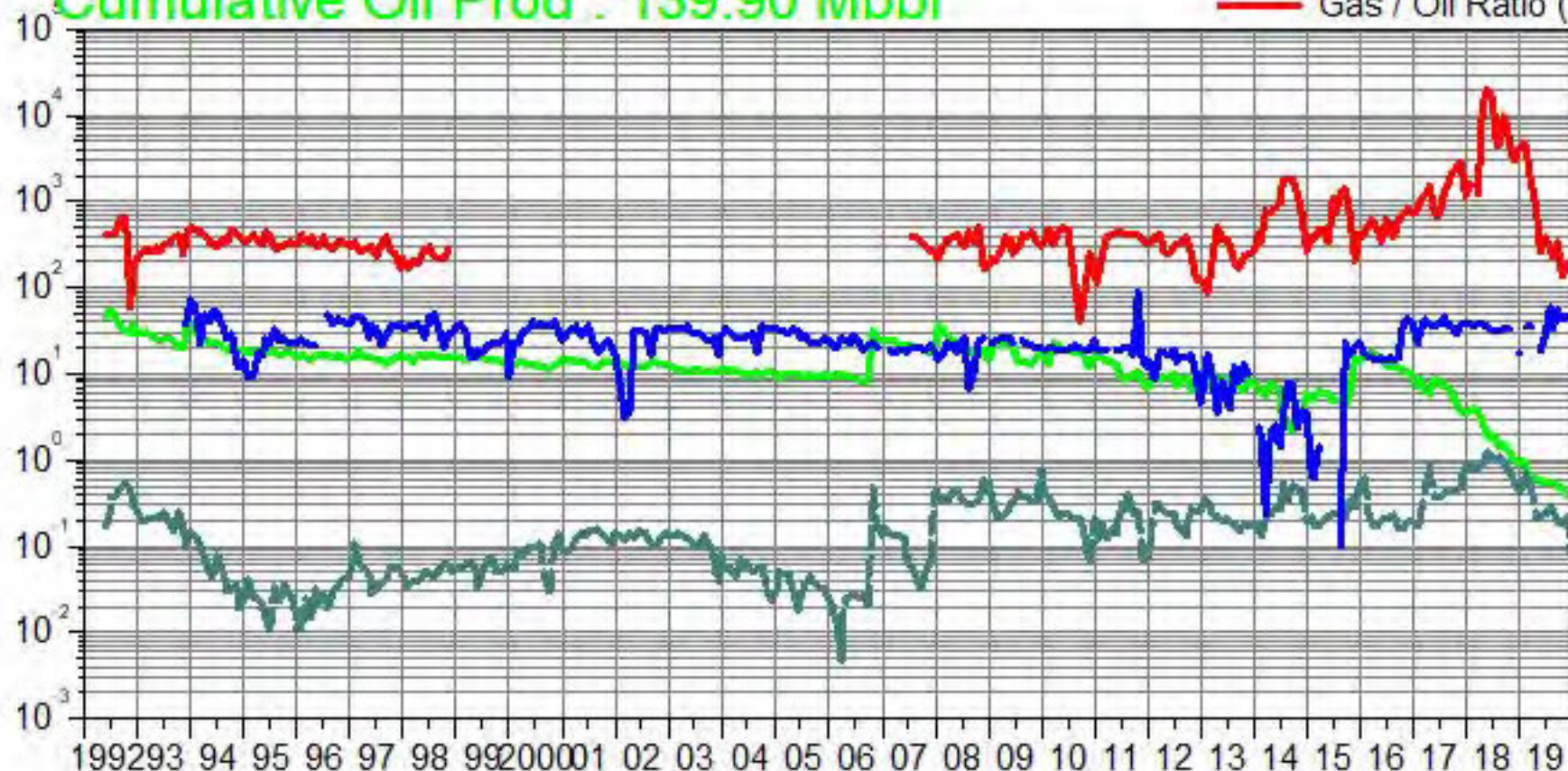
Water / Oil Ratio (bbl/bbl)
Oil Rate (CD) (bbl/d)
Water Inj Rate (CD) (bbl/d)
Gas / Oil Ratio (cf/bbl)



South Pierson Unit 1 Pattern: 06-08 Set: PIERSON UNIT 1

Cumulative Oil Prod : 139.90 Mbbl

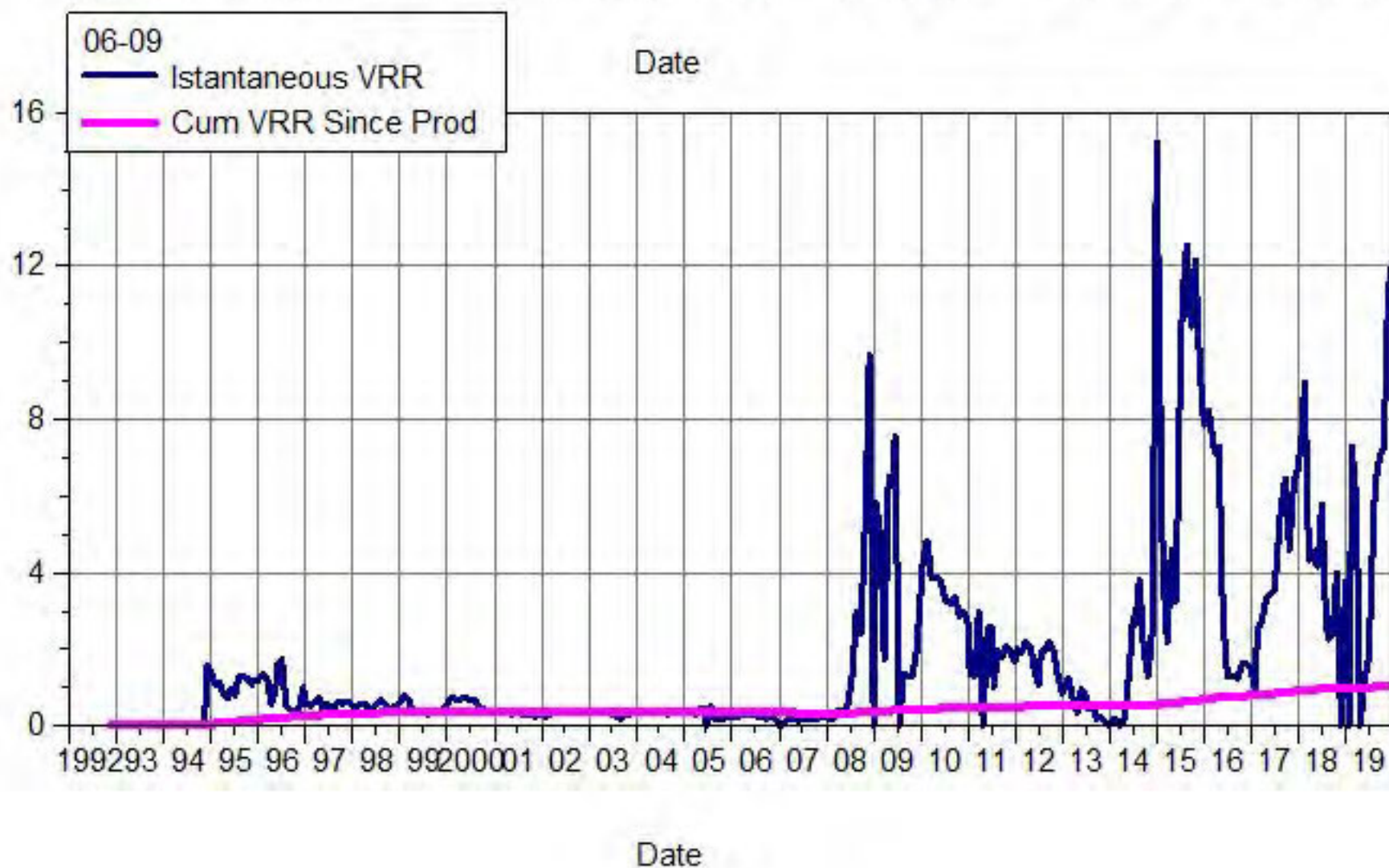
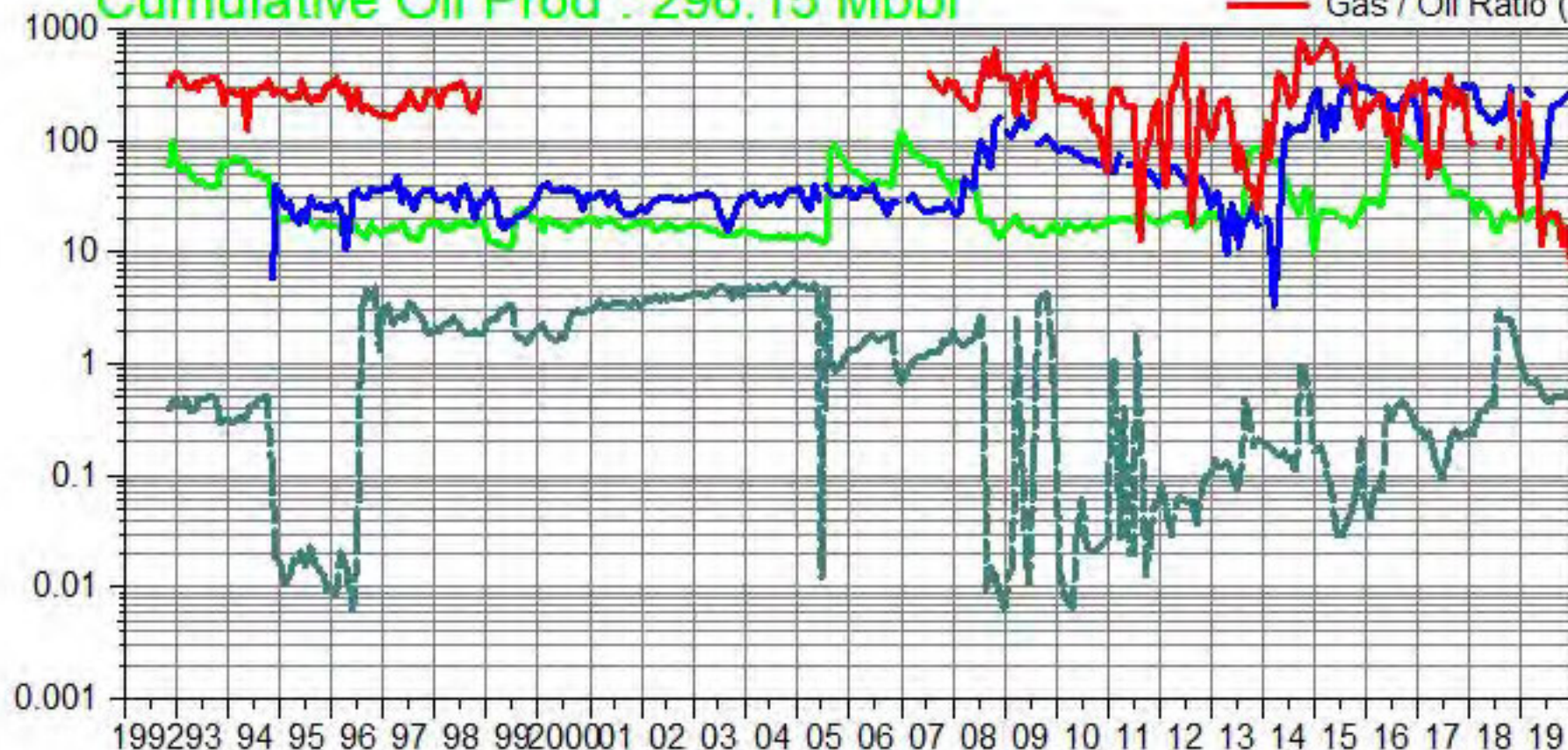
Water / Oil Ratio (bbl/bbl)
Oil Rate (CD) (bbl/d)
Water Inj Rate (CD) (bbl/d)
Gas / Oil Ratio (cf/bbl)



South Pierson Unit 1 Pattern: 06-09 Set: PIERSON UNIT 1

Cumulative Oil Prod : 296.15 Mbbl

--- Water / Oil Ratio (bbl/bbl)
 --- Oil Rate (CD) (bbl/d)
 --- Water Inj Rate (CD) (bbl/d)
 --- Gas / Oil Ratio (cf/bbl)

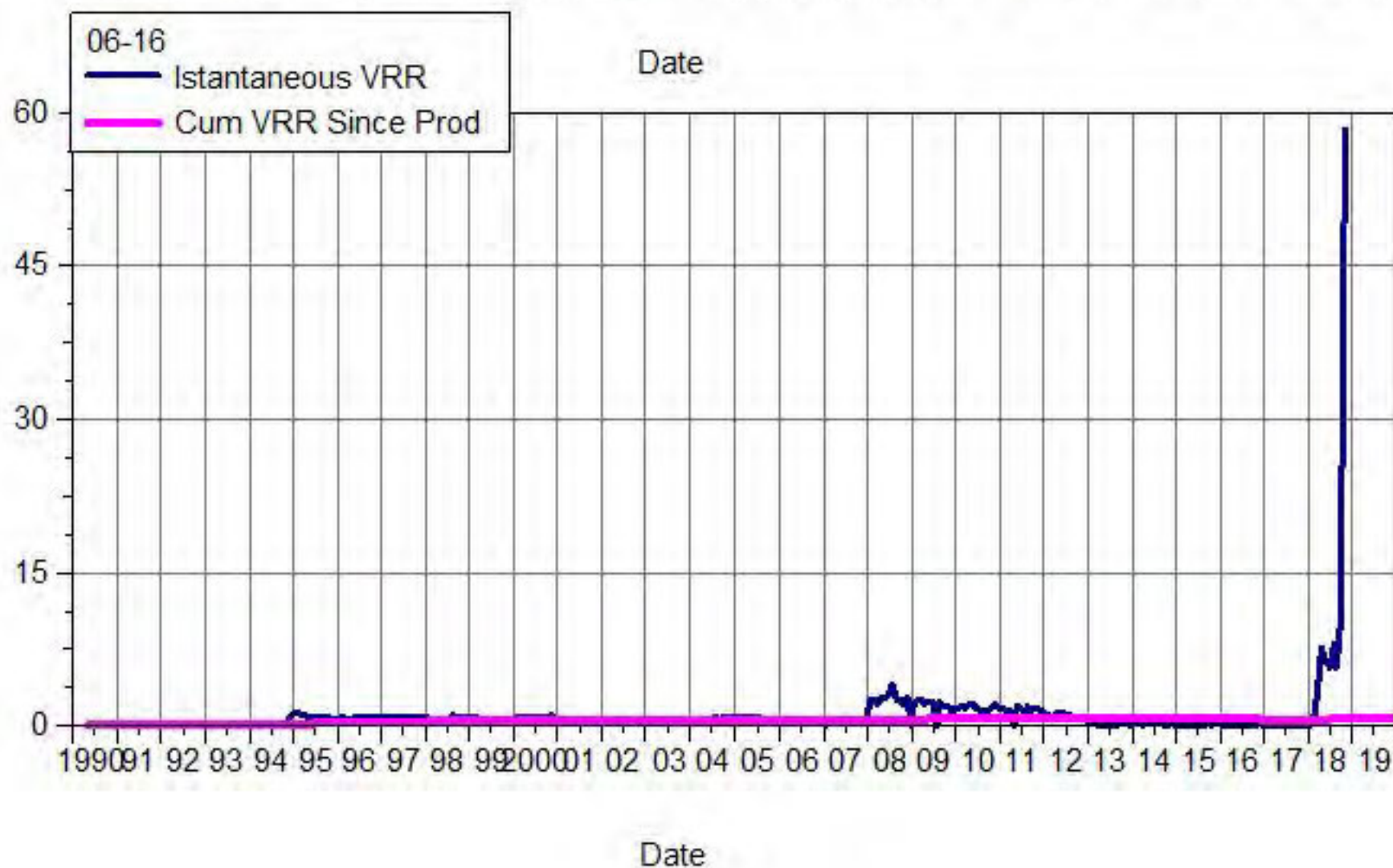
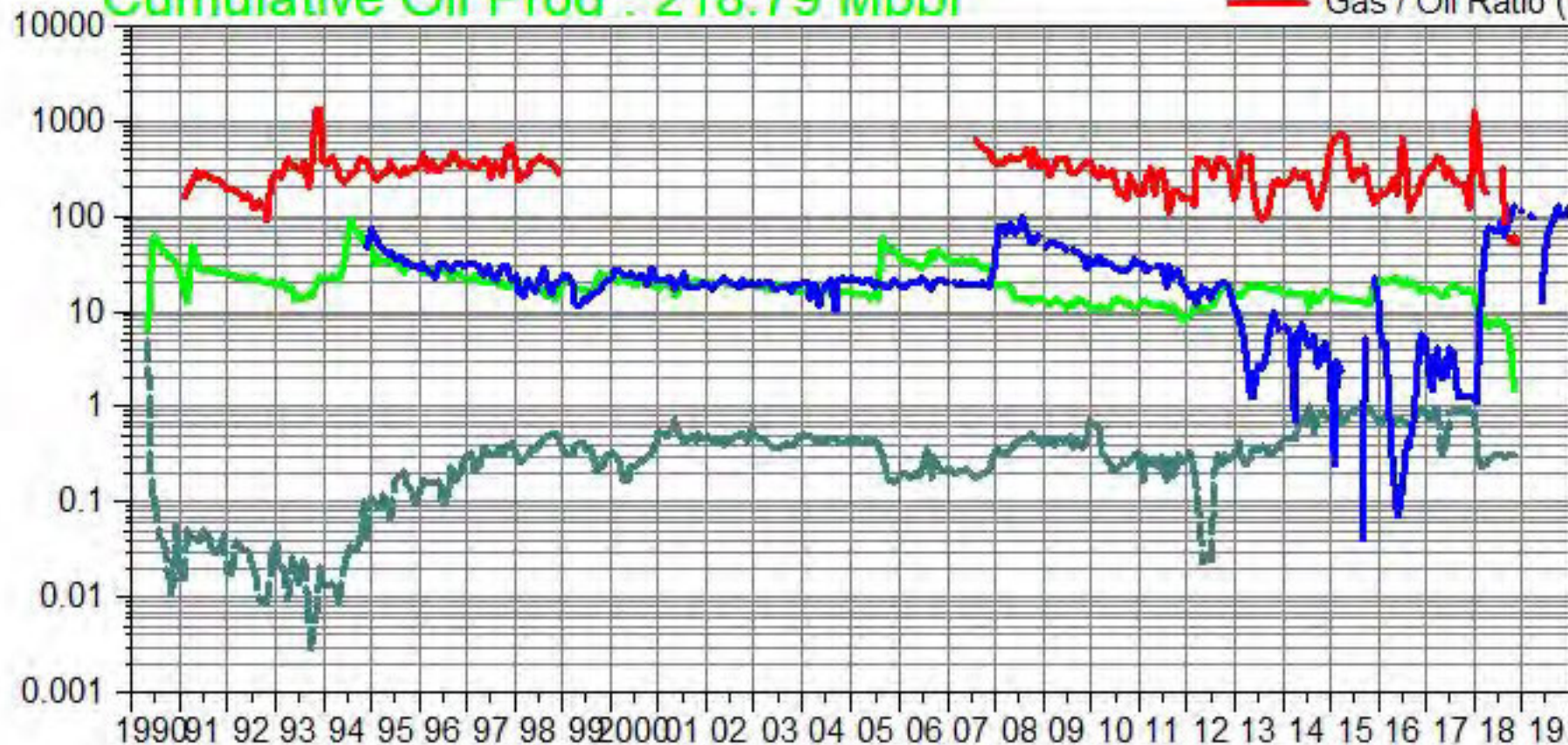


South Pierson Unit 1

Pattern: 06-16 Set: PIERSON UNIT 1

Cumulative Oil Prod : 218.79 Mbbl

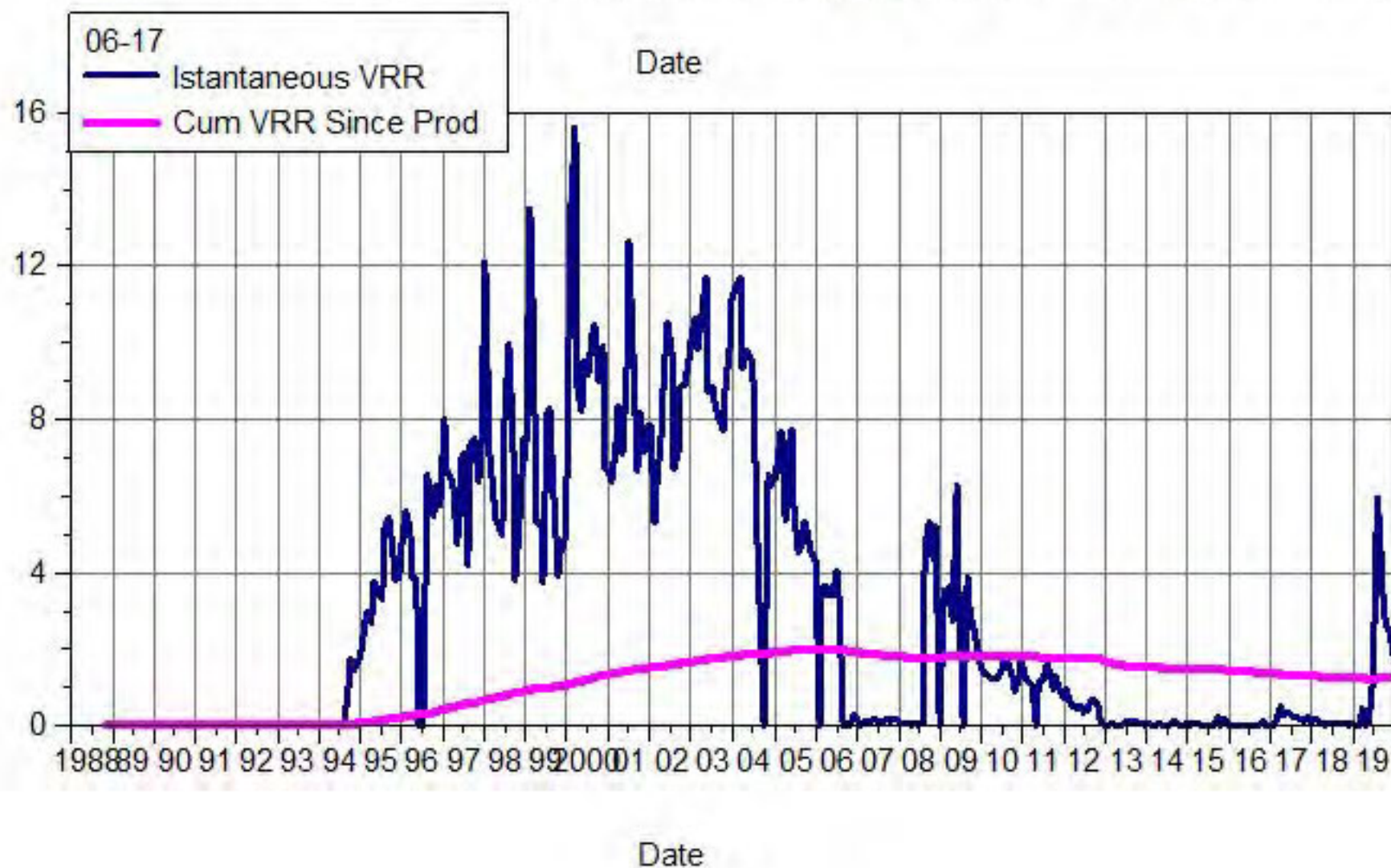
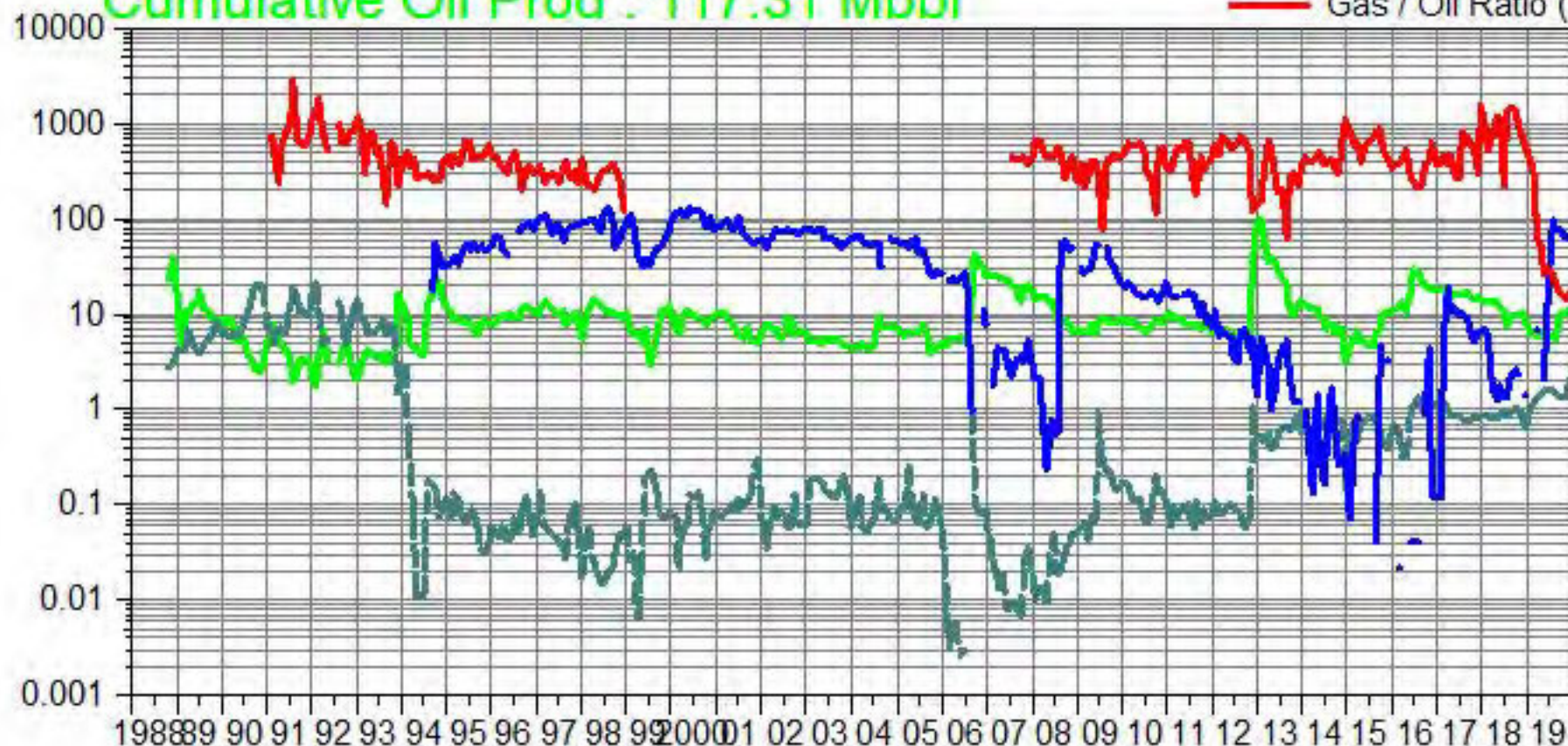
Water / Oil Ratio (bbl/bbl)
 Oil Rate (CD) (bbl/d)
 Water Inj Rate (CD) (bbl/d)
 Gas / Oil Ratio (cf/bbl)



South Pierson Unit 1 Pattern: 06-17 Set: PIERSON UNIT 1

Cumulative Oil Prod : 117.31 Mbbl

Water / Oil Ratio (bbl/bbl)
Oil Rate (CD) (bbl/d)
Water Inj Rate (CD) (bbl/d)
Gas / Oil Ratio (cf/bbl)

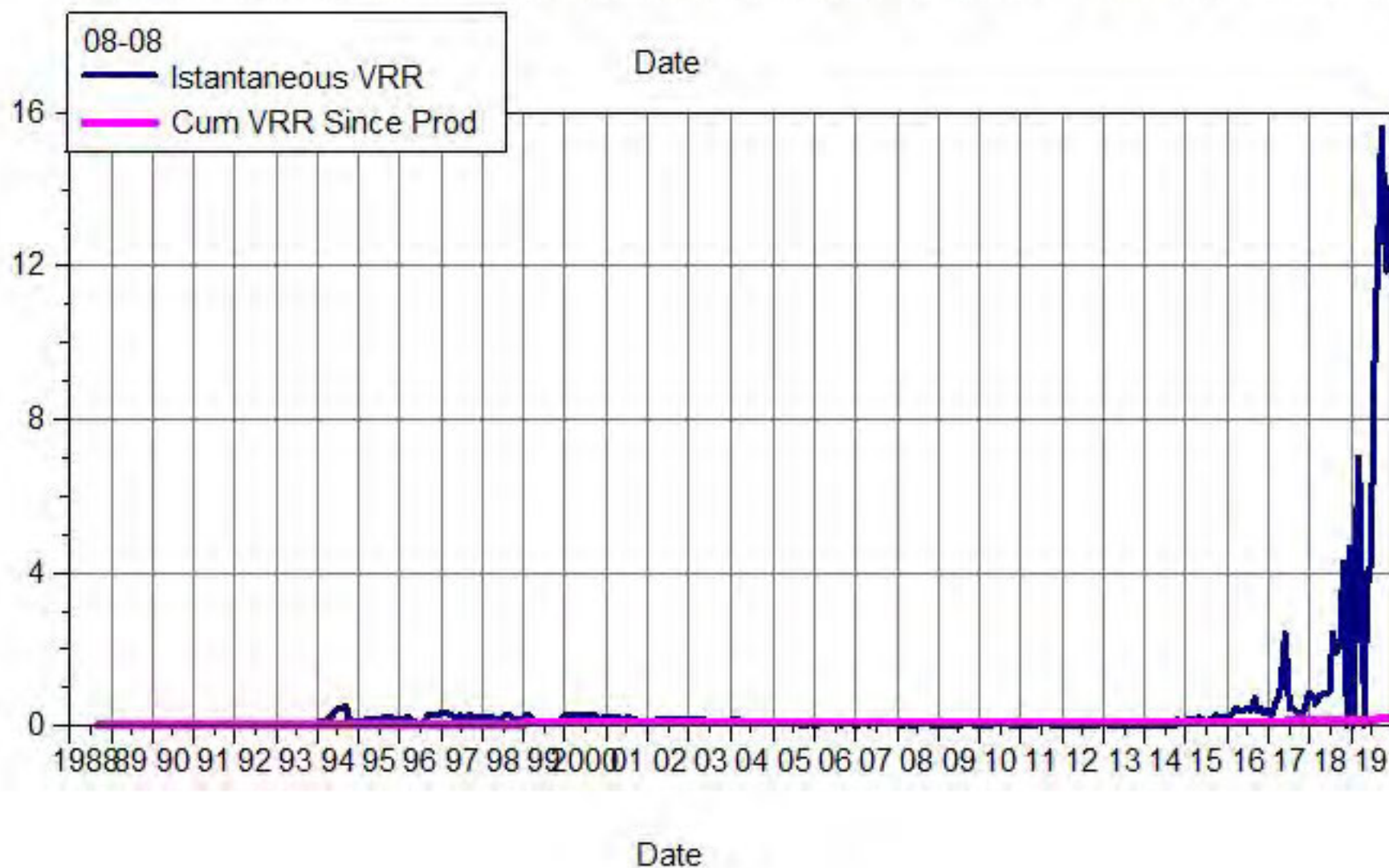
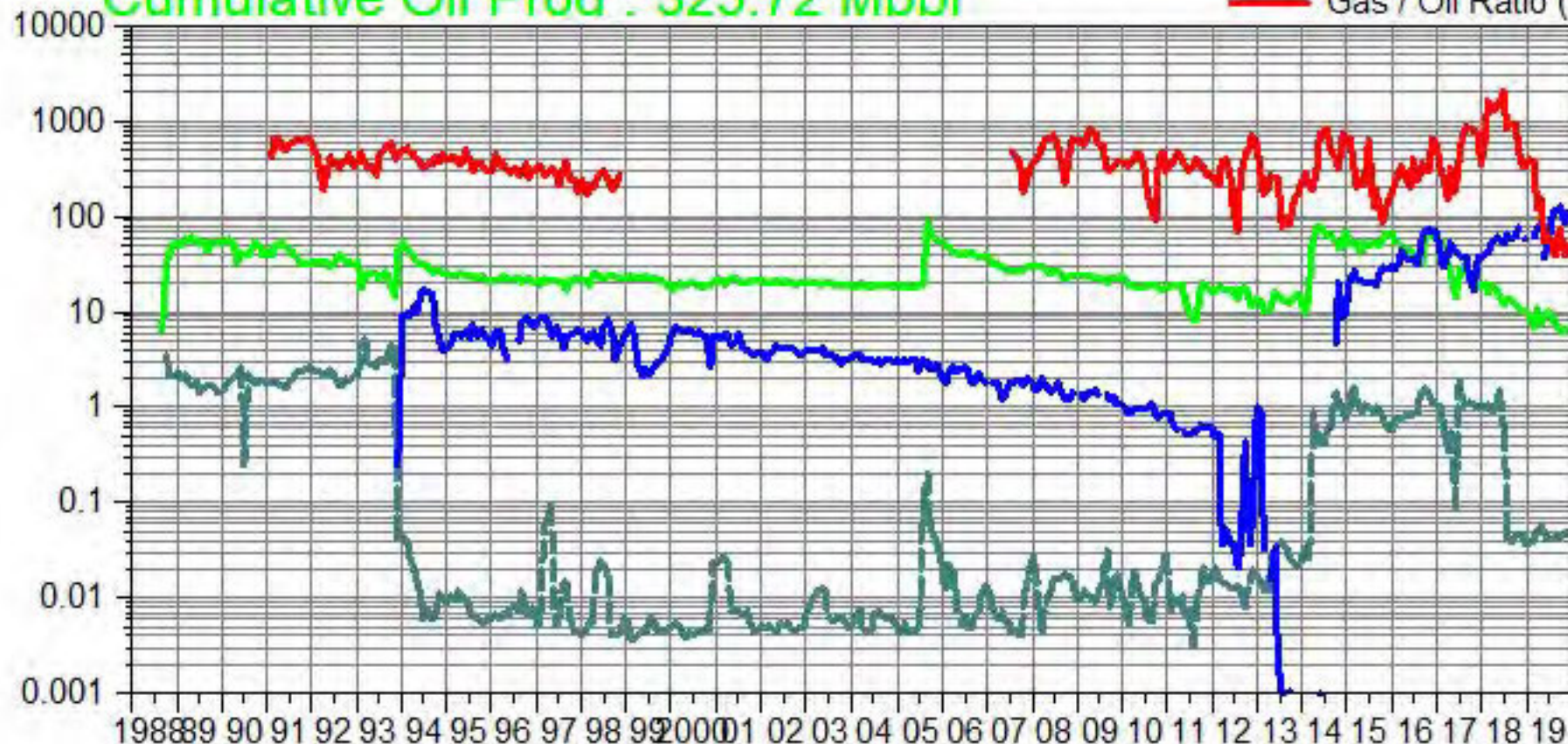


South Pierson Unit 1

Pattern: 08-08 Set: PIERSON UNIT 1

Cumulative Oil Prod : 325.72 Mbbl

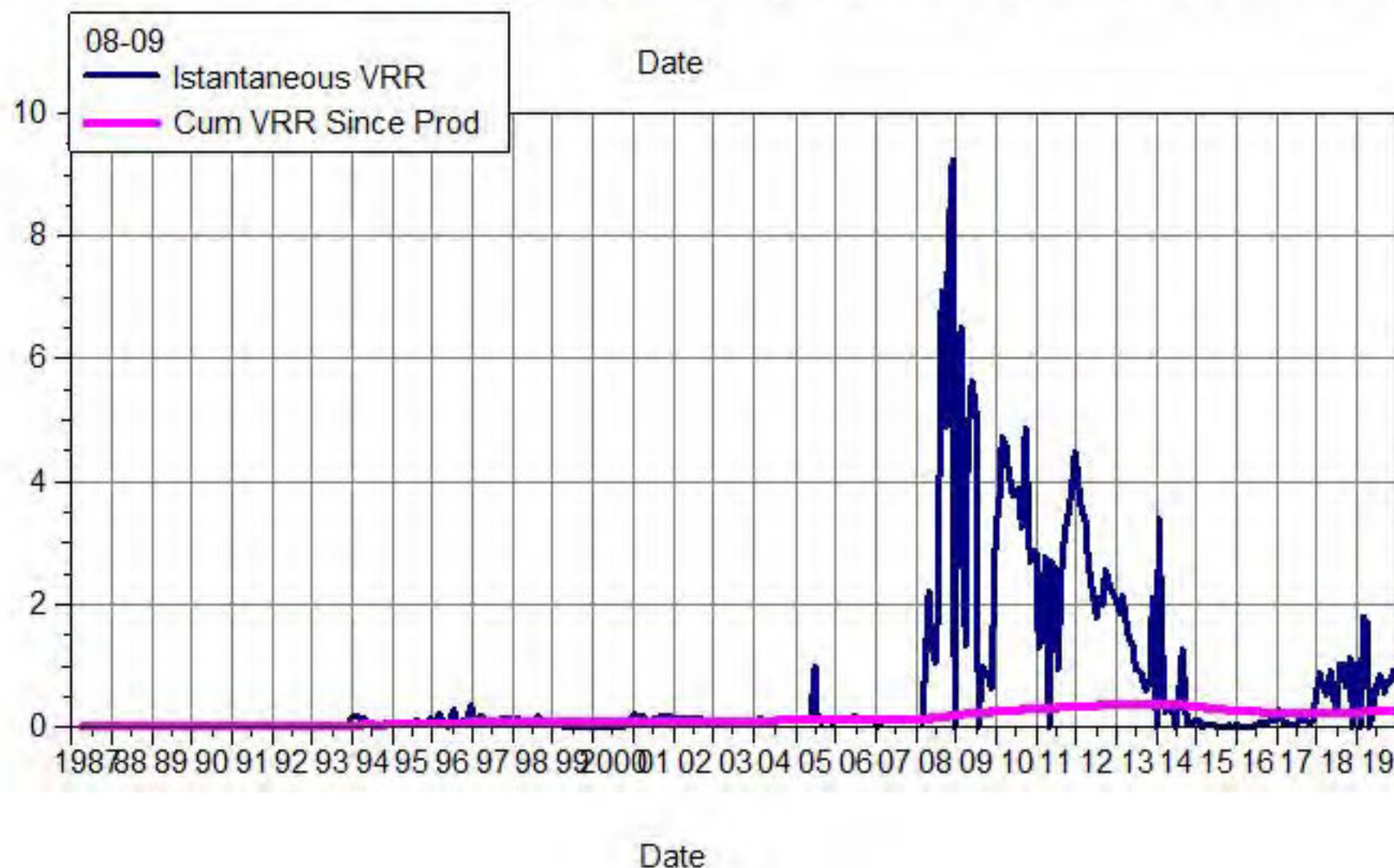
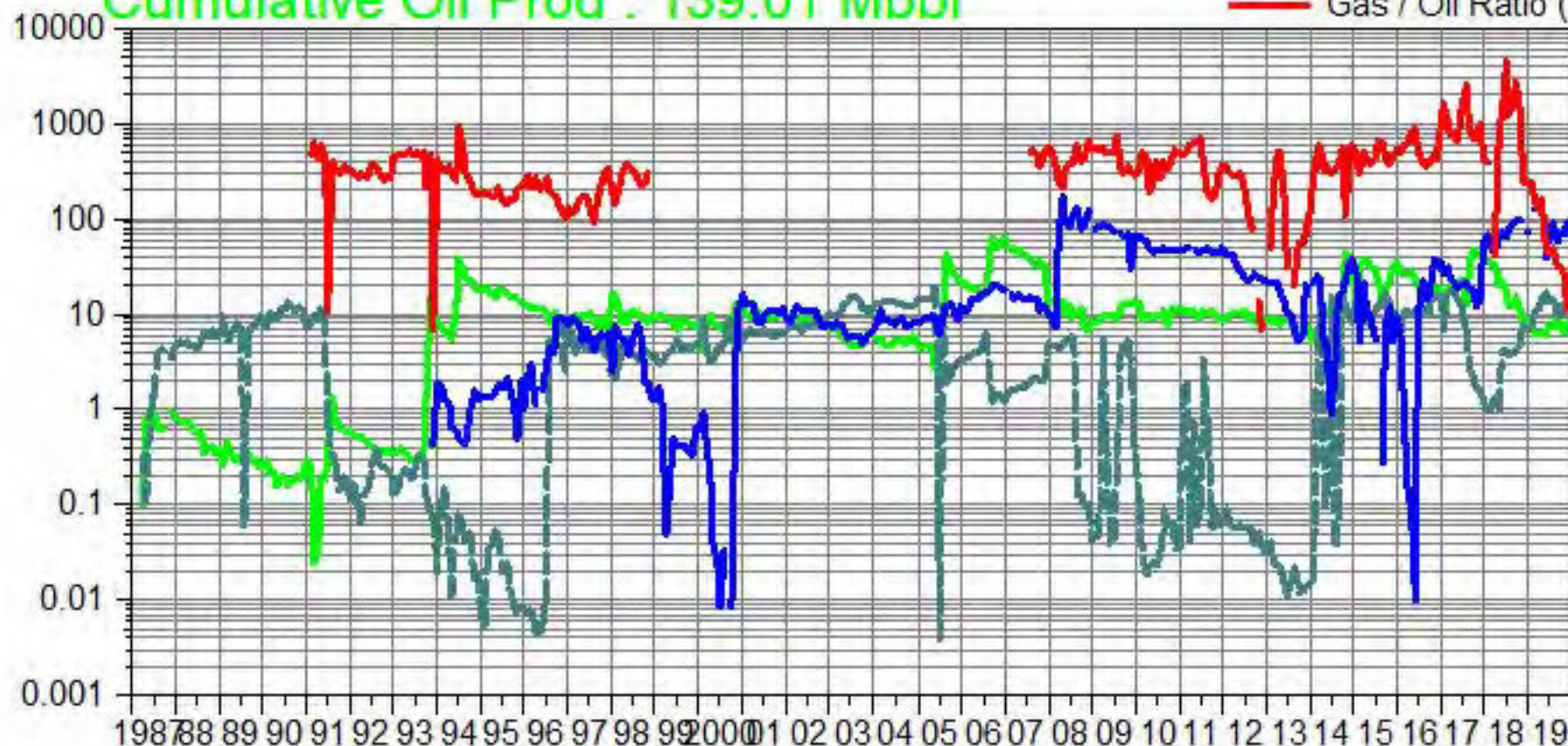
- Water / Oil Ratio (bbl/bbl)
- Oil Rate (CD) (bbl/d)
- Water Inj Rate (CD) (bbl/d)
- Gas / Oil Ratio (cf/bbl)



South Pierson Unit 1 Pattern: 08-09 Set: PIERSON UNIT 1

Cumulative Oil Prod : 139.01 Mbbl

Water / Oil Ratio (bbl/bbl)
 Oil Rate (CD) (bbl/d)
 Water Inj Rate (CD) (bbl/d)
 Gas / Oil Ratio (cf/bbl)

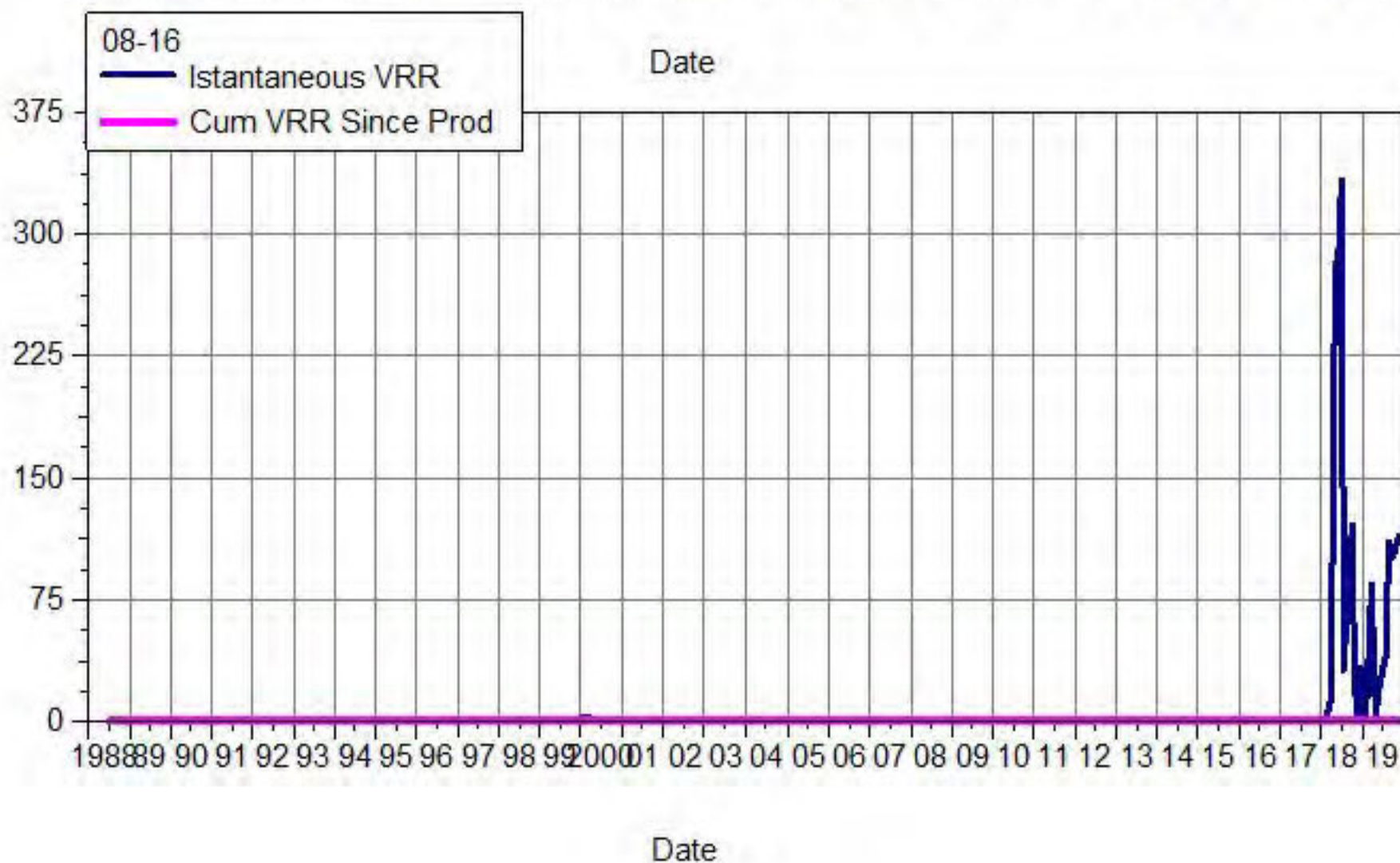
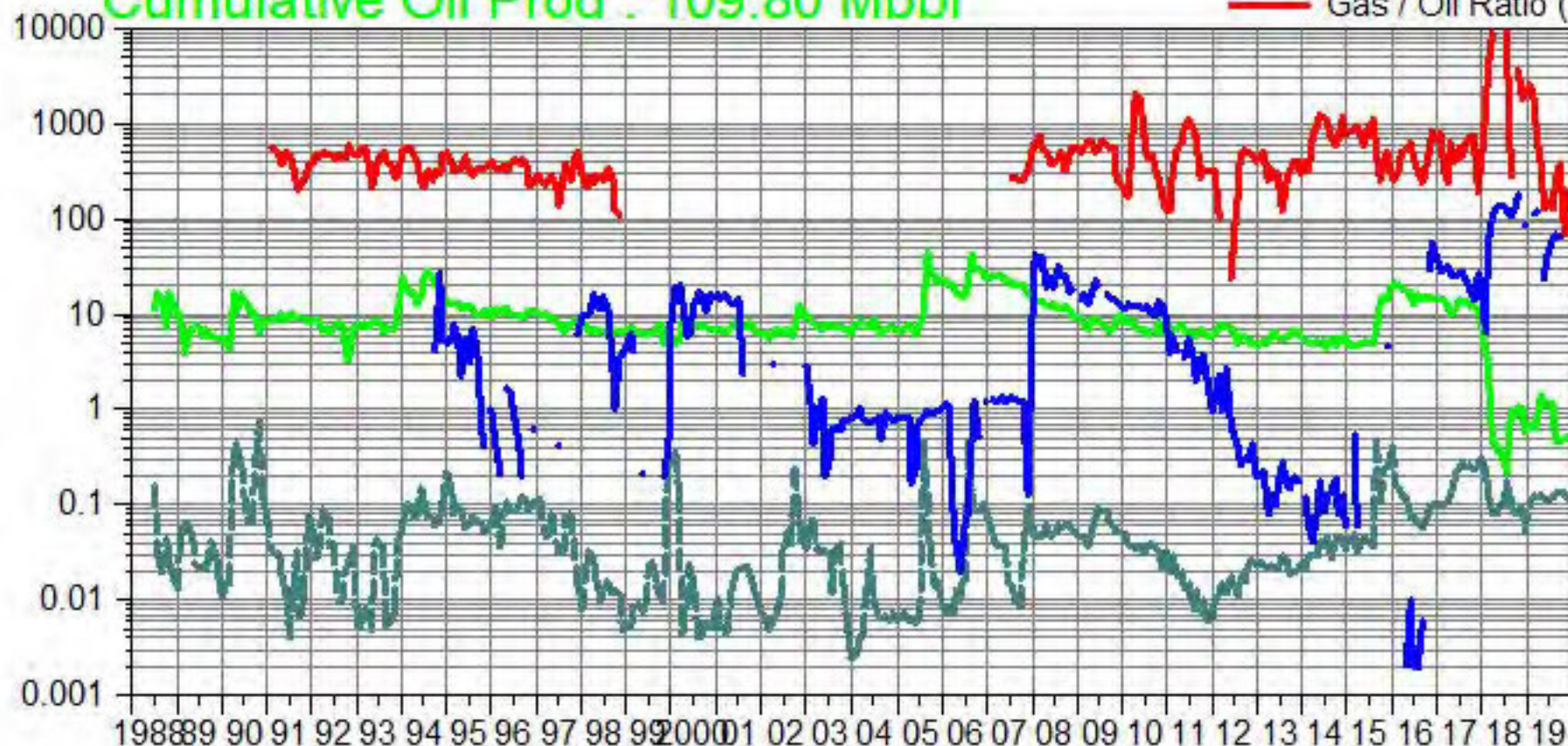


South Pierson Unit 1

Pattern: 08-16 Set: PIERSON UNIT 1

Cumulative Oil Prod : 109.80 Mbbl

- Water / Oil Ratio (bbl/bbl)
- Oil Rate (CD) (bbl/d)
- Water Inj Rate (CD) (bbl/d)
- Gas / Oil Ratio (cf/bbl)

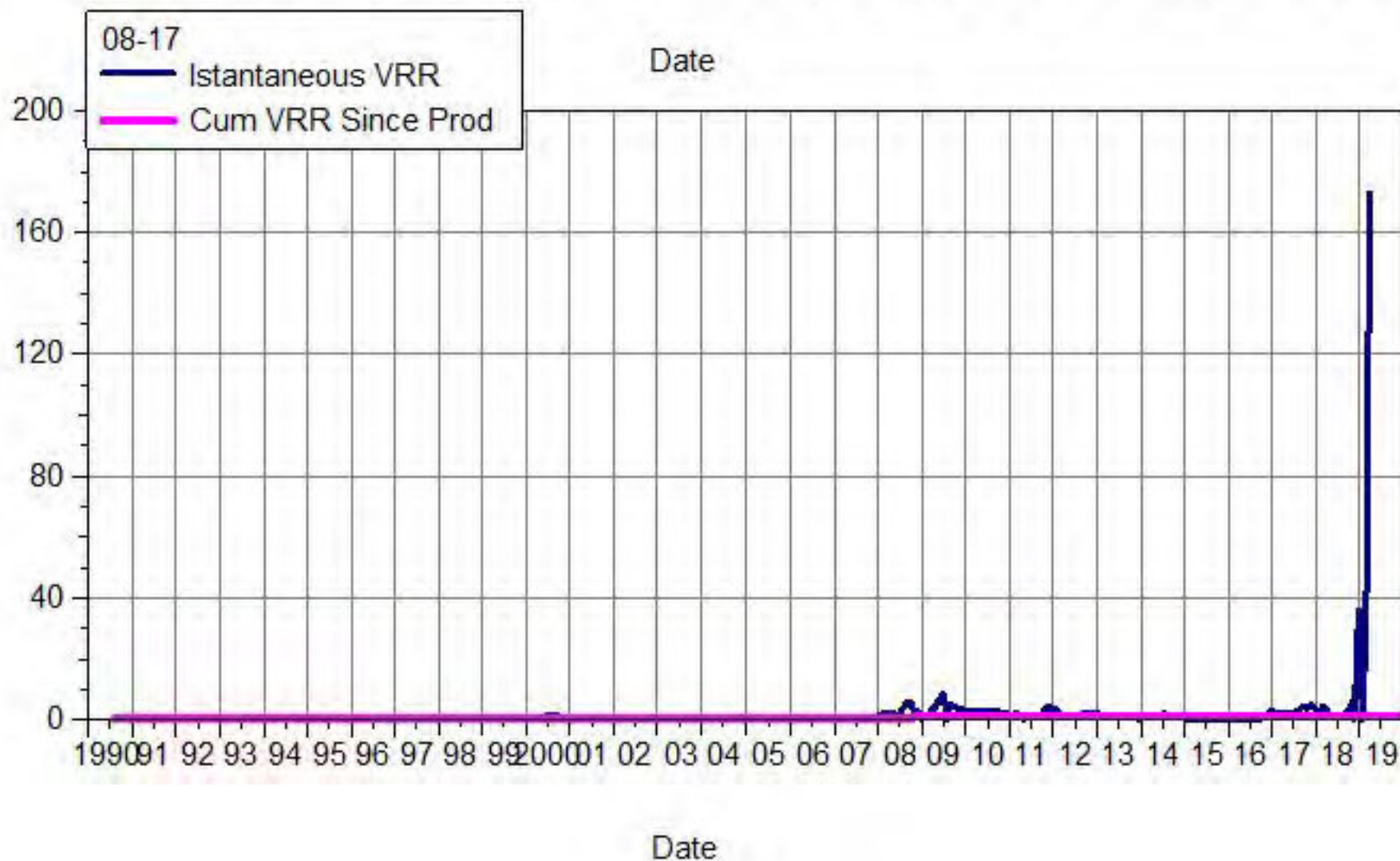
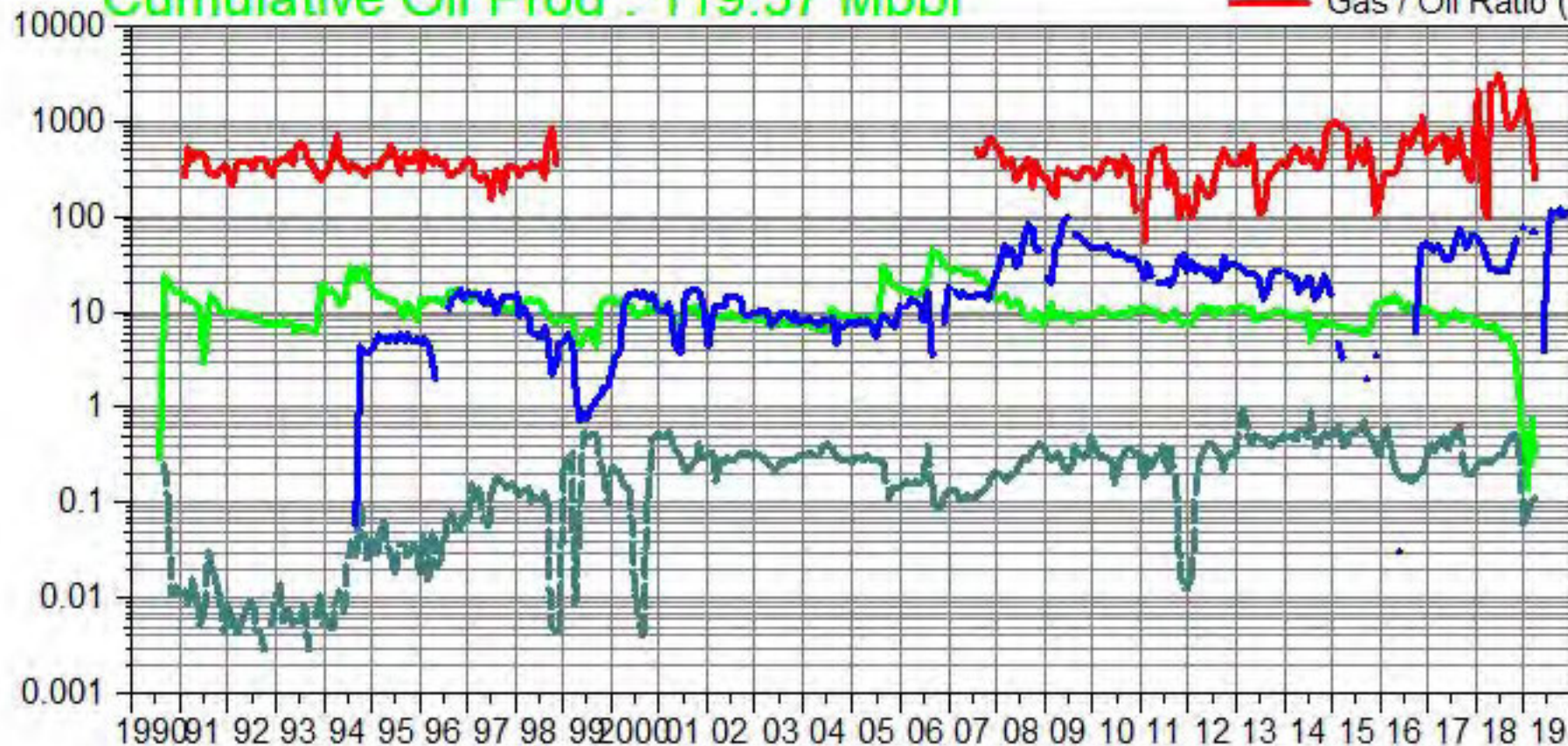


South Pierson Unit 1

Pattern: 08-17 Set: PIERSON UNIT 1

Cumulative Oil Prod : 119.57 Mbbl

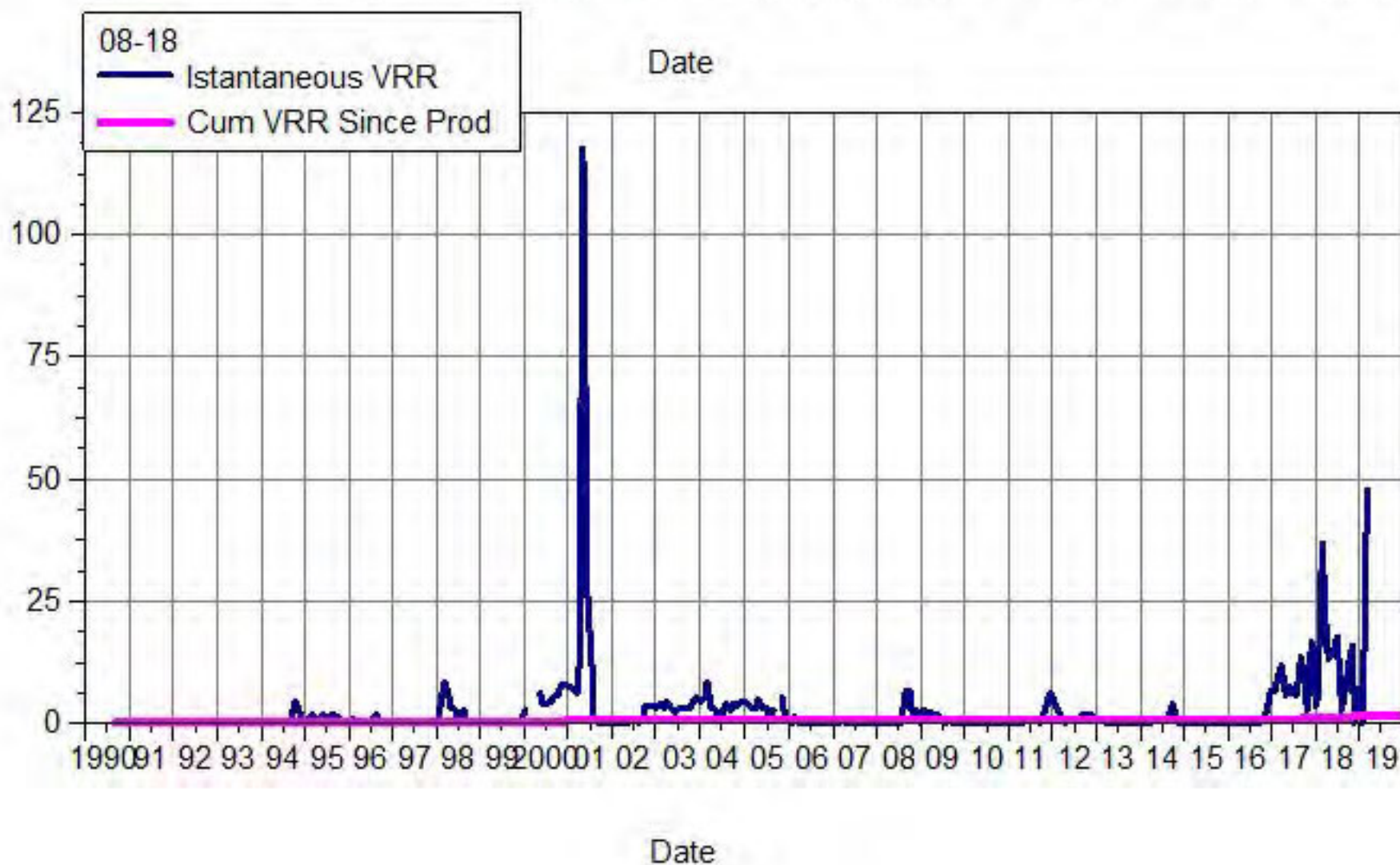
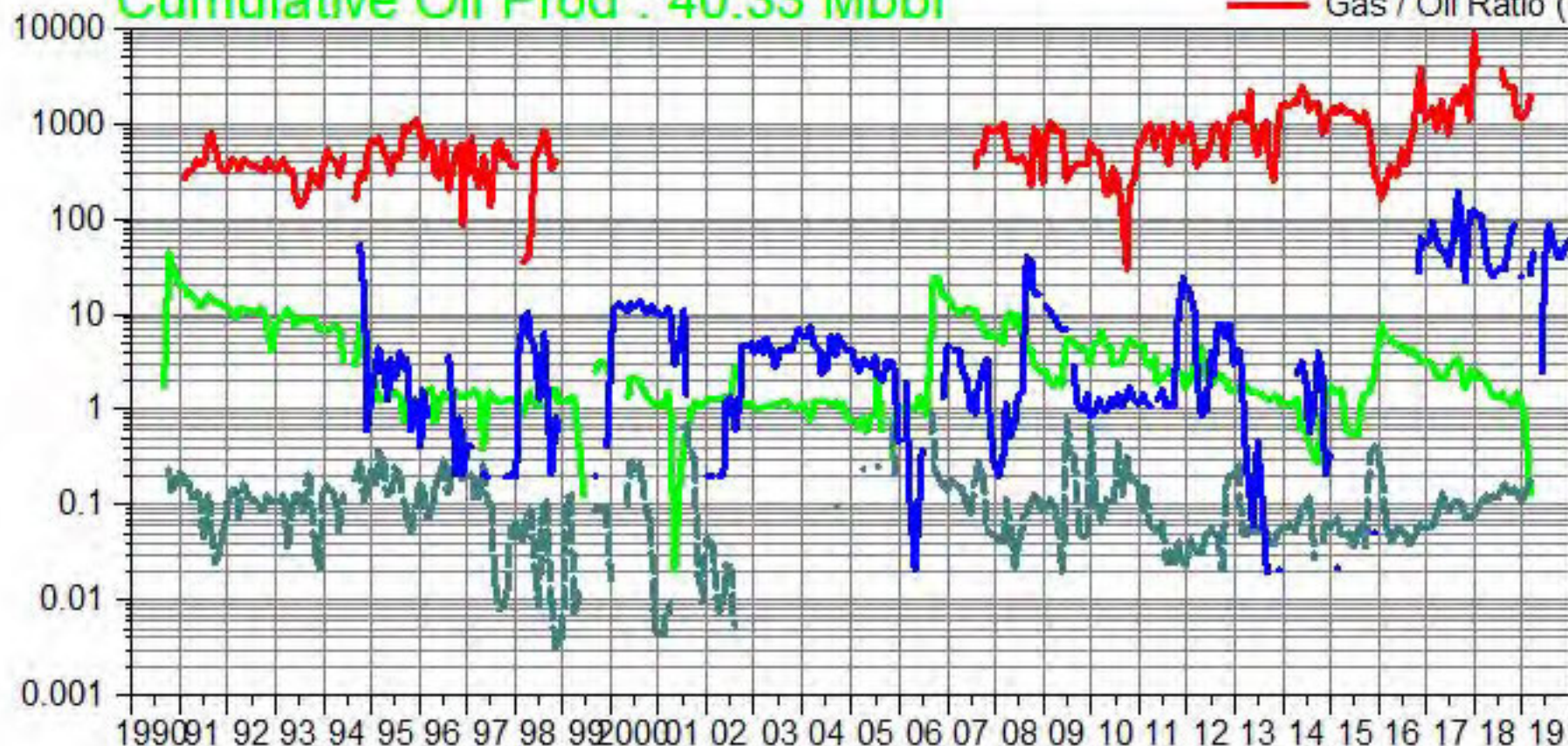
- Water / Oil Ratio (bbl/bbl)
- Oil Rate (CD) (bbl/d)
- Water Inj Rate (CD) (bbl/d)
- Gas / Oil Ratio (cf/bbl)



South Pierson Unit 1 Pattern: 08-18 Set: PIERSON UNIT 1

Cumulative Oil Prod : 40.33 Mbbl

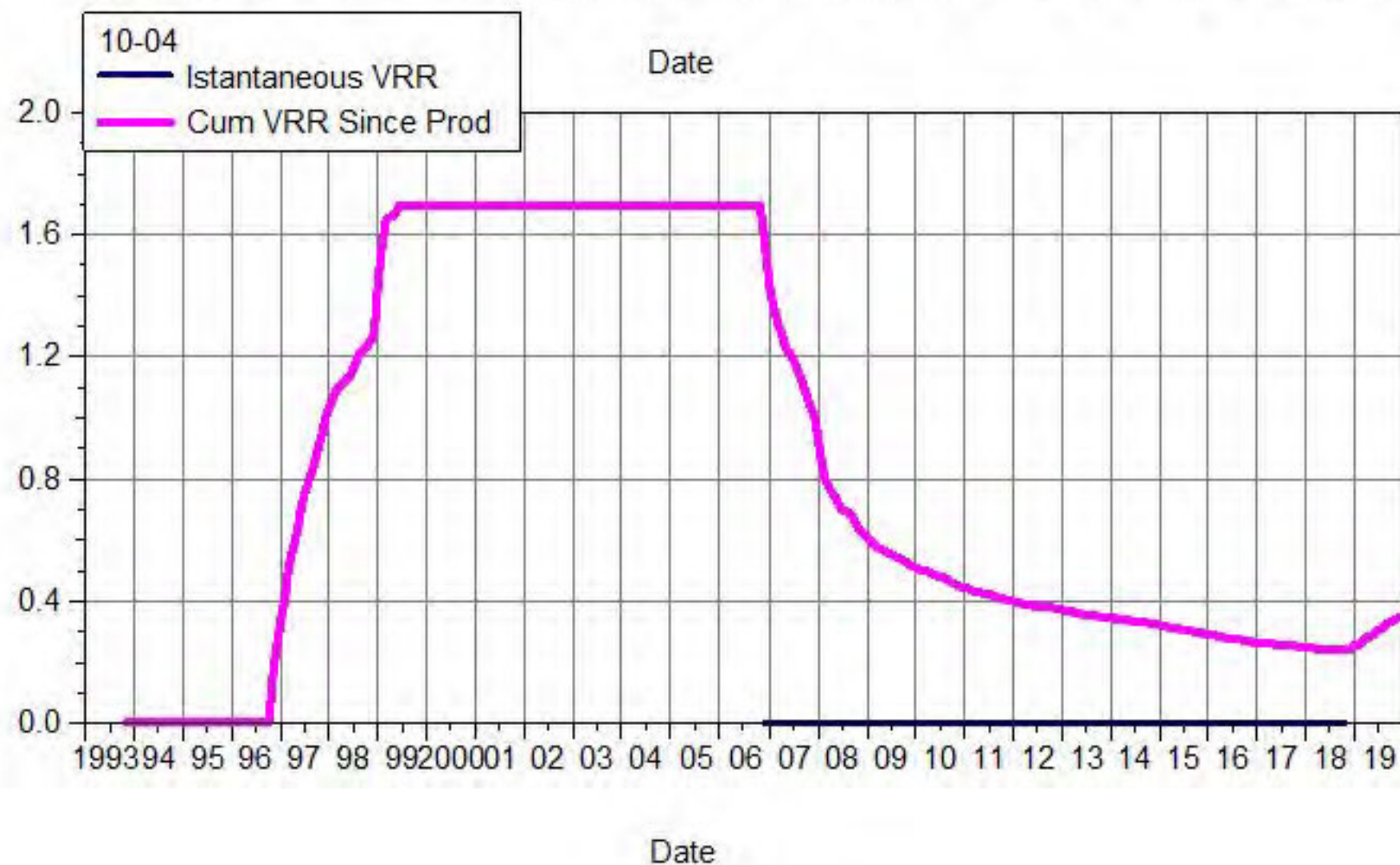
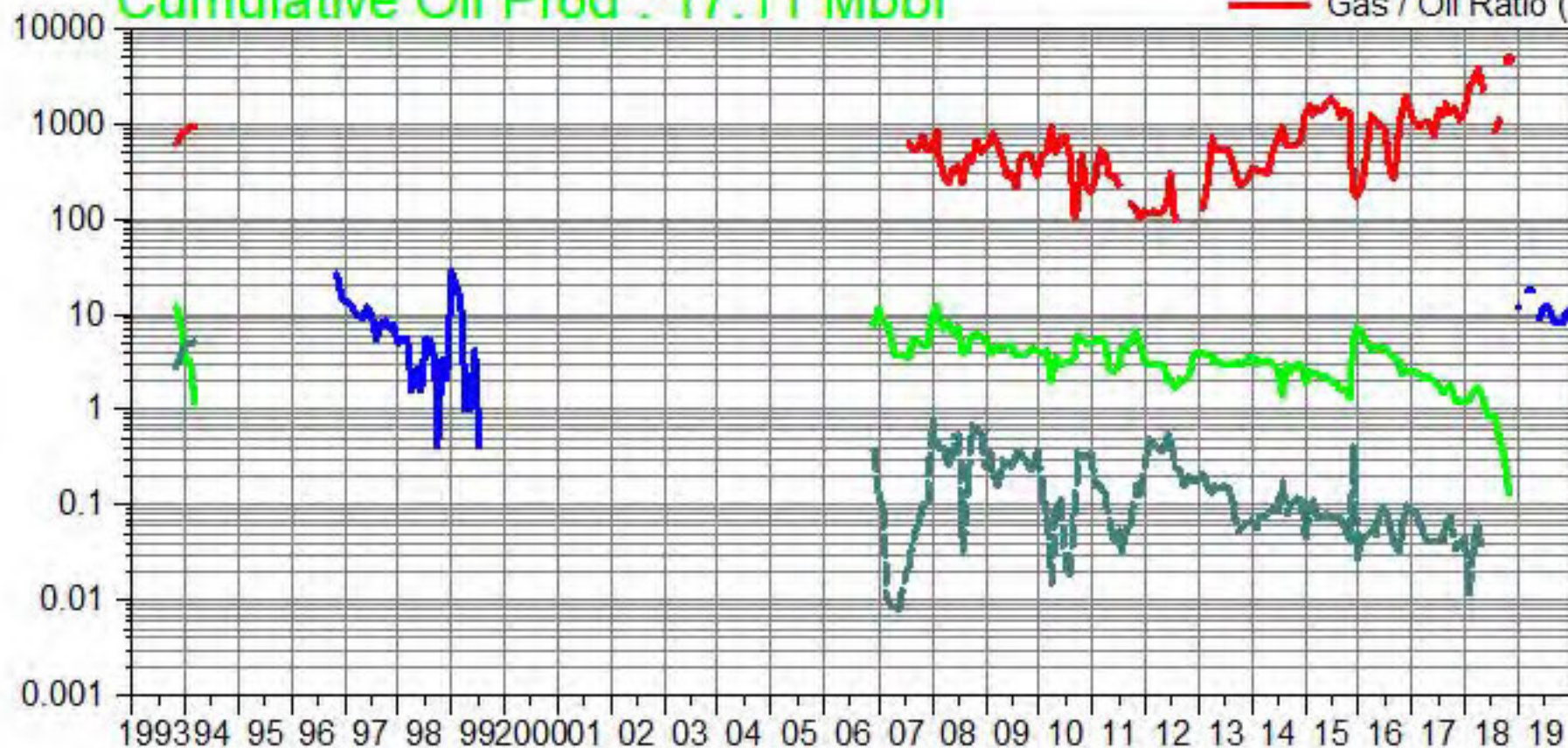
--- Water / Oil Ratio (bbl/bbl)
 --- Oil Rate (CD) (bbl/d)
 --- Water Inj Rate (CD) (bbl/d)
 --- Gas / Oil Ratio (cf/bbl)



South Pierson Unit 1 Pattern: 10-04 Set: PIERSON UNIT 1

Cumulative Oil Prod : 17.11 Mbbl

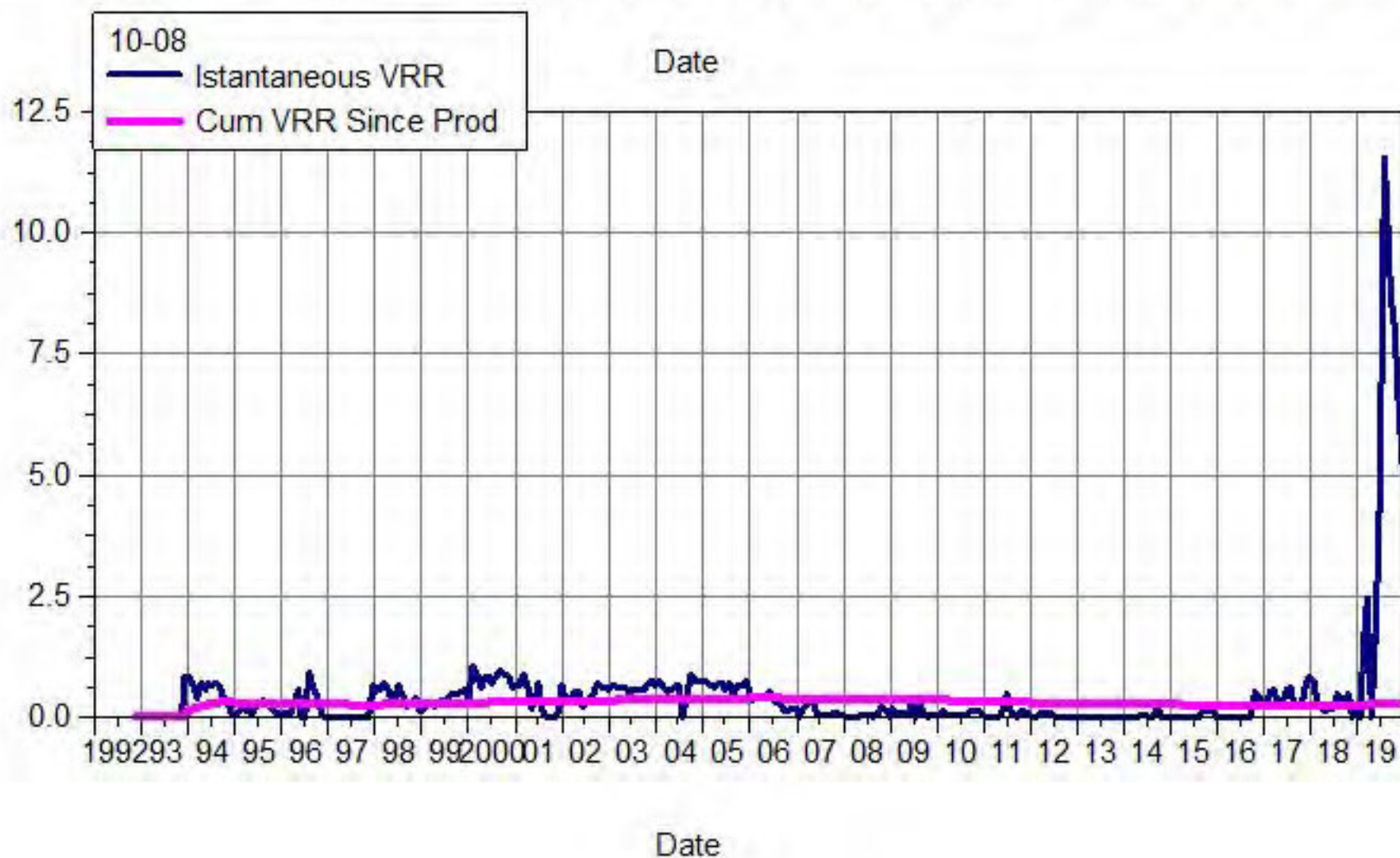
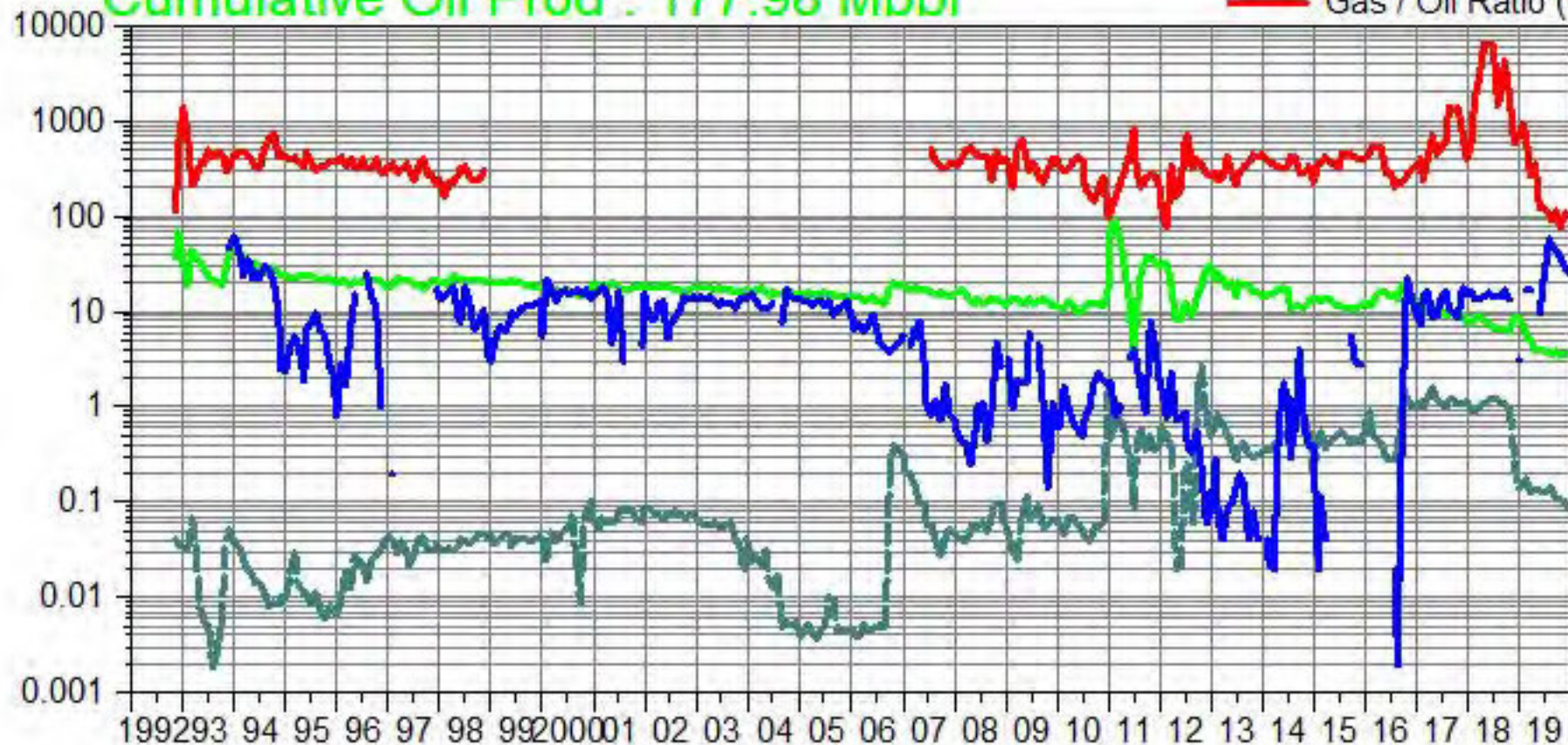
--- Water / Oil Ratio (bbl/bbl)
 --- Oil Rate (CD) (bbl/d)
 --- Water Inj Rate (CD) (bbl/d)
 --- Gas / Oil Ratio (cf/bbl)



South Pierson Unit 1 Pattern: 10-08 Set: PIERSON UNIT 1

Cumulative Oil Prod : 177.98 Mbbl

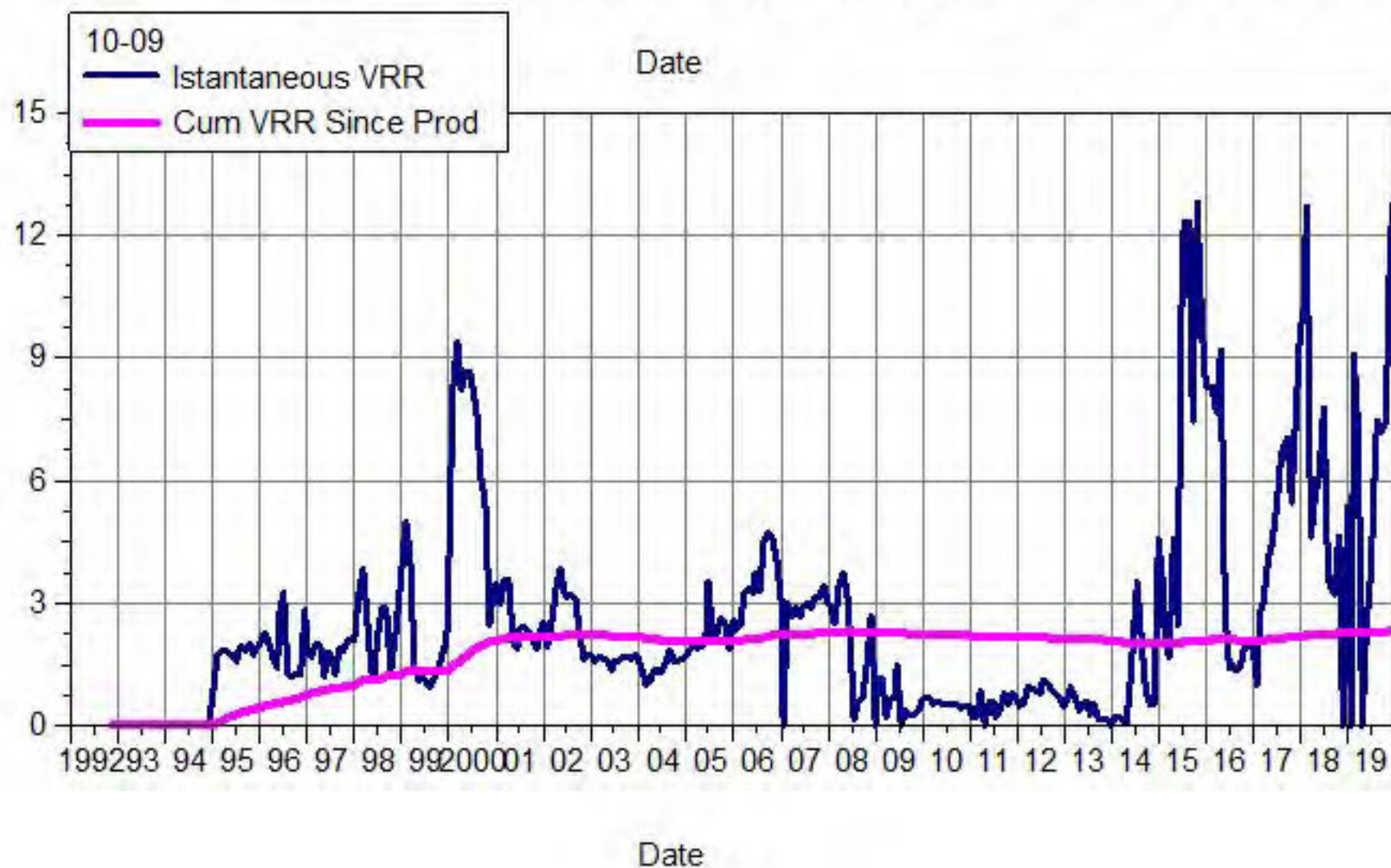
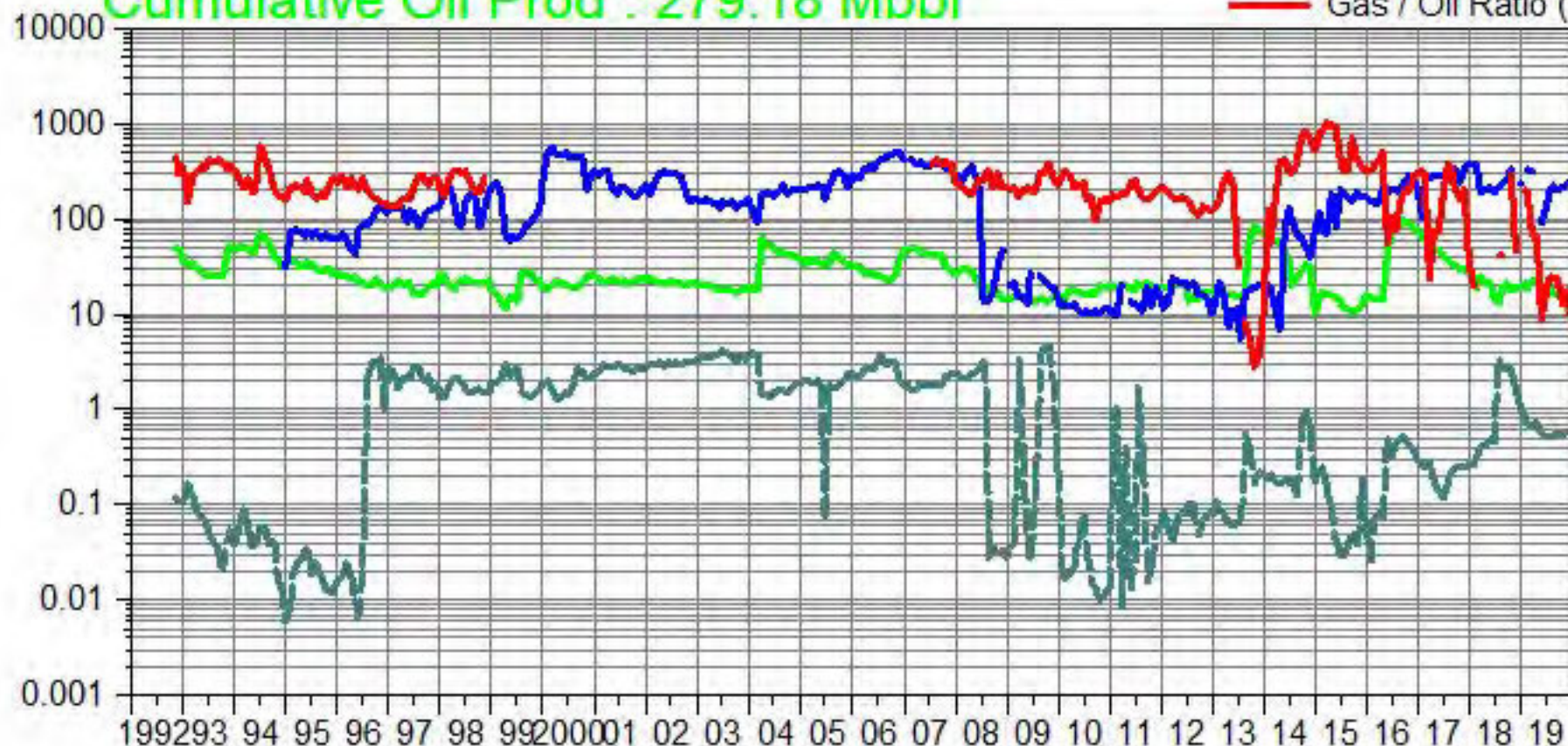
Water / Oil Ratio (bbl/bbl)
Oil Rate (CD) (bbl/d)
Water Inj Rate (CD) (bbl/d)
Gas / Oil Ratio (cf/bbl)



South Pierson Unit 1 Pattern: 10-09 Set: PIERSON UNIT 1

Cumulative Oil Prod : 279.18 Mbbl

--- Water / Oil Ratio (bbl/bbl)
 --- Oil Rate (CD) (bbl/d)
 --- Water Inj Rate (CD) (bbl/d)
 --- Gas / Oil Ratio (cf/bbl)

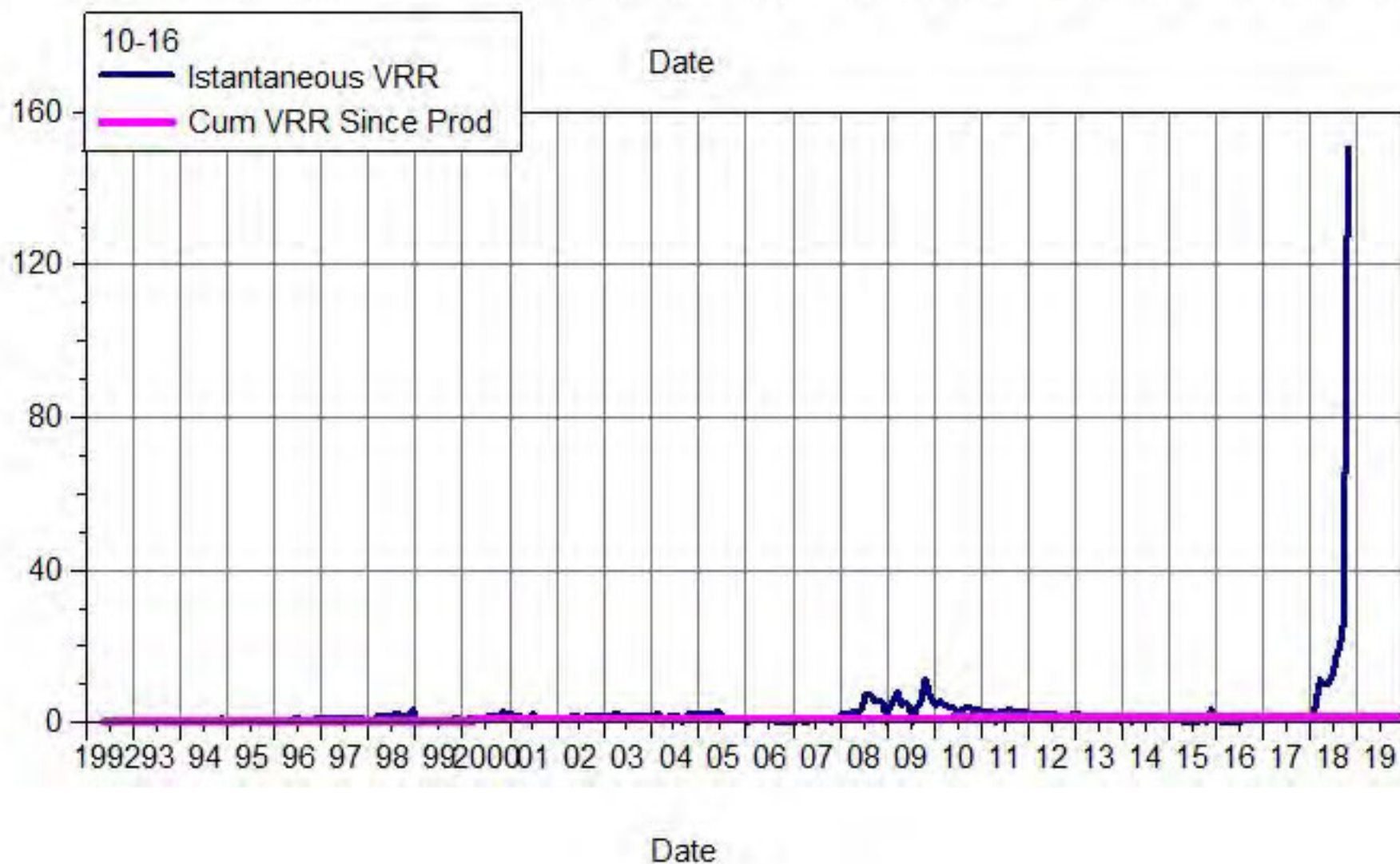
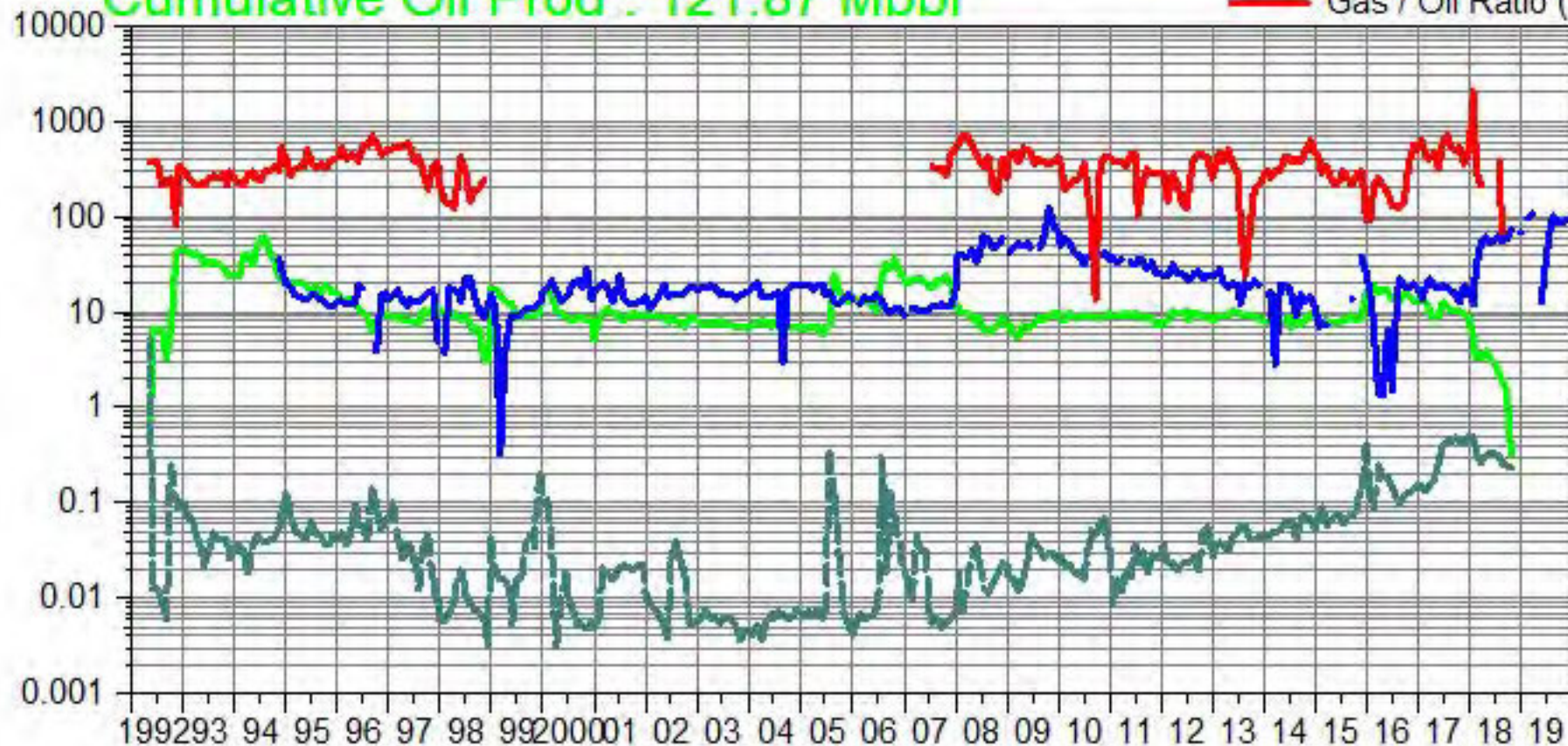


South Pierson Unit 1

Pattern: 10-16 Set: PIERSON UNIT 1

Cumulative Oil Prod : 121.87 Mbbl

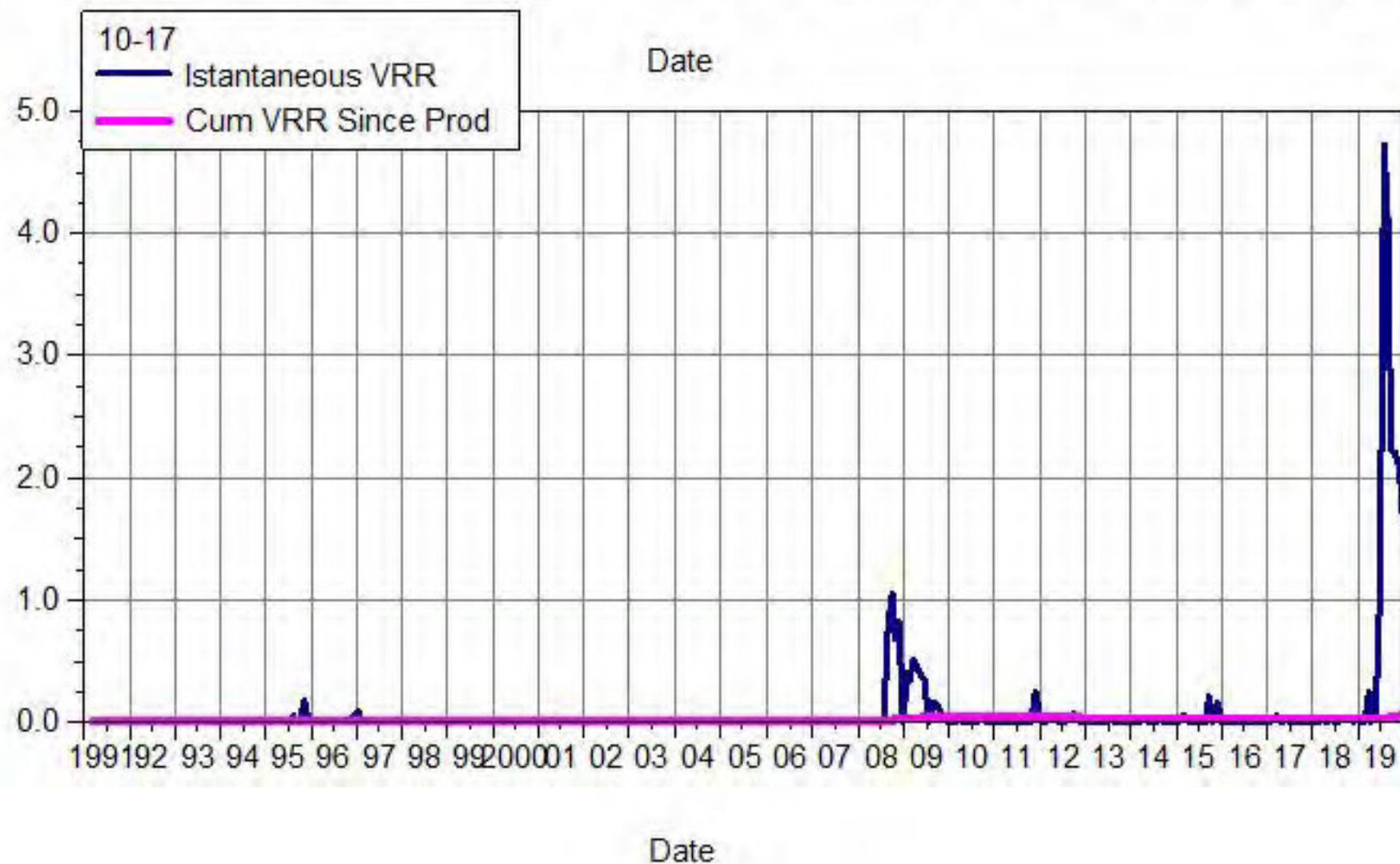
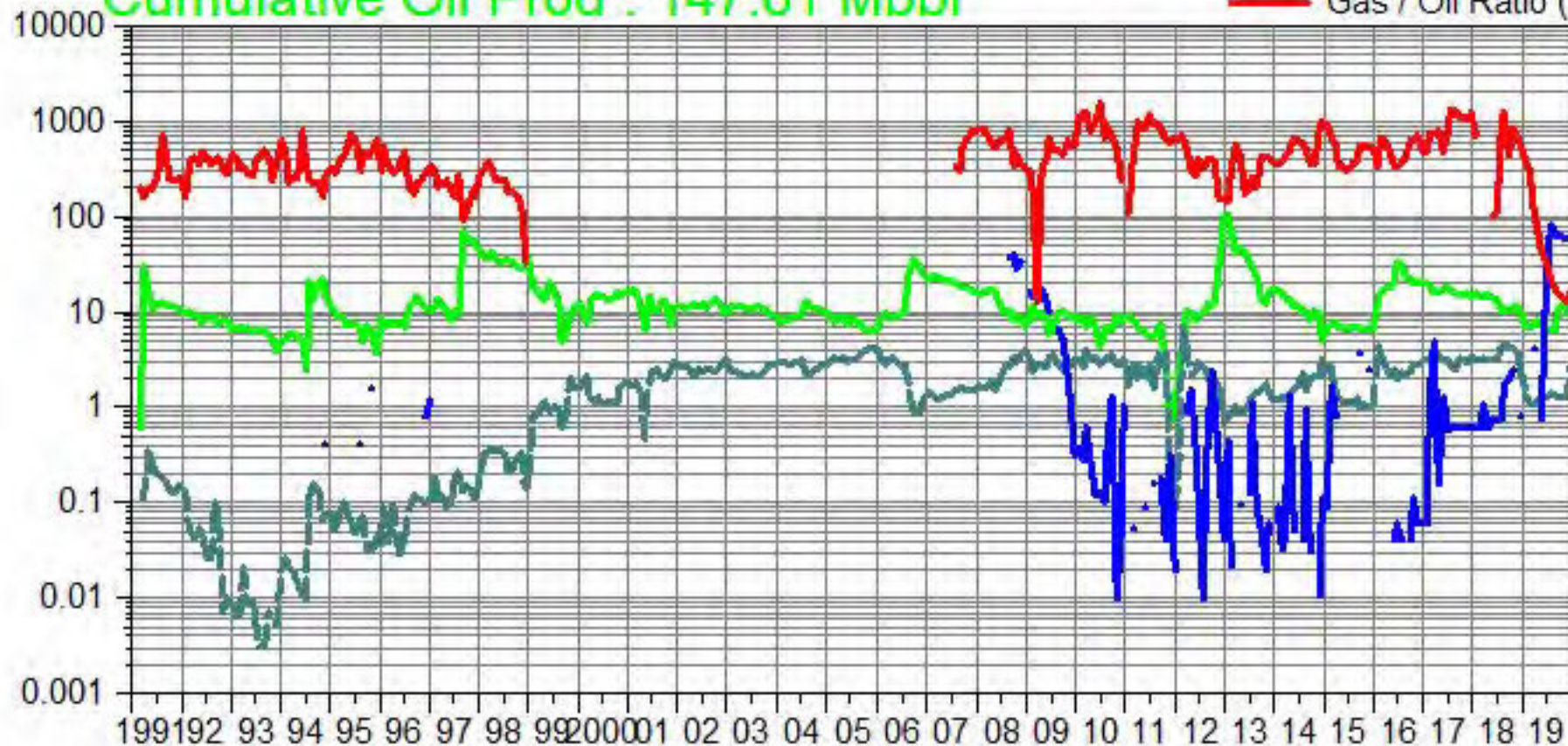
Water / Oil Ratio (bbl/bbl)
Oil Rate (CD) (bbl/d)
Water Inj Rate (CD) (bbl/d)
Gas / Oil Ratio (cf/bbl)



South Pierson Unit 1 Pattern: 10-17 Set: PIERSON UNIT 1

Cumulative Oil Prod : 147.61 Mbbl

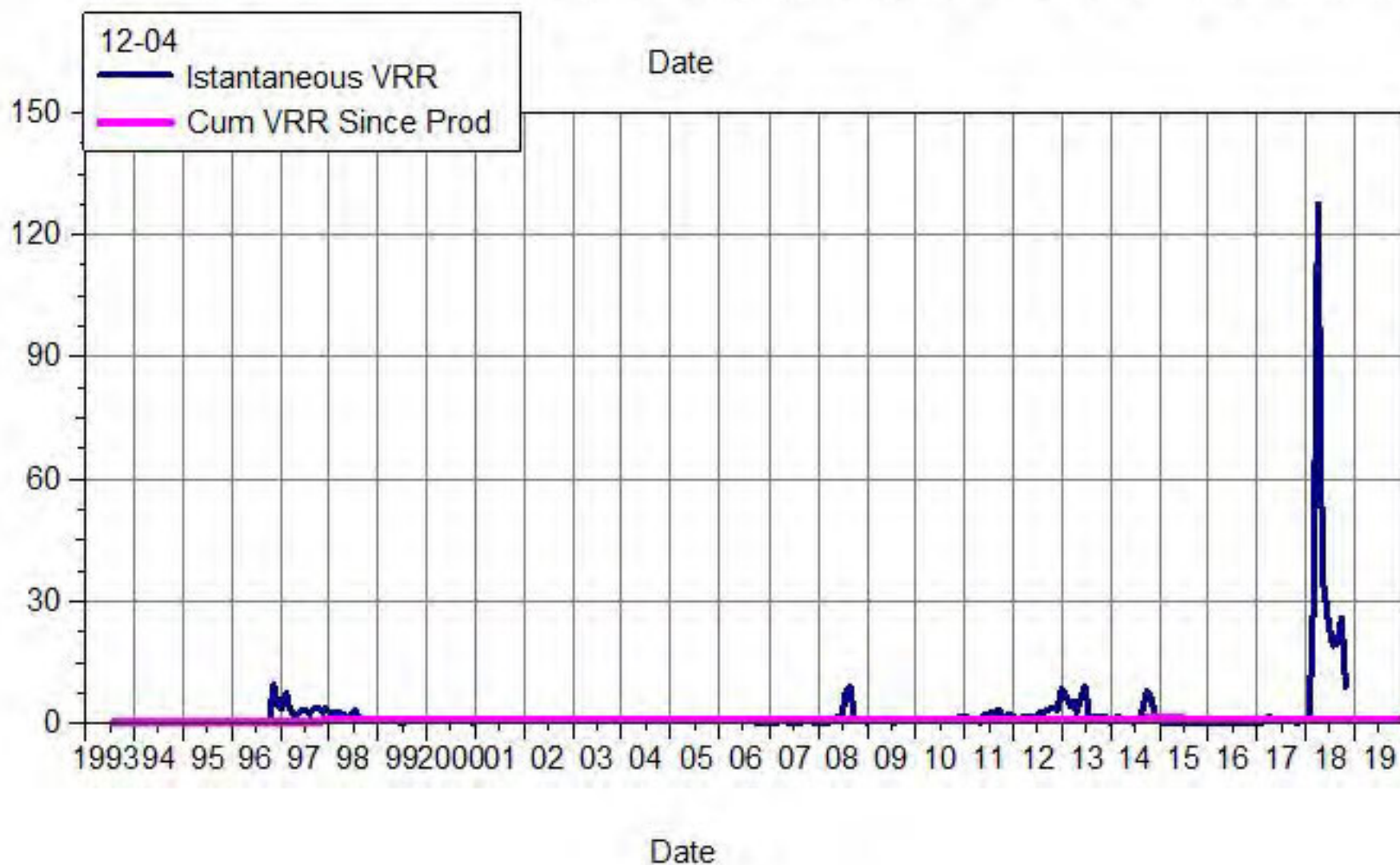
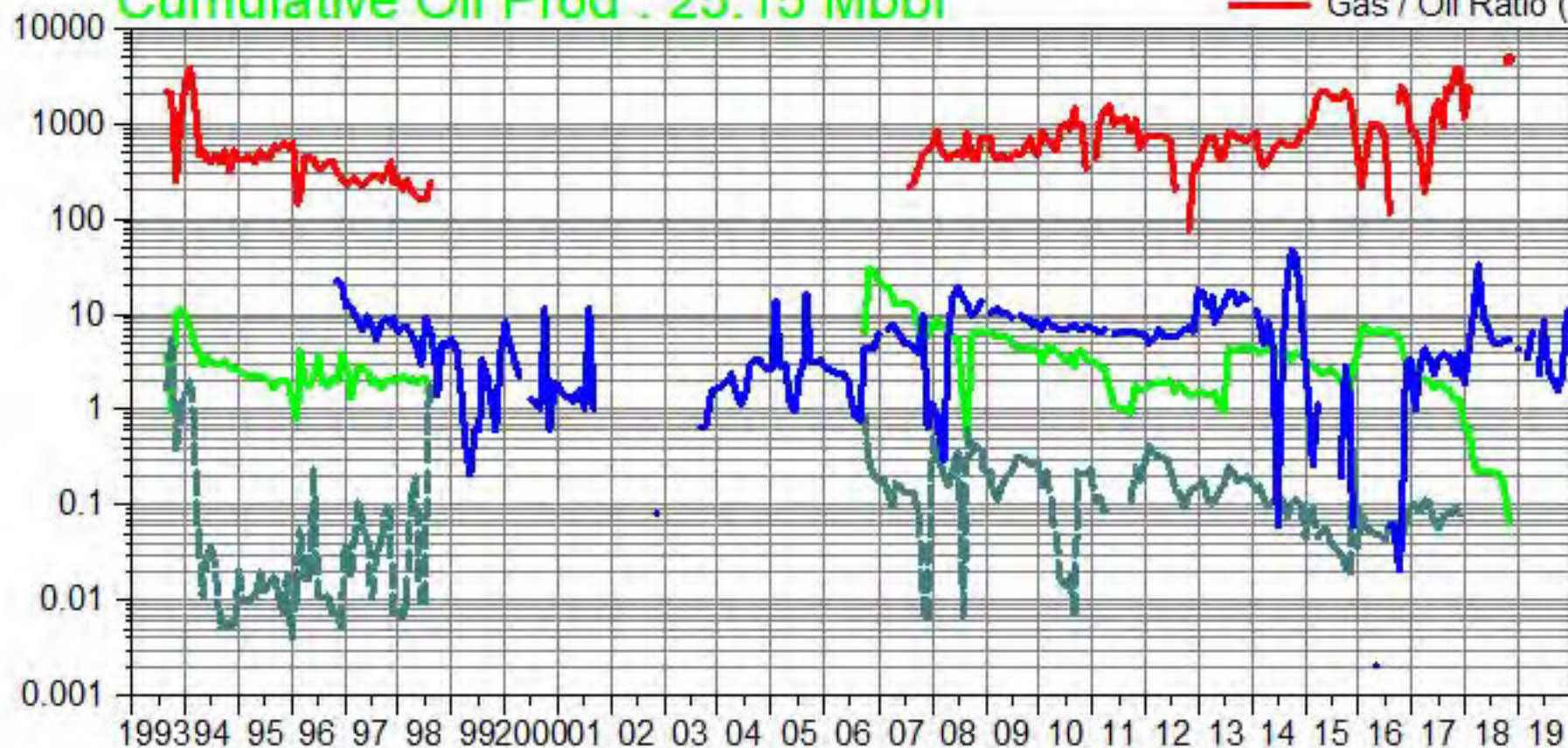
--- Water / Oil Ratio (bbl/bbl)
 --- Oil Rate (CD) (bbl/d)
 --- Water Inj Rate (CD) (bbl/d)
 --- Gas / Oil Ratio (cf/bbl)



South Pierson Unit 1 Pattern: 12-04 Set: PIERSON UNIT 1

Cumulative Oil Prod : 25.15 Mbbl

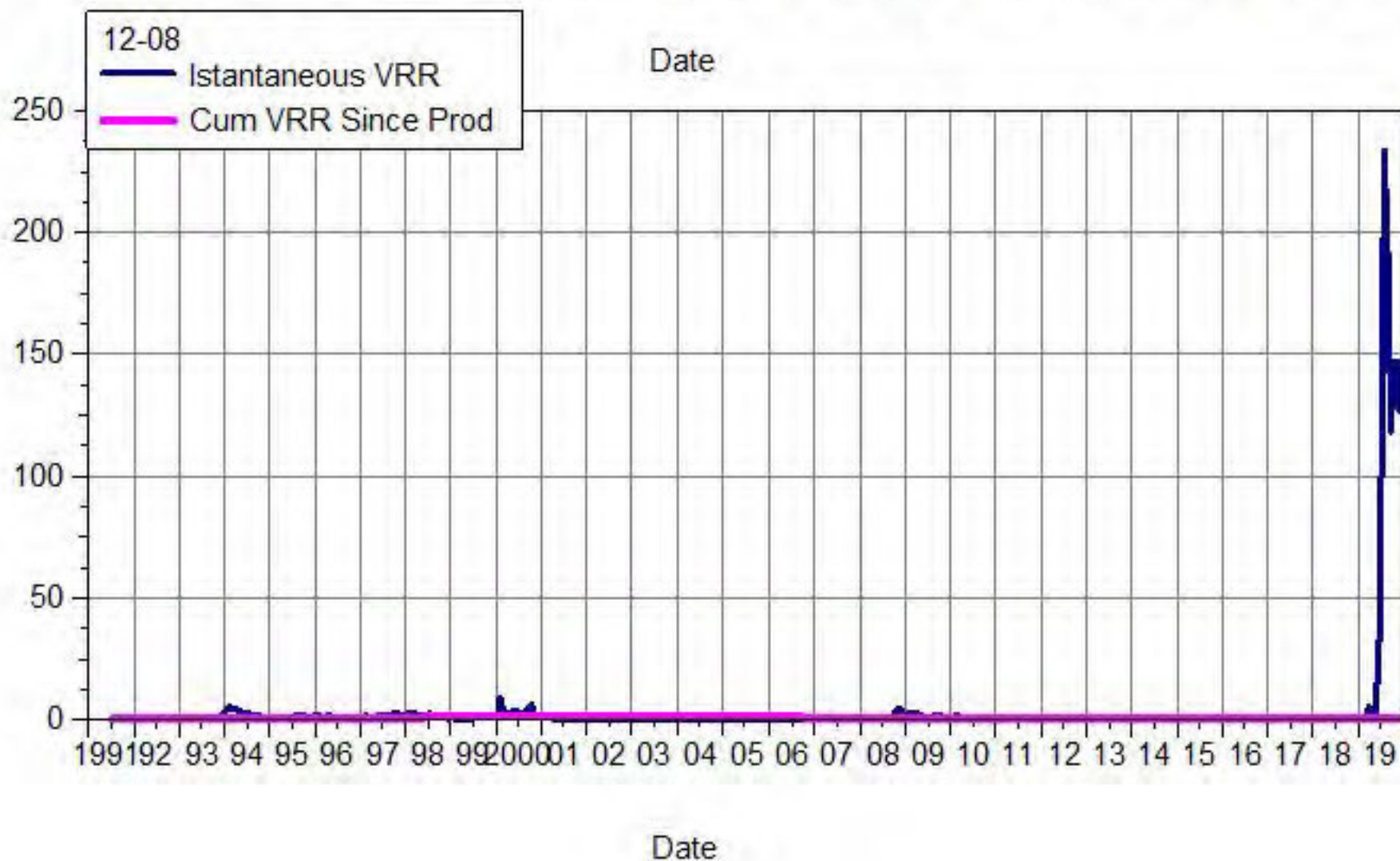
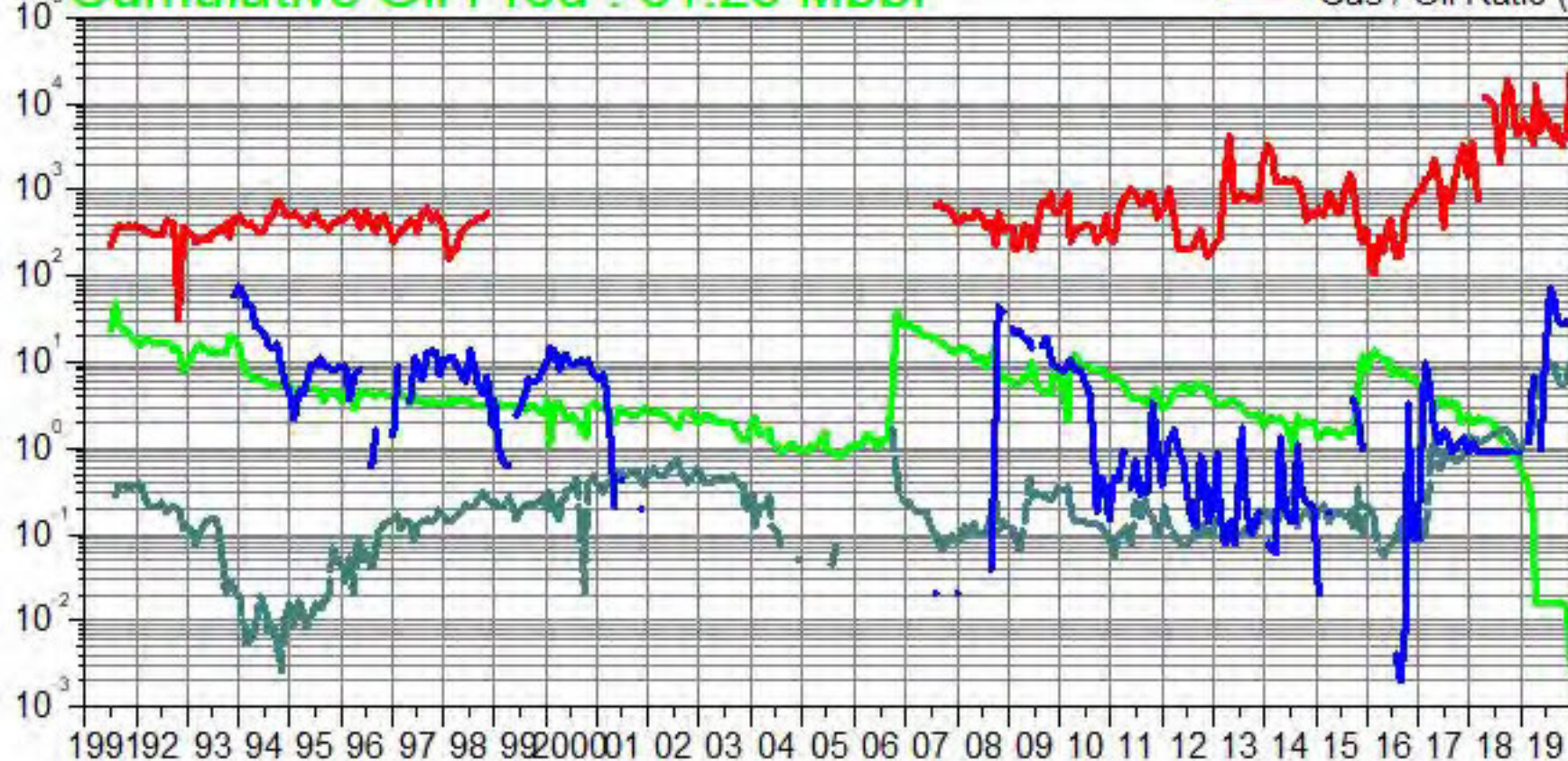
--- Water / Oil Ratio (bbl/bbl)
 --- Oil Rate (CD) (bbl/d)
 --- Water Inj Rate (CD) (bbl/d)
 --- Gas / Oil Ratio (cf/bbl)



South Pierson Unit 1 Pattern: 12-08 Set: PIERSON UNIT 1

Cumulative Oil Prod : 61.26 Mbbl

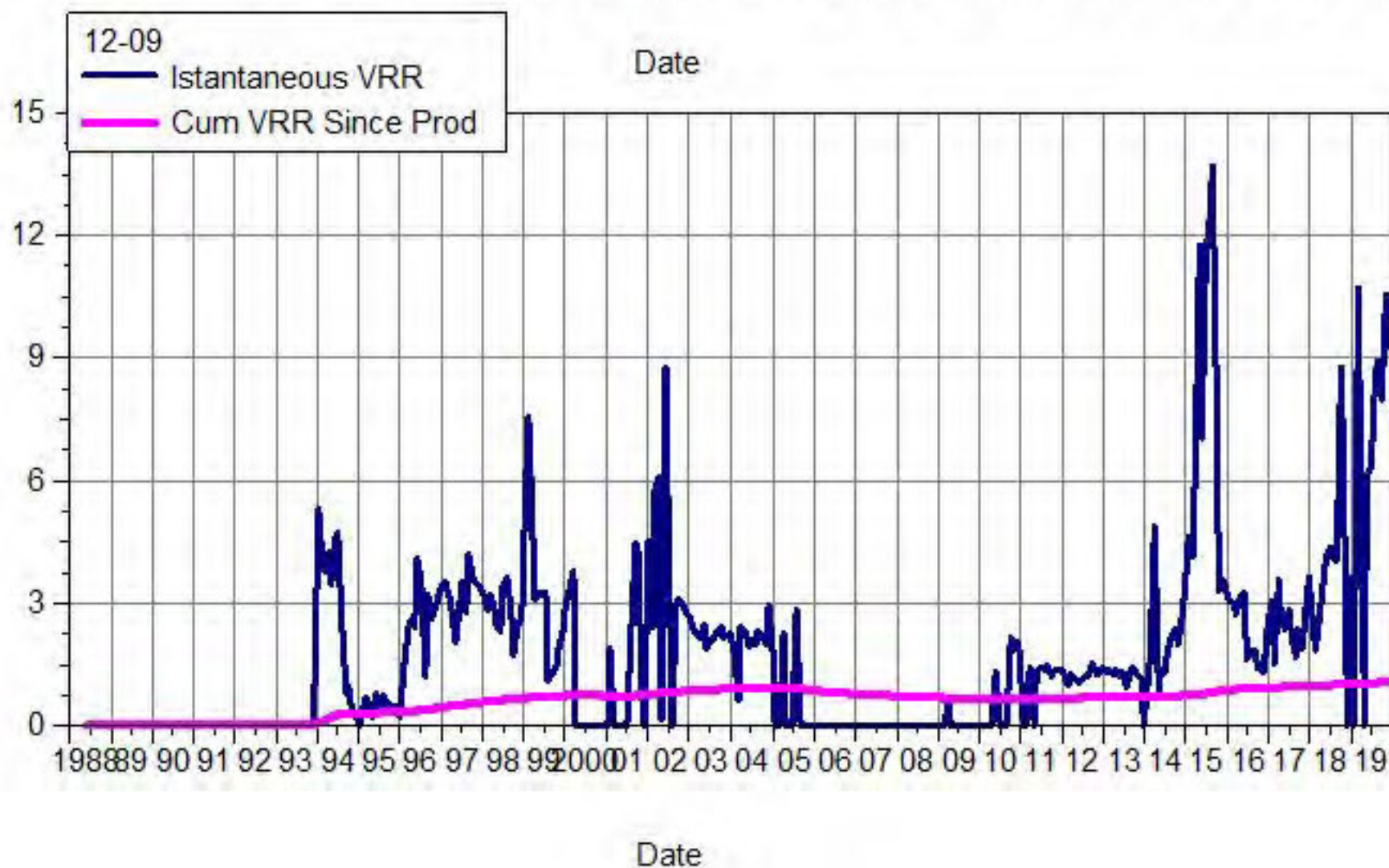
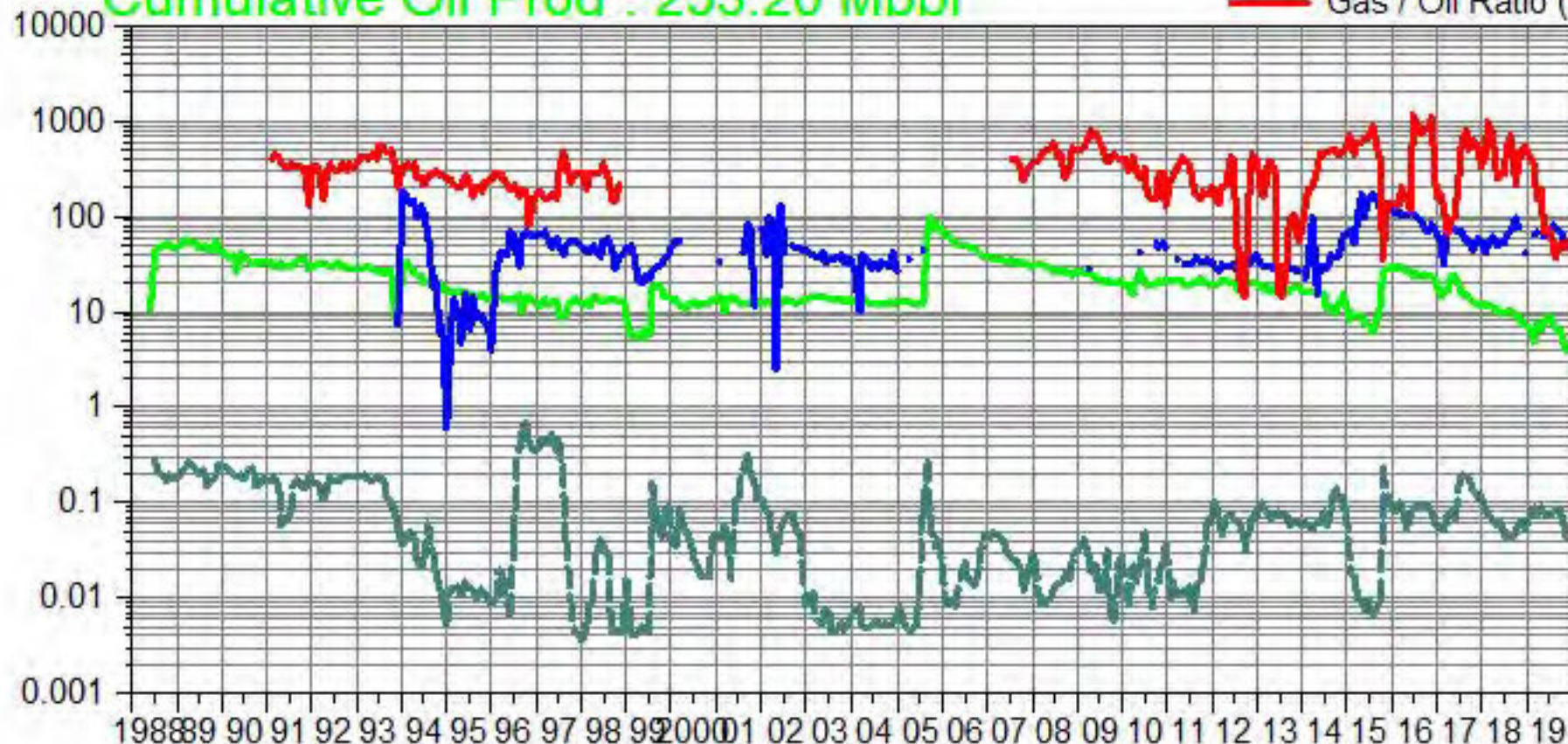
Water / Oil Ratio (bbl/bbl)
Oil Rate (CD) (bbl/d)
Water Inj Rate (CD) (bbl/d)
Gas / Oil Ratio (cf/bbl)



South Pierson Unit 1 Pattern: 12-09 Set: PIERSON UNIT 1

Cumulative Oil Prod : 253.20 Mbbl

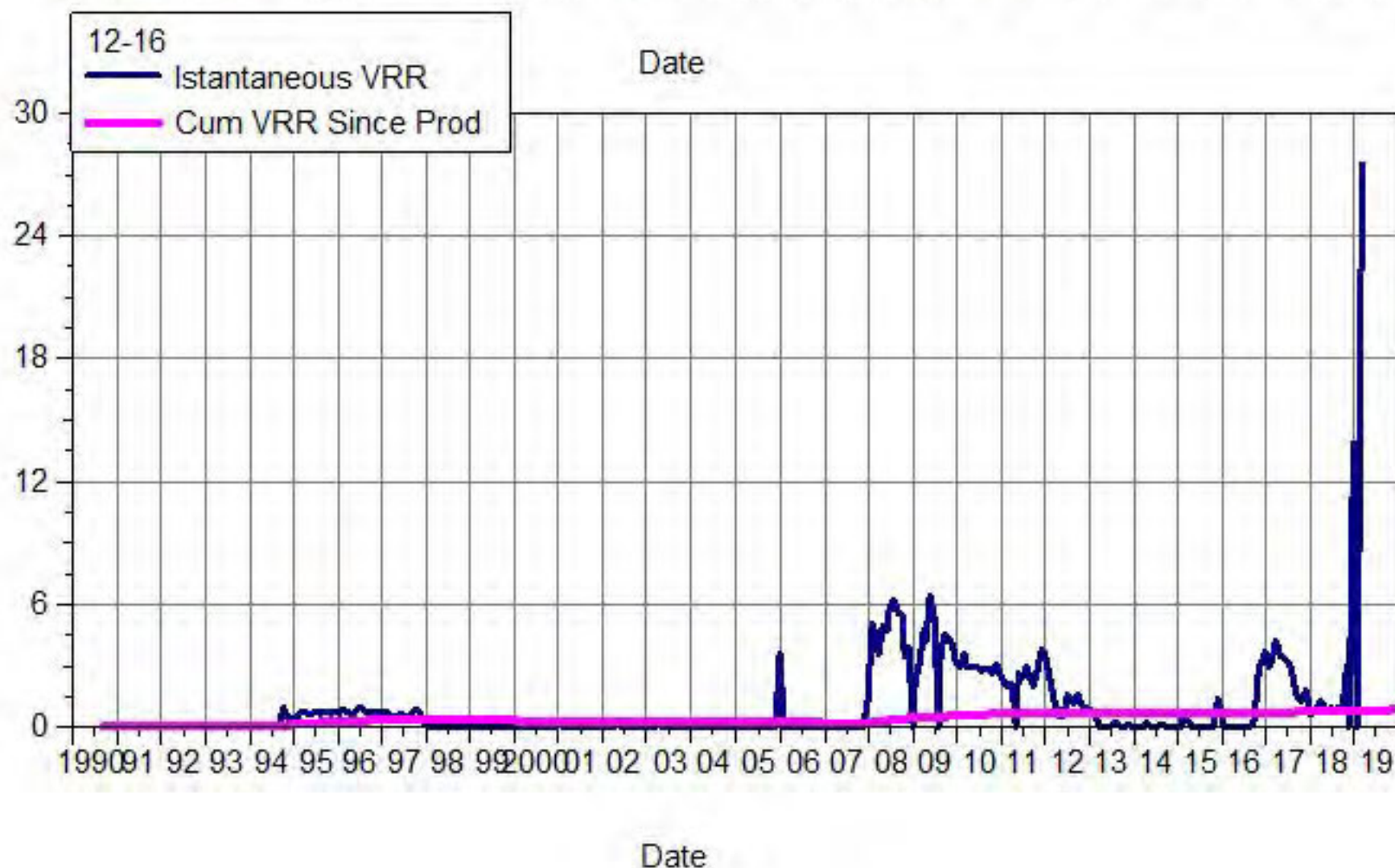
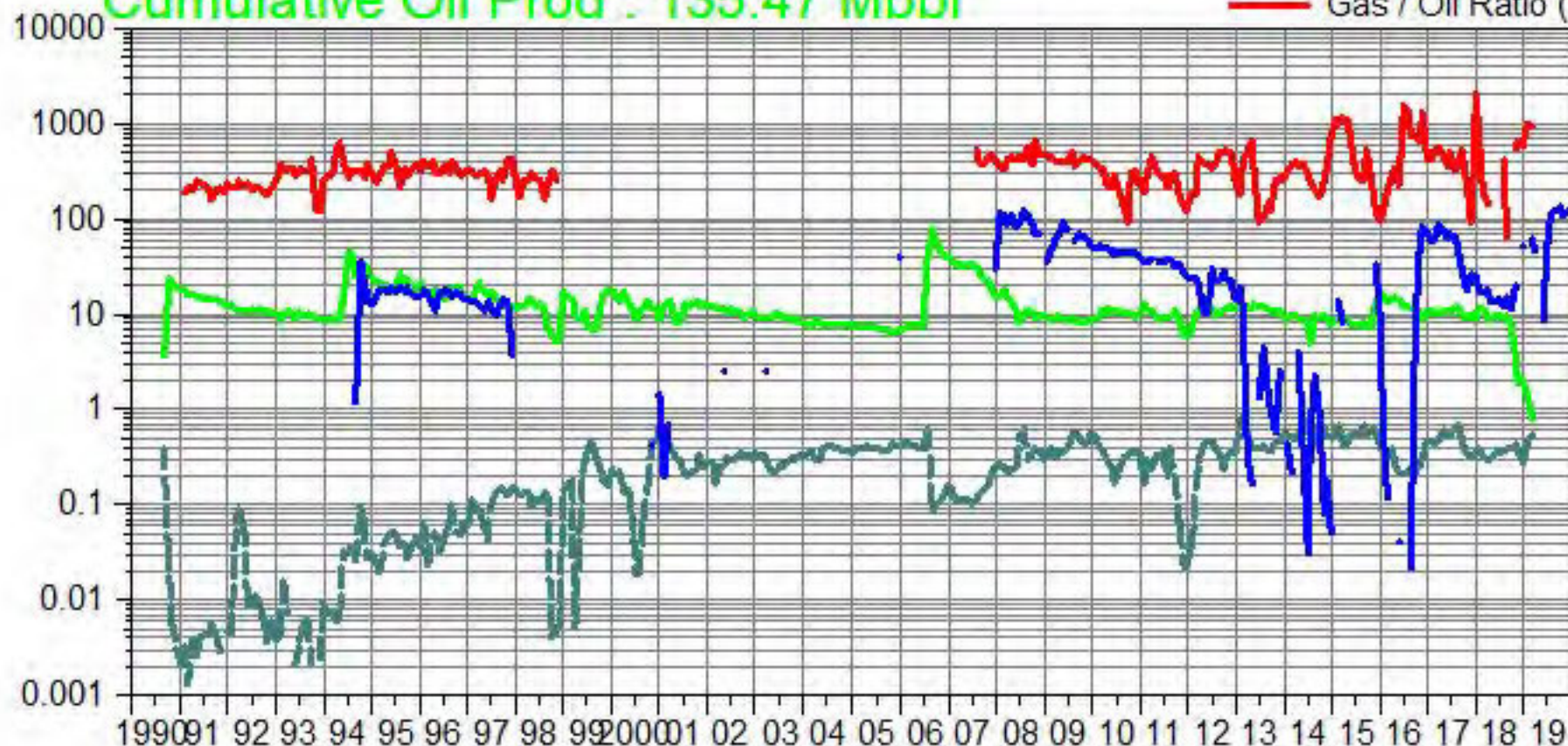
Water / Oil Ratio (bbl/bbl)
Oil Rate (CD) (bbl/d)
Water Inj Rate (CD) (bbl/d)
Gas / Oil Ratio (cf/bbl)



South Pierson Unit 1 Pattern: 12-16 Set: PIERSON UNIT 1

Cumulative Oil Prod : 135.47 Mbbl

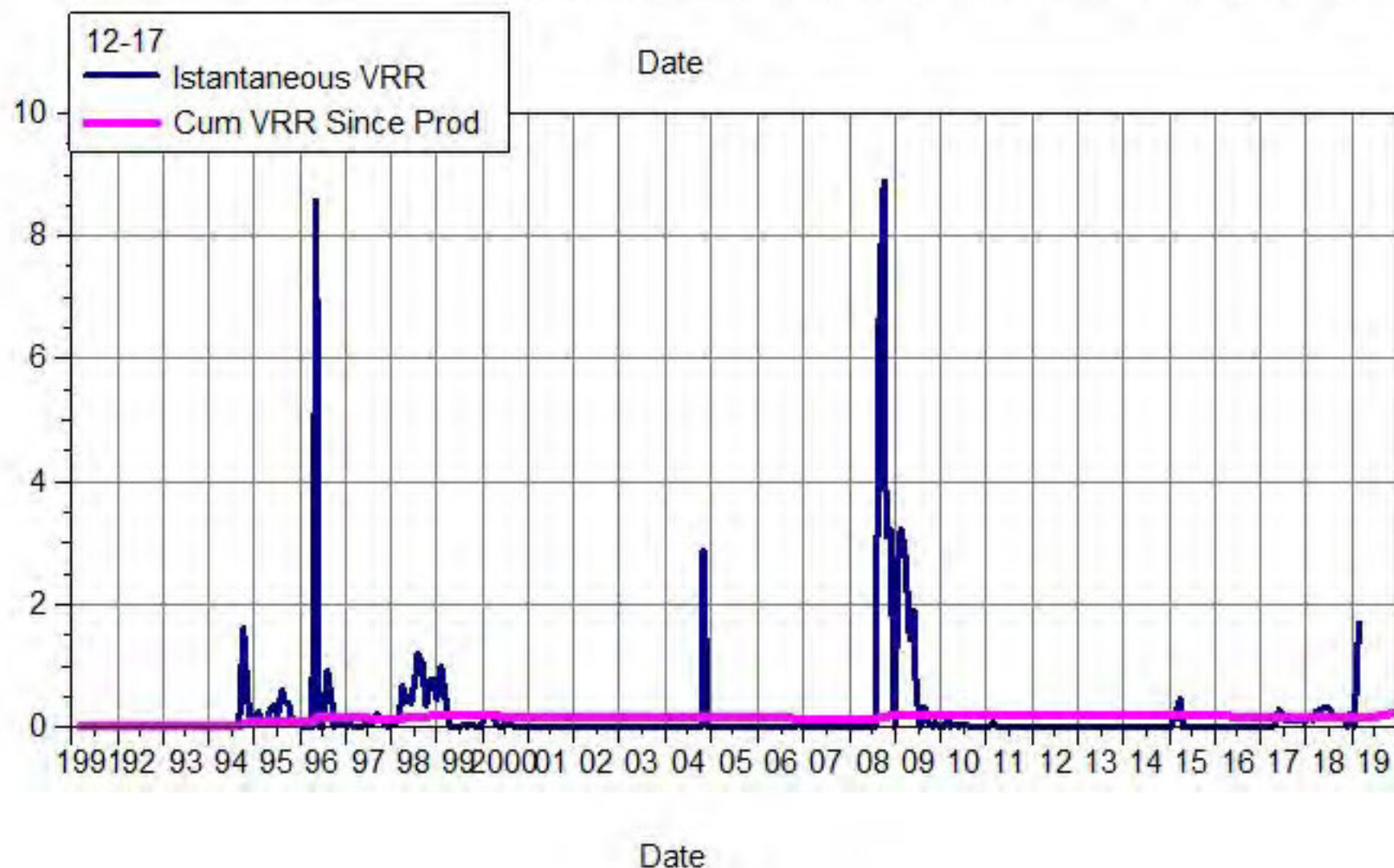
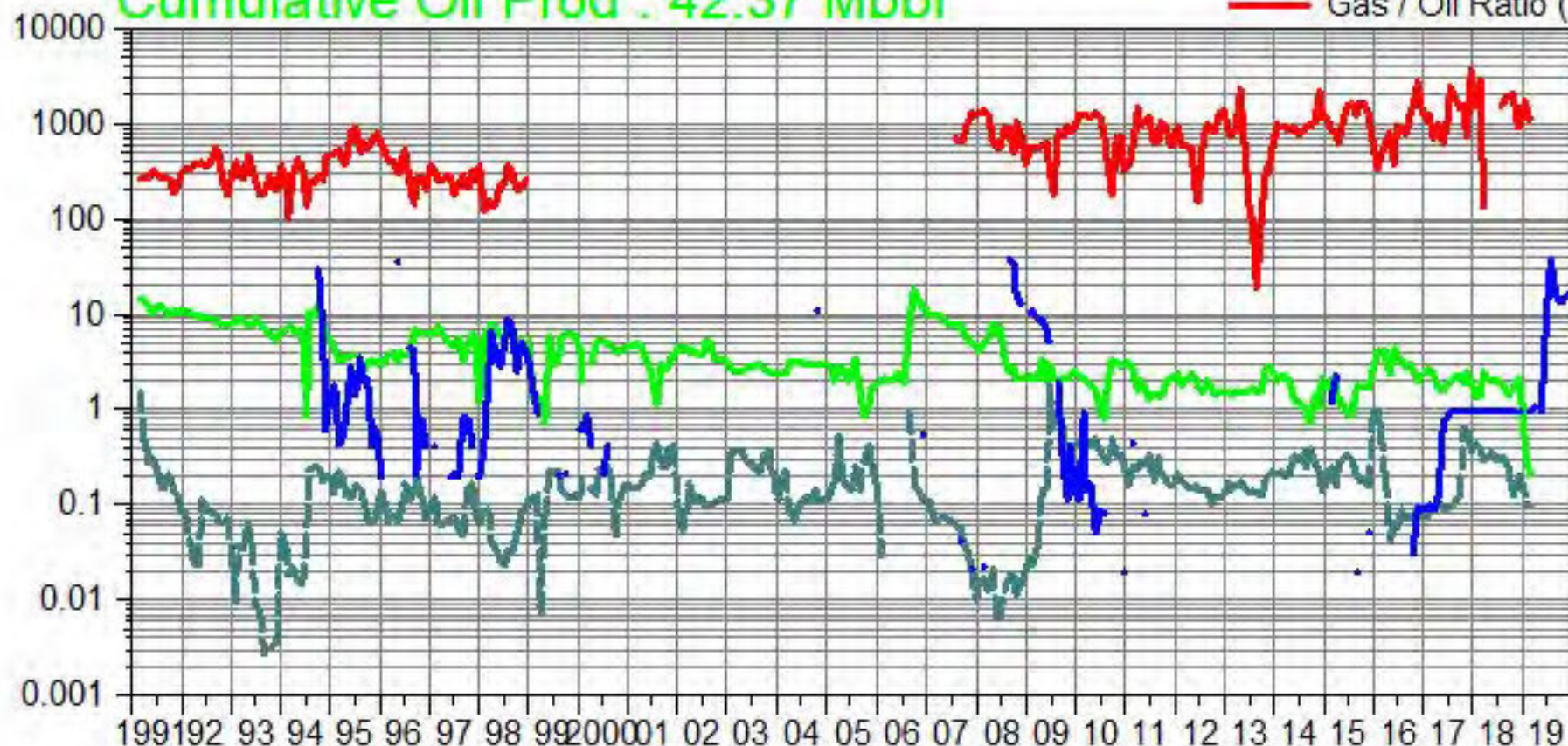
--- Water / Oil Ratio (bbl/bbl)
 --- Oil Rate (CD) (bbl/d)
 --- Water Inj Rate (CD) (bbl/d)
 --- Gas / Oil Ratio (cf/bbl)



South Pierson Unit 1 Pattern: 12-17 Set: PIERSON UNIT 1

Cumulative Oil Prod : 42.37 Mbbl

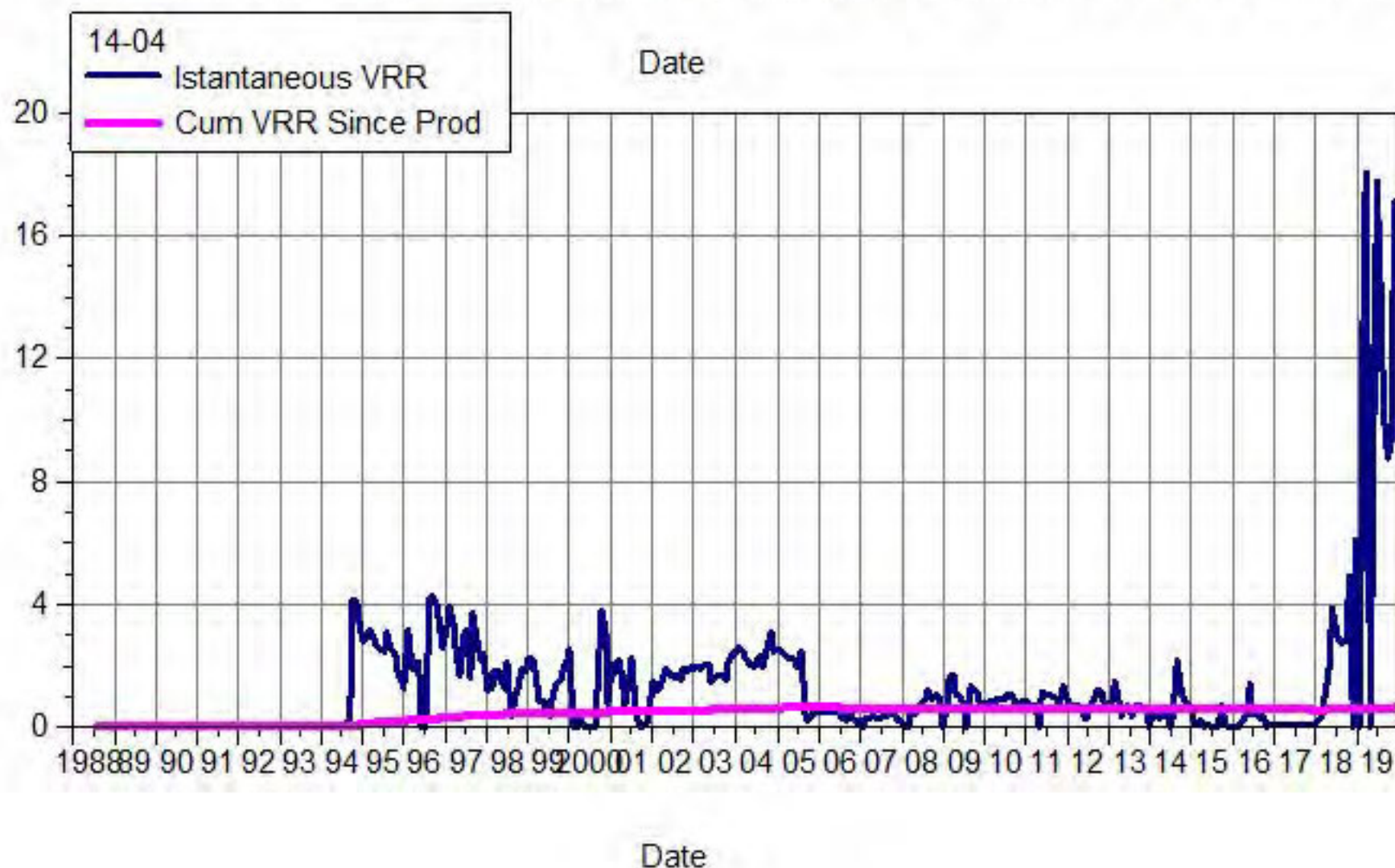
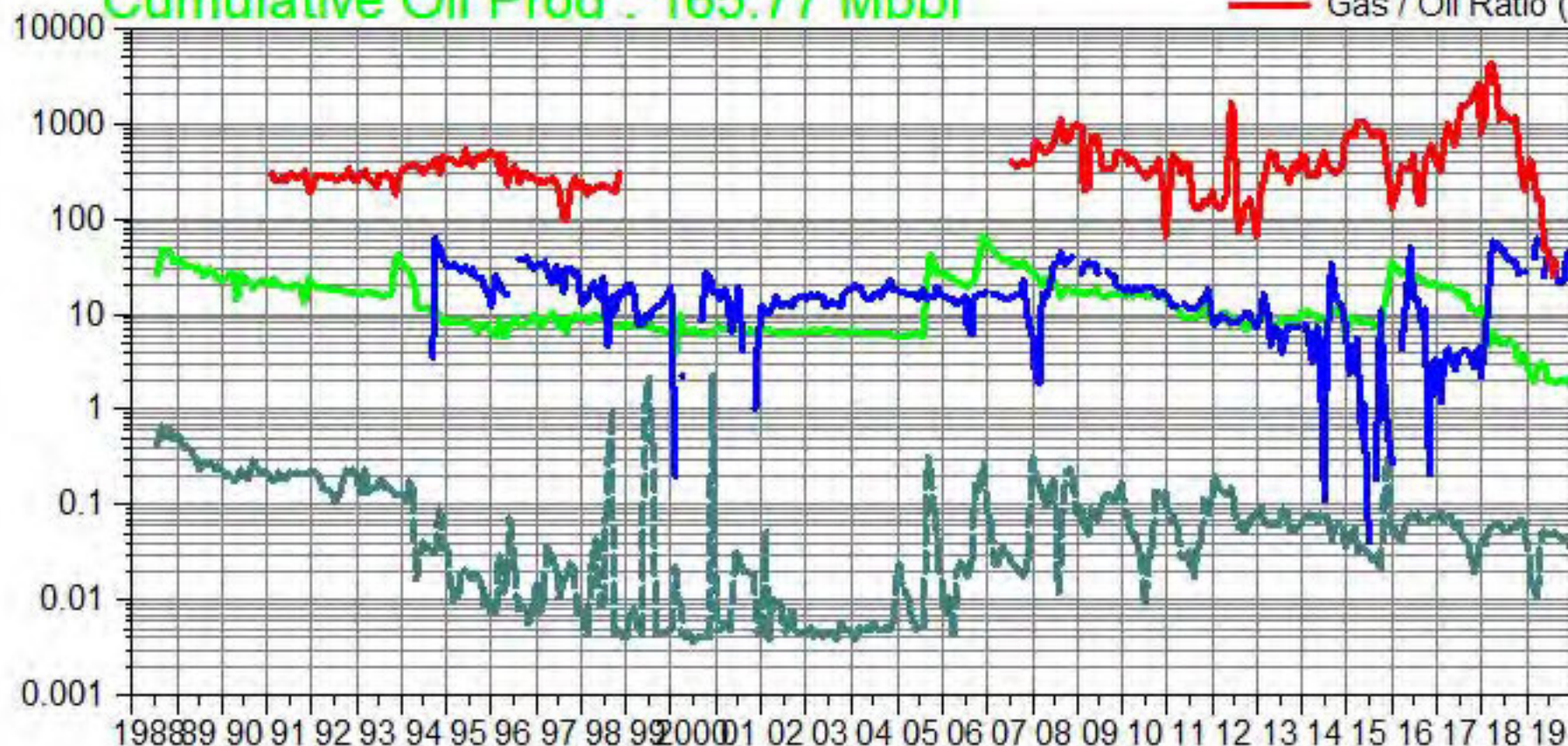
--- Water / Oil Ratio (bbl/bbl)
 --- Oil Rate (CD) (bbl/d)
 --- Water Inj Rate (CD) (bbl/d)
 --- Gas / Oil Ratio (cf/bbl)



South Pierson Unit 1 Pattern: 14-04 Set: PIERSON UNIT 1

Cumulative Oil Prod : 165.77 Mbbl

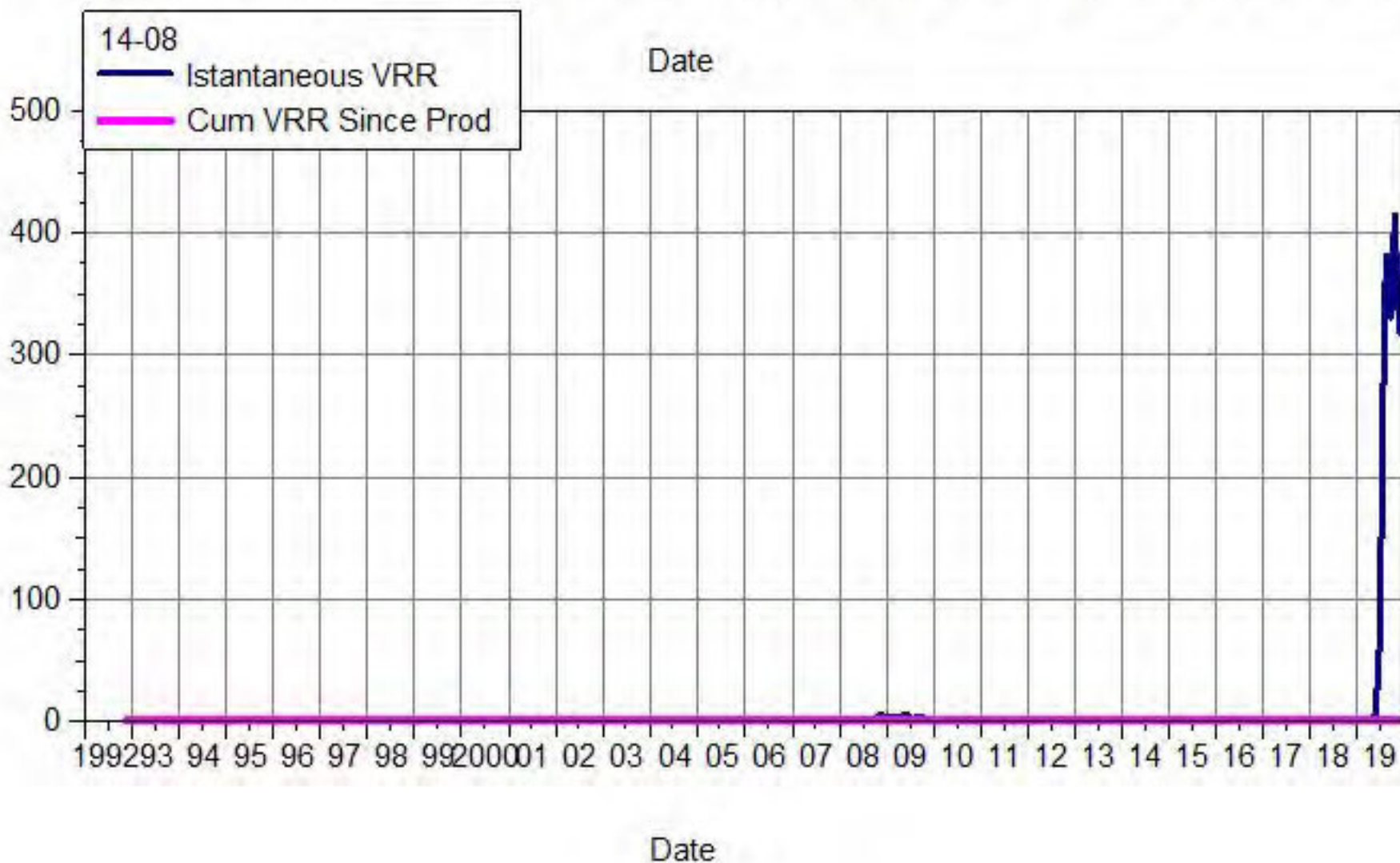
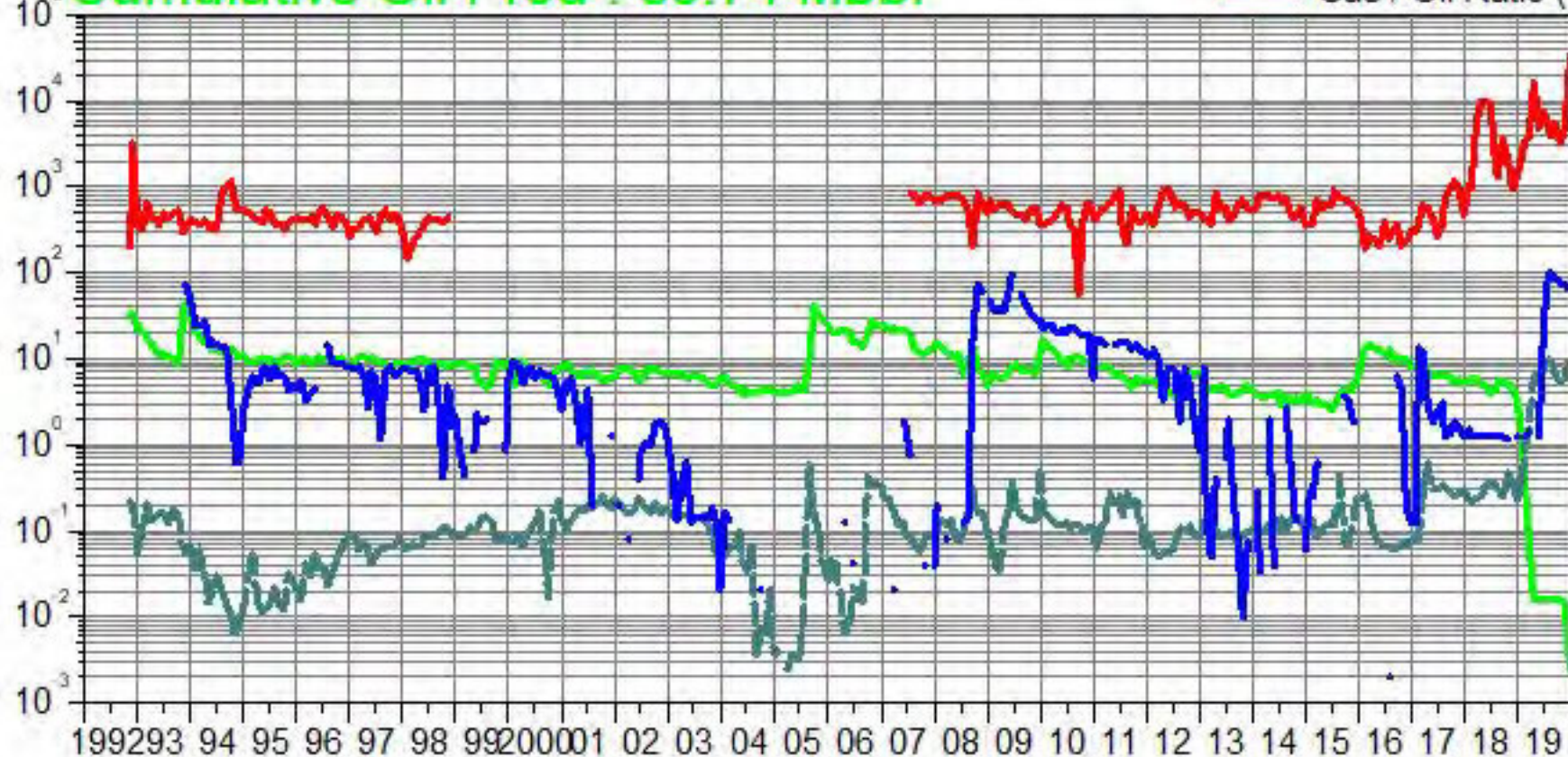
--- Water / Oil Ratio (bbl/bbl)
 --- Oil Rate (CD) (bbl/d)
 --- Water Inj Rate (CD) (bbl/d)
 --- Gas / Oil Ratio (cf/bbl)



South Pierson Unit 1 Pattern: 14-08 Set: PIERSON UNIT 1

Cumulative Oil Prod : 89.74 Mbbl

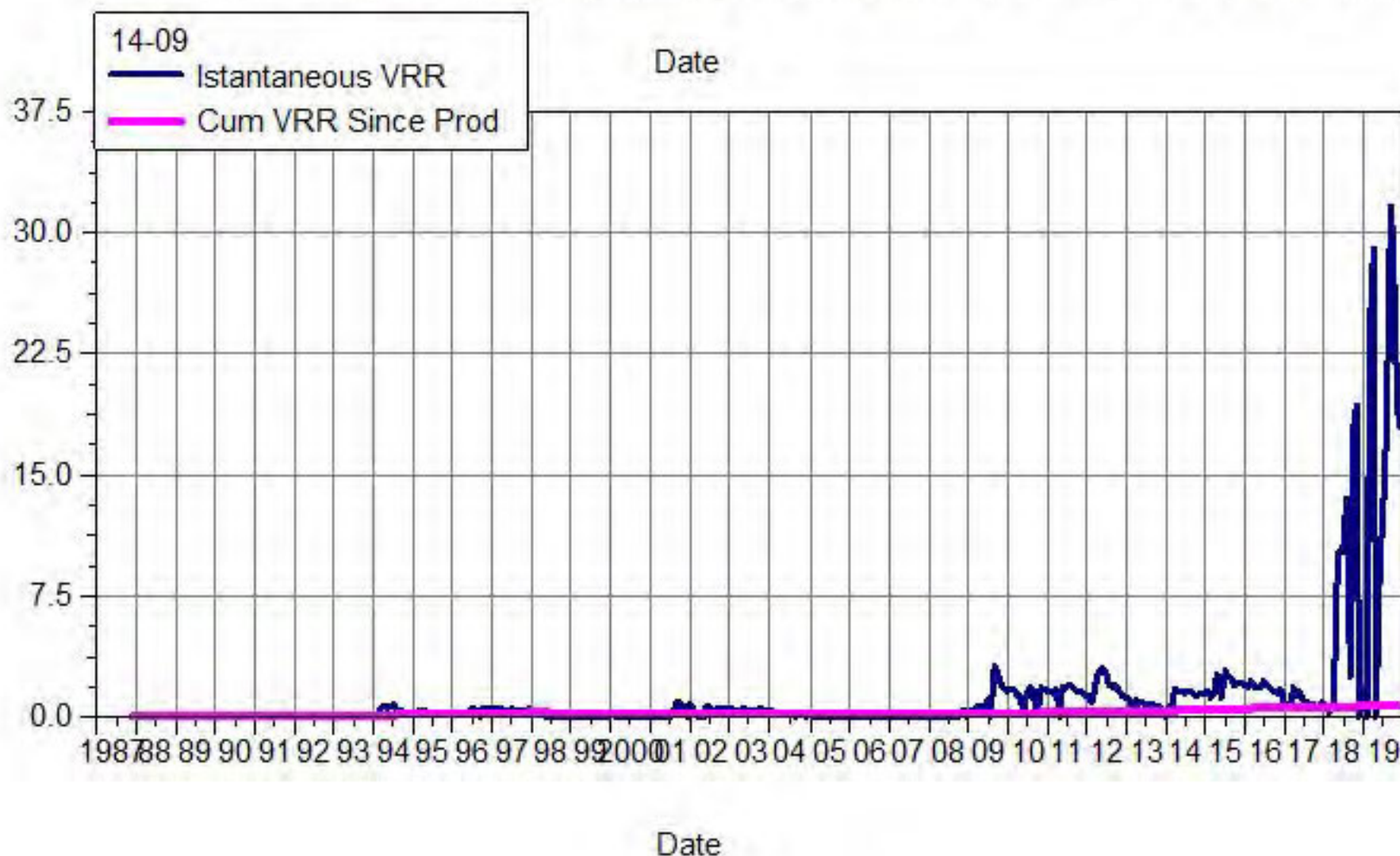
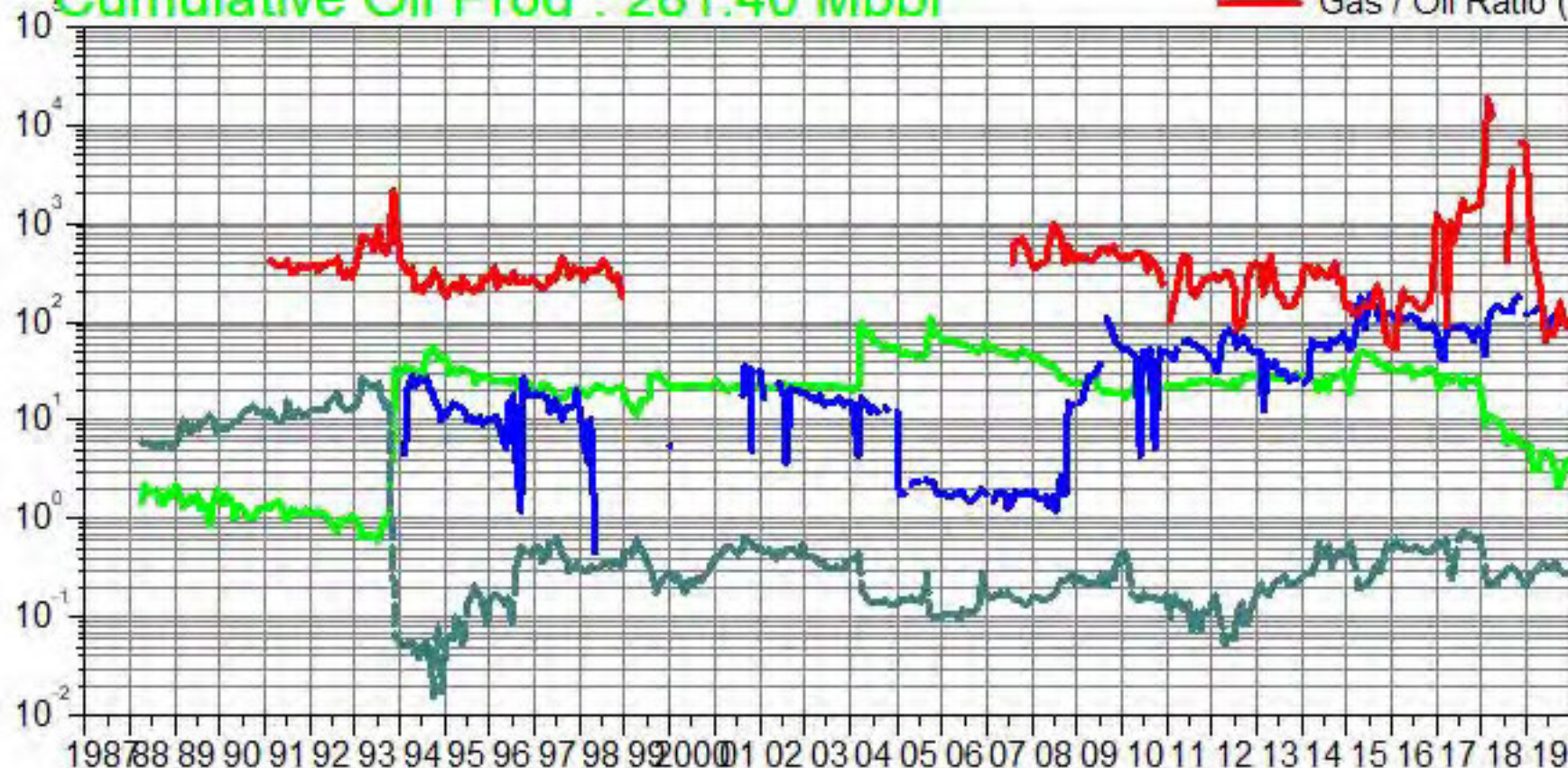
--- Water / Oil Ratio (bbl/bbl)
 --- Oil Rate (CD) (bbl/d)
 --- Water Inj Rate (CD) (bbl/d)
 --- Gas / Oil Ratio (cf/bbl)



South Pierson Unit 1 Pattern: 14-09 Set: PIERSON UNIT 1

Cumulative Oil Prod : 281.40 Mbbl

Water / Oil Ratio (bbl/bbl)
Oil Rate (CD) (bbl/d)
Water Inj Rate (CD) (bbl/d)
Gas / Oil Ratio (cf/bbl)

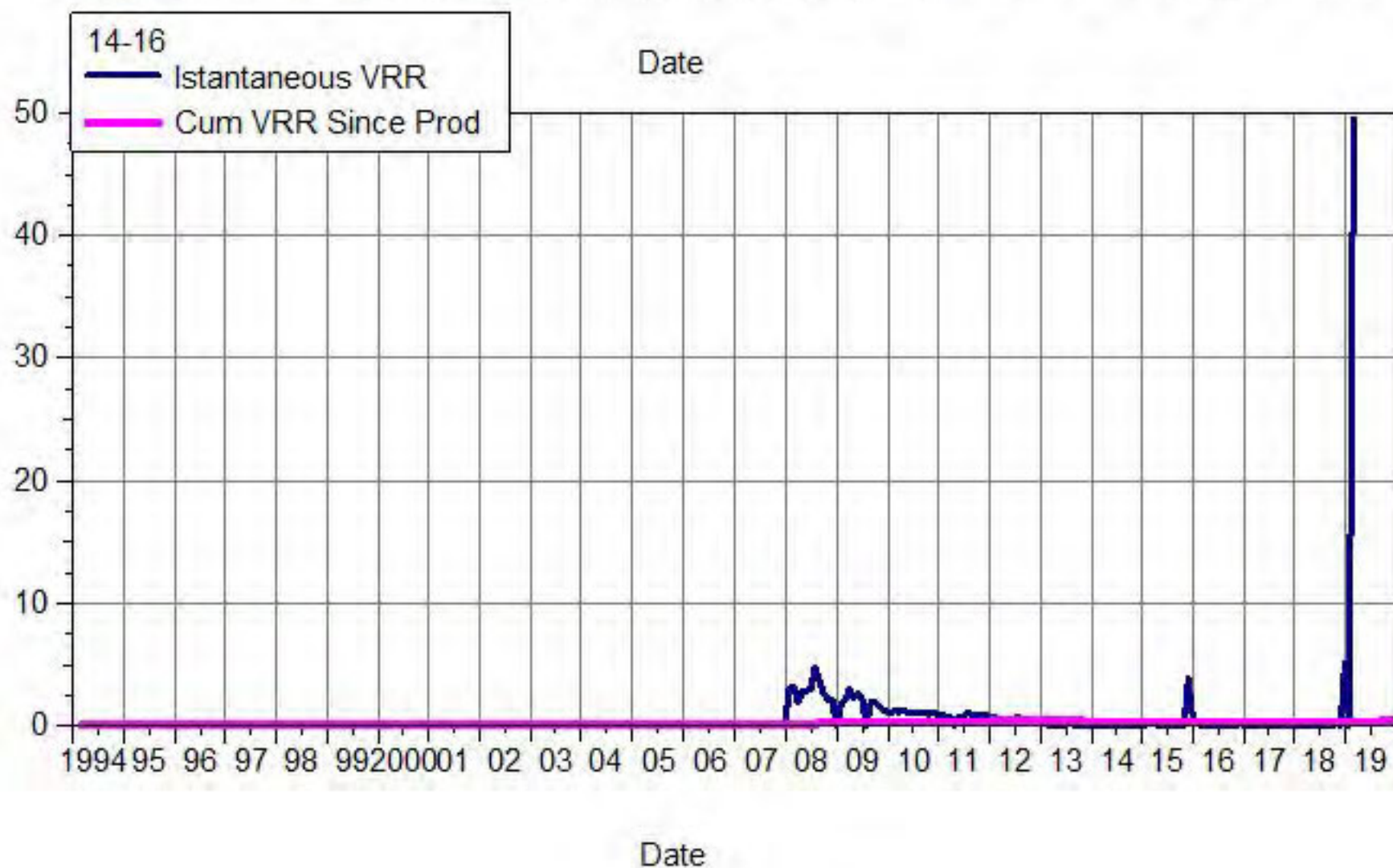
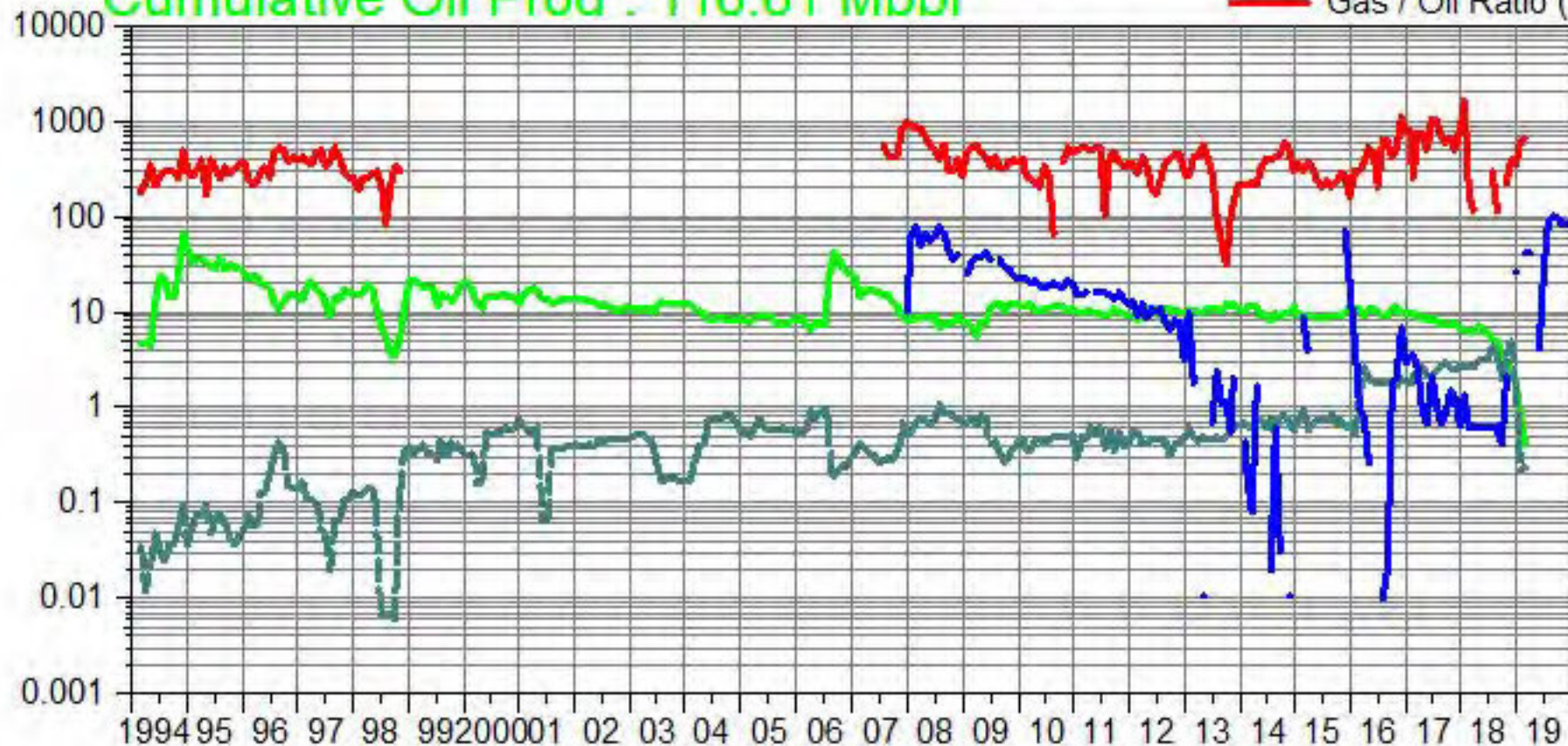


South Pierson Unit 1

Pattern: 14-16 Set: PIERSON UNIT 1

Cumulative Oil Prod : 116.61 Mbbl

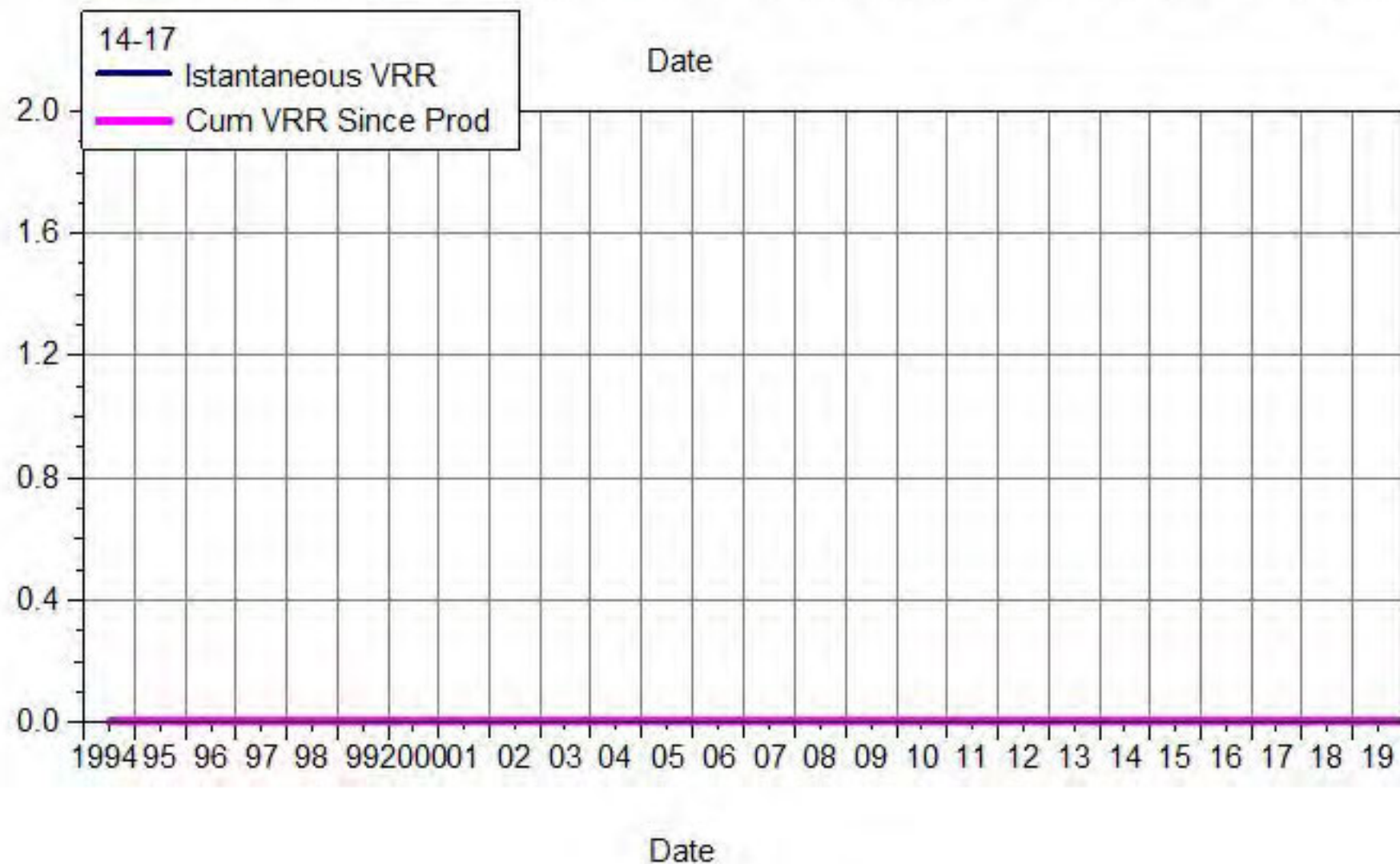
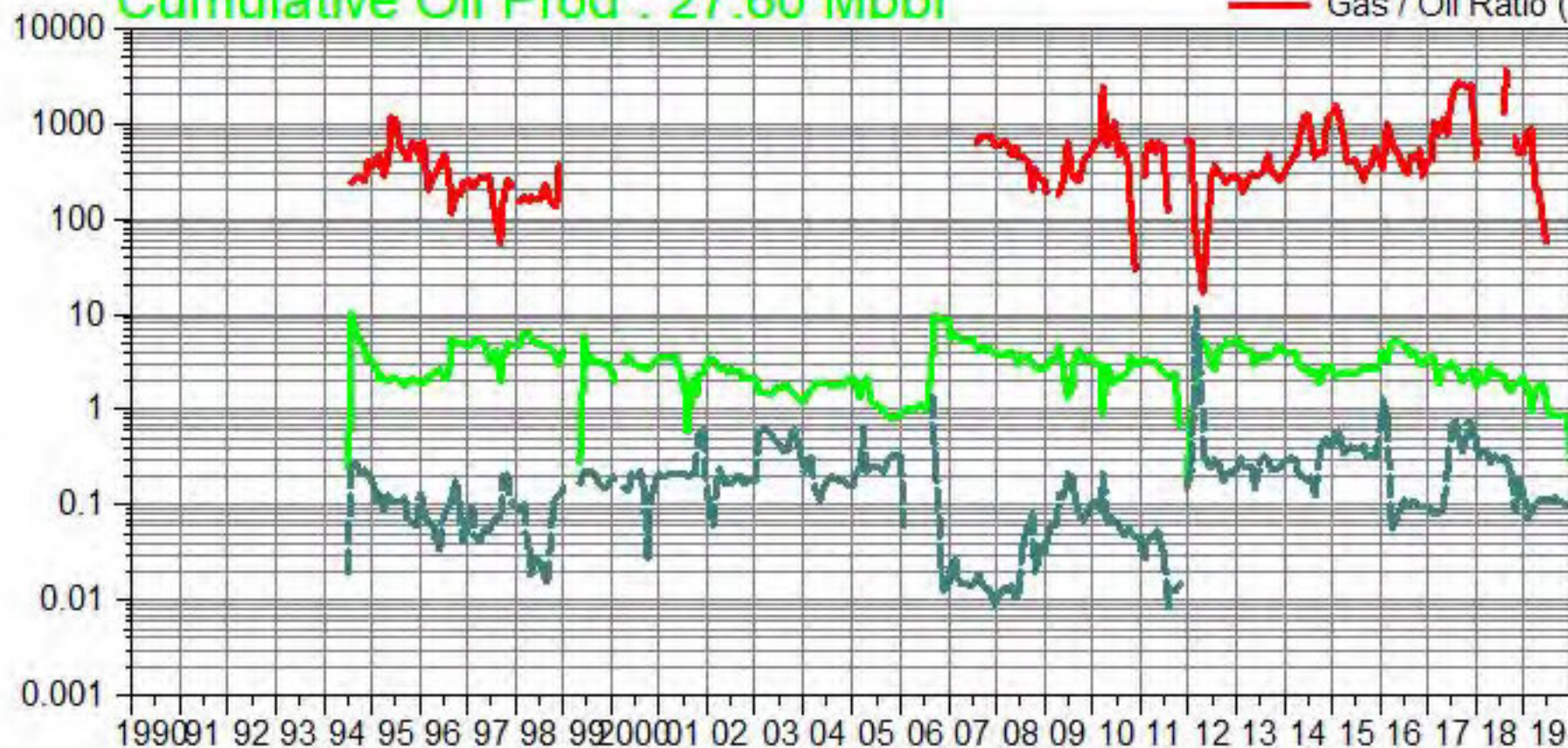
--- Water / Oil Ratio (bbl/bbl)
 --- Oil Rate (CD) (bbl/d)
 --- Water Inj Rate (CD) (bbl/d)
 --- Gas / Oil Ratio (cf/bbl)



South Pierson Unit 1 Pattern: 14-17 Set: PIERSON UNIT 1

Cumulative Oil Prod : 27.60 Mbbl

Water / Oil Ratio (bbl/bbl)
Oil Rate (CD) (bbl/d)
Water Inj Rate (CD) (bbl/d)
Gas / Oil Ratio (cf/bbl)

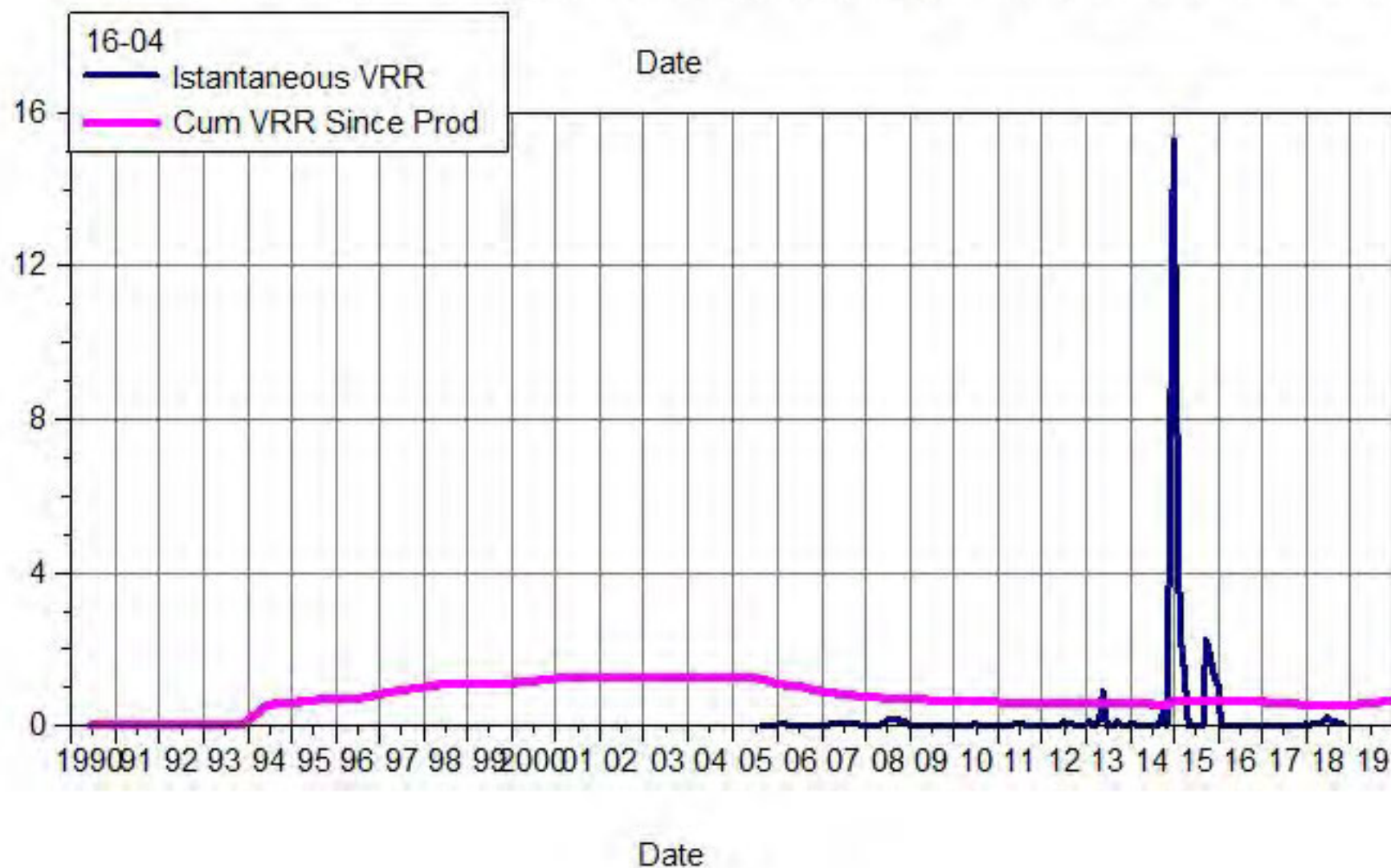
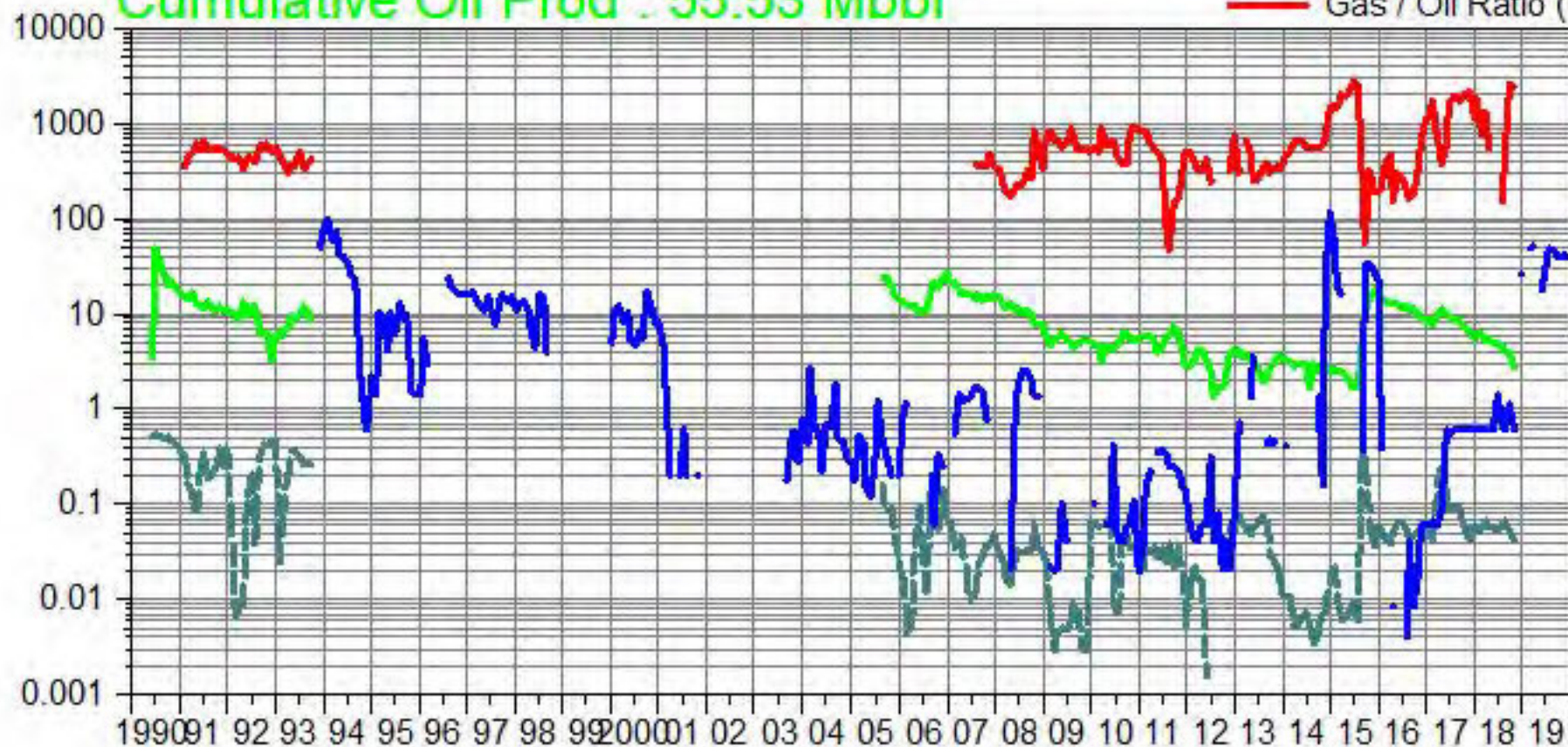


South Pierson Unit 1

Pattern: 16-04 Set: PIERSON UNIT 1

Cumulative Oil Prod : 55.53 Mbbl

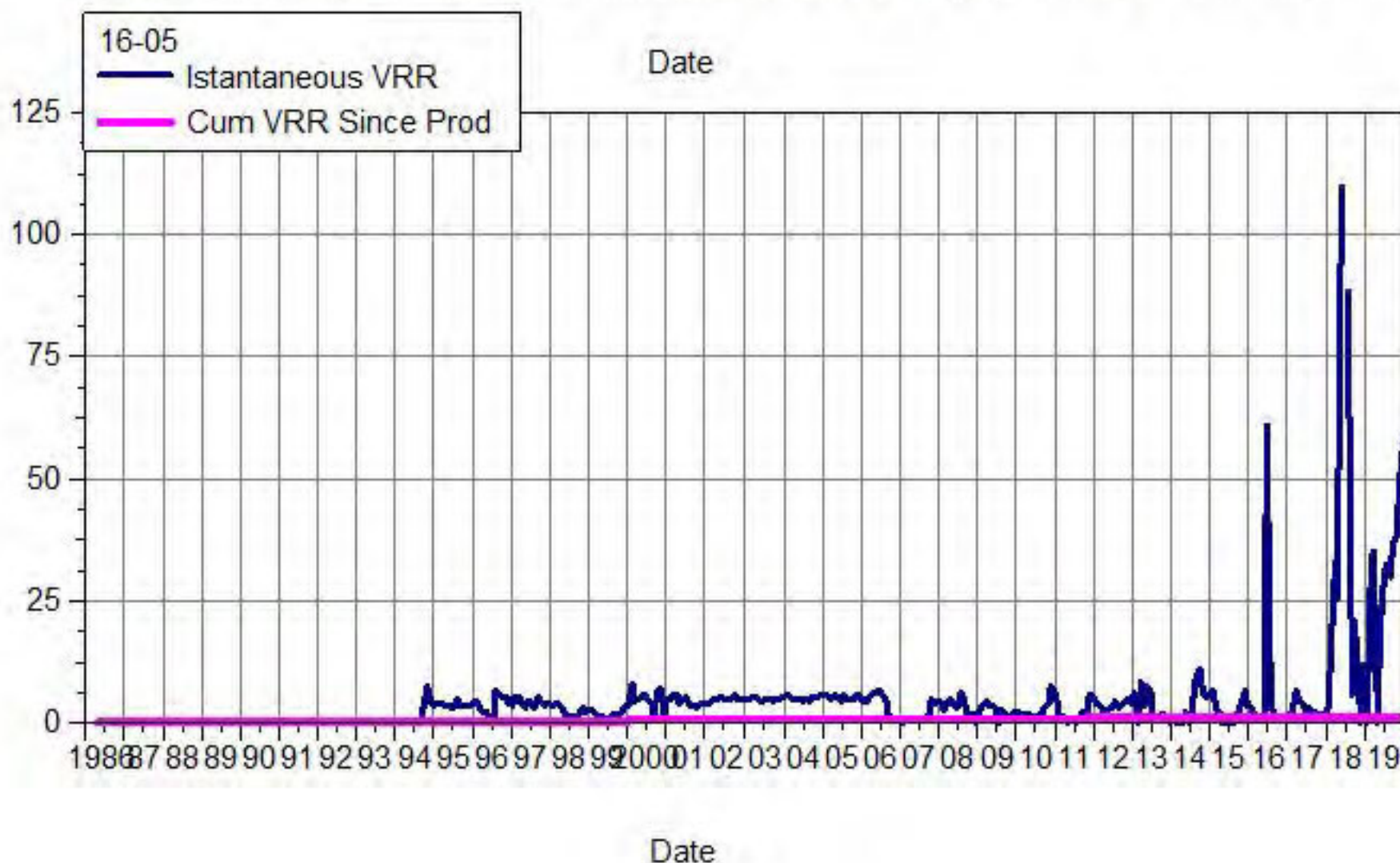
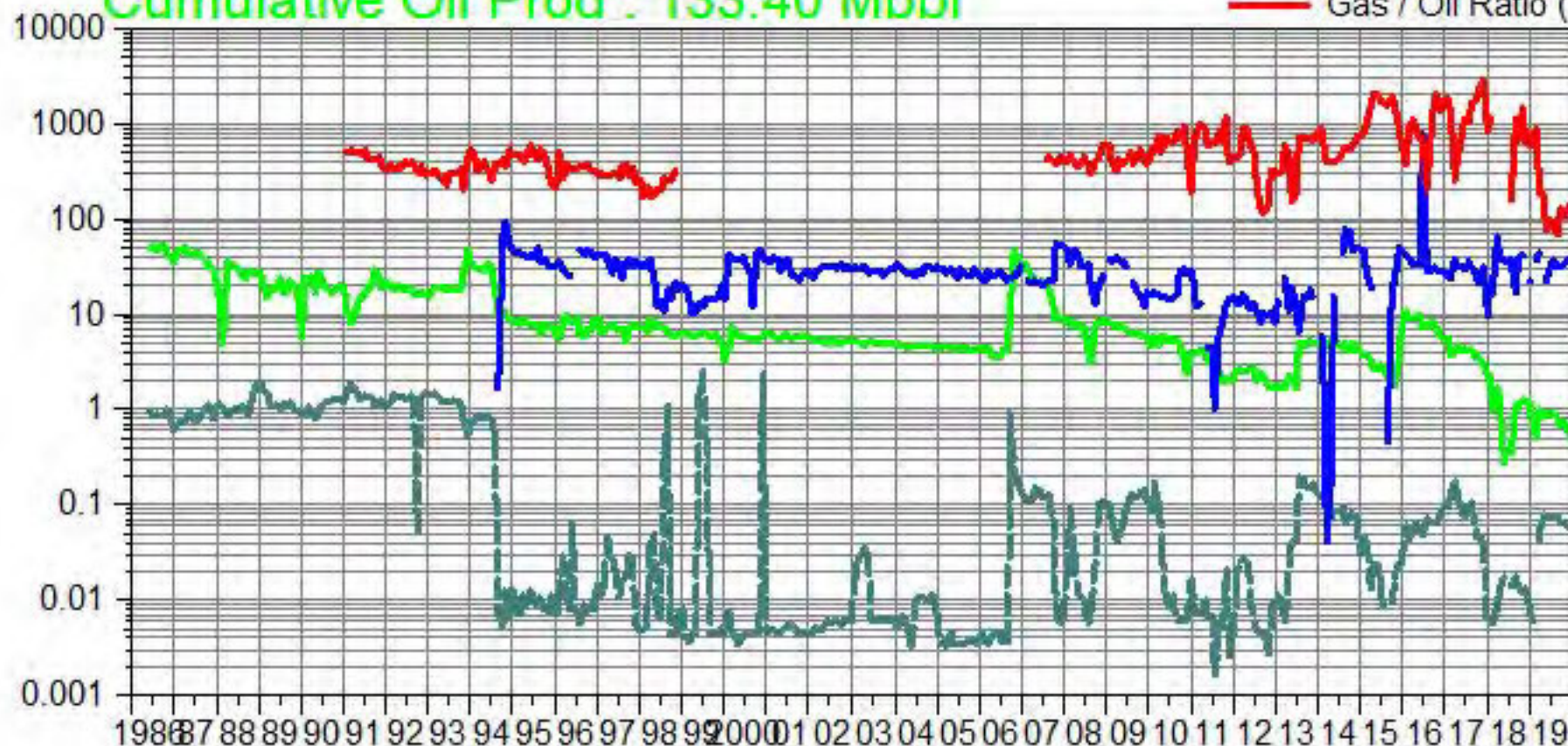
Water / Oil Ratio (bbl/bbl)
Oil Rate (CD) (bbl/d)
Water Inj Rate (CD) (bbl/d)
Gas / Oil Ratio (cf/bbl)



South Pierson Unit 1 Pattern: 16-05 Set: PIERSON UNIT 1

Cumulative Oil Prod : 133.40 Mbbl

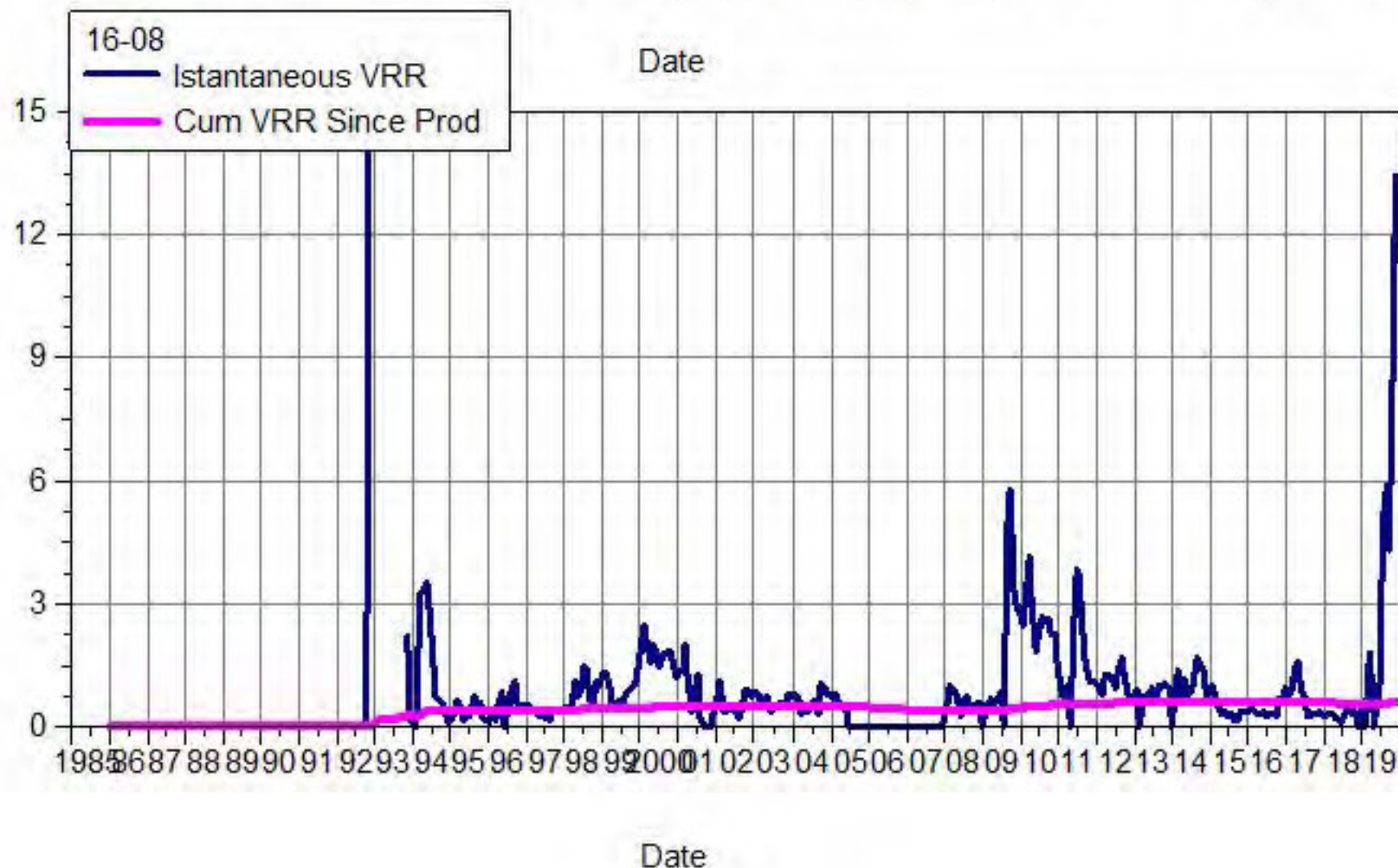
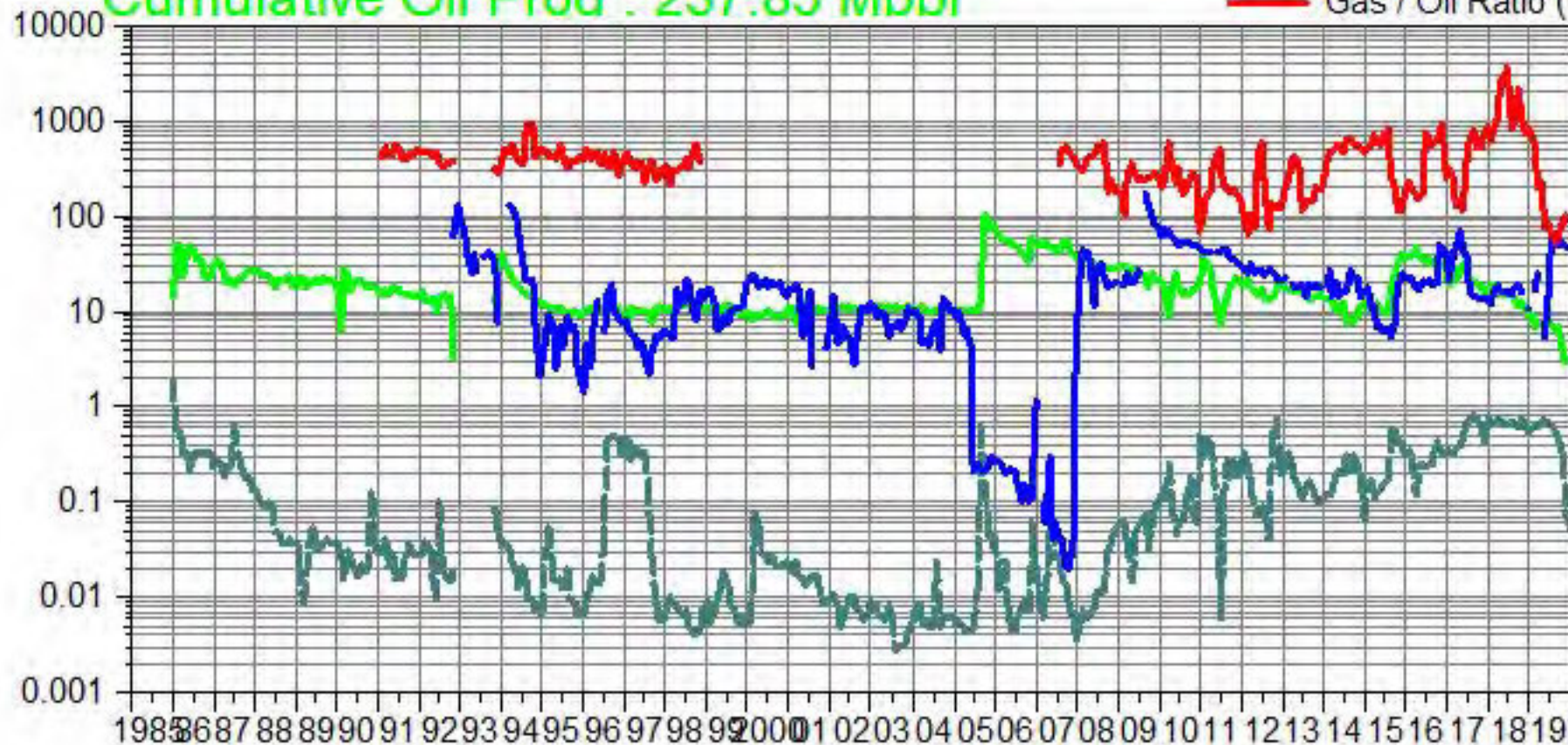
--- Water / Oil Ratio (bbl/bbl)
 --- Oil Rate (CD) (bbl/d)
 --- Water Inj Rate (CD) (bbl/d)
 --- Gas / Oil Ratio (cf/bbl)



South Pierson Unit 1 Pattern: 16-08 Set: PIERSON UNIT 1

Cumulative Oil Prod : 237.85 Mbbl

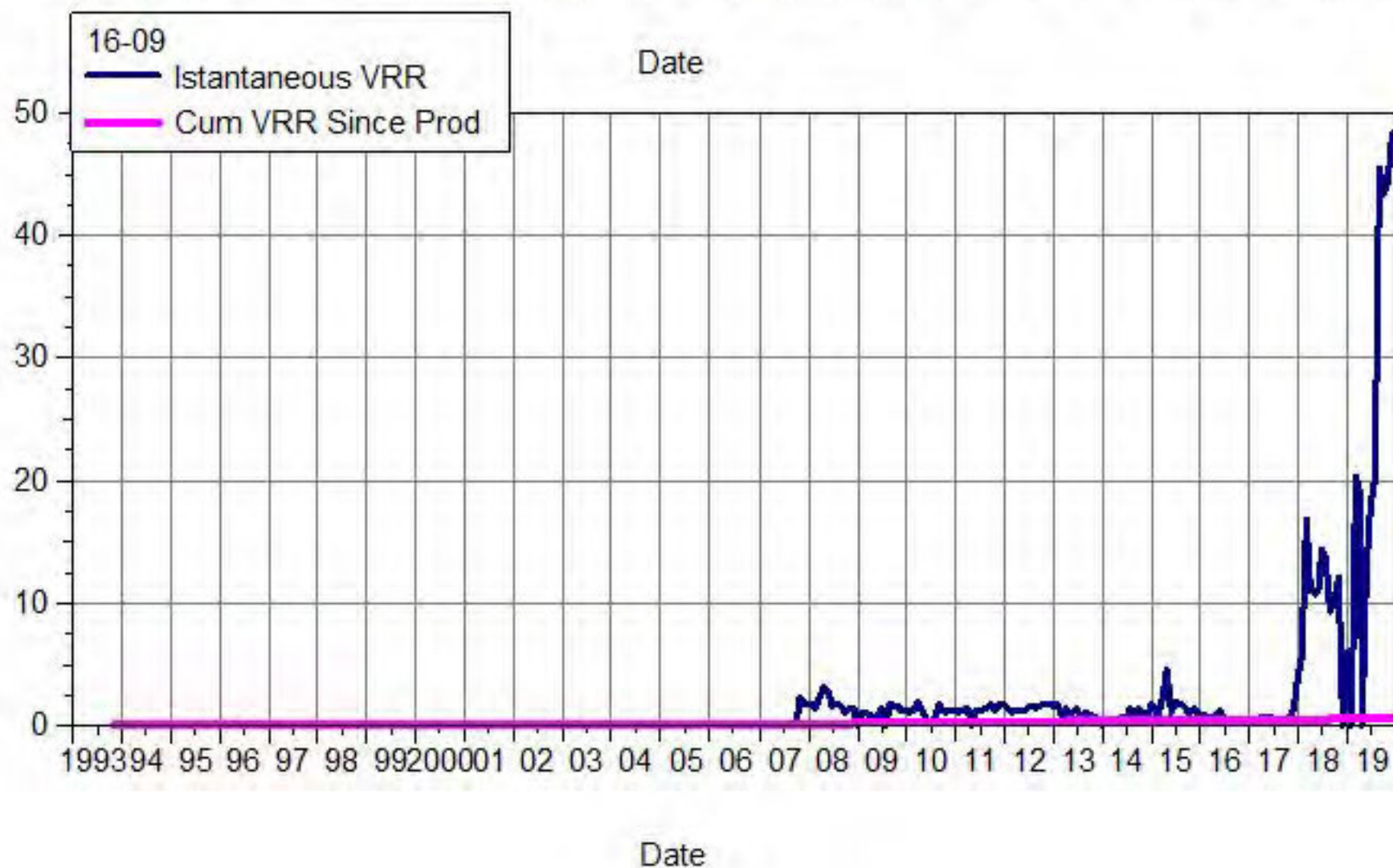
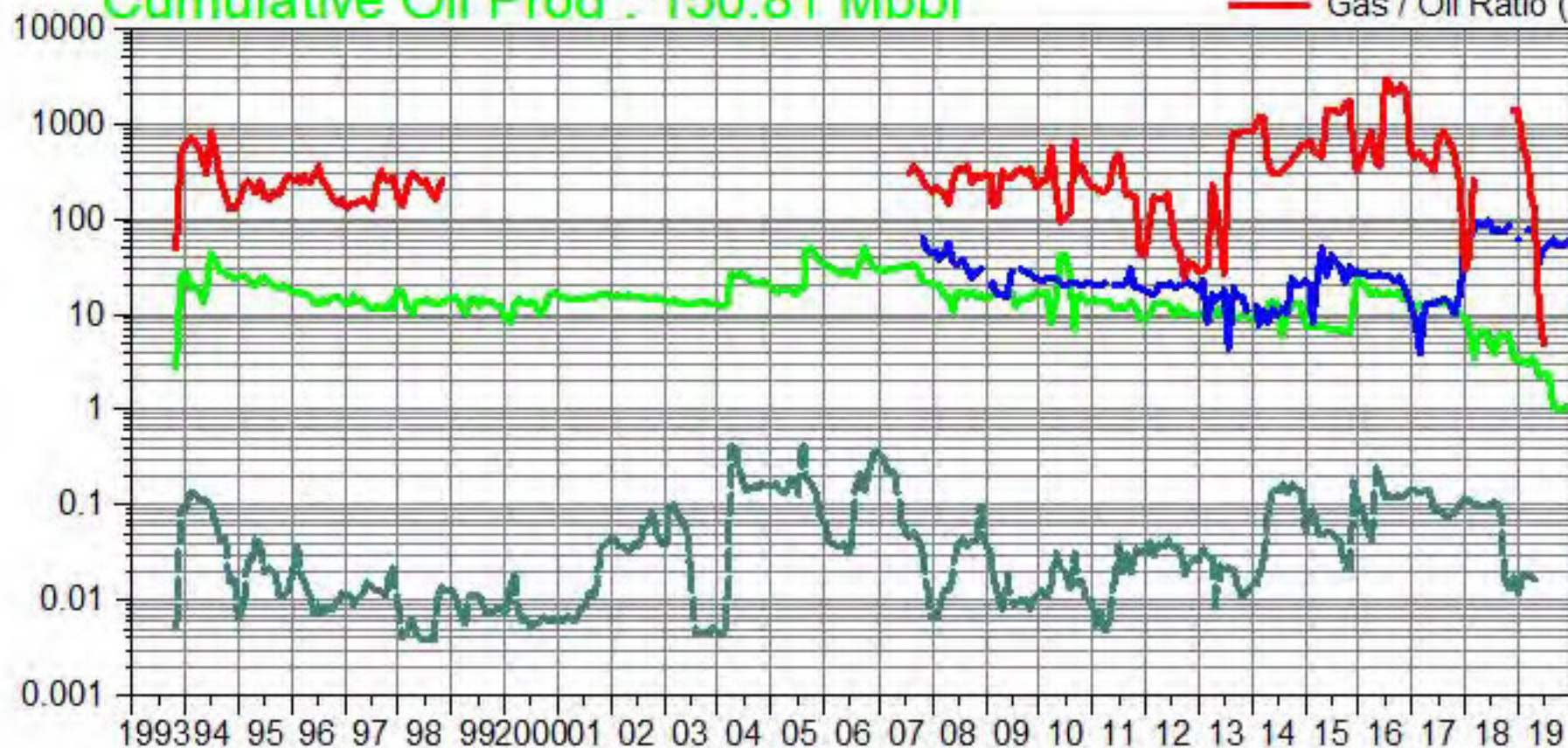
--- Water / Oil Ratio (bbl/bbl)
 --- Oil Rate (CD) (bbl/d)
 --- Water Inj Rate (CD) (bbl/d)
 --- Gas / Oil Ratio (cf/bbl)



South Pierson Unit 1 Pattern: 16-09 Set: PIERSON UNIT 1

Cumulative Oil Prod : 150.81 Mbbl

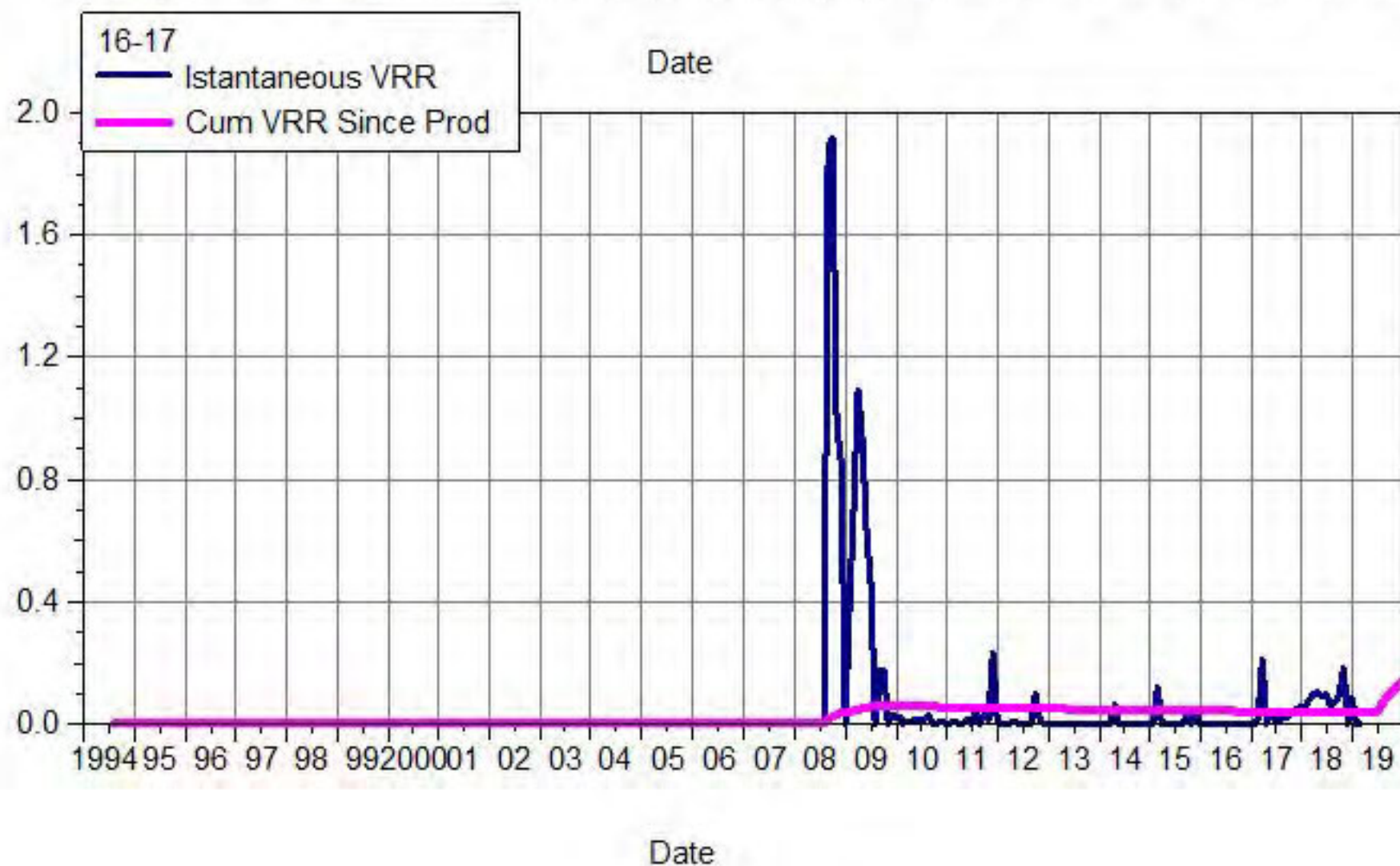
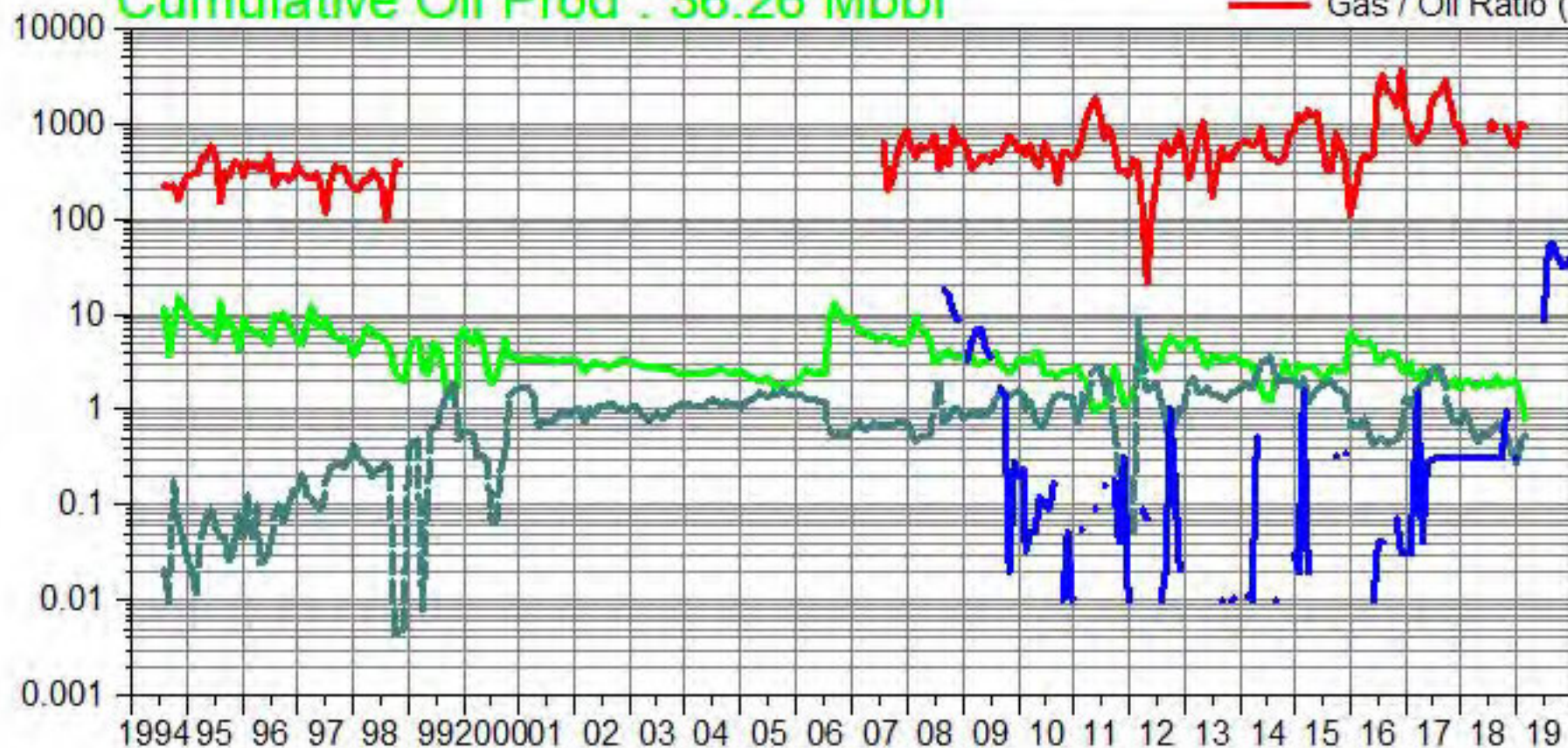
--- Water / Oil Ratio (bbl/bbl)
 --- Oil Rate (CD) (bbl/d)
 --- Water Inj Rate (CD) (bbl/d)
 --- Gas / Oil Ratio (cf/bbl)



South Pierson Unit 1 Pattern: 16-17 Set: PIERSON UNIT 1

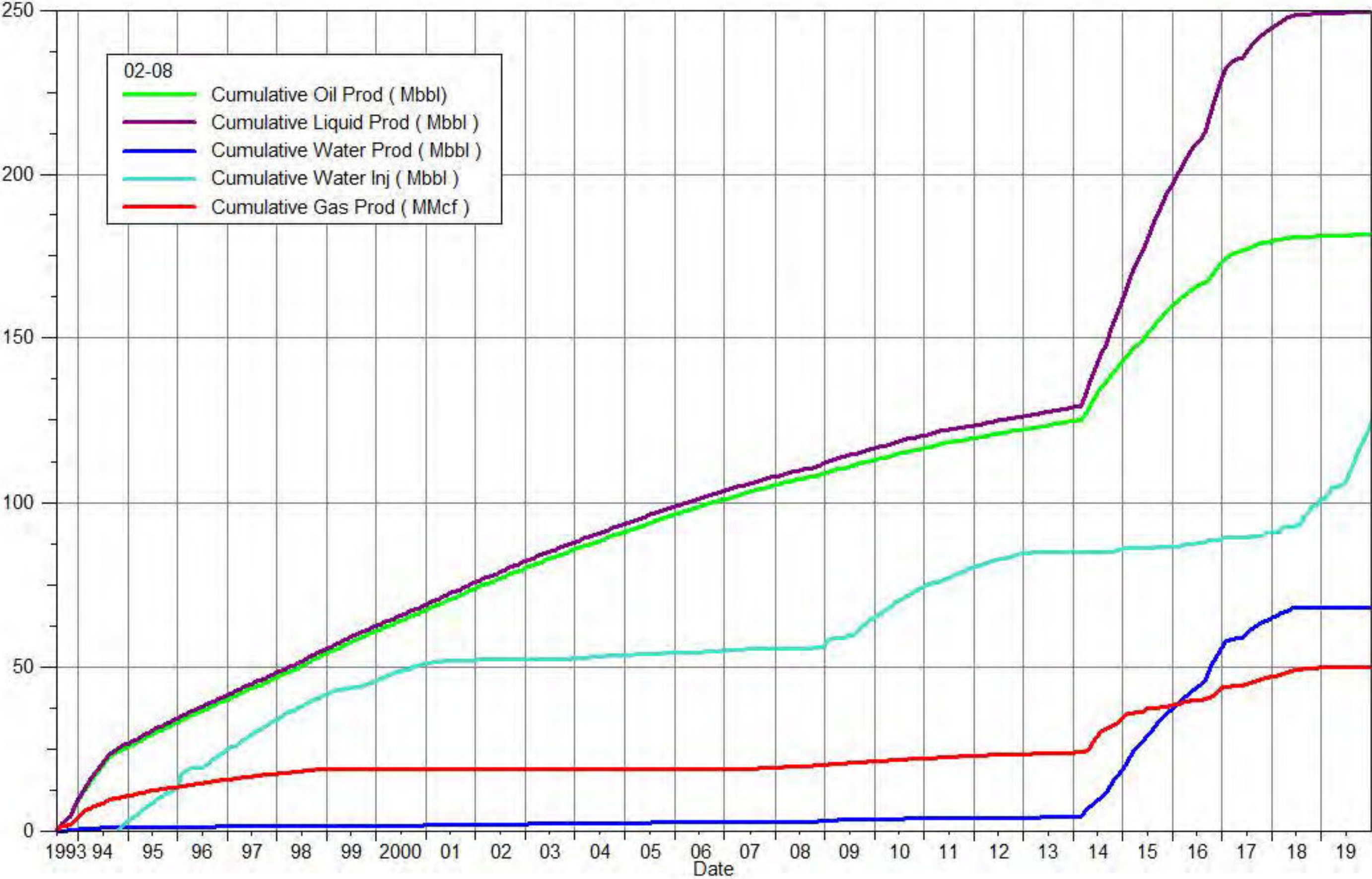
Cumulative Oil Prod : 36.26 Mbbl

--- Water / Oil Ratio (bbl/bbl)
 --- Oil Rate (CD) (bbl/d)
 --- Water Inj Rate (CD) (bbl/d)
 --- Gas / Oil Ratio (cf/bbl)



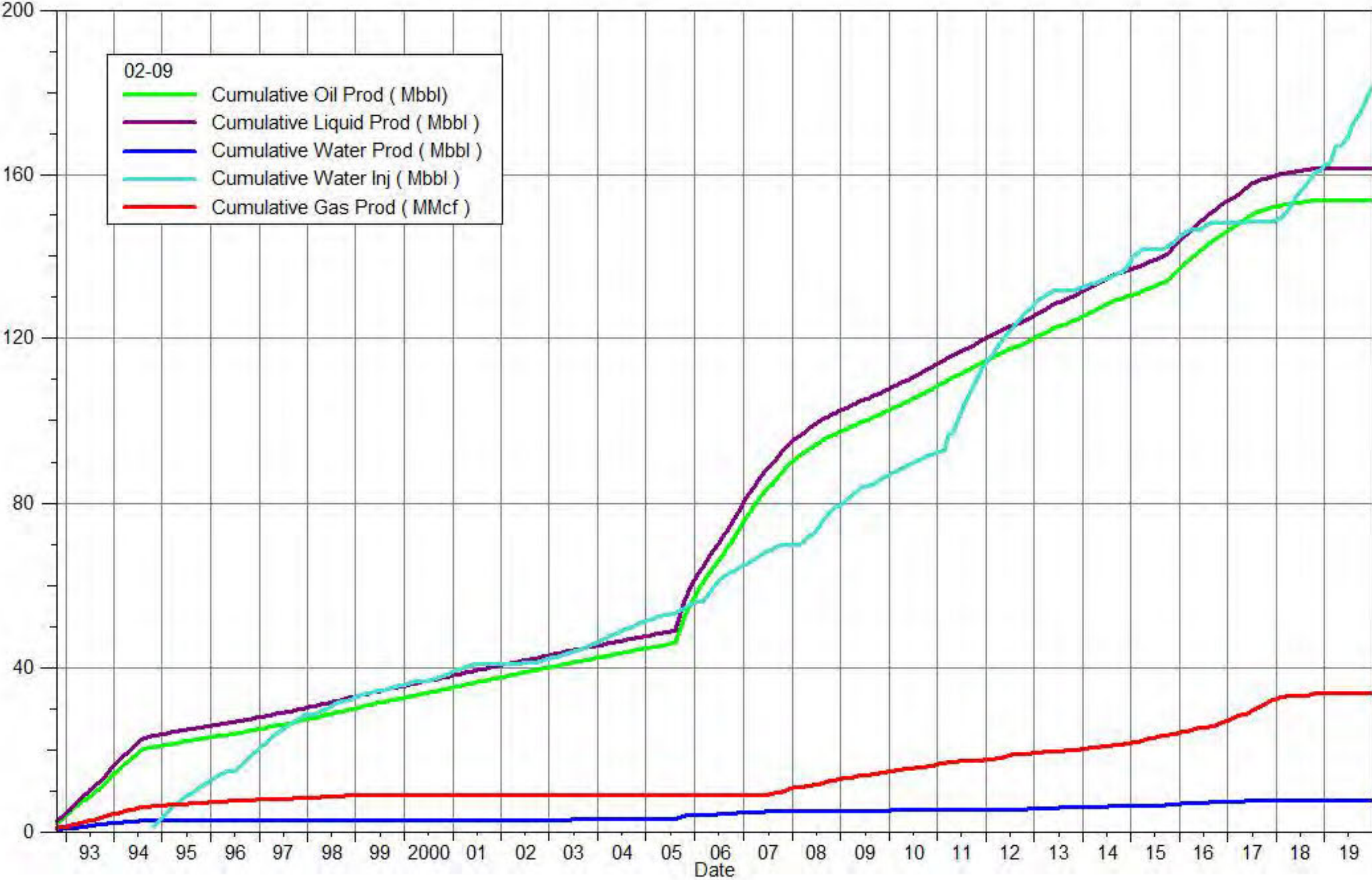
South Pierson Unit 1 Cumulative Production Plot

Pattern: 02-08 Set: PIERSON UNIT 1



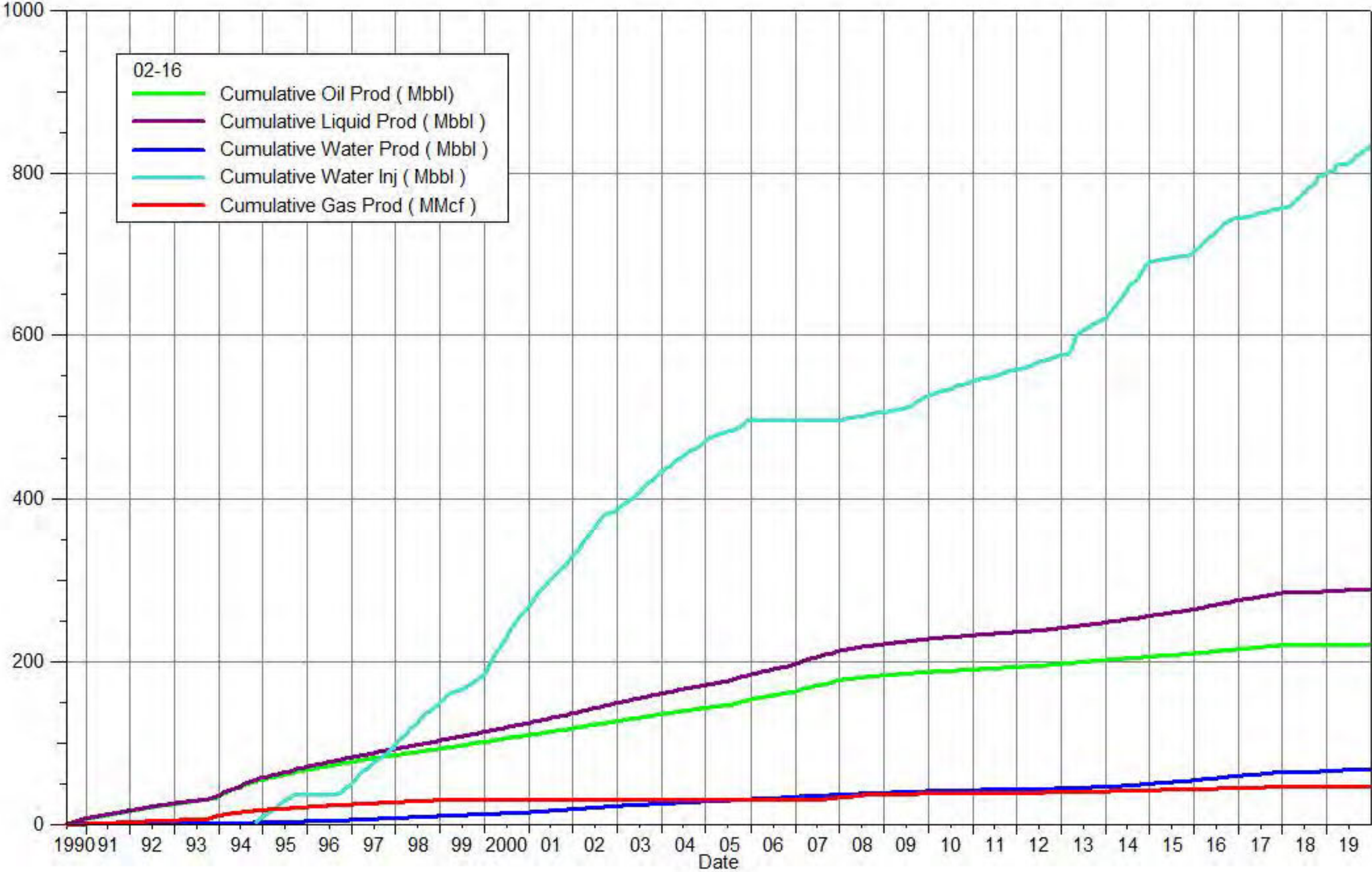
South Pierson Unit 1 Cumulative Production Plot

Pattern: 02-09 Set: PIERSON UNIT 1



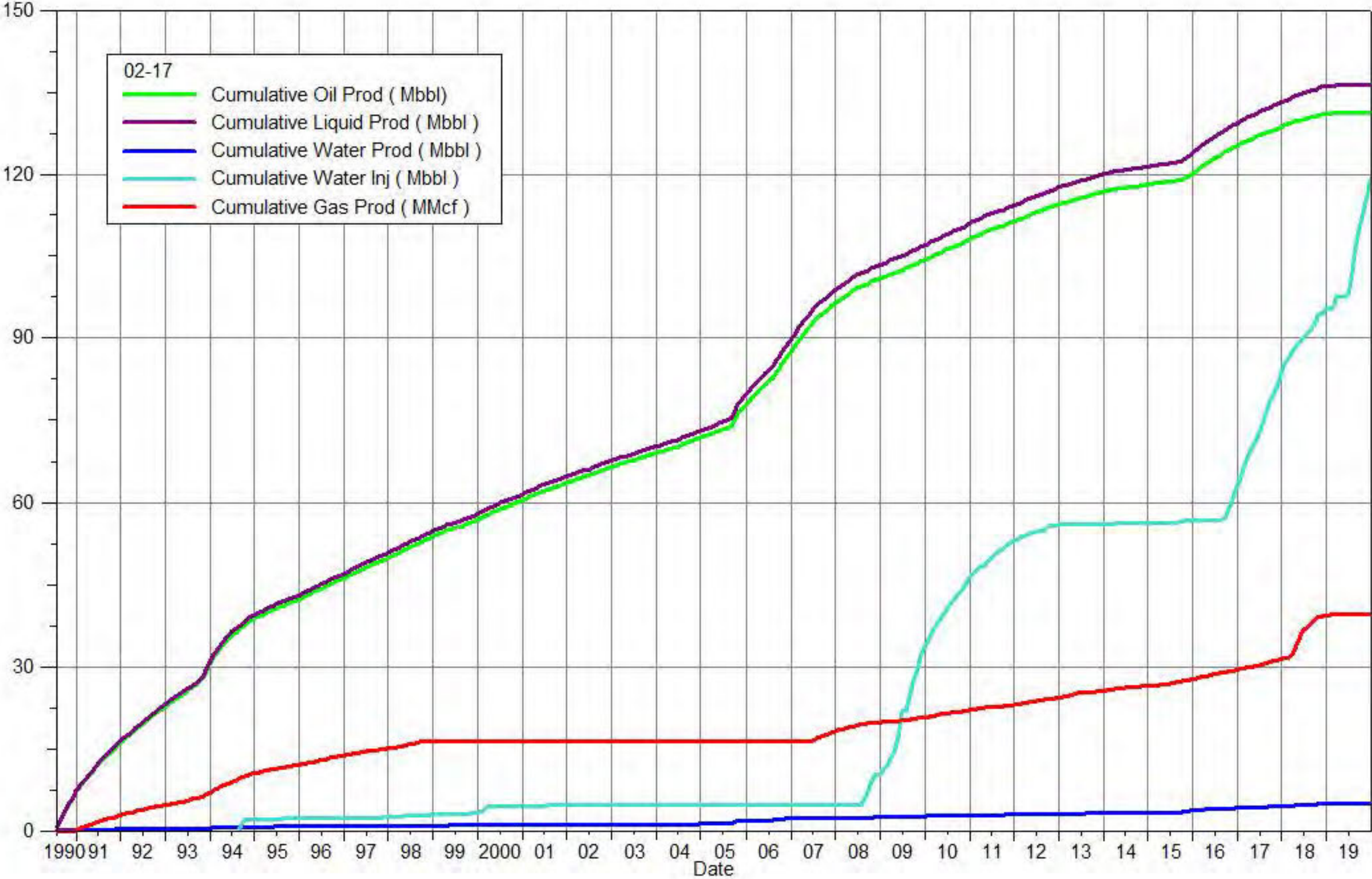
South Pierson Unit 1 Cumulative Production Plot

Pattern: 02-16 Set: PIERSON UNIT 1



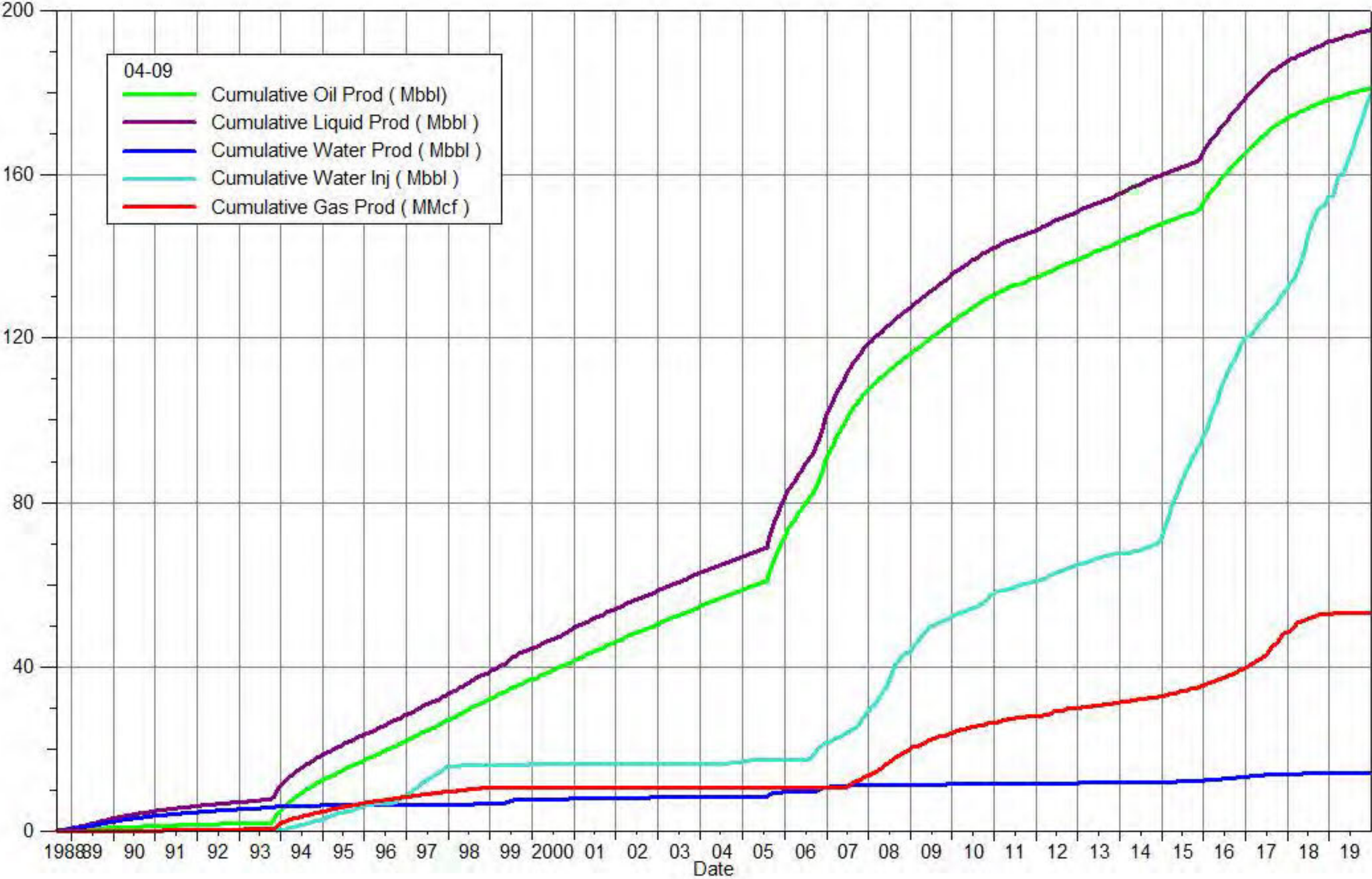
South Pierson Unit 1 Cumulative Production Plot

Pattern: 02-17 Set: PIERSON UNIT 1



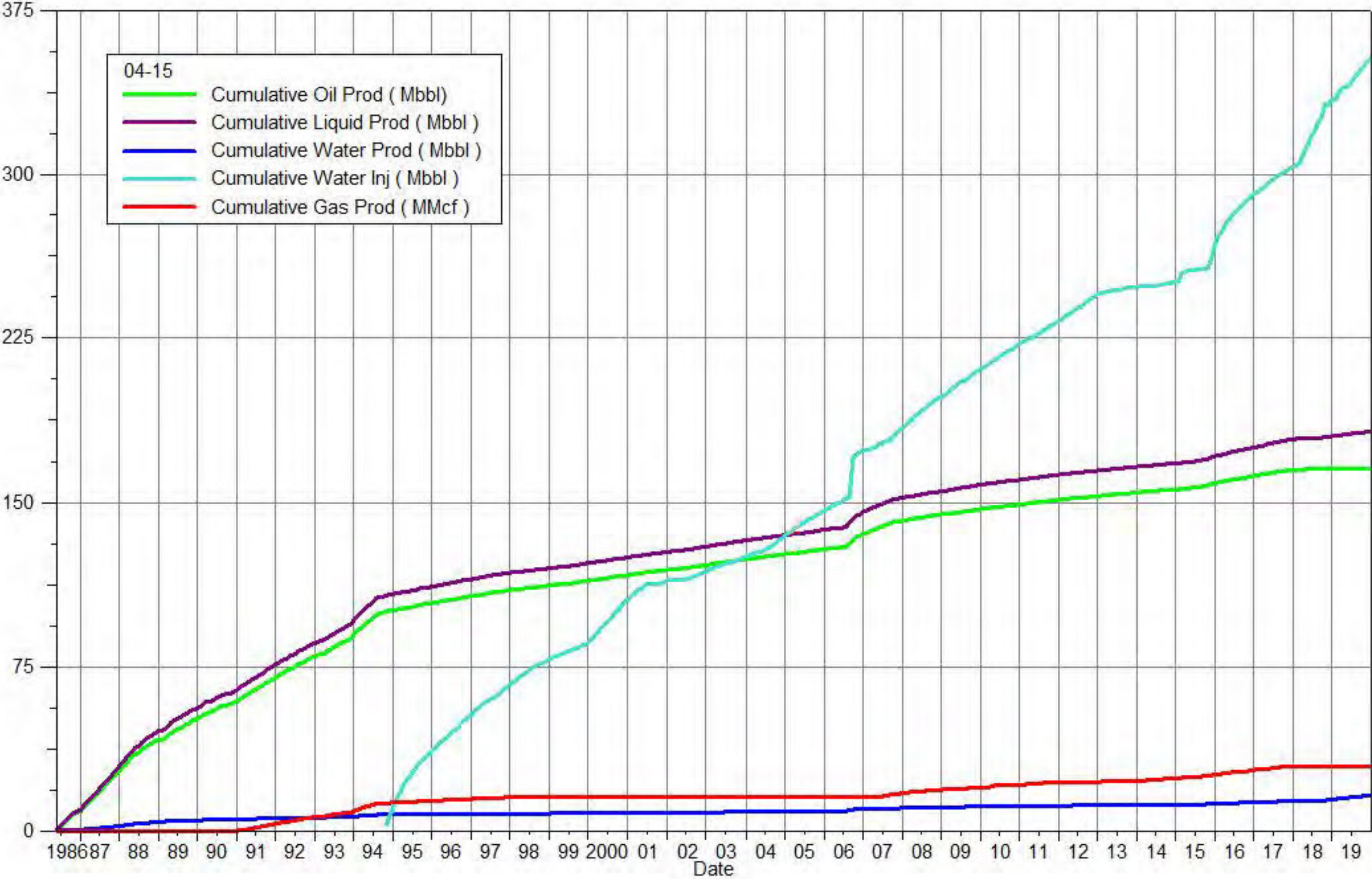
South Pierson Unit 1 Cumulative Production Plot

Pattern: 04-09 Set: PIERSON UNIT 1



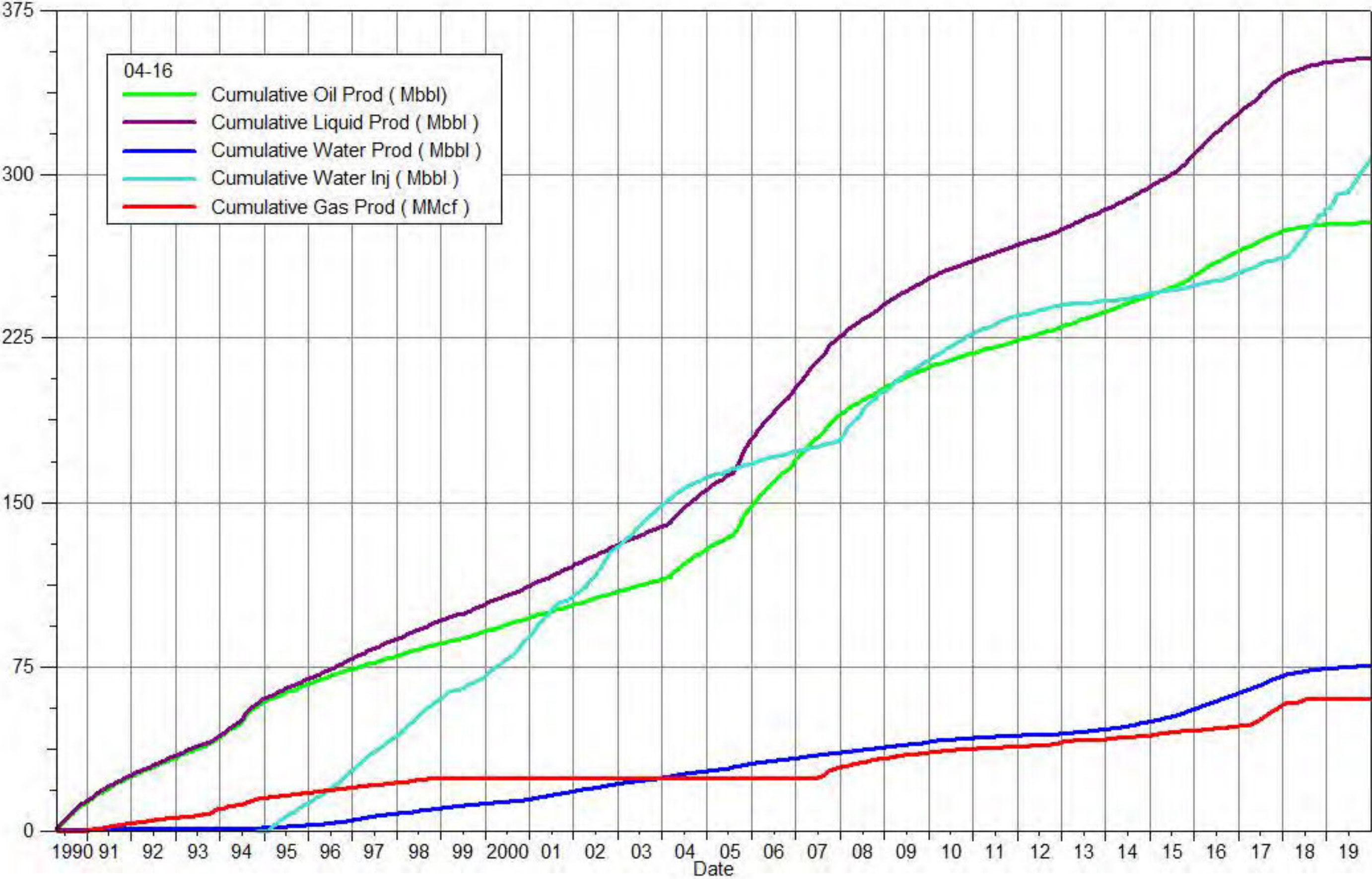
South Pierson Unit 1 Cumulative Production Plot

Pattern: 04-15 Set: PIERSON UNIT 1



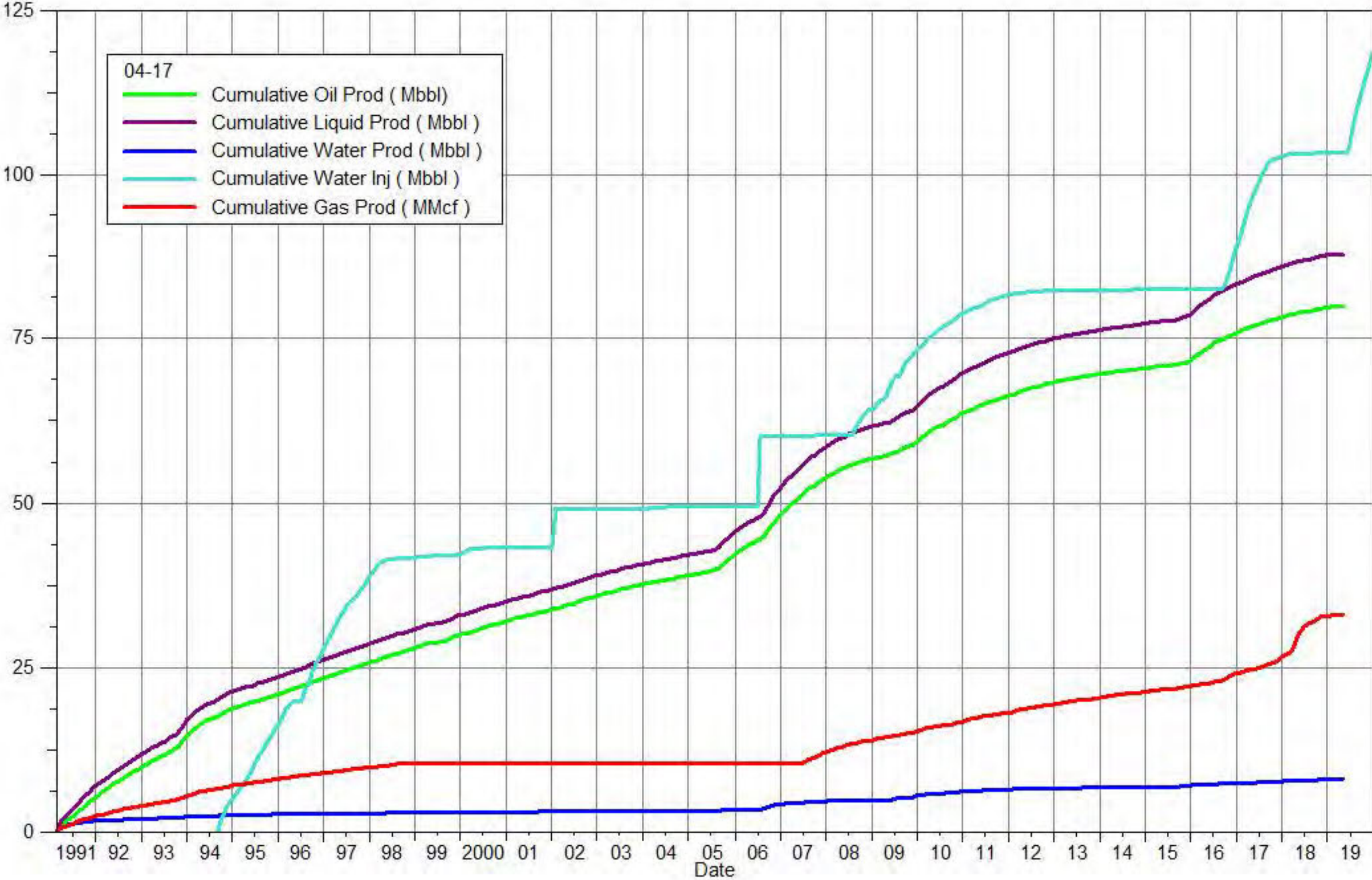
South Pierson Unit 1 Cumulative Production Plot

Pattern: 04-16 Set: PIERSON UNIT 1



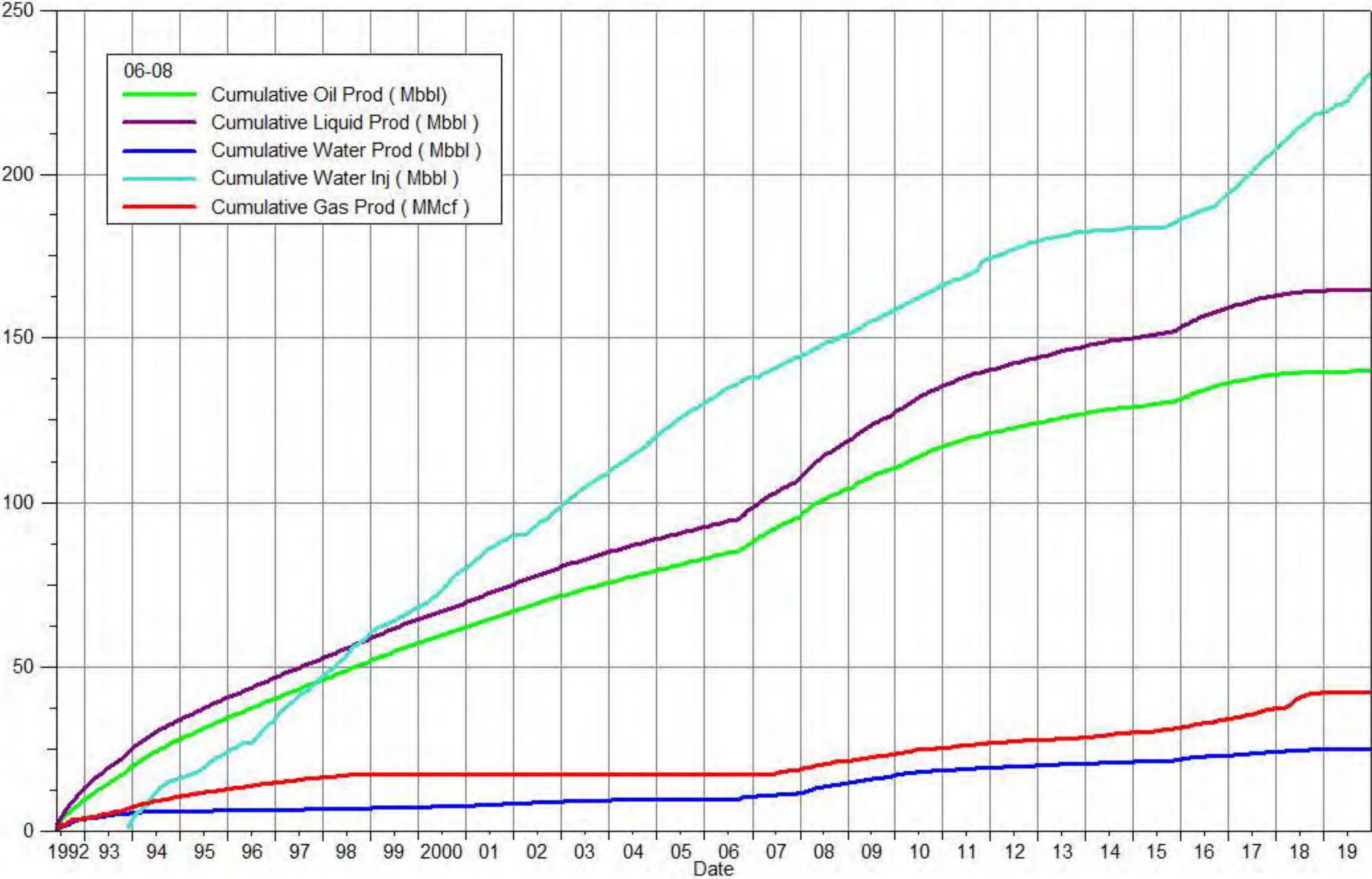
South Pierson Unit 1 Cumulative Production Plot

Pattern: 04-17 Set: PIERSON UNIT 1



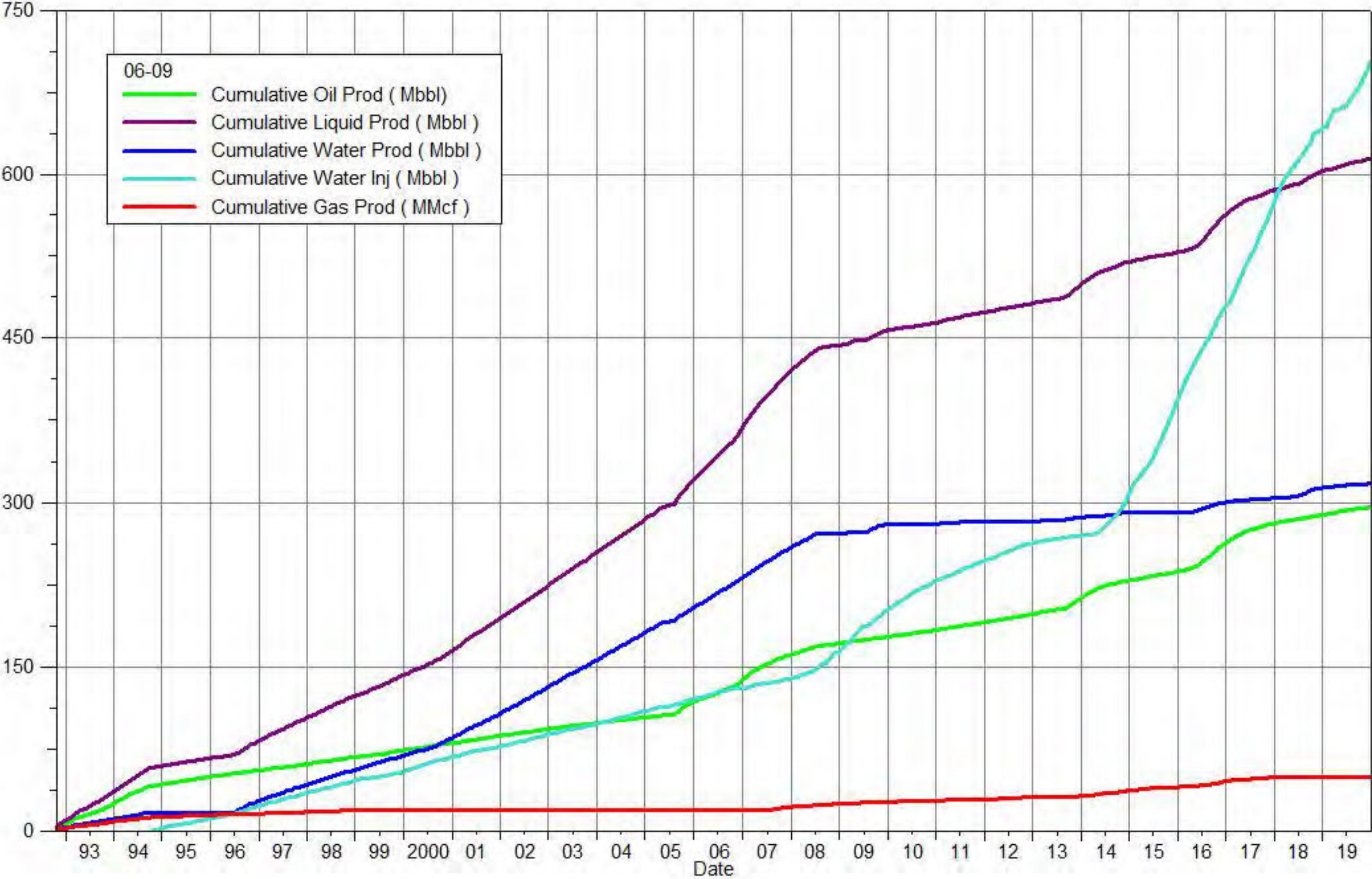
South Pierson Unit 1 Cumulative Production Plot

Pattern: 06-08 Set: PIERSON UNIT 1



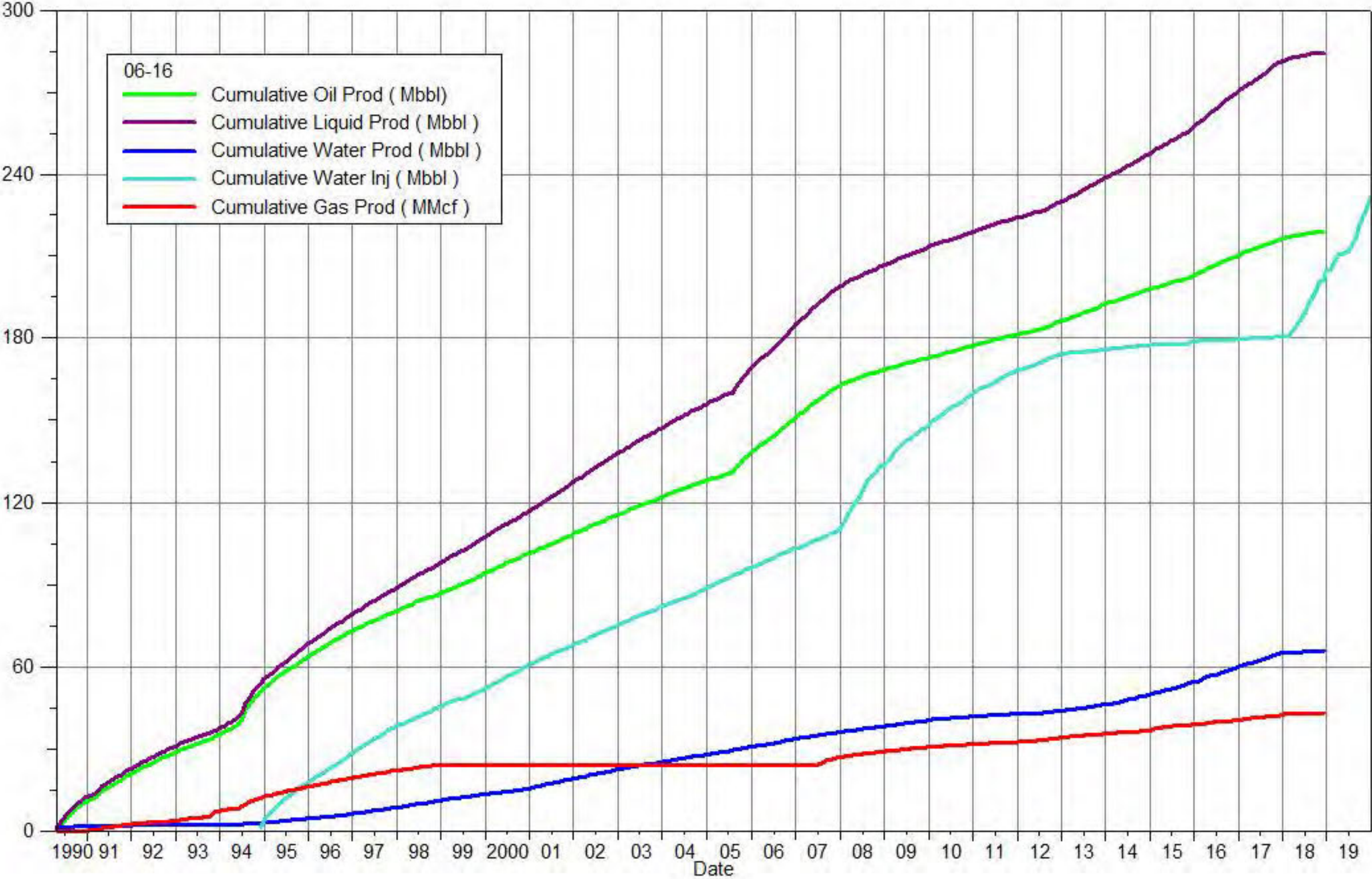
South Pierson Unit 1 Cumulative Production Plot

Pattern: 06-09 Set: PIERSON UNIT 1



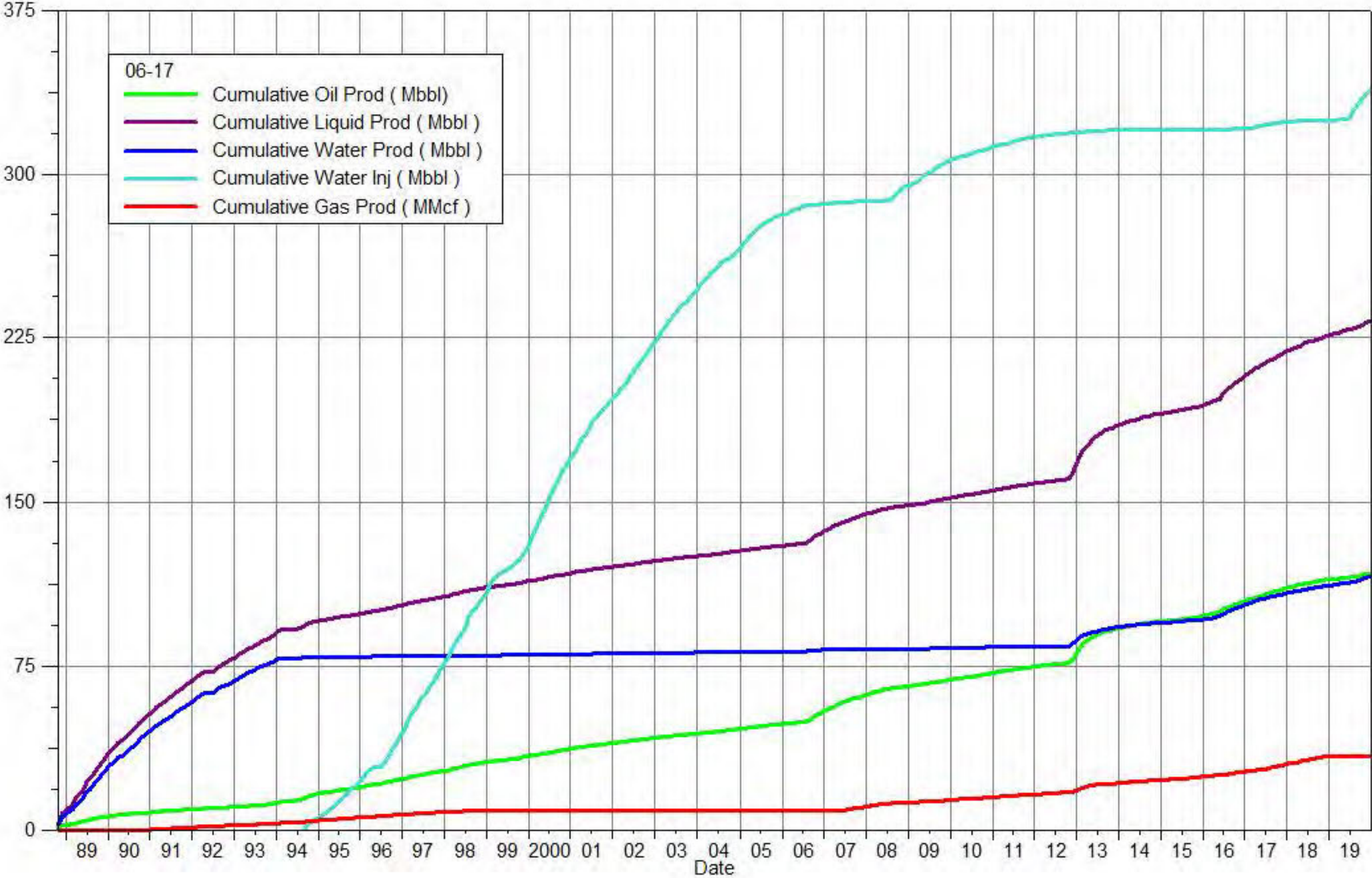
South Pierson Unit 1 Cumulative Production Plot

Pattern: 06-16 Set: PIERSON UNIT 1



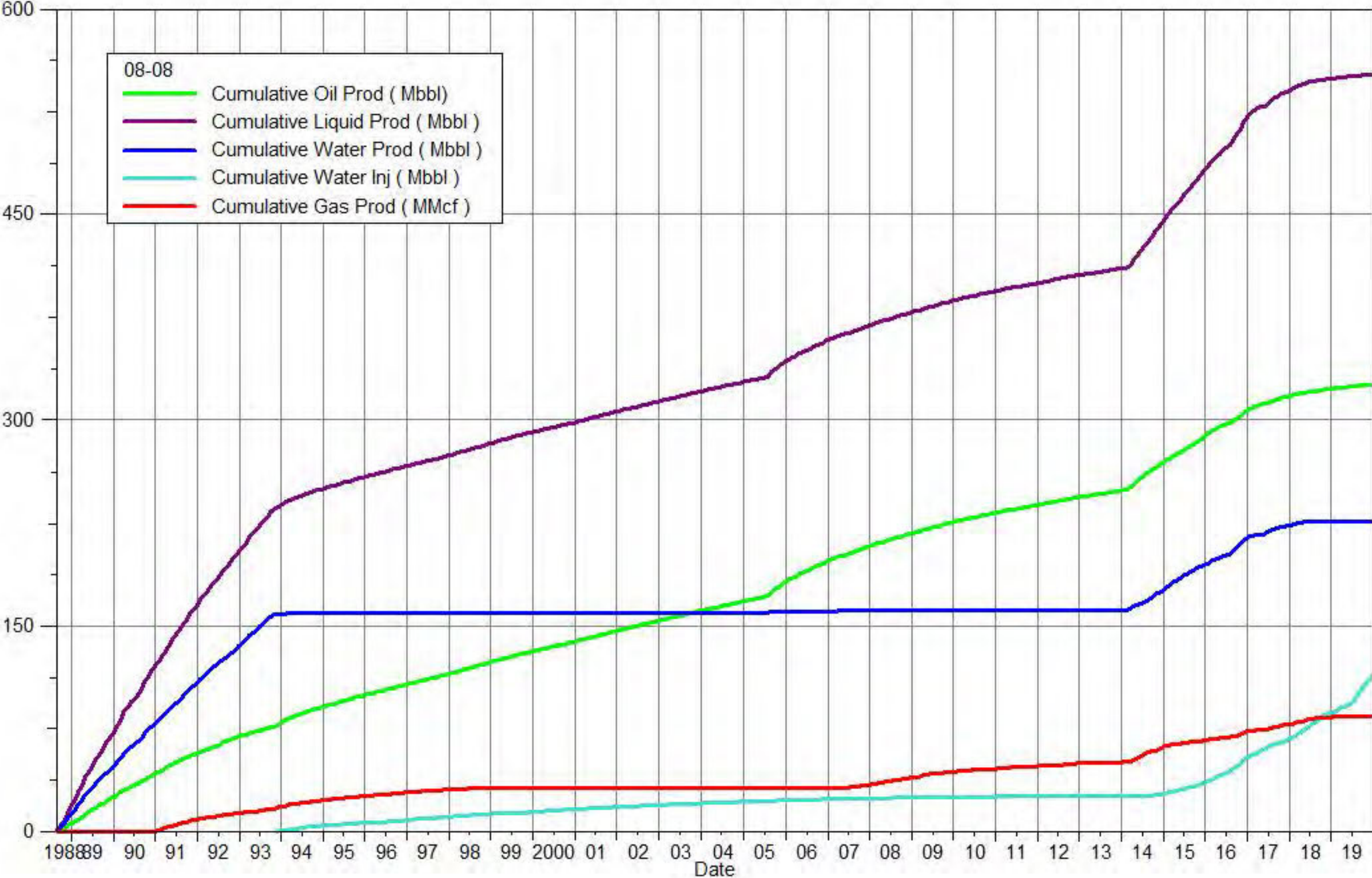
South Pierson Unit 1 Cumulative Production Plot

Pattern: 06-17 Set: PIERSON UNIT 1



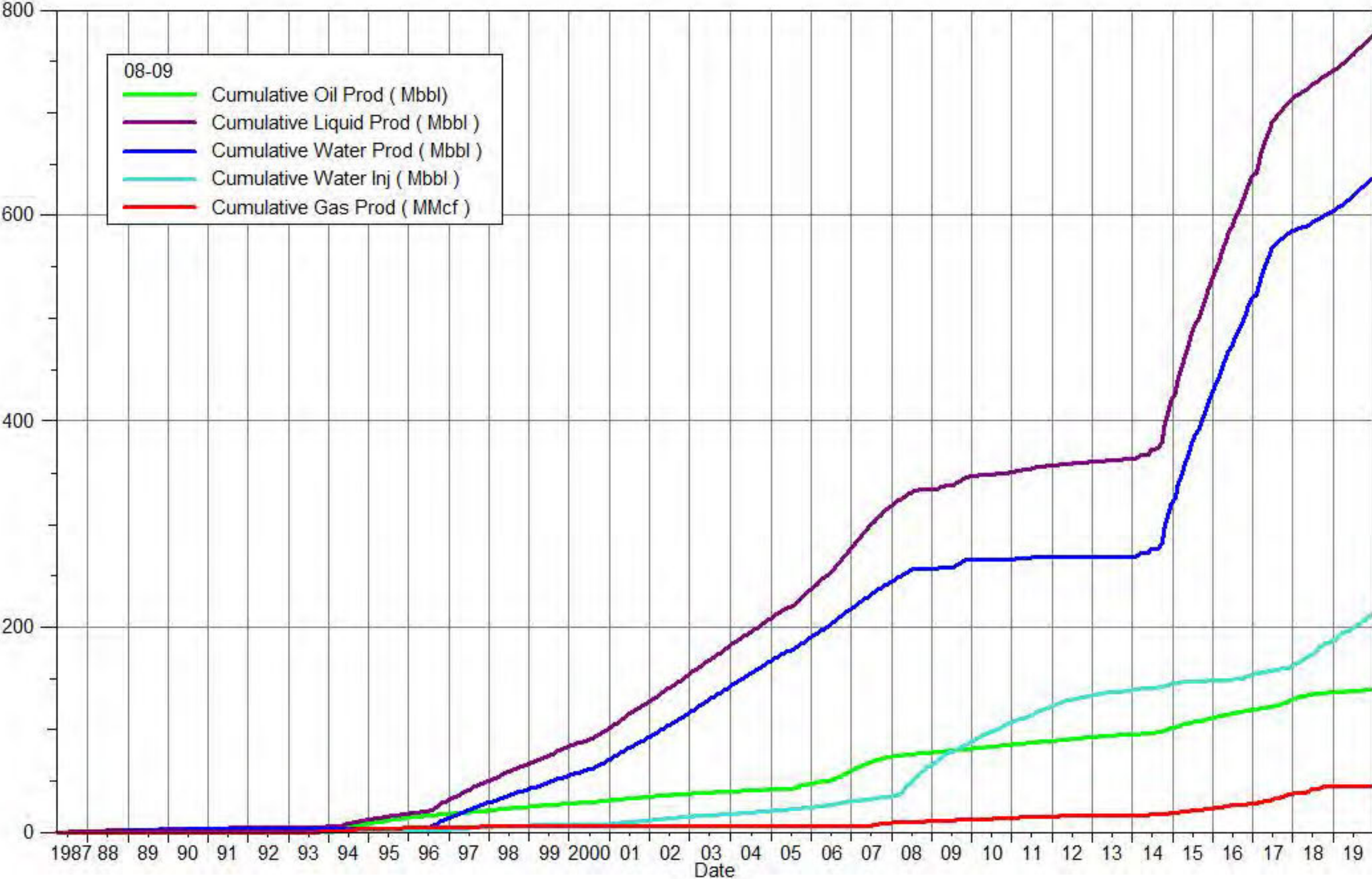
South Pierson Unit 1 Cumulative Production Plot

Pattern: 08-08 Set: PIERSON UNIT 1



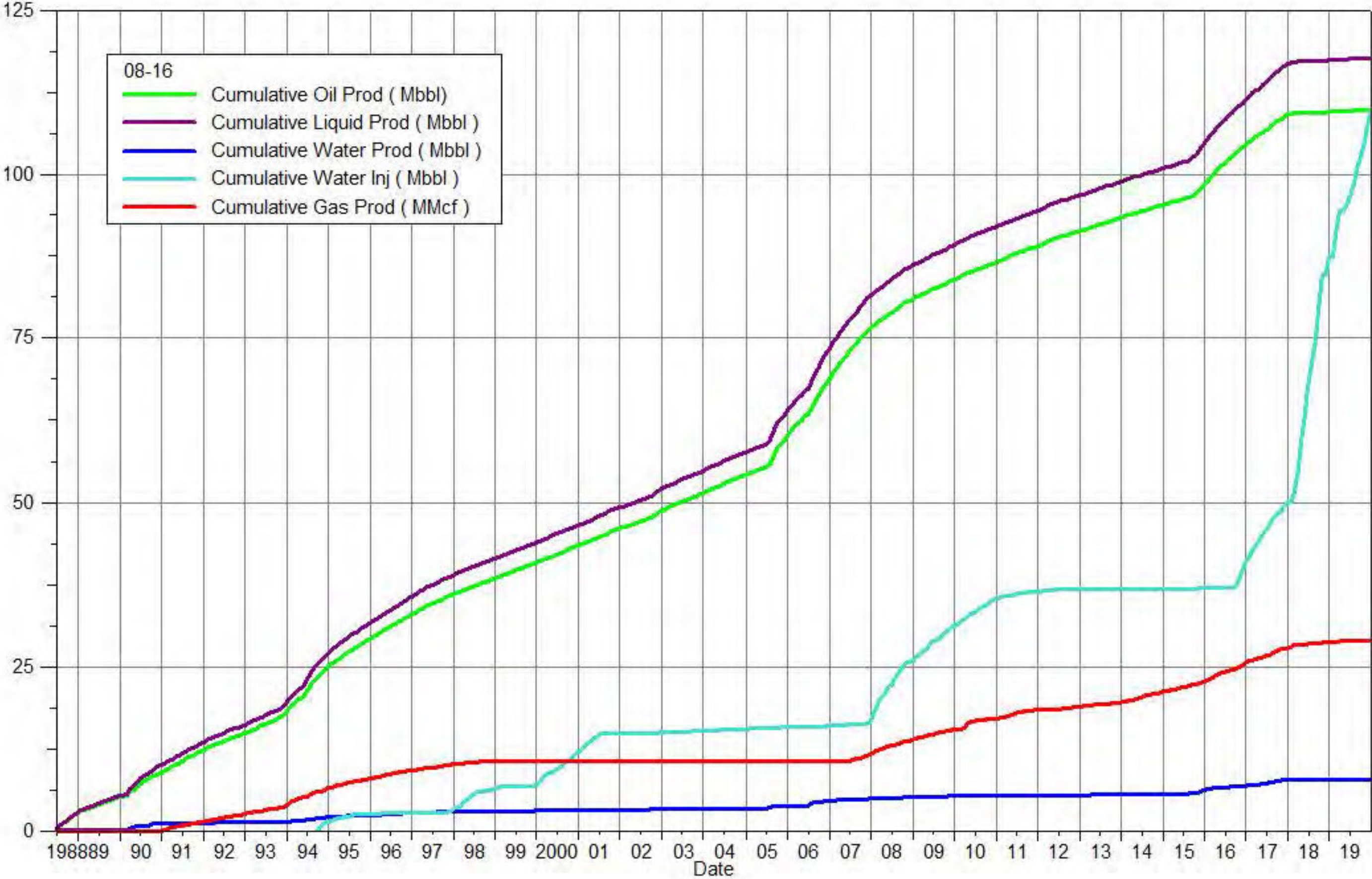
South Pierson Unit 1 Cumulative Production Plot

Pattern: 08-09 Set: PIERSON UNIT 1



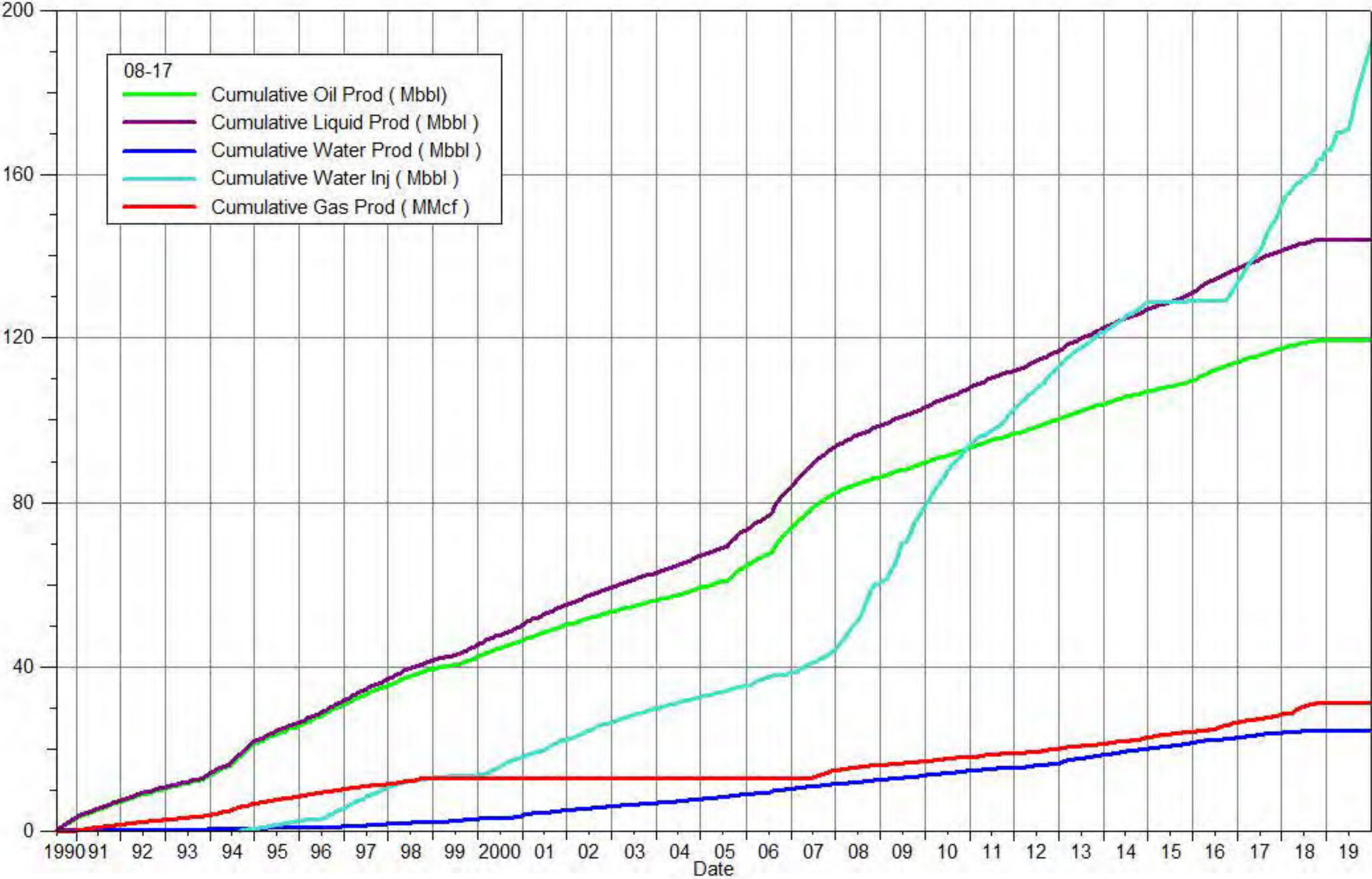
South Pierson Unit 1 Cumulative Production Plot

Pattern: 08-16 Set: PIERSON UNIT 1



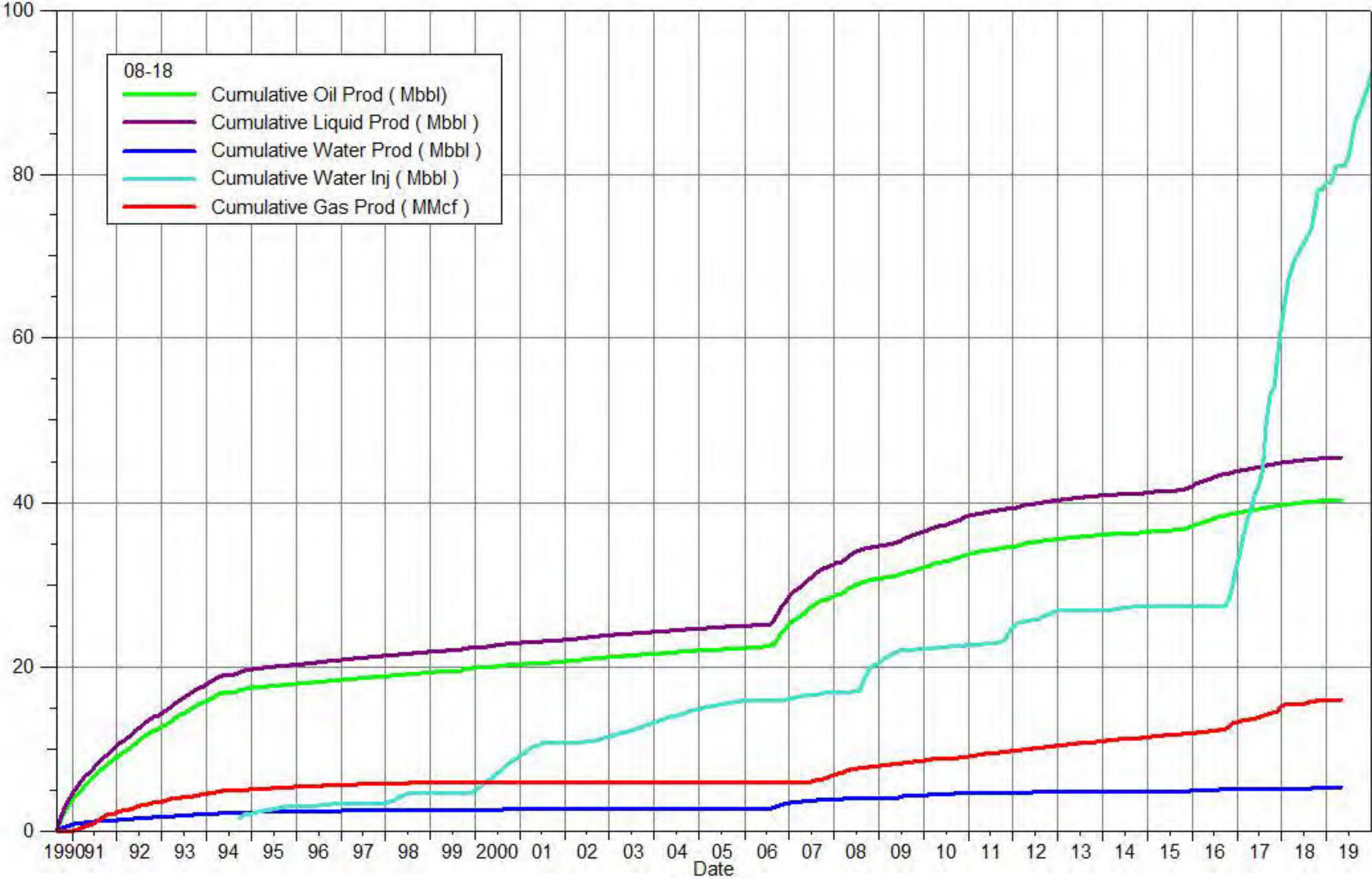
South Pierson Unit 1 Cumulative Production Plot

Pattern: 08-17 Set: PIERSON UNIT 1



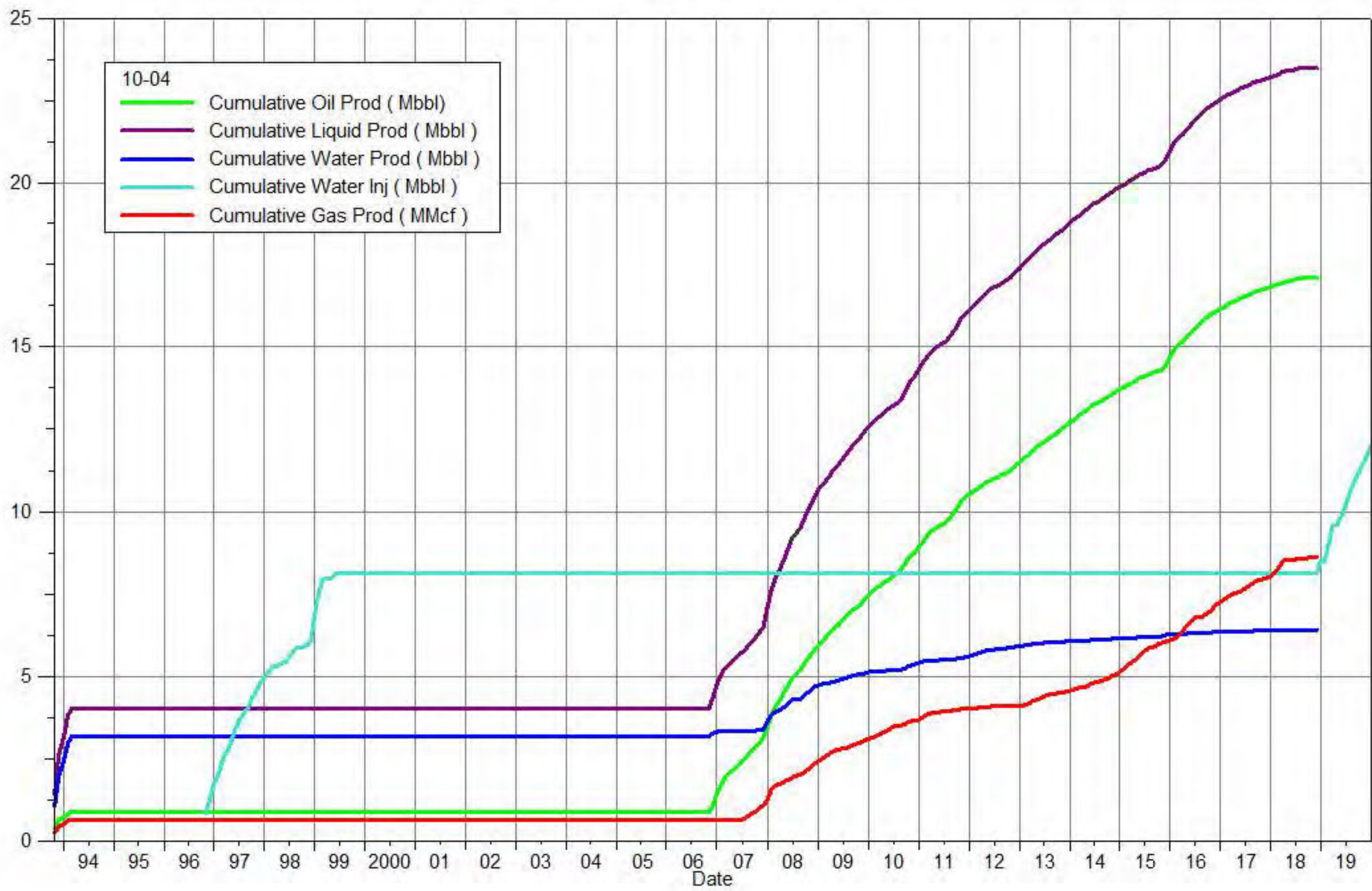
South Pierson Unit 1 Cumulative Production Plot

Pattern: 08-18 Set: PIERSON UNIT 1



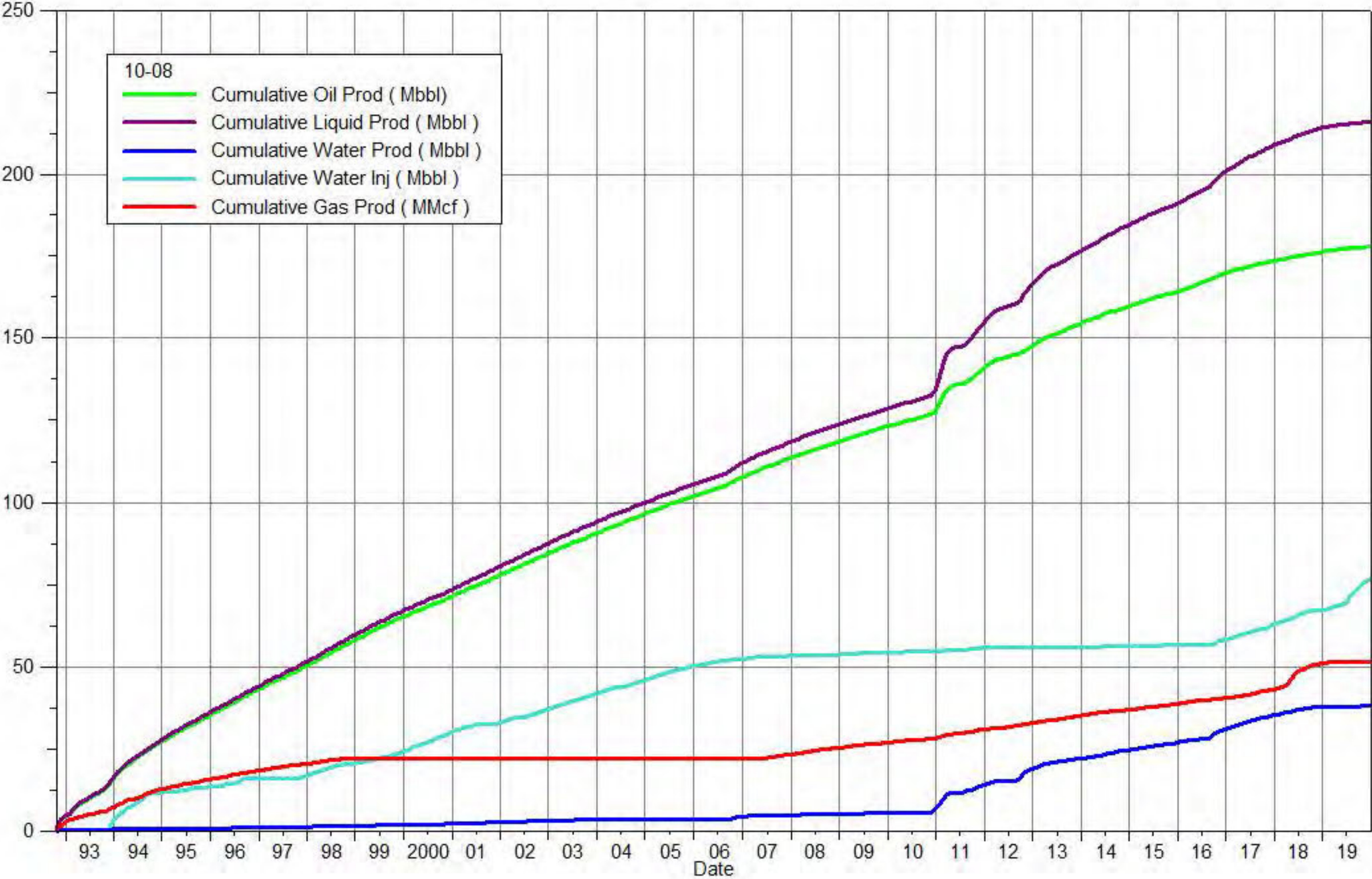
South Pierson Unit 1 Cumulative Production Plot

Pattern: 10-04 Set: PIERSON UNIT 1



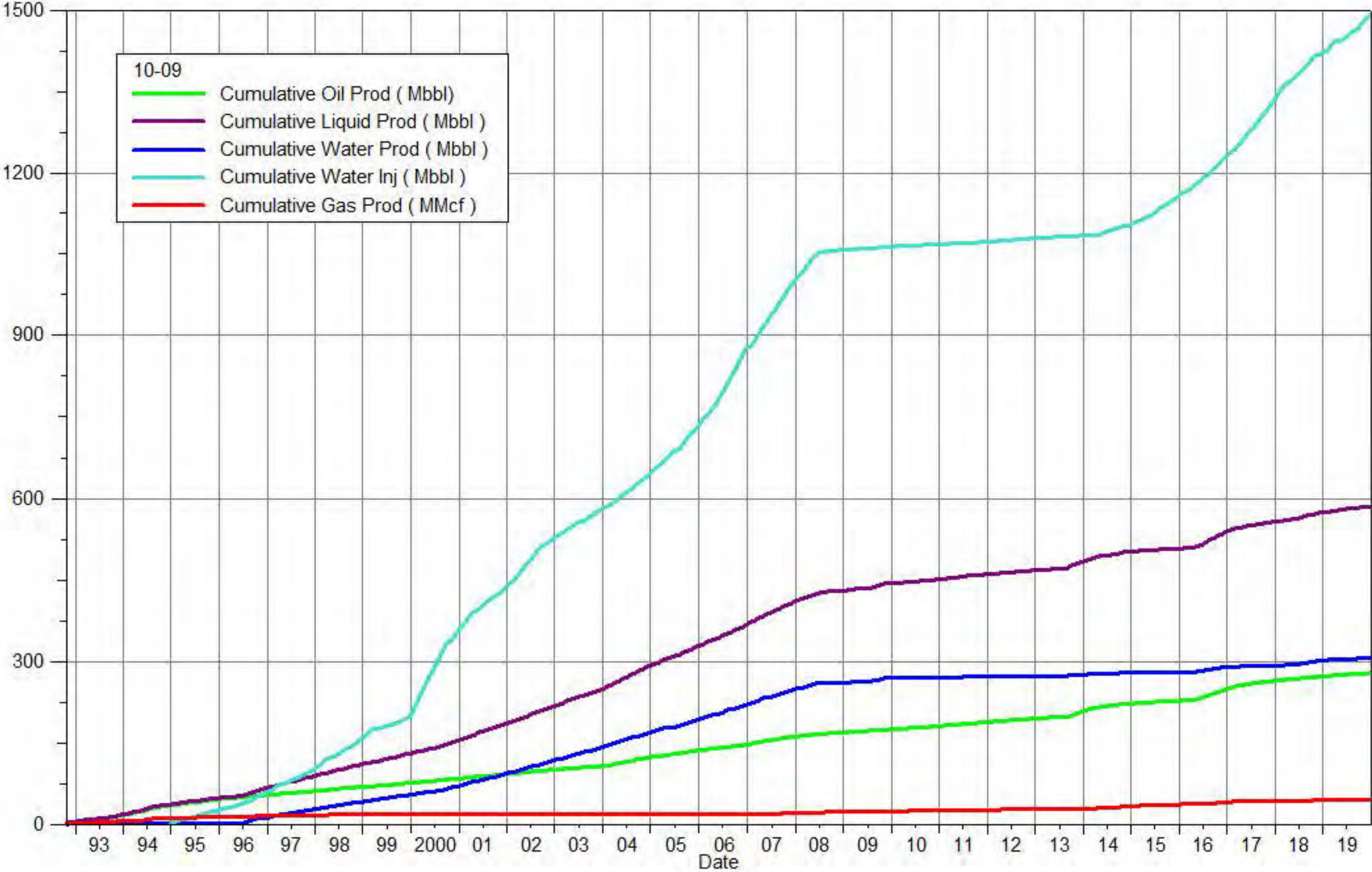
South Pierson Unit 1 Cumulative Production Plot

Pattern: 10-08 Set: PIERSON UNIT 1



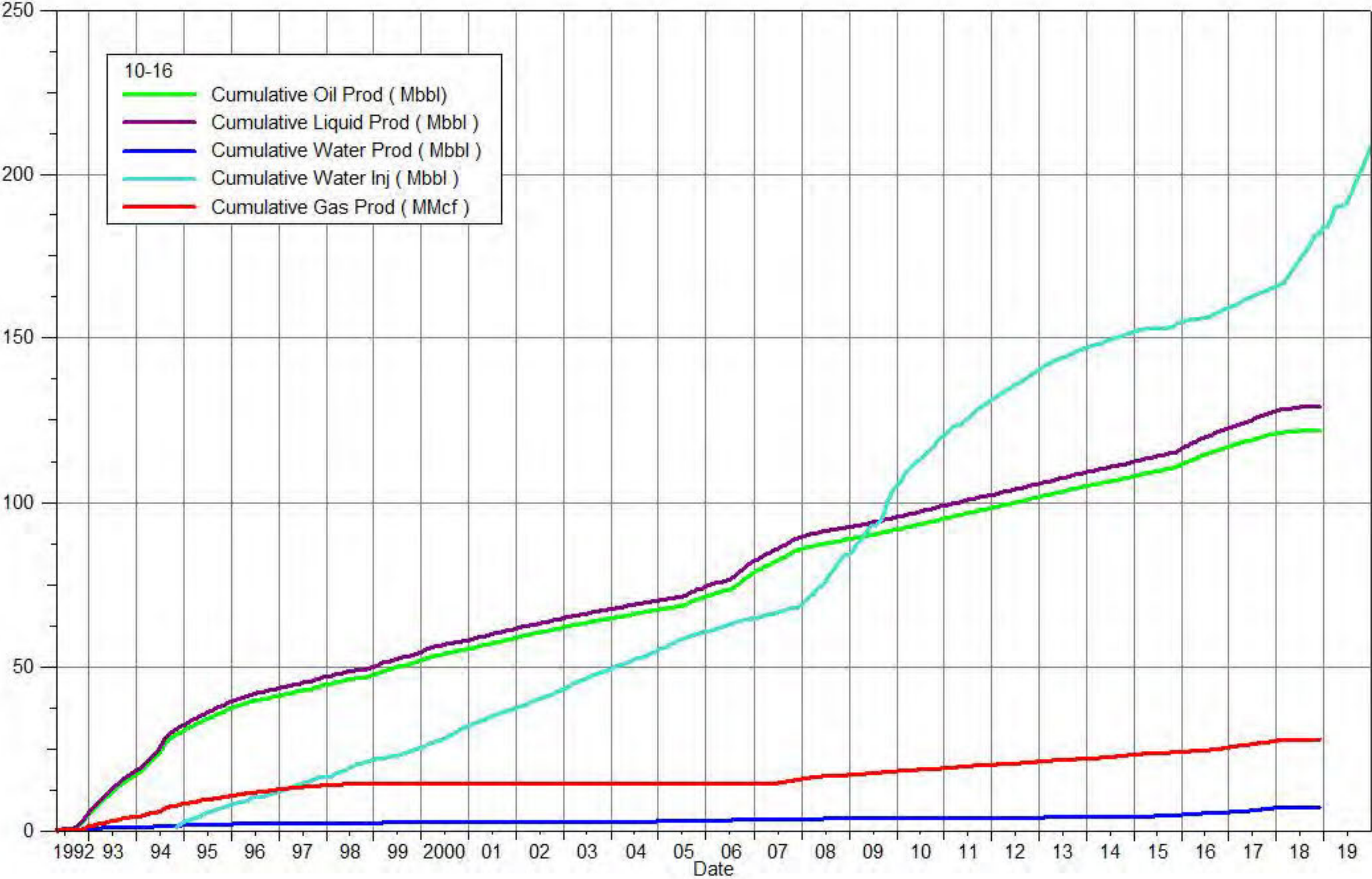
South Pierson Unit 1 Cumulative Production Plot

Pattern: 10-09 Set: PIERSON UNIT 1



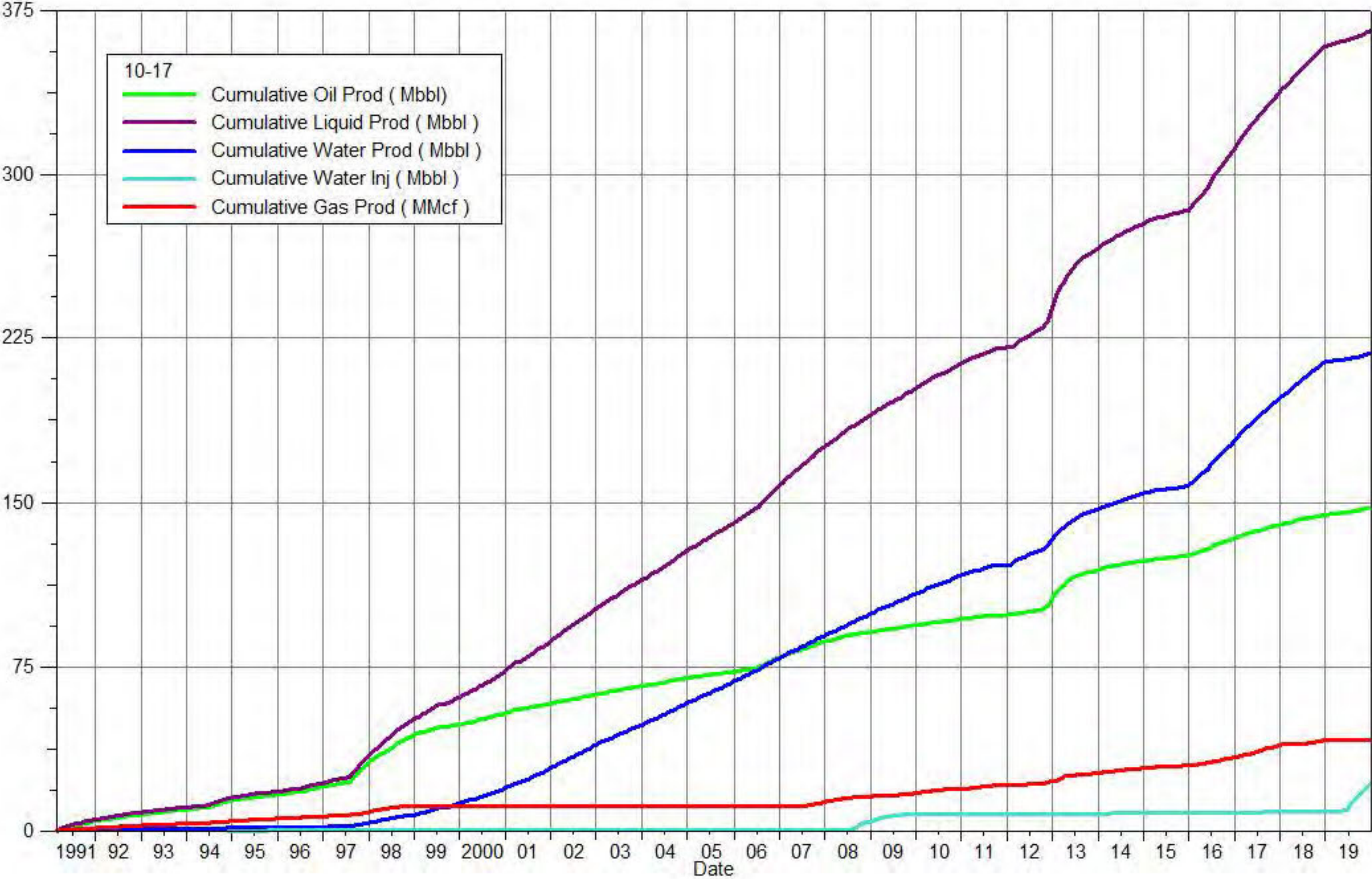
South Pierson Unit 1 Cumulative Production Plot

Pattern: 10-16 Set: PIERSON UNIT 1



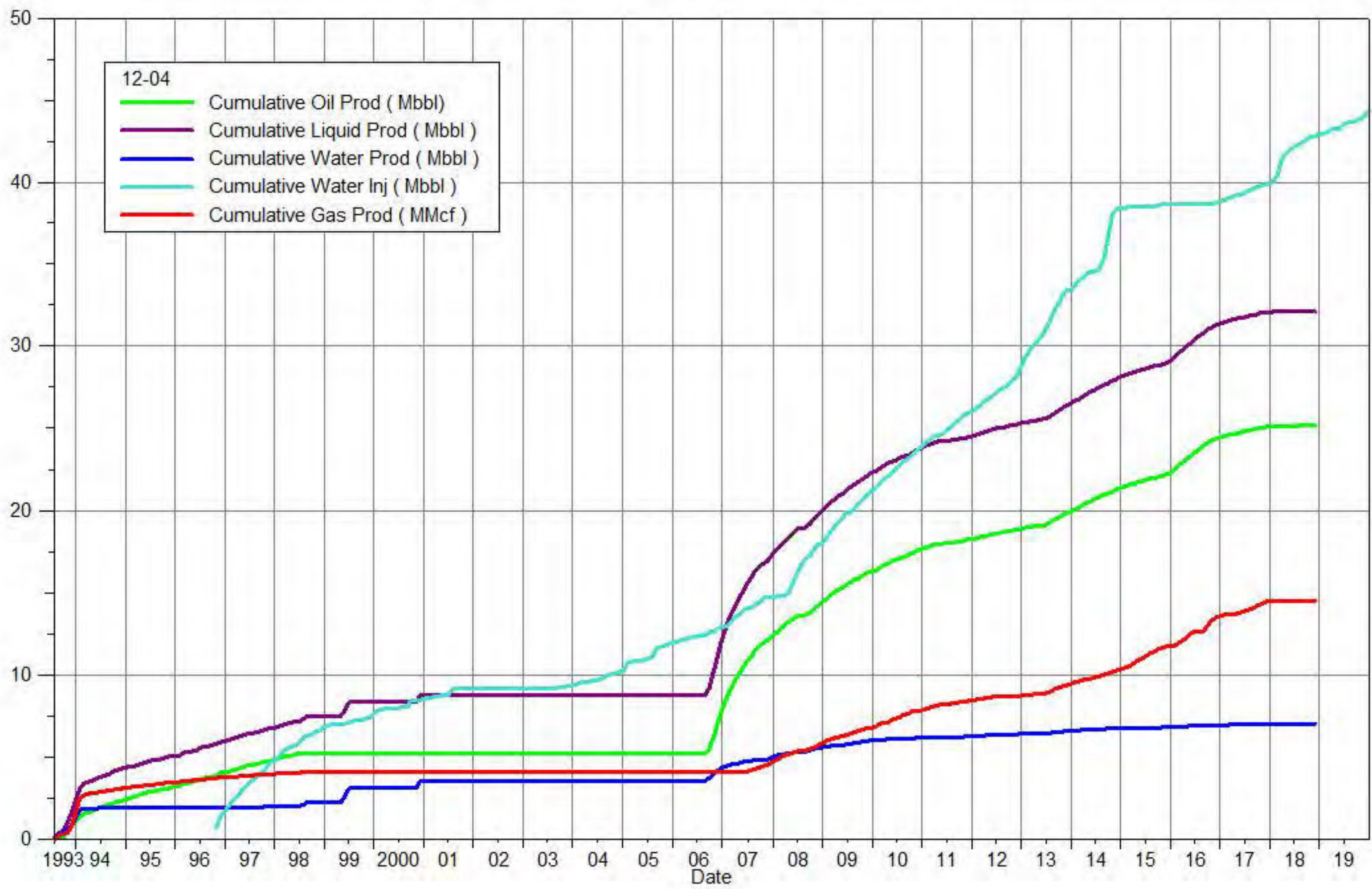
South Pierson Unit 1 Cumulative Production Plot

Pattern: 10-17 Set: PIERSON UNIT 1



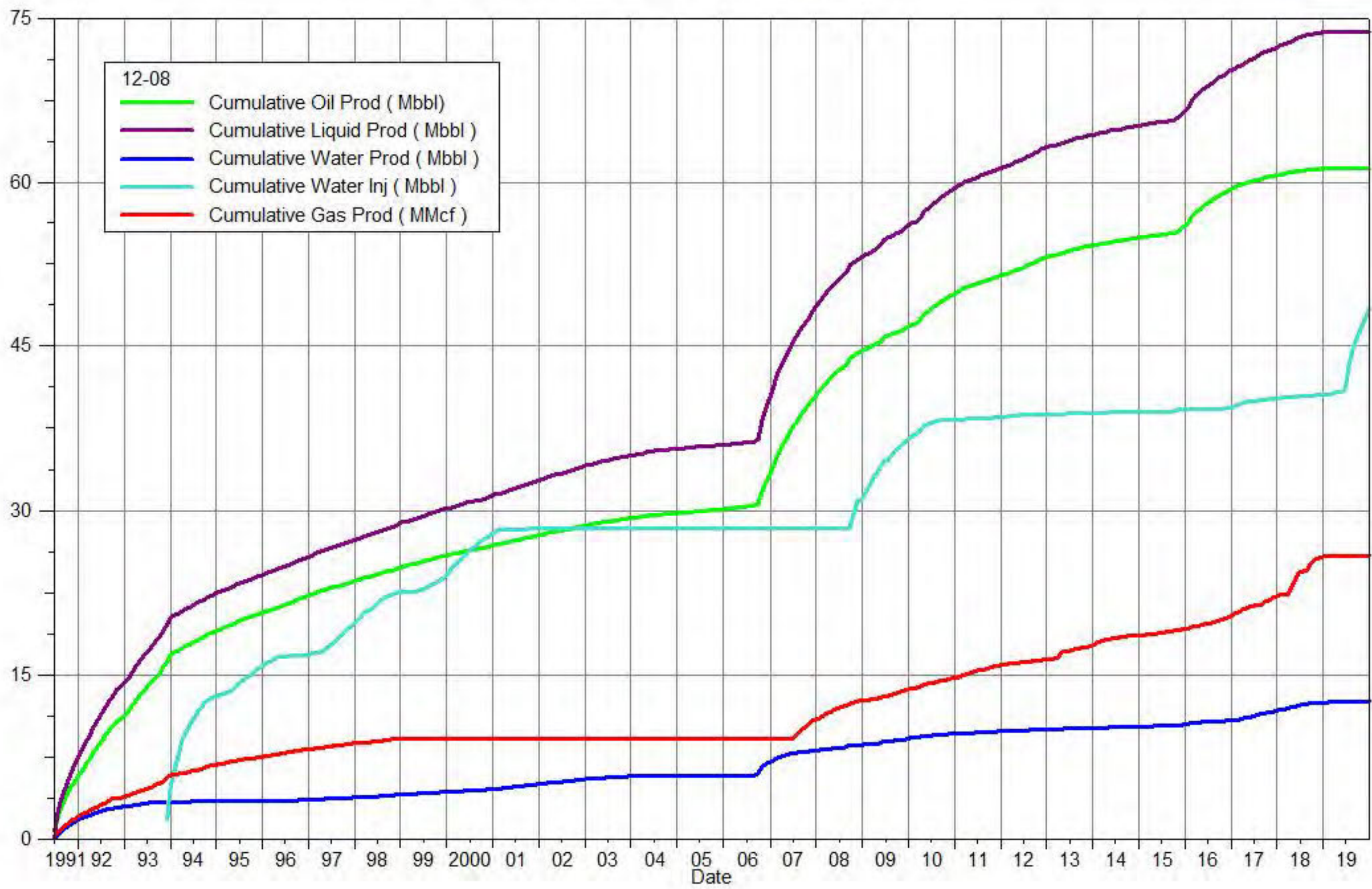
South Pierson Unit 1 Cumulative Production Plot

Pattern: 12-04 Set: PIERSON UNIT 1



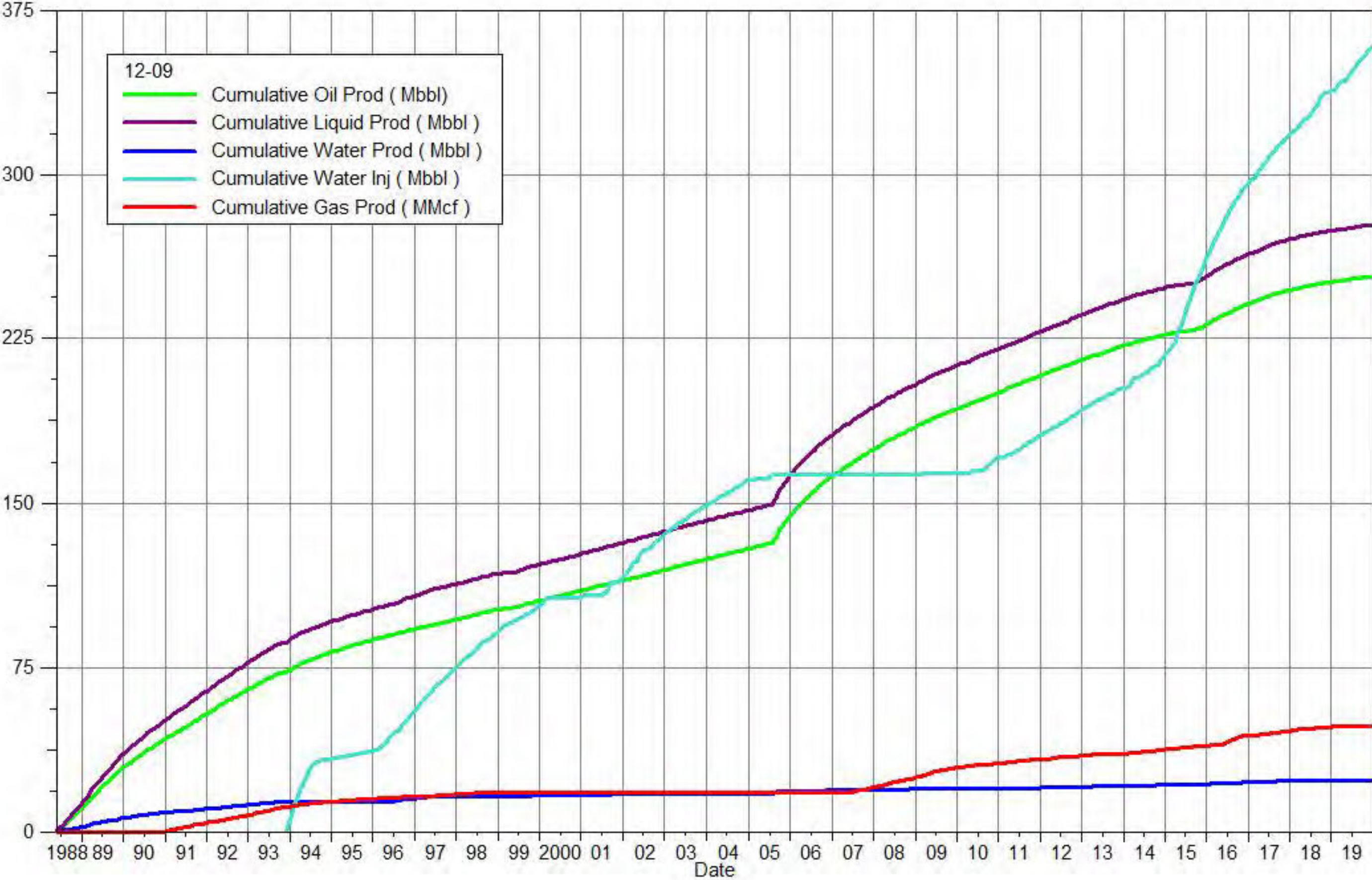
South Pierson Unit 1 Cumulative Production Plot

Pattern: 12-08 Set: PIERSON UNIT 1



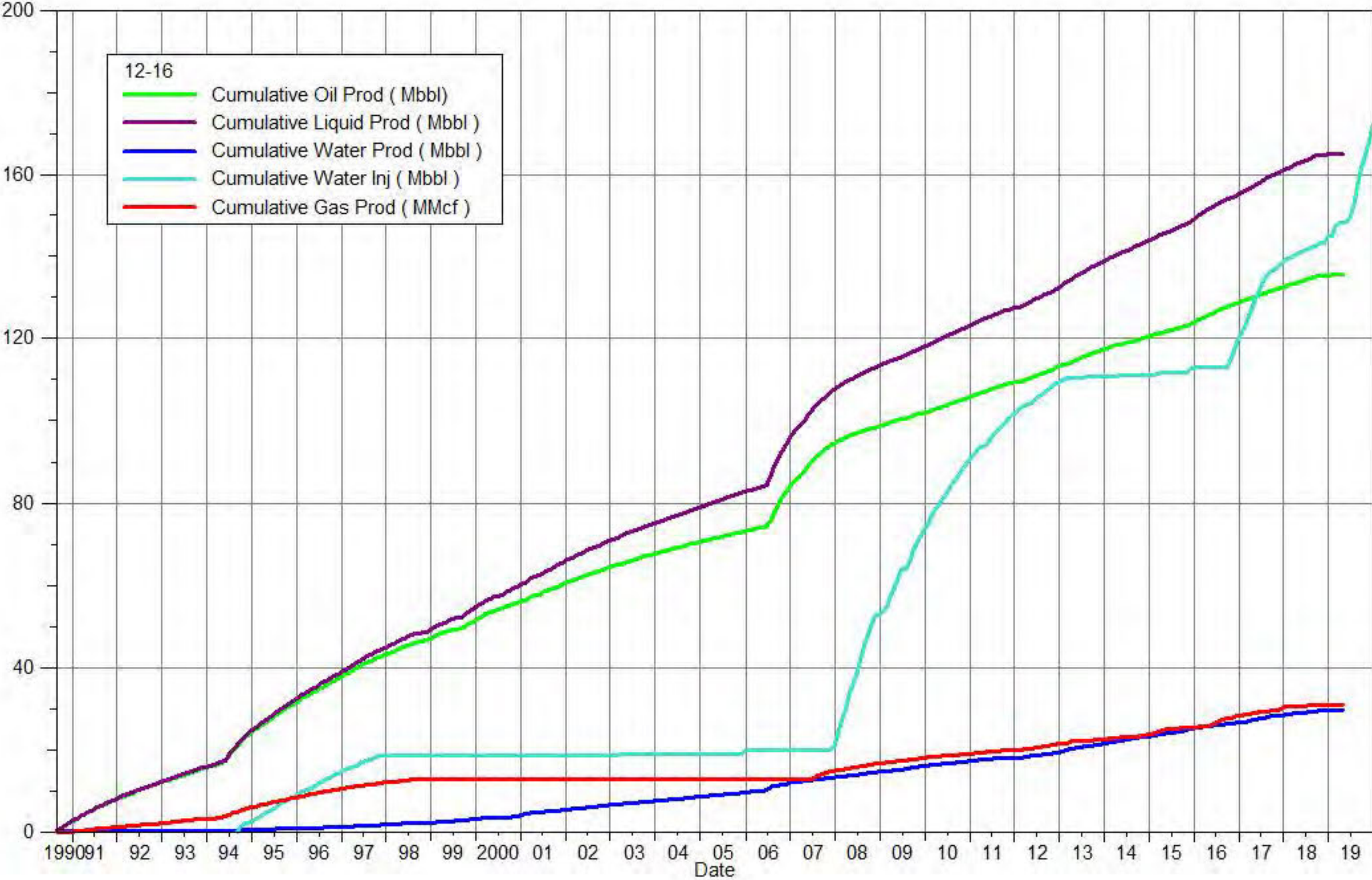
South Pierson Unit 1 Cumulative Production Plot

Pattern: 12-09 Set: PIERSON UNIT 1



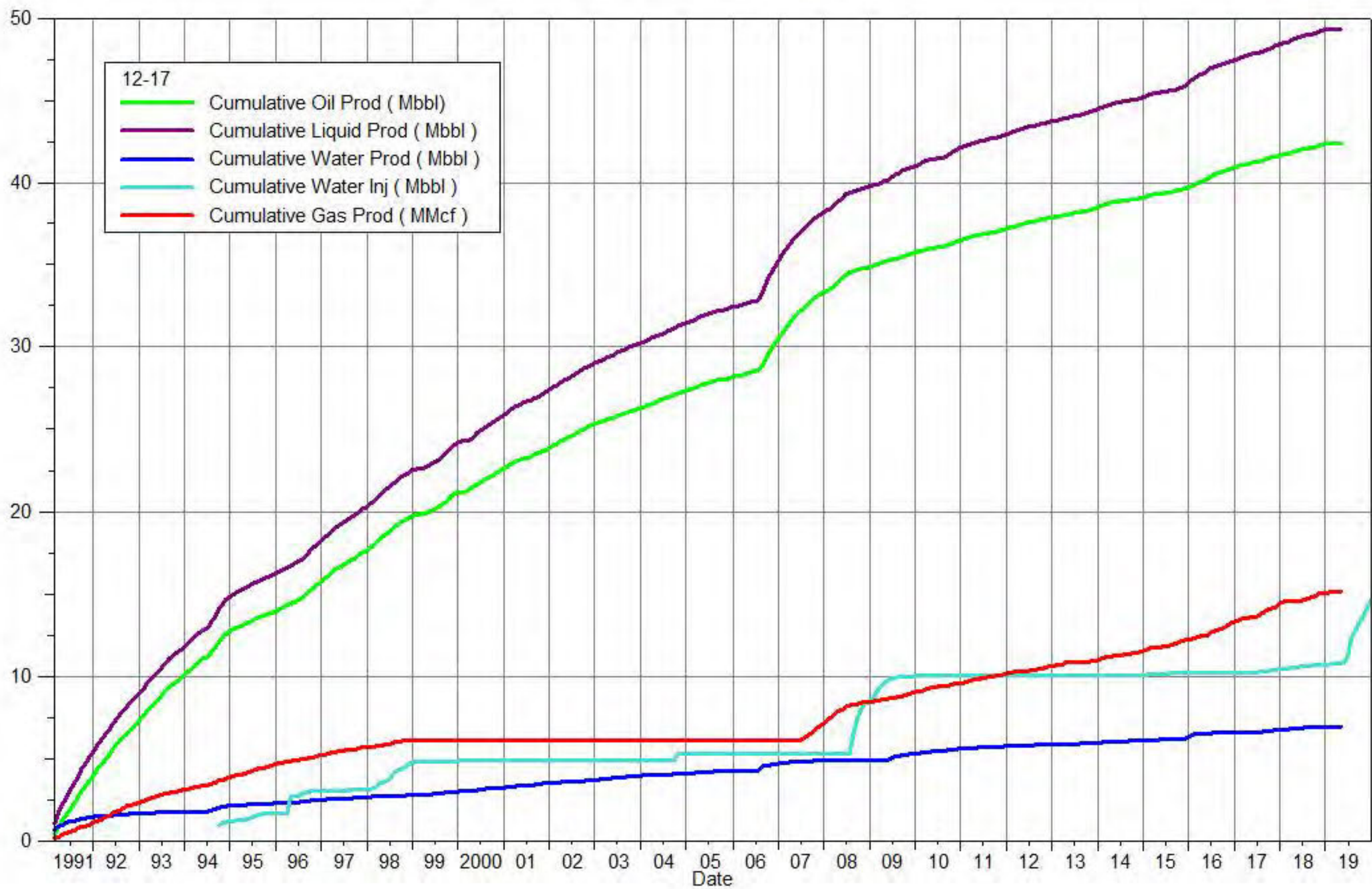
South Pierson Unit 1 Cumulative Production Plot

Pattern: 12-16 Set: PIERSON UNIT 1



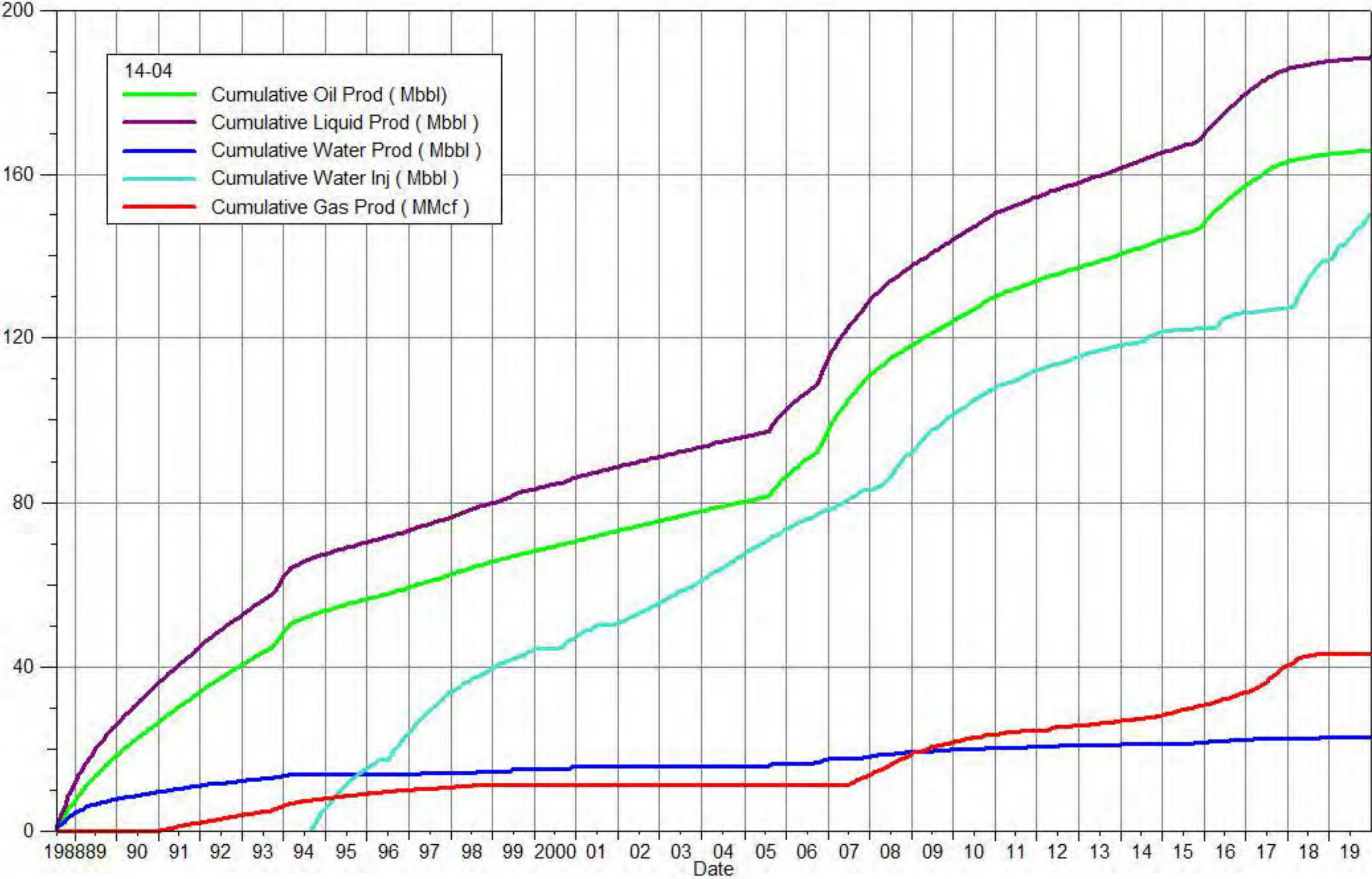
South Pierson Unit 1 Cumulative Production Plot

Pattern: 12-17 Set: PIERSON UNIT 1



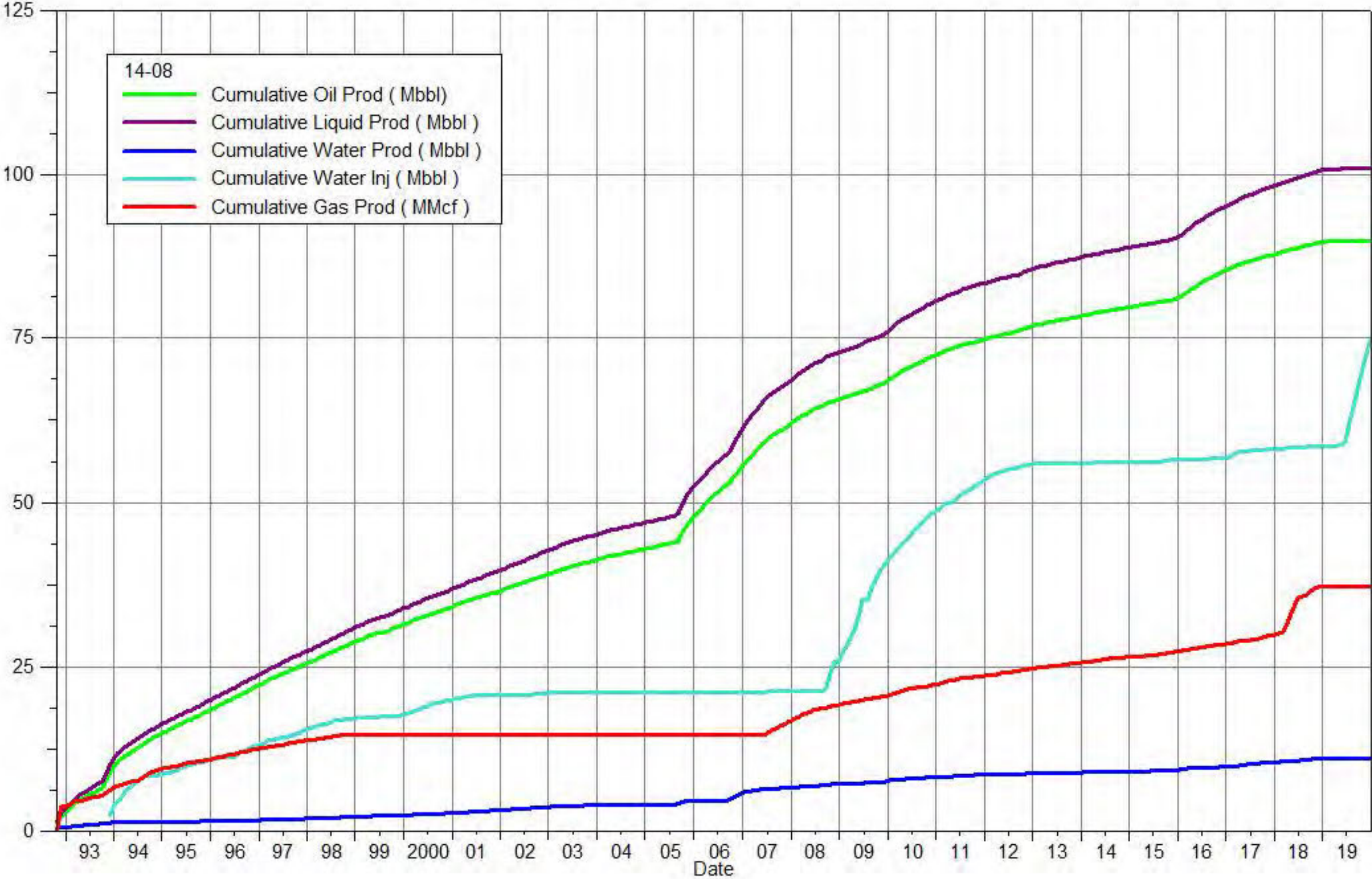
South Pierson Unit 1 Cumulative Production Plot

Pattern: 14-04 Set: PIERSON UNIT 1



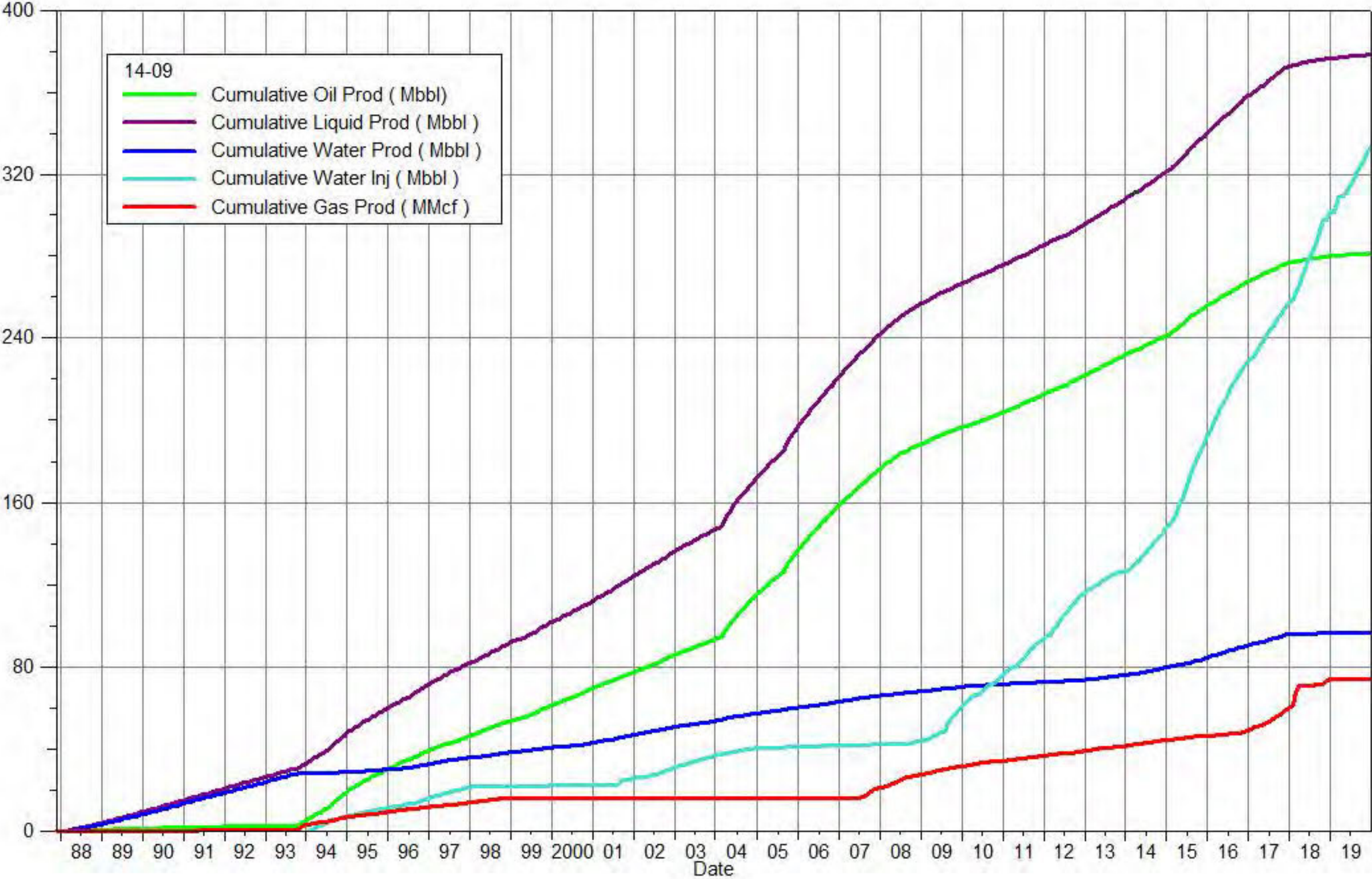
South Pierson Unit 1 Cumulative Production Plot

Pattern: 14-08 Set: PIERSON UNIT 1



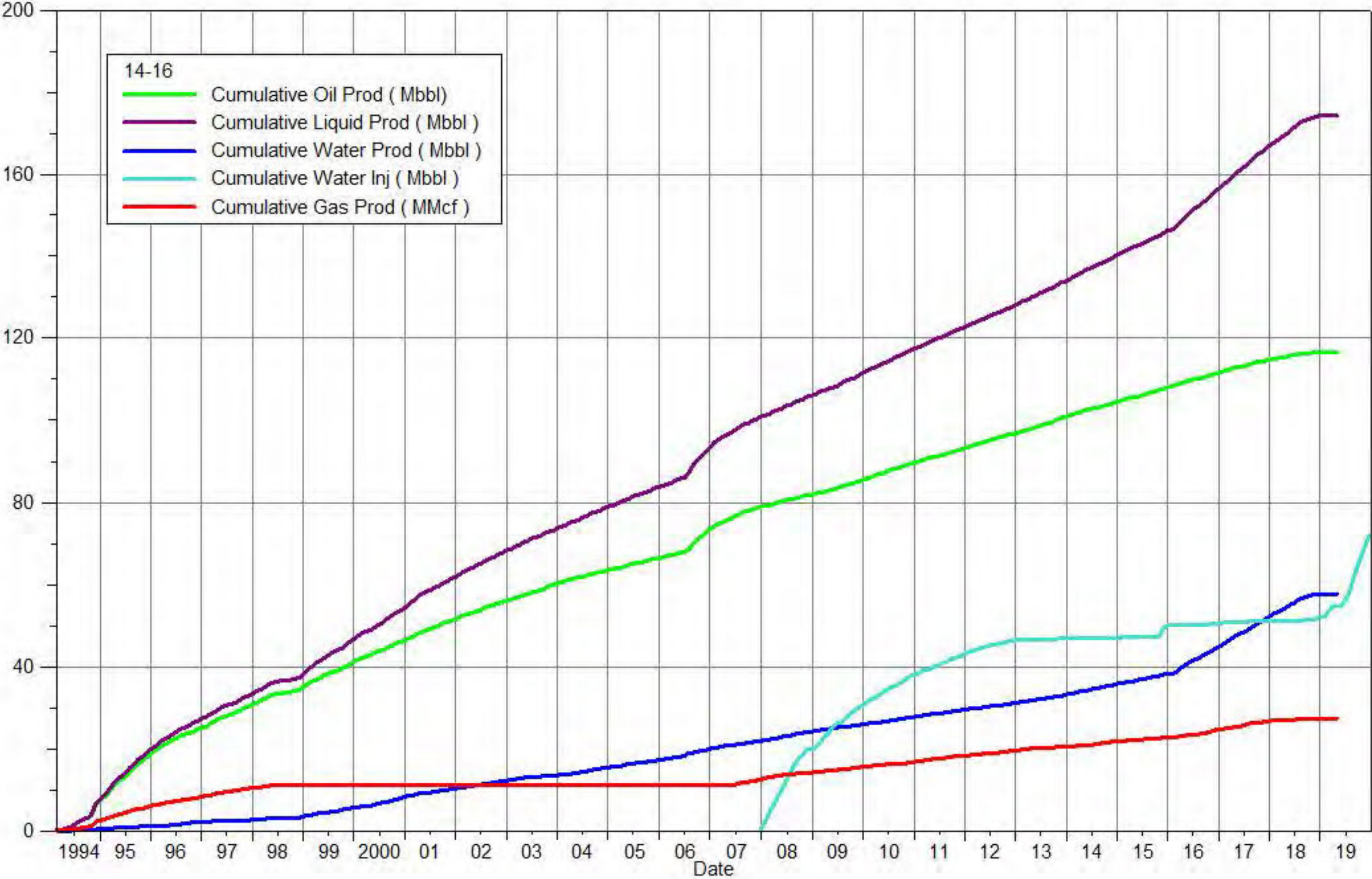
South Pierson Unit 1 Cumulative Production Plot

Pattern: 14-09 Set: PIERSON UNIT 1



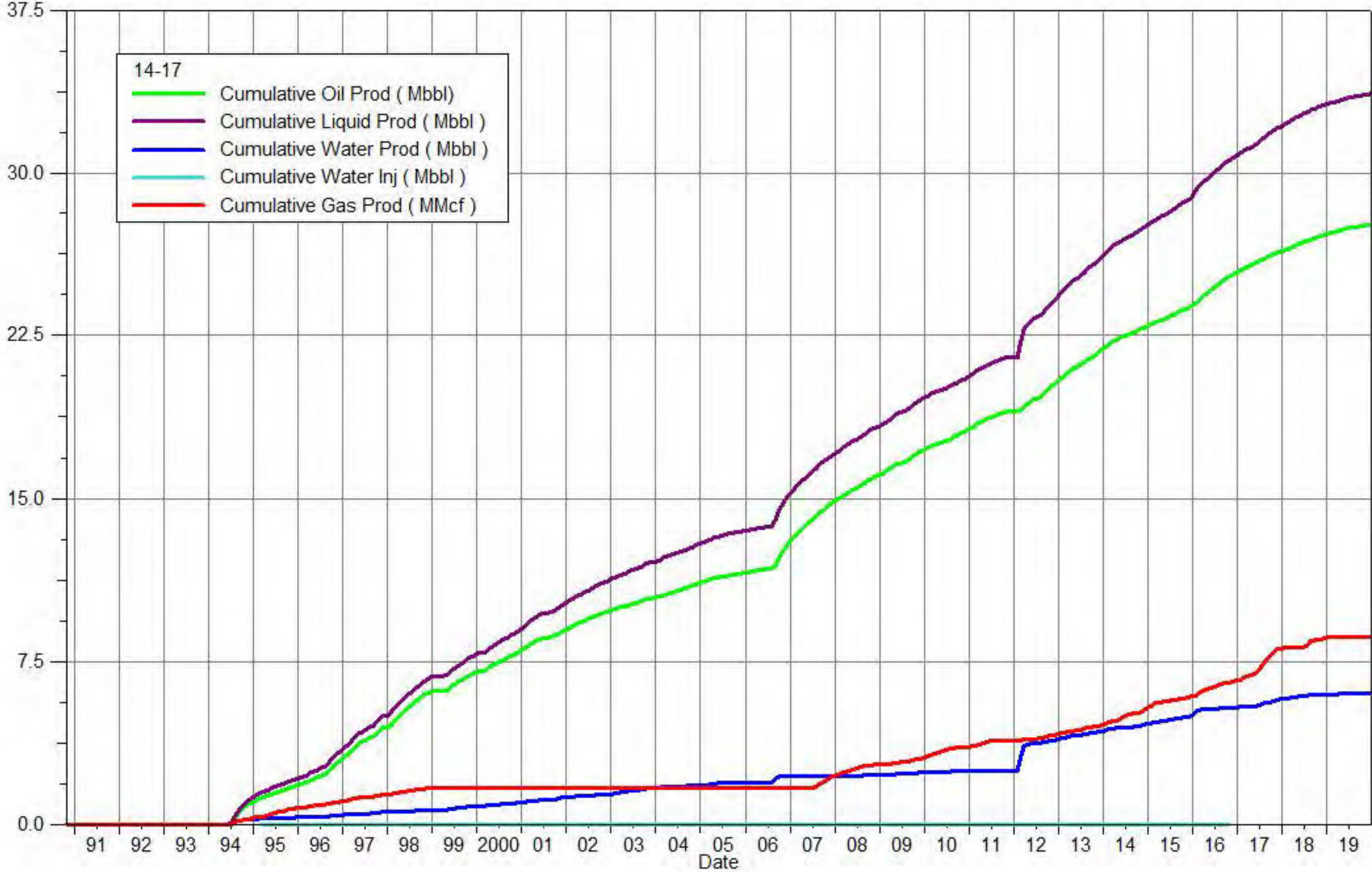
South Pierson Unit 1 Cumulative Production Plot

Pattern: 14-16 Set: PIERSON UNIT 1



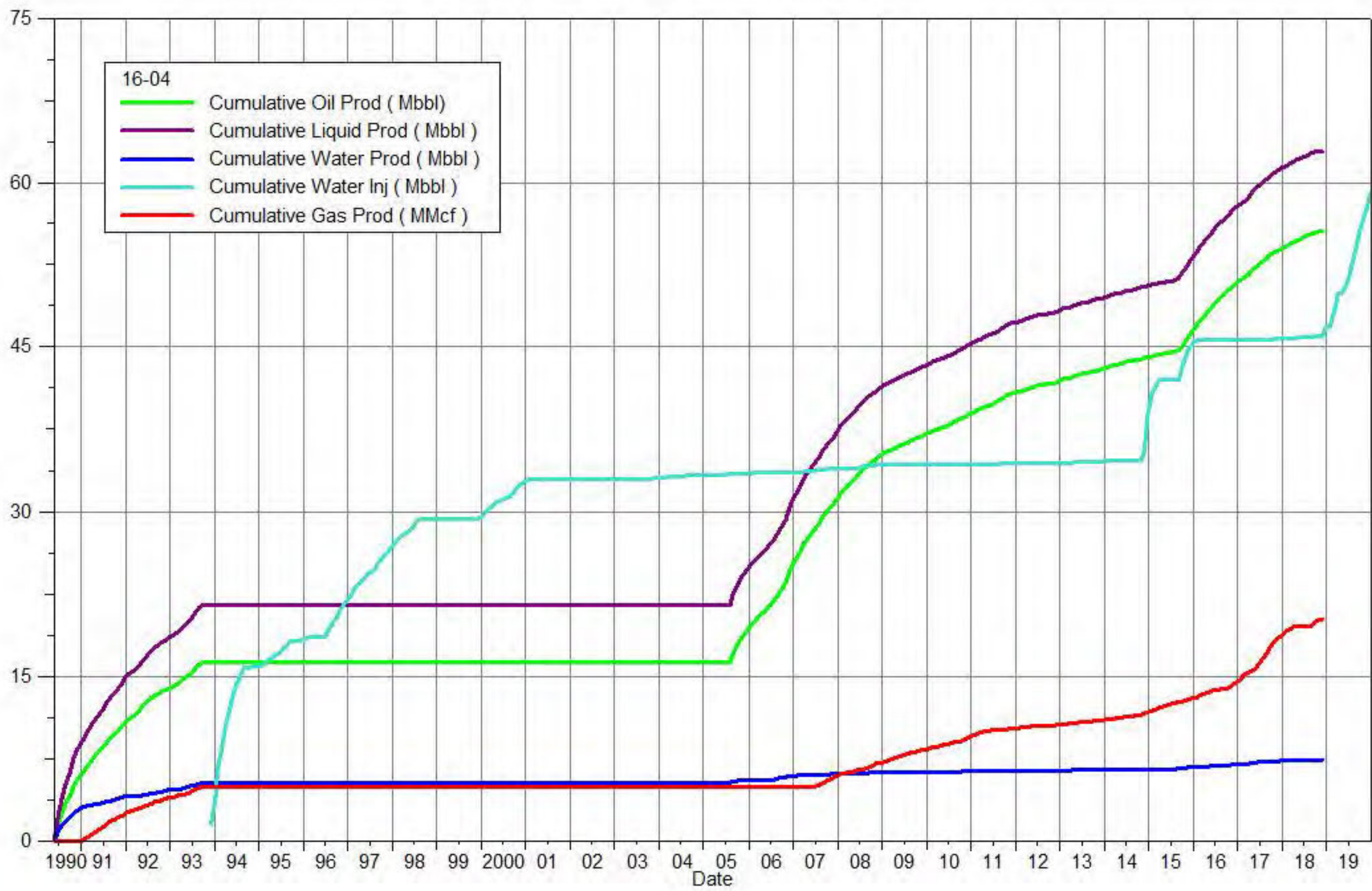
South Pierson Unit 1 Cumulative Production Plot

Pattern: 14-17 Set: PIERSON UNIT 1



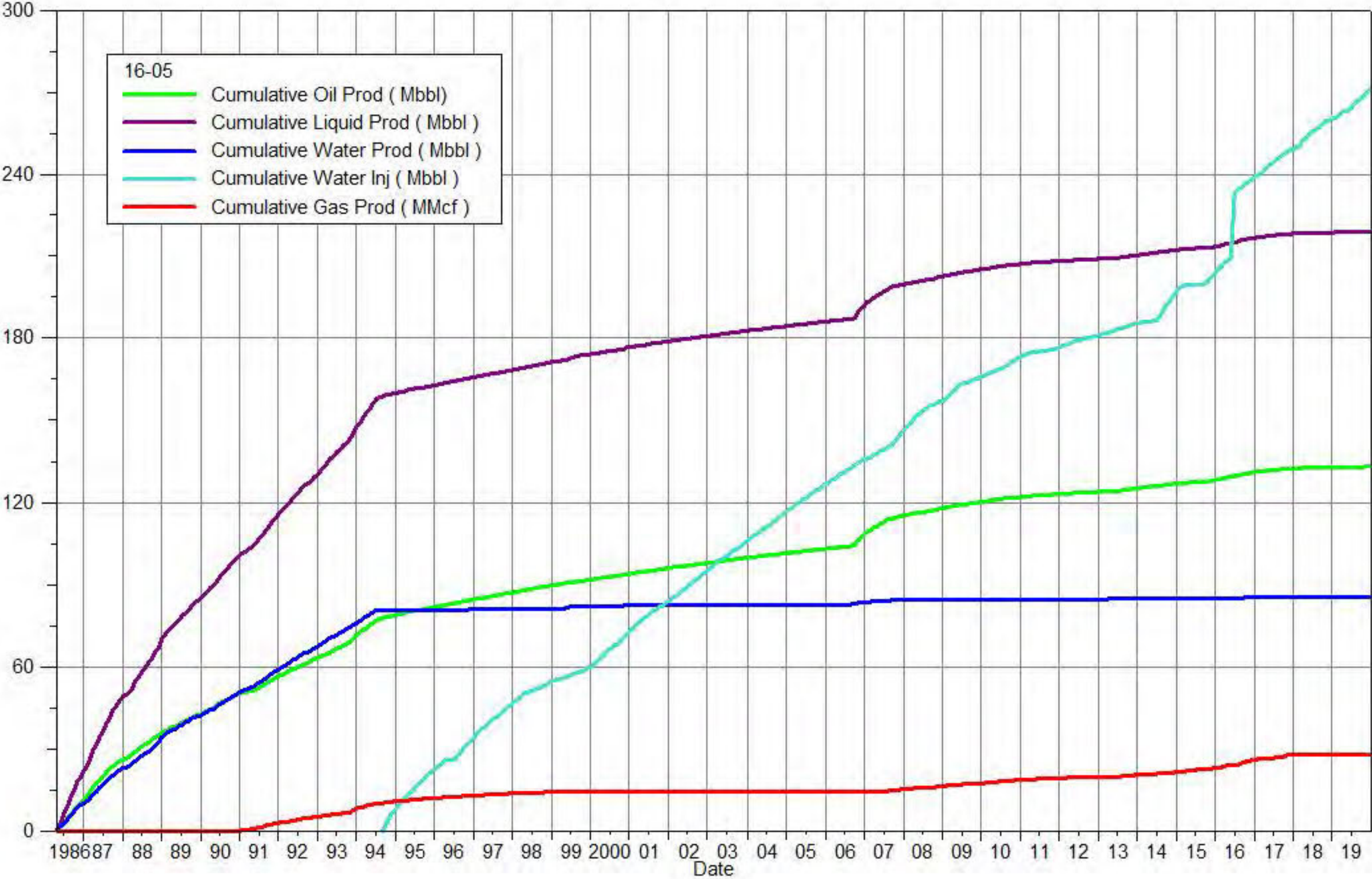
South Pierson Unit 1 Cumulative Production Plot

Pattern: 16-04 Set: PIERSON UNIT 1



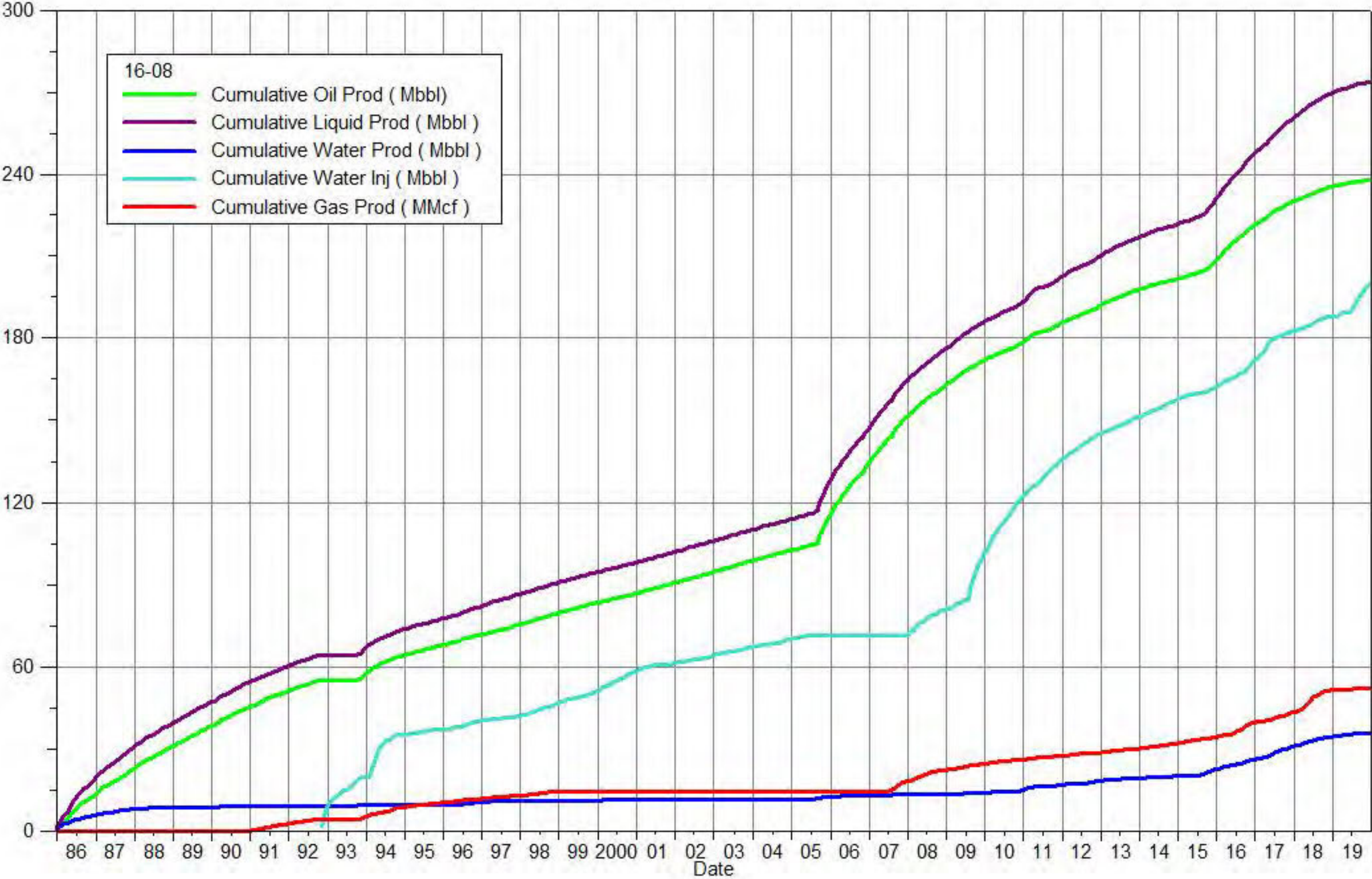
South Pierson Unit 1 Cumulative Production Plot

Pattern: 16-05 Set: PIERSON UNIT 1



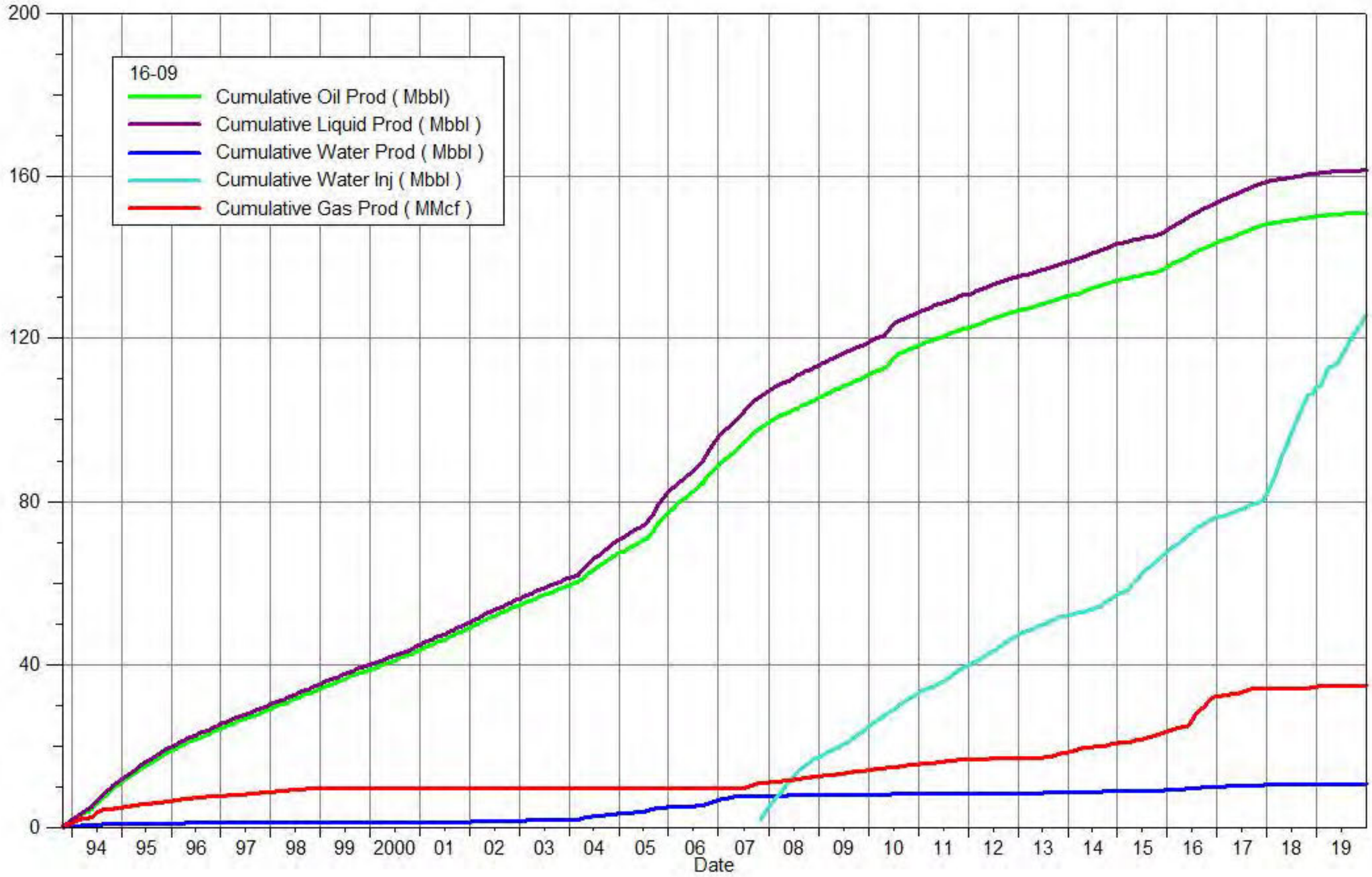
South Pierson Unit 1 Cumulative Production Plot

Pattern: 16-08 Set: PIERSON UNIT 1



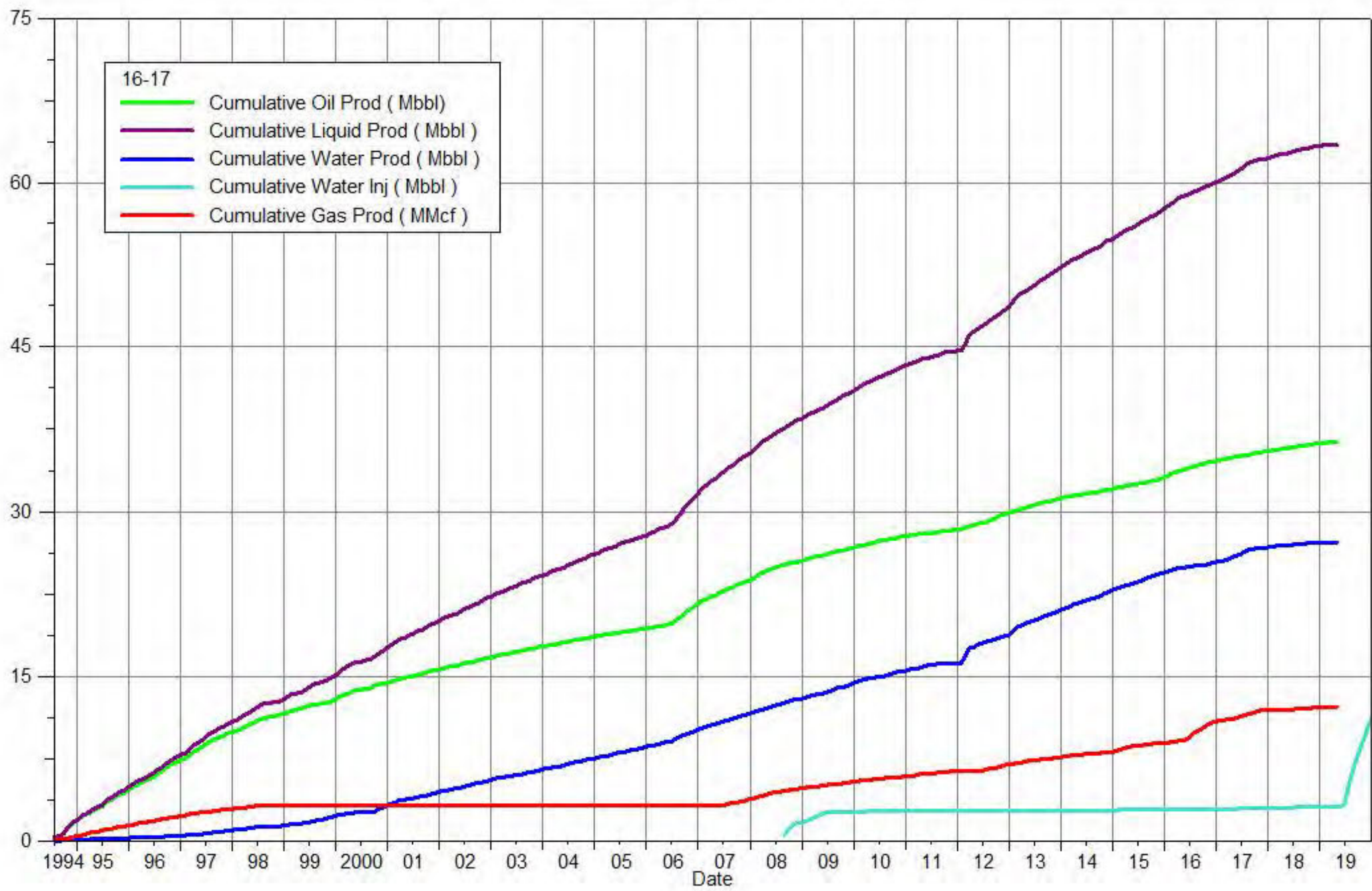
South Pierson Unit 1 Cumulative Production Plot

Pattern: 16-09 Set: PIERSON UNIT 1



South Pierson Unit 1 Cumulative Production Plot

Pattern: 16-17 Set: PIERSON UNIT 1



South Pierson Unit 1 Group Production and Injection														
@name()	Date	Oil Rate (CD) bbl/d	Monthly Oil Prod bbl	Water Rate (CD) bbl/d	Monthly Water Prod bbl	Gas Rate (CD) Mcf/d	Monthly Gas Prod Mcf	Water Inj Rate (CD) bbl/d	INJ WINJ bbl	Gas Oil Ratio cf/bbl	Water Oil Ratio bbl/bbl	Inst. VRR	Cum VRR Since Prod	
00/01-08-002-29W1/0	19-Jan	2.95	91	0.02	1	2.19	67.8			741.91	0	0	0	
00/01-08-002-29W1/0	19-Feb	2.03	57	0	0	1.79	50.15			881.94	0	0	0	
00/01-08-002-29W1/0	19-Mar	4.09	127	0.18	6	0.77	24.01			189.57	0	0	0	
00/01-08-002-29W1/0	19-Apr	3.51	105	0.28	8	0.64	19.07			181.22	0	0	0	
00/01-08-002-29W1/0	19-May	3.96	123	0.3	9	0.31	9.53			77.58	0	0	0	
00/01-08-002-29W1/0	19-Jun	3.59	108	0.26	8	0.34	10.24			95.22	0	0	0	
00/01-08-002-29W1/0	19-Jul	3.68	114	0.27	8	0.31	9.53			83.48	0	0	0	
00/01-08-002-29W1/0	19-Aug	3.35	104	0.25	8	0.24	7.42			71.46	0	0	0	
00/01-08-002-29W1/0	19-Sep	2.8	84	0.18	6	0.35	10.59			126.17	0	0	0	
00/01-08-002-29W1/0	19-Oct	2.85	88	0.18	6	0.32	9.89			111.73	0	0	0	
00/01-08-002-29W1/0	19-Nov	2.54	76	0.16	5	0.31	9.18			120.44	0	0	0	
00/01-08-002-29W1/0	19-Dec	2.11	65	0.13	4	0.33	10.24			156.41	0	0	0	
-----			----		-----		-----		-----					
			1143		68		237.67		0					Sum
00/01-09-002-29W1/0	19-Feb							15.24	426.83				0.018	
00/01-09-002-29W1/0	19-Mar							31.04	962.34				0.031	
00/01-09-002-29W1/0	19-Apr							0	0				0.031	
00/01-09-002-29W1/0	19-May							17.94	556.02				0.039	
00/01-09-002-29W1/0	19-Jun							20.41	612.31				0.047	
00/01-09-002-29W1/0	19-Jul							52.96	1641.83				0.069	
00/01-09-002-29W1/0	19-Aug							66.14	2050.35				0.097	
00/01-09-002-29W1/0	19-Sep							50.8	1524.02				0.117	
00/01-09-002-29W1/0	19-Oct							51.54	1597.61				0.139	
00/01-09-002-29W1/0	19-Nov							55.57	1667.11				0.161	
00/01-09-002-29W1/0	19-Dec							55.76	1728.44				0.184	
-----			----		-----		-----		-----					
			0		0		0		12766.86					Sum
00/01-16-002-29W1/0	19-Feb							104.77	2933.57				0.195	
00/01-16-002-29W1/0	19-Mar							102.89	3189.56				0.22	
00/01-16-002-29W1/0	19-Apr							0	0				0.22	
00/01-16-002-29W1/0	19-May							11.52	357.26				0.223	
00/01-16-002-29W1/0	19-Jun							17.86	535.89				0.228	
00/01-16-002-29W1/0	19-Jul							29.42	912.02				0.235	
00/01-16-002-29W1/0	19-Aug							74.04	2295.21				0.253	
00/01-16-002-29W1/0	19-Sep							60.68	1820.27				0.268	
00/01-16-002-29W1/0	19-Oct							74.12	2297.67				0.286	

@name()	Date	Oil Rate (CD) bbl/d	Monthly Oil Prod bbl	Water Rate (CD) bbl/d	Monthly Water Prod bbl	Gas Rate (CD) Mcf/d	Monthly Gas Prod Mcf	Water Inj Rate (CD) bbl/d	INJ WINJ bbl	Gas Oil Ratio cf/bbl	Water Oil Ratio bbl/bbl	Inst. VRR	Cum VRR Since Prod	
00/01-16-002-29W1/0	19-Nov							81.24	2437.3				0.306	
00/01-16-002-29W1/0	19-Dec							73.51	2278.8				0.324	
-----			----		-----		-----		-----					
			0		0		0		19057.55					Sum
00/01-17-002-29W1/0	19-Jan	0	0	0	0	0	0						0.005	
00/01-17-002-29W1/0	19-Feb							53.19	1489.36				0.017	
00/01-17-002-29W1/0	19-Mar							77.74	2409.94				0.037	
00/01-17-002-29W1/0	19-Apr							0	0				0.037	
00/01-17-002-29W1/0	19-May							0.63	19.5				0.037	
00/01-17-002-29W1/0	19-Jun							16.98	509.35				0.041	
00/01-17-002-29W1/0	19-Jul							48.63	1507.67				0.054	
00/01-17-002-29W1/0	19-Aug							28.9	895.86				0.061	
00/01-17-002-29W1/0	19-Sep							21.27	638.1				0.066	
00/01-17-002-29W1/0	19-Oct							18.78	582.25				0.071	
00/01-17-002-29W1/0	19-Nov							19.03	570.8				0.076	
00/01-17-002-29W1/0	19-Dec							16.47	510.48				0.08	
-----			----		-----		-----		-----					
			0		0		0		9133.3					Sum
00/01-18-002-29W1/0	19-Jan	0	0	0	0	0	0						0	
00/01-18-002-29W1/0	19-Jul							42.67	1322.75				0.045	
00/01-18-002-29W1/0	19-Aug							60	1859.9				0.107	
00/01-18-002-29W1/0	19-Sep							44.09	1322.75				0.152	
00/01-18-002-29W1/0	19-Oct							38.1	1181.23				0.192	
00/01-18-002-29W1/0	19-Nov							39.25	1177.45				0.231	
00/01-18-002-29W1/0	19-Dec							40.68	1261.11				0.274	
-----			----		-----		-----		-----					
			0		0		0		8125.17					Sum
00/02-08-002-29W1/0	19-Feb							0.63	17.61				5.223	
00/02-08-002-29W1/0	19-Mar							11.14	345.31				5.242	
00/02-08-002-29W1/0	19-Apr							0	0				5.242	
00/02-08-002-29W1/0	19-May							0.63	19.5				5.243	
00/02-08-002-29W1/0	19-Jun							7.6	228.13				5.256	
00/02-08-002-29W1/0	19-Jul							0.63	19.5				5.257	
00/02-08-002-29W1/0	19-Aug							0.63	19.5				5.258	
00/02-08-002-29W1/0	19-Sep							0.63	18.87				5.259	
00/02-08-002-29W1/0	19-Oct							0.63	19.5				5.26	

@name()	Date	Oil Rate (CD) bbl/d	Monthly Oil Prod bbl	Water Rate (CD) bbl/d	Monthly Water Prod bbl	Gas Rate (CD) Mcf/d	Monthly Gas Prod Mcf	Water Inj Rate (CD) bbl/d	INJ WINJ bbl	Gas Oil Ratio cf/bbl	Water Oil Ratio bbl/bbl	Inst. VRR	Cum VRR Since Prod	
00/02-08-002-29W1/0	19-Nov							2.39	71.7				5.264	
00/02-08-002-29W1/0	19-Dec							7.12	220.77				5.276	
-----			----		-----		-----		-----					
			0		0		0		980.39					Sum
00/02-09-002-29W1/0	19-Feb							0.63	17.61				5.314	
00/02-09-002-29W1/0	19-Mar							0.63	19.5				5.315	
00/02-09-002-29W1/0	19-Apr							0	0				5.315	
00/02-09-002-29W1/0	19-May							0.63	19.5				5.316	
00/02-09-002-29W1/0	19-Jun							0.63	18.87				5.316	
00/02-09-002-29W1/0	19-Jul							0.63	19.5				5.317	
00/02-09-002-29W1/0	19-Aug							0.63	19.5				5.318	
00/02-09-002-29W1/0	19-Sep							0.63	18.87				5.319	
00/02-09-002-29W1/0	19-Oct							0.63	19.5				5.32	
00/02-09-002-29W1/0	19-Nov							2.39	71.7				5.323	
00/02-09-002-29W1/0	19-Dec							3.14	97.49				5.327	
-----			----		-----		-----		-----					
			0		0		0		322.04					Sum
00/02-16-002-29W1/0	19-Feb							41.89	1173.05				15.121	
00/02-16-002-29W1/0	19-Mar							38.37	1189.4				15.149	
00/02-16-002-29W1/0	19-Apr							0	0				15.149	
00/02-16-002-29W1/0	19-May							0.63	19.5				15.149	
00/02-16-002-29W1/0	19-Jun							16.69	500.67				15.161	
00/02-16-002-29W1/0	19-Jul							46.75	1449.17				15.194	
00/02-16-002-29W1/0	19-Aug							42.73	1324.63				15.225	
00/02-16-002-29W1/0	19-Sep							36	1079.96				15.25	
00/02-16-002-29W1/0	19-Oct							39.87	1235.95				15.278	
00/02-16-002-29W1/0	19-Nov							43.34	1300.1				15.309	
00/02-16-002-29W1/0	19-Dec							47.54	1473.7				15.343	
-----			----		-----		-----		-----					
			0		0		0		10746.13					Sum
00/02-17-002-29W1/0	19-Feb							0.63	17.61				0.451	
00/02-17-002-29W1/0	19-Mar							4.36	135.23				0.454	
00/02-17-002-29W1/0	19-Apr							0	0				0.454	
00/02-17-002-29W1/0	19-May							0.63	19.5				0.455	
00/02-17-002-29W1/0	19-Jun							0.63	18.87				0.455	
00/02-17-002-29W1/0	19-Jul							0.63	19.5				0.456	

@name()	Date	Oil Rate (CD) bbl/d	Monthly Oil Prod bbl	Water Rate (CD) bbl/d	Monthly Water Prod bbl	Gas Rate (CD) Mcf/d	Monthly Gas Prod Mcf	Water Inj Rate (CD) bbl/d	INJ WINJ bbl	Gas Oil Ratio cf/bbl	Water Oil Ratio bbl/bbl	Inst. VRR	Cum VRR Since Prod	
00/02-17-002-29W1/0	19-Aug							0.63	19.5				0.456	
00/02-17-002-29W1/0	19-Sep							0.63	18.87				0.457	
00/02-17-002-29W1/0	19-Oct							0.63	19.5				0.457	
00/02-17-002-29W1/0	19-Nov							2.41	72.33				0.459	
00/02-17-002-29W1/0	19-Dec							3.14	97.49				0.462	
-----			----		-----		-----		-----					
			0		0		0		438.4					Sum
00/03-08-002-29W1/0	19-Jan	1.18	37	0	0	4.7	145.85			3984.23	0	0	0	
00/03-08-002-29W1/0	19-Feb	0.99	28	0	0	2.64	73.81			2673	0	0	0	
00/03-08-002-29W1/0	19-Mar	1.27	39	0	0	1.08	33.55			852.05	0	0	0	
00/03-08-002-29W1/0	19-Apr	1.81	54	0	0	0.39	11.65			214.2	0	0	0	
00/03-08-002-29W1/0	19-May	1.6	50	0	0	0.02	0.71			14.25	0	0	0	
00/03-08-002-29W1/0	19-Jun	1.9	57	0	0	0.27	8.12			142.22	0	0	0	
00/03-08-002-29W1/0	19-Jul	2.12	66	0	0	0.3	9.18			139.43	0	0	0	
00/03-08-002-29W1/0	19-Aug	2.07	64	0	0	0.24	7.42			115.37	0	0	0	
00/03-08-002-29W1/0	19-Sep	2.05	62	0	0	0.35	10.59			172.05	0	0	0	
00/03-08-002-29W1/0	19-Oct	1.87	58	0	0	0.06	1.77			30.41	0	0	0	
00/03-08-002-29W1/0	19-Nov	1.55	46	0	0	0	0			0	0	0	0	
00/03-08-002-29W1/0	19-Dec	1.58	49	0	0	0	0			0	0	0	0	
-----			----		-----		-----		-----					
			610		0		302.65		0					Sum
00/03-09-002-29W1/0	19-Feb							22.23	622.38				0.064	
00/03-09-002-29W1/0	19-Mar							28.1	871.14				0.069	
00/03-09-002-29W1/0	19-Apr							0	0				0.069	
00/03-09-002-29W1/0	19-May							14.95	463.56				0.071	
00/03-09-002-29W1/0	19-Jun							19.61	588.22				0.074	
00/03-09-002-29W1/0	19-Jul							23.7	734.84				0.077	
00/03-09-002-29W1/0	19-Aug							21.43	664.27				0.08	
00/03-09-002-29W1/0	19-Sep							17.51	525.2				0.083	
00/03-09-002-29W1/0	19-Oct							18.91	586.21				0.086	
00/03-09-002-29W1/0	19-Nov							19.89	596.78				0.089	
00/03-09-002-29W1/0	19-Dec							20.61	639.04				0.092	
-----			----		-----		-----		-----					
			0		0		0		6291.63					Sum
00/03-16-002-29W1/0	19-Feb							81.07	2269.99				0.048	
00/03-16-002-29W1/0	19-Mar							98.26	3046.15				0.054	

@name()	Date	Oil Rate (CD) bbl/d	Monthly Oil Prod bbl	Water Rate (CD) bbl/d	Monthly Water Prod bbl	Gas Rate (CD) Mcf/d	Monthly Gas Prod Mcf	Water Inj Rate (CD) bbl/d	INJ WINJ bbl	Gas Oil Ratio cf/bbl	Water Oil Ratio bbl/bbl	Inst. VRR	Cum VRR Since Prod	
00/03-16-002-29W1/0	19-Apr							0	0				0.054	
00/03-16-002-29W1/0	19-May							7.65	237.13				0.054	
00/03-16-002-29W1/0	19-Jun							25.75	772.39				0.056	
00/03-16-002-29W1/0	19-Jul							51.01	1581.26				0.059	
00/03-16-002-29W1/0	19-Aug							73.85	2289.49				0.063	
00/03-16-002-29W1/0	19-Sep							72.46	2173.76				0.067	
00/03-16-002-29W1/0	19-Oct							78.76	2441.7				0.072	
00/03-16-002-29W1/0	19-Nov							63.32	1899.52				0.076	
00/03-16-002-29W1/0	19-Dec							73.85	2289.49				0.08	
-----			----		-----		-----		-----					
			0		0		0		19000.88					Sum
00/03-17-002-29W1/0	19-Jan	0.21	6	0.02	1	0.24	7.42			1155.94	0	0	0	
00/03-17-002-29W1/0	19-Feb	0	0	0	0	0	0						0	
00/03-17-002-29W1/0	19-Mar	0	0	0	0	0	0						0	
00/03-17-002-29W1/0	19-Apr	0	0	0	0	0	0						0	
00/03-17-002-29W1/0	19-Jun							11.89	356.63				0.003	
00/03-17-002-29W1/0	19-Jul							62.98	1952.36				0.022	
00/03-17-002-29W1/0	19-Aug							63.2	1959.27				0.041	
00/03-17-002-29W1/0	19-Sep							66.94	2008.34				0.06	
00/03-17-002-29W1/0	19-Oct							55.61	1724.04				0.076	
00/03-17-002-29W1/0	19-Nov							56.19	1685.67				0.092	
00/03-17-002-29W1/0	19-Dec							58.84	1824.04				0.109	
-----			----		-----		-----		-----					
			6		1		7.42		11510.35					Sum
00/04-09-002-29W1/0	19-Feb							978.54	27399.03				11.332	
00/04-09-002-29W1/0	19-Mar							1139.75	35332.36				11.545	
00/04-09-002-29W1/0	19-Apr							0	0				11.545	
00/04-09-002-29W1/0	19-May							1080.61	33498.88				11.747	
00/04-09-002-29W1/0	19-Jun							1151.73	34551.79				11.955	
00/04-09-002-29W1/0	19-Jul							1148.97	35617.92				12.169	
00/04-09-002-29W1/0	19-Aug							1175.52	36441.25				12.389	
00/04-09-002-29W1/0	19-Sep							1085.14	32554.15				12.585	
00/04-09-002-29W1/0	19-Oct							1126.18	34911.57				12.795	
00/04-09-002-29W1/0	19-Nov							1278.95	38368.45				13.026	
00/04-09-002-29W1/0	19-Dec							1300.57	40317.66				13.269	
-----			----		-----		-----		-----					
			0		0		0		348993.1					Sum

@name()	Date	Oil Rate (CD) bbl/d	Monthly Oil Prod bbl	Water Rate (CD) bbl/d	Monthly Water Prod bbl	Gas Rate (CD) Mcf/d	Monthly Gas Prod Mcf	Water Inj Rate (CD) bbl/d	INJ WINJ bbl	Gas Oil Ratio cf/bbl	Water Oil Ratio bbl/bbl	Inst. VRR	Cum VRR Since Prod	
00/04-15-002-29W1/0	19-Feb							30.56	855.67				2.322	
00/04-15-002-29W1/0	19-Mar							30.74	952.91				2.33	
00/04-15-002-29W1/0	19-Apr							0	0				2.33	
00/04-15-002-29W1/0	19-May							4.03	124.98				2.331	
00/04-15-002-29W1/0	19-Jun							22.08	662.32				2.336	
00/04-15-002-29W1/0	19-Jul							29.44	912.65				2.344	
00/04-15-002-29W1/0	19-Aug							22.77	705.72				2.35	
00/04-15-002-29W1/0	19-Sep							17.61	528.34				2.355	
00/04-15-002-29W1/0	19-Oct							16.68	517.02				2.359	
00/04-15-002-29W1/0	19-Nov							19.79	593.76				2.364	
00/04-15-002-29W1/0	19-Dec							19.92	617.66				2.369	
-----			----		-----		-----		-----					
			0		0		0		6471.02					Sum
00/04-16-002-29W1/0	19-Feb							0.63	17.61				7.076	
00/04-16-002-29W1/0	19-Mar							0.63	19.5				7.077	
00/04-16-002-29W1/0	19-Apr							0	0				7.077	
00/04-16-002-29W1/0	19-May							0.63	19.5				7.077	
00/04-16-002-29W1/0	19-Jun							0.63	18.87				7.078	
00/04-16-002-29W1/0	19-Jul							0.63	19.5				7.078	
00/04-16-002-29W1/0	19-Aug							0.63	19.5				7.078	
00/04-16-002-29W1/0	19-Sep							0.63	18.87				7.079	
00/04-16-002-29W1/0	19-Oct							0.63	19.5				7.079	
00/04-16-002-29W1/0	19-Nov							2.39	71.7				7.08	
00/04-16-002-29W1/0	19-Dec							3.14	97.49				7.082	
-----			----		-----		-----		-----					
			0		0		0		322.04					Sum
00/04-17-002-29W1/0	19-Mar							0.28	8.81				3.741	
00/04-17-002-29W1/0	19-Apr							0	0				3.741	
00/04-17-002-29W1/0	19-May							0.63	19.5				3.742	
00/04-17-002-29W1/0	19-Jun							0.63	18.87				3.743	
00/04-17-002-29W1/0	19-Jul							0.63	19.5				3.744	
00/04-17-002-29W1/0	19-Aug							0.63	19.5				3.745	
00/04-17-002-29W1/0	19-Sep							0.63	18.87				3.746	
00/04-17-002-29W1/0	19-Oct							0.63	19.5				3.747	
00/04-17-002-29W1/0	19-Nov							2.39	71.7				3.75	
00/04-17-002-29W1/0	19-Dec							3.14	97.49				3.755	

@name()	Date	Oil Rate (CD) bbl/d	Monthly Oil Prod bbl	Water Rate (CD) bbl/d	Monthly Water Prod bbl	Gas Rate (CD) Mcf/d	Monthly Gas Prod Mcf	Water Inj Rate (CD) bbl/d	INJ WINJ bbl	Gas Oil Ratio cf/bbl	Water Oil Ratio bbl/bbl	Inst. VRR	Cum VRR Since Prod	
-----			----		-----		-----		-----					
			0		0		0		293.73					Sum
00/05-09-002-29W1/0	19-Feb							368.99	10331.64				18.841	
00/05-09-002-29W1/0	19-Mar							819.3	25398.24				19.435	
00/05-09-002-29W1/0	19-Apr							0	0				19.435	
00/05-09-002-29W1/0	19-May							940.43	29153.25				20.117	
00/05-09-002-29W1/0	19-Jun							971.23	29136.84				20.798	
00/05-09-002-29W1/0	19-Jul							1037.96	32176.64				21.551	
00/05-09-002-29W1/0	19-Aug							1023.55	31730.06				22.293	
00/05-09-002-29W1/0	19-Sep							878.18	26345.48				22.909	
00/05-09-002-29W1/0	19-Oct							457.11	14170.31				23.24	
00/05-09-002-29W1/0	19-Nov							2.39	71.7				23.242	
00/05-09-002-29W1/0	19-Dec							3.14	97.49				23.244	
-----			----		-----		-----		-----					
			0		0		0		198611.7					Sum
00/05-15-002-29W1/0	19-Feb							36.34	1017.44				0.304	
00/05-15-002-29W1/0	19-Mar							35.87	1112.04				0.32	
00/05-15-002-29W1/0	19-Apr							0	0				0.32	
00/05-15-002-29W1/0	19-May							8.6	266.69				0.324	
00/05-15-002-29W1/0	19-Jun							24.57	737.17				0.335	
00/05-15-002-29W1/0	19-Jul							24.05	745.53				0.345	
00/05-15-002-29W1/0	19-Aug							22.08	684.33				0.355	
00/05-15-002-29W1/0	19-Sep							18.89	566.71				0.364	
00/05-15-002-29W1/0	19-Oct							18.79	582.44				0.372	
00/05-15-002-29W1/0	19-Nov							21.8	654.14				0.382	
00/05-15-002-29W1/0	19-Dec							22.38	693.77				0.392	
-----			----		-----		-----		-----					
			0		0		0		7060.25					Sum
00/05-16-002-29W1/0	19-Feb							46.59	1304.38				0.016	
00/05-16-002-29W1/0	19-Mar							39.18	1214.44				0.024	
00/05-16-002-29W1/0	19-Apr							0	0				0.024	
00/05-16-002-29W1/0	19-May							0.63	19.5				0.024	
00/05-16-002-29W1/0	19-Jun							8.78	263.29				0.026	
00/05-16-002-29W1/0	19-Jul							41.32	1280.92				0.035	
00/05-16-002-29W1/0	19-Aug							43.7	1354.57				0.044	
00/05-16-002-29W1/0	19-Sep							102.87	3085.97				0.065	

@name()	Date	Oil Rate (CD) bbl/d	Monthly Oil Prod bbl	Water Rate (CD) bbl/d	Monthly Water Prod bbl	Gas Rate (CD) Mcf/d	Monthly Gas Prod Mcf	Water Inj Rate (CD) bbl/d	INJ WINJ bbl	Gas Oil Ratio cf/bbl	Water Oil Ratio bbl/bbl	Inst. VRR	Cum VRR Since Prod	
00/05-16-002-29W1/0	19-Oct							66	2046.07				0.078	
00/05-16-002-29W1/0	19-Nov							72.75	2182.56				0.093	
00/05-16-002-29W1/0	19-Dec							121.05	3752.5				0.118	
-----			----		-----		-----		-----					
			0		0		0		16504.2					Sum
00/05-17-002-29W1/0	19-Jan	0	0	0	0	0	0						0	
00/05-17-002-29W1/0	19-Feb	0	0	0	0	0	0						0	
00/05-17-002-29W1/0	19-Mar	0	0	0	0	0	0						0	
00/05-17-002-29W1/0	19-Apr	0	0	0	0	0	0						0	
00/05-17-002-29W1/0	19-Jun							13.66	409.91				0.007	
00/05-17-002-29W1/0	19-Jul							49.99	1549.81				0.033	
00/05-17-002-29W1/0	19-Aug							8.91	276.31				0.038	
00/05-17-002-29W1/0	19-Sep							12.47	374.24				0.045	
00/05-17-002-29W1/0	19-Oct							11.42	354.12				0.051	
00/05-17-002-29W1/0	19-Nov							9.12	273.61				0.055	
00/05-17-002-29W1/0	19-Dec							11	340.91				0.061	
-----			----		-----		-----		-----					
			0		0		0		3578.9					Sum
00/06-08-002-29W1/0	19-Feb							36.98	1035.3				8.036	
00/06-08-002-29W1/0	19-Mar							36.4	1128.39				8.077	
00/06-08-002-29W1/0	19-Apr							0	0				8.077	
00/06-08-002-29W1/0	19-May							18.59	576.15				8.098	
00/06-08-002-29W1/0	19-Jun							26.19	785.6				8.127	
00/06-08-002-29W1/0	19-Jul							32.83	1017.69				8.164	
00/06-08-002-29W1/0	19-Aug							5.4	167.31				8.17	
00/06-08-002-29W1/0	19-Sep							36.9	1106.94				8.211	
00/06-08-002-29W1/0	19-Oct							28.34	878.69				8.243	
00/06-08-002-29W1/0	19-Nov							29.73	891.89				8.275	
00/06-08-002-29W1/0	19-Dec							30.48	944.73				8.31	
-----			----		-----		-----		-----					
			0		0		0		8532.69					Sum
00/06-09-002-29W1/0	19-Feb							264.56	7407.63				12.374	
00/06-09-002-29W1/0	19-Mar							149.37	4630.56				12.462	
00/06-09-002-29W1/0	19-Apr							0	0				12.462	
00/06-09-002-29W1/0	19-May							7.26	224.99				12.467	
00/06-09-002-29W1/0	19-Jun							14.53	436.01				12.475	

@name()	Date	Oil Rate (CD) bbl/d	Monthly Oil Prod bbl	Water Rate (CD) bbl/d	Monthly Water Prod bbl	Gas Rate (CD) Mcf/d	Monthly Gas Prod Mcf	Water Inj Rate (CD) bbl/d	INJ WINJ bbl	Gas Oil Ratio cf/bbl	Water Oil Ratio bbl/bbl	Inst. VRR	Cum VRR Since Prod	
00/06-09-002-29W1/0	19-Jul							130.39	4042.02				12.552	
00/06-09-002-29W1/0	19-Aug							163.85	5079.27				12.649	
00/06-09-002-29W1/0	19-Sep							198.42	5952.67				12.762	
00/06-09-002-29W1/0	19-Oct							204.22	6330.69				12.883	
00/06-09-002-29W1/0	19-Nov							233.66	7009.74				13.017	
00/06-09-002-29W1/0	19-Dec							252.26	7820.12				13.166	
-----			----		-----		-----		-----					
			0		0		0		48933.69					Sum
00/06-16-002-29W1/0	19-Feb							0.63	17.61				2.832	
00/06-16-002-29W1/0	19-Mar							0.63	19.5				2.832	
00/06-16-002-29W1/0	19-Apr							0	0				2.832	
00/06-16-002-29W1/0	19-May							0.63	19.5				2.833	
00/06-16-002-29W1/0	19-Jun							0.63	18.87				2.833	
00/06-16-002-29W1/0	19-Jul							0.63	19.5				2.833	
00/06-16-002-29W1/0	19-Aug							0.63	19.5				2.834	
00/06-16-002-29W1/0	19-Sep							0.63	18.87				2.834	
00/06-16-002-29W1/0	19-Oct							0.63	19.5				2.835	
00/06-16-002-29W1/0	19-Nov							2.39	71.7				2.836	
00/06-16-002-29W1/0	19-Dec							3.14	97.49				2.838	
-----			----		-----		-----		-----					
			0		0		0		322.04					Sum
00/06-17-002-29W1/0	19-Mar							0.51	15.72				3.078	
00/06-17-002-29W1/0	19-Apr							0	0				3.078	
00/06-17-002-29W1/0	19-May							0.67	20.76				3.078	
00/06-17-002-29W1/0	19-Jun							0.63	18.87				3.078	
00/06-17-002-29W1/0	19-Jul							0.63	19.5				3.079	
00/06-17-002-29W1/0	19-Aug							0.63	19.5				3.079	
00/06-17-002-29W1/0	19-Sep							0.63	18.87				3.079	
00/06-17-002-29W1/0	19-Oct							0.63	19.5				3.079	
00/06-17-002-29W1/0	19-Nov							2.39	71.7				3.08	
00/06-17-002-29W1/0	19-Dec							3.14	97.49				3.081	
-----			----		-----		-----		-----					
			0		0		0		301.91					Sum
00/07-08-002-29W1/0	19-Jan	1.4	44	0.21	6	4.89	151.5			3480.72	0	0	0	
00/07-08-002-29W1/0	19-Feb	0.7	19	0.13	4	2.98	83.34			4274.33	0	0	0	
00/07-08-002-29W1/0	19-Mar	0.38	12	0.07	2	0.59	18.36			1578.15	0	0	0	

@name()	Date	Oil Rate (CD) bbl/d	Monthly Oil Prod bbl	Water Rate (CD) bbl/d	Monthly Water Prod bbl	Gas Rate (CD) Mcf/d	Monthly Gas Prod Mcf	Water Inj Rate (CD) bbl/d	INJ WINJ bbl	Gas Oil Ratio cf/bbl	Water Oil Ratio bbl/bbl	Inst. VRR	Cum VRR Since Prod	
00/07-08-002-29W1/0	19-Apr	0.56	17	0.1	3	0.75	22.6			1355.98	0	0	0	
00/07-08-002-29W1/0	19-May	0.69	21	0.13	4	0.31	9.53			445.86	0	0	0	
00/07-08-002-29W1/0	19-Jun	0.21	6	0.04	1	0.11	3.18			495.4	0	0	0	
00/07-08-002-29W1/0	19-Jul	0	0	0	0	0	0						0	
00/07-08-002-29W1/0	19-Aug	0	0	0	0	0	0						0	
00/07-08-002-29W1/0	19-Sep	0	0	0	0	0	0						0	
00/07-08-002-29W1/0	19-Oct	0	0	0	0	0	0						0	
00/07-08-002-29W1/0	19-Nov	0	0	0	0	0	0						0	
00/07-08-002-29W1/0	19-Dec	0	0	0	0	0	0						0	
-----			----		-----		-----		-----					
			119		21		288.52		0					Sum
00/07-09-002-29W1/0	19-Feb							0.63	17.61				0	
00/07-09-002-29W1/0	19-Mar							0.63	19.5				0	
00/07-09-002-29W1/0	19-Apr							0	0				0	
00/07-09-002-29W1/0	19-May							0.63	19.5				0	
00/07-09-002-29W1/0	19-Jun							0.63	18.87				0	
00/07-09-002-29W1/0	19-Jul							0.63	19.5				0	
00/07-09-002-29W1/0	19-Aug							0.63	19.5				0	
00/07-09-002-29W1/0	19-Sep							0.63	18.87				0	
00/07-09-002-29W1/0	19-Oct							0.63	19.5				0	
00/07-09-002-29W1/0	19-Nov							2.39	71.7				0	
00/07-09-002-29W1/0	19-Dec							3.14	97.49				0.001	
-----			----		-----		-----		-----					
			0		0		0		322.04					Sum
00/07-16-002-29W1/0	19-Feb							77.36	2166.21				0.212	
00/07-16-002-29W1/0	19-Mar							85.12	2638.57				0.235	
00/07-16-002-29W1/0	19-Apr							0	0				0.235	
00/07-16-002-29W1/0	19-May							11.93	369.84				0.239	
00/07-16-002-29W1/0	19-Jun							23.08	692.51				0.245	
00/07-16-002-29W1/0	19-Jul							37.54	1163.61				0.255	
00/07-16-002-29W1/0	19-Aug							65.8	2039.78				0.273	
00/07-16-002-29W1/0	19-Sep							86.69	2600.84				0.296	
00/07-16-002-29W1/0	19-Oct							79.68	2470.01				0.318	
00/07-16-002-29W1/0	19-Nov							91.33	2739.84				0.342	
00/07-16-002-29W1/0	19-Dec							110.92	3438.64				0.372	
-----			----		-----		-----		-----					
			0		0		0		20319.85					Sum

@name()	Date	Oil Rate (CD) bbl/d	Monthly Oil Prod bbl	Water Rate (CD) bbl/d	Monthly Water Prod bbl	Gas Rate (CD) Mcf/d	Monthly Gas Prod Mcf	Water Inj Rate (CD) bbl/d	INJ WINJ bbl	Gas Oil Ratio cf/bbl	Water Oil Ratio bbl/bbl	Inst. VRR	Cum VRR Since Prod	
00/07-17-002-29W1/0	19-Jan	0	0	0	0	0	0						0	
00/07-17-002-29W1/0	19-Feb	0	0	0	0	0	0						0	
00/07-17-002-29W1/0	19-Mar	0	0	0	0	0	0						0	
00/07-17-002-29W1/0	19-Apr	0	0	0	0	0	0						0	
00/07-17-002-29W1/0	19-May	0	0	0	0	0	0						0	
00/07-17-002-29W1/0	19-Jun	0	0	0	0	0	0	6.65	199.39				0.003	
00/07-17-002-29W1/0	19-Jul	0	0	0	0	0	0	57.2	1773.1				0.033	
00/07-17-002-29W1/0	19-Aug	0	0	0	0	0	0	63.28	1961.79				0.065	
00/07-17-002-29W1/0	19-Sep	0	0	0	0	0	0	62.48	1874.36				0.096	
00/07-17-002-29W1/0	19-Oct	0	0	0	0	0	0	65.72	2037.27				0.13	
00/07-17-002-29W1/0	19-Nov	0	0	0	0	0	0	62.58	1877.51				0.161	
00/07-17-002-29W1/0	19-Dec	0	0	0	0	0	0	63.36	1964.31				0.193	
=====			----		-----		-----		-----					
			0		0		0		11687.72					Sum
00/08-08-002-29W1/0	19-Feb							0.63	17.61				4.672	
00/08-08-002-29W1/0	19-Mar							0.63	19.5				4.672	
00/08-08-002-29W1/0	19-Apr							0	0				4.672	
00/08-08-002-29W1/0	19-May							0.63	19.5				4.672	
00/08-08-002-29W1/0	19-Jun							0.63	18.87				4.672	
00/08-08-002-29W1/0	19-Jul							0.63	19.5				4.673	
00/08-08-002-29W1/0	19-Aug							0.63	19.5				4.673	
00/08-08-002-29W1/0	19-Sep							0.63	18.87				4.673	
00/08-08-002-29W1/0	19-Oct							0.63	19.5				4.673	
00/08-08-002-29W1/0	19-Nov							2.39	71.7				4.673	
00/08-08-002-29W1/0	19-Dec							3.14	97.49				4.673	
=====			----		-----		-----		-----					
			0		0		0		322.04					Sum
00/08-16-002-29W1/0	19-Feb							15.74	440.85				1.448	
00/08-16-002-29W1/0	19-Mar							13.33	413.37				1.465	
00/08-16-002-29W1/0	19-Apr							0	0				1.465	
00/08-16-002-29W1/0	19-May							3.94	122.09				1.47	
00/08-16-002-29W1/0	19-Jun							10.08	302.48				1.482	
00/08-16-002-29W1/0	19-Jul							7.57	234.67				1.492	
00/08-16-002-29W1/0	19-Aug							2.04	63.34				1.494	
00/08-16-002-29W1/0	19-Sep							2.01	60.38				1.497	
00/08-16-002-29W1/0	19-Oct							4.25	131.77				1.502	

@name()	Date	Oil Rate (CD) bbl/d	Monthly Oil Prod bbl	Water Rate (CD) bbl/d	Monthly Water Prod bbl	Gas Rate (CD) Mcf/d	Monthly Gas Prod Mcf	Water Inj Rate (CD) bbl/d	INJ WINJ bbl	Gas Oil Ratio cf/bbl	Water Oil Ratio bbl/bbl	Inst. VRR	Cum VRR Since Prod	
00/08-16-002-29W1/0	19-Nov							4.66	139.7				1.508	
00/08-16-002-29W1/0	19-Dec							5.41	167.81				1.515	
-----			----		-----		-----		-----					
			0		0		0		2076.45					Sum
00/08-18-002-29W1/0	19-Feb							26.96	754.78				3.19	
00/08-18-002-29W1/0	19-Mar							44.15	1368.66				3.249	
00/08-18-002-29W1/0	19-Apr							0	0				3.249	
00/08-18-002-29W1/0	19-May							2.21	68.56				3.252	
00/08-18-002-29W1/0	19-Jun							21.95	658.54				3.28	
00/08-18-002-29W1/0	19-Jul							34.11	1057.32				3.325	
00/08-18-002-29W1/0	19-Aug							22.26	689.99				3.354	
00/08-18-002-29W1/0	19-Sep							12.68	380.53				3.37	
00/08-18-002-29W1/0	19-Oct							15.93	493.75				3.391	
00/08-18-002-29W1/0	19-Nov							25.03	751				3.423	
00/08-18-002-29W1/0	19-Dec							36.68	1137.2				3.472	
-----			----		-----		-----		-----					
			0		0		0		7360.33					Sum
00/09-05-002-29W1/0	19-Jan	46.43	1439	195.75	6068	46.55	1442.96			1002.5	4	0	0	
00/09-05-002-29W1/0	19-Feb	28.71	804	144.45	4045	15.1	422.72			525.87	5	0	0	
00/09-05-002-29W1/0	19-Mar	54.25	1682	249.79	7743	11.03	341.85			203.25	5	0	0	
00/09-05-002-29W1/0	19-Apr	61.34	1840	248.92	7468	6.8	204.12			110.93	4	0	0	
00/09-05-002-29W1/0	19-May	53.54	1660	236.01	7316	3.21	99.59			60	4	0	0	
00/09-05-002-29W1/0	19-Jun	56.96	1709	216.37	6491	2.79	83.7			48.98	4	0	0	
00/09-05-002-29W1/0	19-Jul	46.1	1429	208.87	6475	1.97	61.09			42.75	5	0	0	
00/09-05-002-29W1/0	19-Aug	43.4	1346	195.9	6073	1.58	49.09			36.48	5	0	0	
00/09-05-002-29W1/0	19-Sep	39.27	1178	158.18	4745	2.3	68.86			58.45	4	0	0	
00/09-05-002-29W1/0	19-Oct	44.63	1384	147.86	4584	1.58	49.09			35.48	3	0	0	
00/09-05-002-29W1/0	19-Nov	40.35	1211	132.65	3979	1.21	36.37			30.05	3	0	0	
00/09-05-002-29W1/0	19-Dec	44.43	1377	152.47	4727	0.69	21.54			15.64	3	0	0	
-----			----		-----		-----		-----					
			17058		69714		2880.97		0					Sum
00/09-08-002-29W1/0	19-Jan	4.38	136	0.06	2	1.78	55.09			405.31	0	0	0	
00/09-08-002-29W1/0	19-Feb	4.12	115	0.1	3	1.21	33.9			293.89	0	0	0	
00/09-08-002-29W1/0	19-Mar	6.19	192	0.34	10	1.07	33.2			173.04	0	0	0	
00/09-08-002-29W1/0	19-Apr	6.01	180	0.34	10	1	30.02			166.52	0	0	0	
00/09-08-002-29W1/0	19-May	6	186	0.34	10	0.31	9.53			51.3	0	0	0	

@name()	Date	Oil Rate (CD) bbl/d	Monthly Oil Prod bbl	Water Rate (CD) bbl/d	Monthly Water Prod bbl	Gas Rate (CD) Mcf/d	Monthly Gas Prod Mcf	Water Inj Rate (CD) bbl/d	INJ WINJ bbl	Gas Oil Ratio cf/bbl	Water Oil Ratio bbl/bbl	Inst. VRR	Cum VRR Since Prod	
00/09-08-002-29W1/0	19-Jun	6.51	195	0.25	8	0.34	10.24			52.44	0	0	0	
00/09-08-002-29W1/0	19-Jul	6.65	206	0.2	6	0.31	9.53			46.23	0	0	0	
00/09-08-002-29W1/0	19-Aug	6.48	201	0.2	6	0.24	7.42			36.91	0	0	0	
00/09-08-002-29W1/0	19-Sep	7.97	239	0.29	9	0.35	10.59			44.33	0	0	0	
00/09-08-002-29W1/0	19-Oct	8.77	272	0.34	10	0.21	6.36			23.39	0	0	0	
00/09-08-002-29W1/0	19-Nov	9.25	277	0.35	11	0.29	8.83			31.83	0	0	0	
00/09-08-002-29W1/0	19-Dec	10.84	336	0.41	13	0.31	9.53			28.37	0	0	0	
-----			----		-----		-----		-----					
			2536		98		224.25		0					Sum
00/09-09-002-29W1/0	19-Feb							96.62	2705.25				0.169	
00/09-09-002-29W1/0	19-Mar							93.49	2898.34				0.184	
00/09-09-002-29W1/0	19-Apr							0	0				0.184	
00/09-09-002-29W1/0	19-May							48.01	1488.17				0.192	
00/09-09-002-29W1/0	19-Jun							48.77	1463.01				0.199	
00/09-09-002-29W1/0	19-Jul							56.69	1757.37				0.209	
00/09-09-002-29W1/0	19-Aug							53	1642.9				0.217	
00/09-09-002-29W1/0	19-Sep							37.45	1123.36				0.223	
00/09-09-002-29W1/0	19-Oct							43.89	1360.49				0.23	
00/09-09-002-29W1/0	19-Nov							46.63	1398.85				0.238	
00/09-09-002-29W1/0	19-Dec							51.39	1593.21				0.246	
-----			----		-----		-----		-----					
			0		0		0		17430.94					Sum
00/09-17-002-29W1/0	19-Jun							7.63	228.95				0.002	
00/09-17-002-29W1/0	19-Jul							58.29	1807.06				0.014	
00/09-17-002-29W1/0	19-Aug							66.92	2074.38				0.027	
00/09-17-002-29W1/0	19-Sep							77.41	2322.2				0.043	
00/09-17-002-29W1/0	19-Oct							71.48	2215.9				0.058	
00/09-17-002-29W1/0	19-Nov							70.88	2126.46				0.072	
00/09-17-002-29W1/0	19-Dec							77.28	2395.79				0.088	
-----			----		-----		-----		-----					
			0		0		0		13170.73					Sum
00/10-08-002-29W1/0	19-Feb							17.07	478.03				3.63	
00/10-08-002-29W1/0	19-Mar							17.08	529.6				3.659	
00/10-08-002-29W1/0	19-Apr							0	0				3.659	
00/10-08-002-29W1/0	19-May							9.86	305.68				3.675	
00/10-08-002-29W1/0	19-Jun							15.49	464.82				3.7	

@name()	Date	Oil Rate (CD) bbl/d	Monthly Oil Prod bbl	Water Rate (CD) bbl/d	Monthly Water Prod bbl	Gas Rate (CD) Mcf/d	Monthly Gas Prod Mcf	Water Inj Rate (CD) bbl/d	INJ WINJ bbl	Gas Oil Ratio cf/bbl	Water Oil Ratio bbl/bbl	Inst. VRR	Cum VRR Since Prod	
00/10-08-002-29W1/0	19-Jul							14.83	459.78				3.725	
00/10-08-002-29W1/0	19-Aug							5.09	157.87				3.733	
00/10-08-002-29W1/0	19-Sep							1.55	46.42				3.735	
00/10-08-002-29W1/0	19-Oct							4.71	146.11				3.743	
00/10-08-002-29W1/0	19-Nov							2.39	71.7				3.747	
00/10-08-002-29W1/0	19-Dec							3.47	107.56				3.753	
-----			----		-----		-----		-----					
			0		0		0		2767.58					Sum
00/10-09-002-29W1/0	19-Feb							111.64	3125.97				48.588	
00/10-09-002-29W1/0	19-Mar							61.5	1906.44				48.667	
00/10-09-002-29W1/0	19-Apr							0	0				48.667	
00/10-09-002-29W1/0	19-May							29.3	908.25				48.705	
00/10-09-002-29W1/0	19-Jun							32.65	979.51				48.746	
00/10-09-002-29W1/0	19-Jul							72.15	2236.72				48.84	
00/10-09-002-29W1/0	19-Aug							79.41	2461.58				48.942	
00/10-09-002-29W1/0	19-Sep							76.91	2307.42				49.039	
00/10-09-002-29W1/0	19-Oct							83.27	2581.34				49.147	
00/10-09-002-29W1/0	19-Nov							95.46	2863.75				49.266	
00/10-09-002-29W1/0	19-Dec							103.32	3202.77				49.4	
-----			----		-----		-----		-----					
			0		0		0		22573.74					Sum
00/10-16-002-29W1/0	19-Feb							11.84	331.47				6.744	
00/10-16-002-29W1/0	19-Mar							12.03	372.92				6.757	
00/10-16-002-29W1/0	19-Apr							0	0				6.757	
00/10-16-002-29W1/0	19-May							1.05	32.52				6.759	
00/10-16-002-29W1/0	19-Jun							9.5	284.93				6.769	
00/10-16-002-29W1/0	19-Jul							7.61	235.87				6.777	
00/10-16-002-29W1/0	19-Aug							0.72	22.27				6.778	
00/10-16-002-29W1/0	19-Sep							0.75	22.39				6.779	
00/10-16-002-29W1/0	19-Oct							4.42	137.05				6.784	
00/10-16-002-29W1/0	19-Nov							4.15	124.54				6.788	
00/10-16-002-29W1/0	19-Dec							7.11	220.52				6.796	
-----			----		-----		-----		-----					
			0		0		0		1784.48					Sum
00/10-17-002-29W1/0	19-Jan	0.37	12	3.33	103	0.18	5.65			490.89	9	0	0.001	
00/10-17-002-29W1/0	19-Feb	0	0	0	0	0	0						0.001	

@name()	Date	Oil Rate (CD) bbl/d	Monthly Oil Prod bbl	Water Rate (CD) bbl/d	Monthly Water Prod bbl	Gas Rate (CD) Mcf/d	Monthly Gas Prod Mcf	Water Inj Rate (CD) bbl/d	INJ WINJ bbl	Gas Oil Ratio cf/bbl	Water Oil Ratio bbl/bbl	Inst. VRR	Cum VRR Since Prod	
00/10-17-002-29W1/0	19-Mar	0	0	0	0	0	0						0.001	
00/10-17-002-29W1/0	19-Apr	0	0	0	0	0	0						0.001	
00/10-17-002-29W1/0	19-Jun							9.6	288.07				0.002	
00/10-17-002-29W1/0	19-Jul							22.24	689.36				0.005	
00/10-17-002-29W1/0	19-Aug							0.63	19.5				0.005	
00/10-17-002-29W1/0	19-Sep							1.5	45.1				0.005	
00/10-17-002-29W1/0	19-Oct							5.44	168.76				0.006	
00/10-17-002-29W1/0	19-Nov							2.61	78.18				0.006	
00/10-17-002-29W1/0	19-Dec							3.14	97.49				0.006	
-----			----		-----		-----		-----					
			12		103		5.65		1386.46					Sum
00/11-09-002-29W1/0	19-Feb							47.2	1321.49				0.445	
00/11-09-002-29W1/0	19-Mar							50.18	1555.47				0.452	
00/11-09-002-29W1/0	19-Apr							0	0				0.452	
00/11-09-002-29W1/0	19-May							22.86	708.74				0.455	
00/11-09-002-29W1/0	19-Jun							33.52	1005.49				0.459	
00/11-09-002-29W1/0	19-Jul							42.05	1303.69				0.465	
00/11-09-002-29W1/0	19-Aug							34.9	1081.91				0.47	
00/11-09-002-29W1/0	19-Sep							29.51	885.35				0.474	
00/11-09-002-29W1/0	19-Oct							31.92	989.39				0.479	
00/11-09-002-29W1/0	19-Nov							35.24	1057.06				0.483	
00/11-09-002-29W1/0	19-Dec							37.24	1154.49				0.488	
-----			----		-----		-----		-----					
			0		0		0		11063.08					Sum
00/11-16-002-29W1/0	19-Feb							34.09	954.48				0.014	
00/11-16-002-29W1/0	19-Mar							32.66	1012.53				0.021	
00/11-16-002-29W1/0	19-Apr							0	0				0.021	
00/11-16-002-29W1/0	19-May							8.04	249.39				0.023	
00/11-16-002-29W1/0	19-Jun							24.97	749.05				0.028	
00/11-16-002-29W1/0	19-Jul							40.9	1267.9				0.036	
00/11-16-002-29W1/0	19-Aug							60.9	1887.89				0.049	
00/11-16-002-29W1/0	19-Sep							63.16	1894.8				0.061	
00/11-16-002-29W1/0	19-Oct							77.96	2416.86				0.078	
00/11-16-002-29W1/0	19-Nov							69.72	2091.49				0.092	
00/11-16-002-29W1/0	19-Dec							107.77	3340.83				0.114	
-----			----		-----		-----		-----					
			0		0		0		15865.22					Sum

@name()	Date	Oil Rate (CD) bbl/d	Monthly Oil Prod bbl	Water Rate (CD) bbl/d	Monthly Water Prod bbl	Gas Rate (CD) Mcf/d	Monthly Gas Prod Mcf	Water Inj Rate (CD) bbl/d	INJ WINJ bbl	Gas Oil Ratio cf/bbl	Water Oil Ratio bbl/bbl	Inst. VRR	Cum VRR Since Prod	
00/11-17-002-29W1/0	19-Jan	0	0	0	0	0	0						0	
00/11-17-002-29W1/0	19-Feb	0	0	0	0	0	0						0	
00/11-17-002-29W1/0	19-Mar	0	0	0	0	0	0						0	
00/11-17-002-29W1/0	19-Apr	0	0	0	0	0	0						0	
-----			----		-----		-----		-----					
	Nov-76		0		0		0		0					Sum
00/12-04-002-29W1/0	19-Feb							0.63	17.61				3.705	
00/12-04-002-29W1/0	19-Mar							0.63	19.5				3.708	
00/12-04-002-29W1/0	19-Apr							0	0				3.708	
00/12-04-002-29W1/0	19-May							0.63	19.5				3.711	
00/12-04-002-29W1/0	19-Jun							0.63	18.87				3.715	
00/12-04-002-29W1/0	19-Jul							0.63	19.5				3.718	
00/12-04-002-29W1/0	19-Aug							0.63	19.5				3.721	
00/12-04-002-29W1/0	19-Sep							0.63	18.87				3.724	
00/12-04-002-29W1/0	19-Oct							0.63	19.5				3.727	
00/12-04-002-29W1/0	19-Nov							2.39	71.7				3.739	
00/12-04-002-29W1/0	19-Dec							3.14	97.49				3.755	
-----			----		-----		-----		-----					
			0		0		0		322.04					Sum
00/12-08-002-29W1/0	19-Feb							0.85	23.9				1.691	
00/12-08-002-29W1/0	19-Mar							6.31	195.61				1.7	
00/12-08-002-29W1/0	19-Apr							0	0				1.7	
00/12-08-002-29W1/0	19-May							0.69	21.39				1.701	
00/12-08-002-29W1/0	19-Jun							1.3	39				1.703	
00/12-08-002-29W1/0	19-Jul							0.63	19.5				1.704	
00/12-08-002-29W1/0	19-Aug							0.63	19.5				1.704	
00/12-08-002-29W1/0	19-Sep							0.63	18.87				1.705	
00/12-08-002-29W1/0	19-Oct							0.63	19.5				1.706	
00/12-08-002-29W1/0	19-Nov							3.87	116.24				1.712	
00/12-08-002-29W1/0	19-Dec							3.26	101.2				1.716	
-----			----		-----		-----		-----					
			0		0		0		574.7					Sum
00/12-17-002-29W1/0	19-Feb							0.63	17.61				0.39	
00/12-17-002-29W1/0	19-Mar							0.63	19.5				0.392	
00/12-17-002-29W1/0	19-Apr							0	0				0.392	

@name()	Date	Oil Rate (CD) bbl/d	Monthly Oil Prod bbl	Water Rate (CD) bbl/d	Monthly Water Prod bbl	Gas Rate (CD) Mcf/d	Monthly Gas Prod Mcf	Water Inj Rate (CD) bbl/d	INJ WINJ bbl	Gas Oil Ratio cf/bbl	Water Oil Ratio bbl/bbl	Inst. VRR	Cum VRR Since Prod	
00/12-17-002-29W1/0	19-May							0.63	19.5				0.393	
00/12-17-002-29W1/0	19-Jun							0.63	18.87				0.394	
00/12-17-002-29W1/0	19-Jul							0.63	19.5				0.395	
00/12-17-002-29W1/0	19-Aug							0.63	19.5				0.397	
00/12-17-002-29W1/0	19-Sep							0.63	18.87				0.398	
00/12-17-002-29W1/0	19-Oct							0.63	19.5				0.399	
00/12-17-002-29W1/0	19-Nov							2.39	71.7				0.404	
00/12-17-002-29W1/0	19-Dec							3.14	97.49				0.41	
-----			----		-----		-----		-----					
			0		0		0		322.04					Sum
00/13-08-002-29W1/0	19-Jan	0	0	0	0	0	0						0	
00/13-08-002-29W1/0	19-Jun							14.31	429.41				0.007	
00/13-08-002-29W1/0	19-Jul							47.92	1485.59				0.031	
00/13-08-002-29W1/0	19-Aug							24.74	766.79				0.043	
00/13-08-002-29W1/0	19-Sep							14.51	435.25				0.05	
00/13-08-002-29W1/0	19-Oct							13.98	433.49				0.057	
00/13-08-002-29W1/0	19-Nov							12.33	369.84				0.063	
00/13-08-002-29W1/0	19-Dec							11.89	368.65				0.069	
-----			----		-----		-----		-----					
			0		0		0		4289.02					Sum
00/13-09-002-29W1/0	19-Feb							309.12	8655.4				4.123	
00/13-09-002-29W1/0	19-Mar							410.54	12726.86				4.19	
00/13-09-002-29W1/0	19-Apr							0	0				4.19	
00/13-09-002-29W1/0	19-May							417.46	12941.34				4.259	
00/13-09-002-29W1/0	19-Jun							523.7	15711.06				4.341	
00/13-09-002-29W1/0	19-Jul							502.36	15573.25				4.424	
00/13-09-002-29W1/0	19-Aug							484.85	15030.37				4.503	
00/13-09-002-29W1/0	19-Sep							453.81	13614.22				4.575	
00/13-09-002-29W1/0	19-Oct							450.51	13965.82				4.648	
00/13-09-002-29W1/0	19-Nov							456.85	13705.36				4.72	
00/13-09-002-29W1/0	19-Dec							452.53	14028.53				4.794	
-----			----		-----		-----		-----					
			0		0		0		135952.2					Sum
00/13-16-002-29W1/0	19-Jan	3.25	101	0.74	23	2.04	63.21			627.74	0	0	0	
00/13-16-002-29W1/0	19-Feb	1.68	47	0.41	11	1.1	30.72			651.29	0	0	0	
00/13-16-002-29W1/0	19-Mar	0	0	0	0	0	0						0	

@name()	Date	Oil Rate (CD) bbl/d	Monthly Oil Prod bbl	Water Rate (CD) bbl/d	Monthly Water Prod bbl	Gas Rate (CD) Mcf/d	Monthly Gas Prod Mcf	Water Inj Rate (CD) bbl/d	INJ WINJ bbl	Gas Oil Ratio cf/bbl	Water Oil Ratio bbl/bbl	Inst. VRR	Cum VRR Since Prod	
00/13-16-002-29W1/0	19-Apr	0	0	0	0	0	0						0	
00/13-16-002-29W1/0	19-Jun							8.66	259.77				0.003	
00/13-16-002-29W1/0	19-Jul							48.61	1507.04				0.02	
00/13-16-002-29W1/0	19-Aug							51.19	1586.92				0.038	
00/13-16-002-29W1/0	19-Sep							26.44	793.14				0.047	
00/13-16-002-29W1/0	19-Oct							18.73	580.55				0.053	
00/13-16-002-29W1/0	19-Nov							26.42	792.45				0.062	
00/13-16-002-29W1/0	19-Dec							38	1178.08				0.075	
-----			----		-----		-----		-----					
			148		34		93.94		6697.95					Sum
00/14-04-002-29W1/0	19-Feb							0.63	17.61				1.404	
00/14-04-002-29W1/0	19-Mar							15.2	471.11				1.411	
00/14-04-002-29W1/0	19-Apr							0	0				1.411	
00/14-04-002-29W1/0	19-May							2.94	91.2				1.412	
00/14-04-002-29W1/0	19-Jun							7.51	225.18				1.416	
00/14-04-002-29W1/0	19-Jul							3.81	118.25				1.417	
00/14-04-002-29W1/0	19-Aug							0.63	19.5				1.418	
00/14-04-002-29W1/0	19-Sep							0.63	18.87				1.418	
00/14-04-002-29W1/0	19-Oct							1.87	57.87				1.419	
00/14-04-002-29W1/0	19-Nov							11.47	344.05				1.424	
00/14-04-002-29W1/0	19-Dec							10.23	317.01				1.428	
-----			----		-----		-----		-----					
			0		0		0		1680.64					Sum
00/14-08-002-29W1/0	19-Feb							0.63	17.61				2.004	
00/14-08-002-29W1/0	19-Mar							0.63	19.5				2.006	
00/14-08-002-29W1/0	19-Apr							0	0				2.006	
00/14-08-002-29W1/0	19-May							0.63	19.5				2.007	
00/14-08-002-29W1/0	19-Jun							0.63	18.87				2.008	
00/14-08-002-29W1/0	19-Jul							0.63	19.5				2.01	
00/14-08-002-29W1/0	19-Aug							2.56	79.25				2.015	
00/14-08-002-29W1/0	19-Sep							0.63	18.87				2.016	
00/14-08-002-29W1/0	19-Oct							0.63	19.5				2.017	
00/14-08-002-29W1/0	19-Nov							2.39	71.7				2.022	
00/14-08-002-29W1/0	19-Dec							3.14	97.49				2.029	
-----			----		-----		-----		-----					
			0		0		0		381.79					Sum

@name()	Date	Oil Rate (CD) bbl/d	Monthly Oil Prod bbl	Water Rate (CD) bbl/d	Monthly Water Prod bbl	Gas Rate (CD) Mcf/d	Monthly Gas Prod Mcf	Water Inj Rate (CD) bbl/d	INJ WINJ bbl	Gas Oil Ratio cf/bbl	Water Oil Ratio bbl/bbl	Inst. VRR	Cum VRR Since Prod	
00/14-09-002-29W1/0	19-Feb							195.12	5463.33				2.136	
00/14-09-002-29W1/0	19-Mar							290.18	8995.68				2.151	
00/14-09-002-29W1/0	19-Apr							0	0				2.151	
00/14-09-002-29W1/0	19-May							410.6	12728.68				2.171	
00/14-09-002-29W1/0	19-Jun							379.53	11385.81				2.189	
00/14-09-002-29W1/0	19-Jul							353.06	10944.89				2.207	
00/14-09-002-29W1/0	19-Aug							337.09	10449.88				2.224	
00/14-09-002-29W1/0	19-Sep							321.47	9644.16				2.239	
00/14-09-002-29W1/0	19-Oct							338.19	10483.85				2.256	
00/14-09-002-29W1/0	19-Nov							331.91	9957.39				2.272	
00/14-09-002-29W1/0	19-Dec							319.16	9893.87				2.288	
-----			----		-----		-----		-----					
			0		0		0		99947.54					Sum
00/14-16-002-29W1/0	19-Jan	0	0	0	0	0	0						0	
00/14-16-002-29W1/0	19-Jun							10.17	305.06				0.001	
00/14-16-002-29W1/0	19-Jul							55.35	1715.86				0.009	
00/14-16-002-29W1/0	19-Aug							63	1952.98				0.018	
00/14-16-002-29W1/0	19-Sep							91.14	2734.18				0.03	
00/14-16-002-29W1/0	19-Oct							72.03	2232.88				0.04	
00/14-16-002-29W1/0	19-Nov							64.2	1925.94				0.048	
00/14-16-002-29W1/0	19-Dec							64.87	2010.85				0.057	
-----			----		-----		-----		-----					
			0		0		0		12877.75					Sum
00/15-04-002-29W1/0	19-Feb							56.91	1593.4				0.042	
00/15-04-002-29W1/0	19-Mar							66.53	2062.43				0.074	
00/15-04-002-29W1/0	19-Apr							0	0				0.074	
00/15-04-002-29W1/0	19-May							32.5	1007.63				0.09	
00/15-04-002-29W1/0	19-Jun							36.71	1101.35				0.107	
00/15-04-002-29W1/0	19-Jul							44.62	1383.32				0.129	
00/15-04-002-29W1/0	19-Aug							34.27	1062.35				0.146	
00/15-04-002-29W1/0	19-Sep							32.16	964.86				0.161	
00/15-04-002-29W1/0	19-Oct							31.43	974.29				0.177	
00/15-04-002-29W1/0	19-Nov							33.15	994.42				0.192	
00/15-04-002-29W1/0	19-Dec							31.61	979.95				0.208	
-----			----		-----		-----		-----					
			0		0		0		12123.98					Sum

@name()	Date	Oil Rate (CD) bbl/d	Monthly Oil Prod bbl	Water Rate (CD) bbl/d	Monthly Water Prod bbl	Gas Rate (CD) Mcf/d	Monthly Gas Prod Mcf	Water Inj Rate (CD) bbl/d	INJ WINJ bbl	Gas Oil Ratio cf/bbl	Water Oil Ratio bbl/bbl	Inst. VRR	Cum VRR Since Prod	
00/15-08-002-29W1/0	19-Jan	1.59	49	1.32	41	4.08	126.43			2567.08	1	0	0	
00/15-08-002-29W1/0	19-Feb	1.33	37	1.27	36	2.84	79.46			2130.32	1	0	0	
00/15-08-002-29W1/0	19-Mar	0.2	6	0.19	6	0.13	3.88			611.49	1	0	0	
00/15-08-002-29W1/0	19-Apr	0	0	0	0	0	0	0	0				0	
00/15-08-002-29W1/0	19-Jun							14.4	432.11				0.005	
00/15-08-002-29W1/0	19-Jul							60.5	1875.62				0.026	
00/15-08-002-29W1/0	19-Aug							61.23	1898.26				0.047	
00/15-08-002-29W1/0	19-Sep							63.09	1892.6				0.068	
00/15-08-002-29W1/0	19-Oct							59.08	1831.59				0.089	
00/15-08-002-29W1/0	19-Nov							53.86	1615.85				0.107	
00/15-08-002-29W1/0	19-Dec							45.16	1400.11				0.123	
-----			----		-----		-----		-----					
			93		82		209.77		10946.15					Sum
00/15-09-002-29W1/0	19-Feb							33	923.97				0.341	
00/15-09-002-29W1/0	19-Mar							34.53	1070.53				0.348	
00/15-09-002-29W1/0	19-Apr							0	0				0.348	
00/15-09-002-29W1/0	19-May							24.08	746.6				0.353	
00/15-09-002-29W1/0	19-Jun							25.15	754.53				0.357	
00/15-09-002-29W1/0	19-Jul							30.85	956.43				0.364	
00/15-09-002-29W1/0	19-Aug							29.05	900.7				0.369	
00/15-09-002-29W1/0	19-Sep							25.82	774.72				0.374	
00/15-09-002-29W1/0	19-Oct							27.46	851.2				0.38	
00/15-09-002-29W1/0	19-Nov							29.05	871.52				0.386	
00/15-09-002-29W1/0	19-Dec							29.68	920.01				0.392	
-----			----		-----		-----		-----					
			0		0		0		8770.19					Sum
00/15-16-002-29W1/0	19-Feb							24.91	697.54				0.017	
00/15-16-002-29W1/0	19-Mar							63.16	1958.02				0.035	
00/15-16-002-29W1/0	19-Apr							0	0				0.035	
00/15-16-002-29W1/0	19-May							0.63	19.5				0.035	
00/15-16-002-29W1/0	19-Jun							15.91	477.27				0.039	
00/15-16-002-29W1/0	19-Jul							42.86	1328.66				0.051	
00/15-16-002-29W1/0	19-Aug							59.08	1831.47				0.068	
00/15-16-002-29W1/0	19-Sep							50.51	1515.28				0.081	
00/15-16-002-29W1/0	19-Oct							50.3	1559.31				0.095	
00/15-16-002-29W1/0	19-Nov							50.28	1508.48				0.109	
00/15-16-002-29W1/0	19-Dec							45.94	1424.2				0.121	

@name()	Date	Oil Rate (CD) bbl/d	Monthly Oil Prod bbl	Water Rate (CD) bbl/d	Monthly Water Prod bbl	Gas Rate (CD) Mcf/d	Monthly Gas Prod Mcf	Water Inj Rate (CD) bbl/d	INJ WINJ bbl	Gas Oil Ratio cf/bbl	Water Oil Ratio bbl/bbl	Inst. VRR	Cum VRR Since Prod	
-----			----		-----		-----		-----					
			0		0		0		12319.72					Sum
00/16-04-002-29W1/0	19-Feb							0.63	17.61				1.708	
00/16-04-002-29W1/0	19-Mar							0.63	19.5				1.709	
00/16-04-002-29W1/0	19-Apr							0	0				1.709	
00/16-04-002-29W1/0	19-May							0.26	8.18				1.709	
-----			----		-----		-----		-----					
			0		0		0		45.29					Sum
00/16-05-002-29W1/0	19-Feb							34.95	978.69				1.836	
00/16-05-002-29W1/0	19-Mar							41.47	1285.64				1.844	
00/16-05-002-29W1/0	19-Apr							0	0				1.844	
00/16-05-002-29W1/0	19-May							23.17	718.3				1.848	
00/16-05-002-29W1/0	19-Jun							32.92	987.5				1.854	
00/16-05-002-29W1/0	19-Jul							39.61	1227.77				1.861	
00/16-05-002-29W1/0	19-Aug							31.61	979.95				1.867	
00/16-05-002-29W1/0	19-Sep							32.77	983.1				1.873	
00/16-05-002-29W1/0	19-Oct							32.54	1008.88				1.879	
00/16-05-002-29W1/0	19-Nov							34.32	1029.64				1.885	
00/16-05-002-29W1/0	19-Dec							36.16	1120.84				1.891	
-----			----		-----		-----		-----					
			0		0		0		10320.31					Sum
00/16-18-002-29W1/0	19-Feb							0.63	17.61				8.124	
00/16-18-002-29W1/0	19-Mar							0.63	19.5				8.183	
00/16-18-002-29W1/0	19-Apr							0	0				8.183	
00/16-18-002-29W1/0	19-May							0.63	19.5				8.241	
00/16-18-002-29W1/0	19-Jun							0.63	18.87				8.297	
00/16-18-002-29W1/0	19-Jul							0.63	19.5				8.355	
00/16-18-002-29W1/0	19-Aug							0.63	19.5				8.413	
00/16-18-002-29W1/0	19-Sep							0.63	18.87				8.47	
00/16-18-002-29W1/0	19-Oct							0.63	19.5				8.528	
00/16-18-002-29W1/0	19-Nov							2.39	71.7				8.742	
00/16-18-002-29W1/0	19-Dec							3.14	97.49				9.033	
-----			----		-----		-----		-----					
			0		0		0		322.04					Sum
02/01-08-002-29W1/0	19-Jan	35.31	1095	19.43	602	33.82	1048.49			957.75	1	0	0	

@name()	Date	Oil Rate (CD) bbl/d	Monthly Oil Prod bbl	Water Rate (CD) bbl/d	Monthly Water Prod bbl	Gas Rate (CD) Mcf/d	Monthly Gas Prod Mcf	Water Inj Rate (CD) bbl/d	INJ WINJ bbl	Gas Oil Ratio cf/bbl	Water Oil Ratio bbl/bbl	Inst. VRR	Cum VRR Since Prod	
02/01-08-002-29W1/0	19-Feb	39.44	1104	18.7	524	30.23	846.49			766.58	0	0	0	
02/01-08-002-29W1/0	19-Mar	37.67	1168	22.3	691	9.01	279.34			239.2	1	0	0	
02/01-08-002-29W1/0	19-Apr	29.12	874	21.38	641	7.06	211.89			242.55	1	0	0	
02/01-08-002-29W1/0	19-May	20.8	645	16.46	510	2.2	68.16			105.69	1	0	0	
02/01-08-002-29W1/0	19-Jun	15.41	462	12.65	380	1.84	55.09			119.2	1	0	0	
02/01-08-002-29W1/0	19-Jul	16.09	499	13.61	422	1.53	47.32			94.85	1	0	0	
02/01-08-002-29W1/0	19-Aug	20.84	646	16.88	523	1.21	37.43			57.96	1	0	0	
02/01-08-002-29W1/0	19-Sep	20.38	611	14.74	442	1.28	38.49			62.97	1	0	0	
02/01-08-002-29W1/0	19-Oct	16.99	527	13.73	426	0.4	12.36			23.46	1	0	0	
02/01-08-002-29W1/0	19-Nov	14.67	440	14	420	0.35	10.59			24.07	1	0	0	
02/01-08-002-29W1/0	19-Dec	15.96	495	14.21	441	0.39	12.01			24.27	1	0	0	
-----			----		-----		-----		-----					
			8565		6022		2667.67		0					Sum
02/01-09-002-29W1/0	19-Feb							72.48	2029.47				0.047	
02/01-09-002-29W1/0	19-Mar							34.71	1075.87				0.065	
02/01-09-002-29W1/0	19-Apr							0	0				0.065	
02/01-09-002-29W1/0	19-May							11.65	361.29				0.071	
02/01-09-002-29W1/0	19-Jun							35.1	1052.98				0.089	
02/01-09-002-29W1/0	19-Jul							59.97	1859.14				0.12	
02/01-09-002-29W1/0	19-Aug							8.36	259.14				0.125	
02/01-09-002-29W1/0	19-Sep							55.2	1655.98				0.153	
02/01-09-002-29W1/0	19-Oct							54.95	1703.47				0.182	
02/01-09-002-29W1/0	19-Nov							74.69	2240.81				0.22	
02/01-09-002-29W1/0	19-Dec							62.59	1940.41				0.253	
-----			----		-----		-----		-----					
			0		0		0		14178.54					Sum
02/01-16-002-29W1/0	19-Jan	6.8	211	35.04	1086	3.52	109.12			517.57	5	0	0	
02/01-16-002-29W1/0	19-Feb	4.87	136	29.12	815	0.13	3.53			25.87	6	0	0	
02/01-16-002-29W1/0	19-Mar	6.38	198	34.45	1068	0.33	10.24			51.79	5	0	0	
02/01-16-002-29W1/0	19-Apr	1.13	34	6.85	205	0.08	2.47			72.92	6	0	0	
02/01-16-002-29W1/0	19-May	5.43	168	33.57	1041	0.31	9.53			56.67	6	0	0	
02/01-16-002-29W1/0	19-Jun	5.6	168	33.22	997	0.33	9.89			58.84	6	0	0	
02/01-16-002-29W1/0	19-Jul	3.38	105	21.03	652	0.3	9.18			87.68	6	0	0	
02/01-16-002-29W1/0	19-Aug	2.45	76	15.32	475	0.24	7.42			97.52	6	0	0	
02/01-16-002-29W1/0	19-Sep	3.63	109	20.73	622	0.15	4.59			42.12	6	0	0	
02/01-16-002-29W1/0	19-Oct	4.28	133	23.93	742	0	0			0	6	0	0	
02/01-16-002-29W1/0	19-Nov	4.66	140	21.79	654	0.16	4.94			35.34	5	0	0	

@name()	Date	Oil Rate (CD) bbl/d	Monthly Oil Prod bbl	Water Rate (CD) bbl/d	Monthly Water Prod bbl	Gas Rate (CD) Mcf/d	Monthly Gas Prod Mcf	Water Inj Rate (CD) bbl/d	INJ WINJ bbl	Gas Oil Ratio cf/bbl	Water Oil Ratio bbl/bbl	Inst. VRR	Cum VRR Since Prod	
02/01-16-002-29W1/0	19-Dec	5.15	160	20.61	639	0.33	10.24			64.15	4	0	0	
-----			----		-----		-----		-----					
			1637		8996		181.16		0					Sum
02/01-18-002-29W1/0	19-Apr	190.61	5718	145.7	4371	0	0			0	1	0	0	
02/01-18-002-29W1/0	19-May	170.41	5283	136.52	4232	1.36	42.02			7.96	1	0	0	
02/01-18-002-29W1/0	19-Jun	122.88	3687	114.12	3424	2.87	86.17			23.37	1	0	0	
02/01-18-002-29W1/0	19-Jul	79.75	2472	84.36	2615	1.72	53.33			21.57	1	0	0	
02/01-18-002-29W1/0	19-Aug	48.34	1498	51.92	1609	1.3	40.26			26.87	1	0	0	
02/01-18-002-29W1/0	19-Sep	27.1	813	63.03	1891	1.4	42.02			51.68	2	0	0	
02/01-18-002-29W1/0	19-Oct	31.95	990	63.17	1958	1.03	31.78			32.09	2	0	0	
02/01-18-002-29W1/0	19-Nov	31.92	957	61	1830	0.71	21.19			22.13	2	0	0	
02/01-18-002-29W1/0	19-Dec	31.16	966	63.3	1962	0.81	25.07			25.96	2	0	0	
-----			----		-----		-----		-----					
			22385		23893		341.85		0					Sum
02/02-08-002-29W1/0	19-Jan	28.2	874	40.49	1255	6.08	188.58			215.71	1	0	0	
02/02-08-002-29W1/0	19-Feb	13.86	388	34.71	972	15.15	424.13			1092.89	3	0	0	
02/02-08-002-29W1/0	19-Mar	14.08	436	38.66	1198	6.33	196.35			449.94	3	0	0	
02/02-08-002-29W1/0	19-Apr	13.48	404	43.6	1308	4.28	128.55			317.84	3	0	0	
02/02-08-002-29W1/0	19-May	13.45	417	43.64	1353	0.35	10.95			26.26	3	0	0	
02/02-08-002-29W1/0	19-Jun	11.07	332	43.31	1299	1.01	30.37			91.47	4	0	0	
02/02-08-002-29W1/0	19-Jul	10.93	339	43.9	1361	0.89	27.55			81.3	4	0	0	
02/02-08-002-29W1/0	19-Aug	9.31	289	38.45	1192	0.72	22.25			77.06	4	0	0	
02/02-08-002-29W1/0	19-Sep	9.09	273	33.79	1014	0.79	23.66			86.74	4	0	0	
02/02-08-002-29W1/0	19-Oct	9.36	290	34.21	1060	0.42	13.07			45.01	4	0	0	
02/02-08-002-29W1/0	19-Nov	6.83	205	28.85	865	0.61	18.36			89.64	4	0	0	
02/02-08-002-29W1/0	19-Dec	6.07	188	27.45	851	0.8	24.72			131.45	5	0	0	
-----			----		-----		-----		-----					
			4436		13729		1108.53		0					Sum
02/02-17-002-29W1/0	19-Jan	152.97	4742	67.6	2096	14.11	437.55			92.27	0	0	0	
02/02-17-002-29W1/0	19-Feb	173.19	4849	87.35	2446	13.17	368.69			76.03	1	0	0	
02/02-17-002-29W1/0	19-Mar	183.81	5698	79.46	2463	5.45	168.8			29.62	0	0	0	
02/02-17-002-29W1/0	19-Apr	191.71	5751	81.24	2437	7.38	221.42			38.5	0	0	0	
02/02-17-002-29W1/0	19-May	170.97	5300	83.76	2596	3.78	117.24			22.12	0	0	0	
02/02-17-002-29W1/0	19-Jun	161.26	4838	69.7	2091	3.01	90.41			18.69	0	0	0	
02/02-17-002-29W1/0	19-Jul	157.82	4892	65.47	2030	1.95	60.39			12.34	0	0	0	
02/02-17-002-29W1/0	19-Aug	150.67	4671	58.48	1813	3.29	102.06			21.85	0	0	0	

@name()	Date	Oil Rate (CD) bbl/d	Monthly Oil Prod bbl	Water Rate (CD) bbl/d	Monthly Water Prod bbl	Gas Rate (CD) Mcf/d	Monthly Gas Prod Mcf	Water Inj Rate (CD) bbl/d	INJ WINJ bbl	Gas Oil Ratio cf/bbl	Water Oil Ratio bbl/bbl	Inst. VRR	Cum VRR Since Prod	
02/02-17-002-29W1/0	19-Sep	148.68	4460	47.15	1414	3.41	102.41			22.96	0	0	0	
02/02-17-002-29W1/0	19-Oct	132.36	4103	56.96	1766	1.97	61.09			14.89	0	0	0	
02/02-17-002-29W1/0	19-Nov	137.29	4119	45.02	1351	1.92	57.56			13.98	0	0	0	
02/02-17-002-29W1/0	19-Dec	145.29	4504	40.74	1263	2.68	82.99			18.43	0	0	0	
-----			----		-----		-----		-----					
			57928		23766		1870.62		0					Sum
02/03-08-002-29W1/0	19-Feb							106.61	2985.14				0.061	
02/03-08-002-29W1/0	19-Mar							115.51	3580.79				0.074	
02/03-08-002-29W1/0	19-Apr							0	0				0.074	
02/03-08-002-29W1/0	19-May							28.3	877.43				0.078	
02/03-08-002-29W1/0	19-Jun							57.61	1728.44				0.084	
02/03-08-002-29W1/0	19-Jul							182.32	5652.02				0.106	
02/03-08-002-29W1/0	19-Aug							178.49	5533.14				0.127	
02/03-08-002-29W1/0	19-Sep							211.92	6357.74				0.151	
02/03-08-002-29W1/0	19-Oct							154.61	4792.83				0.17	
02/03-08-002-29W1/0	19-Nov							213.06	6391.7				0.194	
02/03-08-002-29W1/0	19-Dec							216.21	6702.42				0.219	
-----			----		-----		-----		-----					
			0		0		0		44601.65					Sum
02/05-09-002-29W1/0	19-Jan	3.66	114	0.05	2	1.58	49.09			432.37	0	0	0	
02/05-09-002-29W1/0	19-Feb	2.22	62	0	0	1.59	44.5			716.03	0	0	0	
02/05-09-002-29W1/0	19-Mar	5.13	159	0.05	2	0.91	28.25			177.82	0	0	0	
02/05-09-002-29W1/0	19-Apr	5.76	173	0.06	2	0.97	28.96			167.72	0	0	0	
02/05-09-002-29W1/0	19-May	5.56	172	0.06	2	0.31	9.53			55.31	0	0	0	
02/05-09-002-29W1/0	19-Jun	5.4	162	0.06	2	0.34	10.24			63.26	0	0	0	
02/05-09-002-29W1/0	19-Jul	8.14	252	0.06	2	0	0			0	0	0	0	
02/05-09-002-29W1/0	19-Aug	7.93	246	0.06	2	0	0			0	0	0	0	
02/05-09-002-29W1/0	19-Sep	6.23	187	0.13	4	0	0			0	0	0	0	
02/05-09-002-29W1/0	19-Oct	5.08	157	0.18	6	0	0			0	0	0	0	
02/05-09-002-29W1/0	19-Nov	5.17	155	0.18	5	0	0			0	0	0	0	
02/05-09-002-29W1/0	19-Dec	6.24	193	0.22	7	0	0			0	0	0	0	
-----			----		-----		-----		-----					
			2032		35		170.57		0					Sum
02/06-08-002-29W1/0	19-Jan	0	0	0	0	0	0						0	
-----			----		-----		-----		-----					
	19-Jan		0		0		0		0					Sum

@name()	Date	Oil Rate (CD) bbl/d	Monthly Oil Prod bbl	Water Rate (CD) bbl/d	Monthly Water Prod bbl	Gas Rate (CD) Mcf/d	Monthly Gas Prod Mcf	Water Inj Rate (CD) bbl/d	INJ WINJ bbl	Gas Oil Ratio cf/bbl	Water Oil Ratio bbl/bbl	Inst. VRR	Cum VRR Since Prod	
02/08-09-002-29W1/0	19-Feb							0.63	17.61				2.008	
02/08-09-002-29W1/0	19-Mar							2.67	82.71				2.018	
02/08-09-002-29W1/0	19-Apr							0	0				2.018	
02/08-09-002-29W1/0	19-May							0.63	19.5				2.02	
02/08-09-002-29W1/0	19-Jun							2.93	87.99				2.03	
02/08-09-002-29W1/0	19-Jul							0.67	20.76				2.033	
02/08-09-002-29W1/0	19-Aug							0.63	19.5				2.035	
02/08-09-002-29W1/0	19-Sep							0.63	18.87				2.038	
02/08-09-002-29W1/0	19-Oct							0.63	19.5				2.04	
02/08-09-002-29W1/0	19-Nov							3.88	116.36				2.054	
02/08-09-002-29W1/0	19-Dec							3.14	97.49				2.066	
-----			----		-----		-----		-----					
			0		0		0		500.29					Sum
02/08-16-002-29W1/0	19-Feb							39.17	1096.82				0.546	
02/08-16-002-29W1/0	19-Mar							35.76	1108.64				0.58	
02/08-16-002-29W1/0	19-Apr							0	0				0.58	
02/08-16-002-29W1/0	19-May							8.03	249.01				0.588	
02/08-16-002-29W1/0	19-Jun							4.44	133.34				0.592	
02/08-16-002-29W1/0	19-Jul							30.65	950.14				0.621	
02/08-16-002-29W1/0	19-Aug							27.27	845.22				0.648	
02/08-16-002-29W1/0	19-Sep							20.93	628.04				0.667	
02/08-16-002-29W1/0	19-Oct							22.26	690.12				0.689	
02/08-16-002-29W1/0	19-Nov							25.08	752.39				0.712	
02/08-16-002-29W1/0	19-Dec							25.1	778.24				0.736	
-----			----		-----		-----		-----					
			0		0		0		7231.96					Sum
02/09-05-002-29W1/0	19-Jan	34.66	1075	253.14	7847	18.26	566.09			526.79	7	0	0	
02/09-05-002-29W1/0	19-Feb	24.02	673	275.26	7707	16.98	475.34			706.75	11	0	0	
02/09-05-002-29W1/0	19-Mar	24.7	766	287.33	8907	5.8	179.75			234.73	12	0	0	
02/09-05-002-29W1/0	19-Apr	33.99	1020	345.26	10358	6.09	182.58			179.03	10	0	0	
02/09-05-002-29W1/0	19-May	20.82	645	326.29	10115	1.67	51.91			80.44	16	0	0	
02/09-05-002-29W1/0	19-Jun	48.49	1455	454.42	13633	5.38	161.39			110.94	9	0	0	
02/09-05-002-29W1/0	19-Jul	33.8	1048	478.37	14829	3.6	111.59			106.5	14	0	0	
02/09-05-002-29W1/0	19-Aug	34.56	1071	416.49	12911	1.77	54.74			51.09	12	0	0	
02/09-05-002-29W1/0	19-Sep	37.57	1127	345.98	10379	1.73	51.91			46.06	9	0	0	
02/09-05-002-29W1/0	19-Oct	30.53	947	307.43	9530	1.09	33.9			35.82	10	0	0	

@name()	Date	Oil Rate (CD) bbl/d	Monthly Oil Prod bbl	Water Rate (CD) bbl/d	Monthly Water Prod bbl	Gas Rate (CD) Mcf/d	Monthly Gas Prod Mcf	Water Inj Rate (CD) bbl/d	INJ WINJ bbl	Gas Oil Ratio cf/bbl	Water Oil Ratio bbl/bbl	Inst. VRR	Cum VRR Since Prod	
02/09-05-002-29W1/0	19-Nov	52.47	1574	361.41	10842	1.31	39.2			24.9	7	0	0	
02/09-05-002-29W1/0	19-Dec	55.15	1710	381.74	11834	1	31.08			18.18	7	0	0	
-----			----		-----		-----		-----					
			13110		128893		1939.48		0					Sum
02/09-09-002-29W1/0	19-Feb							28.01	784.34				0.504	
02/09-09-002-29W1/0	19-Mar							26.15	810.76				0.525	
02/09-09-002-29W1/0	19-Apr							0	0				0.525	
02/09-09-002-29W1/0	19-May							14.79	458.53				0.537	
02/09-09-002-29W1/0	19-Jun							17.26	517.65				0.55	
02/09-09-002-29W1/0	19-Jul							18.34	568.6				0.565	
02/09-09-002-29W1/0	19-Aug							18.04	559.16				0.579	
02/09-09-002-29W1/0	19-Sep							19.08	572.37				0.594	
02/09-09-002-29W1/0	19-Oct							15.08	467.33				0.606	
02/09-09-002-29W1/0	19-Nov							16.02	480.54				0.619	
02/09-09-002-29W1/0	19-Dec							15.97	495.01				0.631	
-----			----		-----		-----		-----					
			0		0		0		5714.29					Sum
02/10-16-002-29W1/0	19-Feb							19.31	540.61				17.762	
02/10-16-002-29W1/0	19-Mar							20.46	634.14				17.858	
02/10-16-002-29W1/0	19-Apr							0	0				17.858	
02/10-16-002-29W1/0	19-May							5.42	167.94				17.883	
02/10-16-002-29W1/0	19-Jun							15.04	451.23				17.952	
02/10-16-002-29W1/0	19-Jul							16.95	525.45				18.032	
02/10-16-002-29W1/0	19-Aug							16.01	496.33				18.107	
02/10-16-002-29W1/0	19-Sep							12.33	369.97				18.163	
02/10-16-002-29W1/0	19-Oct							7.81	242.09				18.2	
02/10-16-002-29W1/0	19-Nov							17.18	515.39				18.278	
02/10-16-002-29W1/0	19-Dec							17.68	548.03				18.361	
-----			----		-----		-----		-----					
			0		0		0		4491.17					Sum
02/10-17-002-29W1/0	19-Jan	10.7	332	13.72	425	2.47	76.63			231.1	1	0	0	
02/10-17-002-29W1/0	19-Feb	10.12	283	14.82	415	1.39	38.85			137.06	1	0	0	
02/10-17-002-29W1/0	19-Mar	10.95	339	15.22	472	0.6	18.72			55.14	1	0	0	
02/10-17-002-29W1/0	19-Apr	12.66	380	18.81	564	0.66	19.78			52.08	1	0	0	
02/10-17-002-29W1/0	19-May	11.46	355	18.3	567	0.31	9.53			26.84	2	0	0	
02/10-17-002-29W1/0	19-Jun	11.59	348	18.09	543	0.35	10.59			30.48	2	0	0	

@name()	Date	Oil Rate (CD) bbl/d	Monthly Oil Prod bbl	Water Rate (CD) bbl/d	Monthly Water Prod bbl	Gas Rate (CD) Mcf/d	Monthly Gas Prod Mcf	Water Inj Rate (CD) bbl/d	INJ WINJ bbl	Gas Oil Ratio cf/bbl	Water Oil Ratio bbl/bbl	Inst. VRR	Cum VRR Since Prod	
02/10-17-002-29W1/0	19-Jul	11.49	356	18.42	571	0.31	9.53			26.77	2	0	0	
02/10-17-002-29W1/0	19-Aug	11.21	348	17.33	537	0.24	7.42			21.34	2	0	0	
02/10-17-002-29W1/0	19-Sep	20.35	610	28.31	849	0.35	10.59			17.36	1	0	0	
02/10-17-002-29W1/0	19-Oct	21.14	655	28.96	898	0.33	10.24			15.62	1	0	0	
02/10-17-002-29W1/0	19-Nov	21.38	641	28.85	866	0.31	9.18			14.32	1	0	0	
02/10-17-002-29W1/0	19-Dec	17.93	556	52.36	1623	0.32	9.89			17.79	3	0	0	
-----			----		-----		-----		-----					
			5204		8330		230.96		0					Sum
02/11-08-002-29W1/0	19-Jan	0.13	4	0.57	18	3.27	101.35			25990.1	5	0	0	
02/11-08-002-29W1/0	19-Feb	0.1	3	0.46	13	2.94	82.28			28439.1	4	0	0	
02/11-08-002-29W1/0	19-Mar	0.09	3	0.39	12	1.01	31.43			11356.78	4	0	0	
02/11-08-002-29W1/0	19-Apr	0.06	2	0.41	12	1	30.02			15907.99	7	0	0	
02/11-08-002-29W1/0	19-May	0.06	2	0.41	13	0.31	9.53			4890.12	6	0	0	
02/11-08-002-29W1/0	19-Jun	0.06	2	0.49	15	0.47	14.13			7486.12	8	0	0	
02/11-08-002-29W1/0	19-Jul	0.06	2	0.62	19	0.32	9.89			5071.24	10	0	0	
02/11-08-002-29W1/0	19-Aug	0.06	2	0.58	18	0.25	7.77			3984.55	9	0	0	
02/11-08-002-29W1/0	19-Sep	0.06	2	0.4	12	0.35	10.59			5614.59	6	0	0	
02/11-08-002-29W1/0	19-Oct	0.06	2	0.35	11	0.21	6.36			3260.08	6	0	0	
02/11-08-002-29W1/0	19-Nov	0.06	2	0.35	11	0.29	8.83			4840.16	6	0	0	
02/11-08-002-29W1/0	19-Dec	0.01	0	0.12	4	0.34	10.59			33687.52	12	0	0	
-----			----		-----		-----		-----					
			25		157		322.78		0					Sum
02/12-04-002-29W1/0	19-Jan	71.86	2228	211.06	6543	24.49	759.27			340.83	3	0	0	
02/12-04-002-29W1/0	19-Feb	66.9	1873	214.27	6000	15.15	424.13			226.42	3	0	0	
02/12-04-002-29W1/0	19-Mar	80.63	2499	215.83	6691	7.61	235.9			94.38	3	0	0	
02/12-04-002-29W1/0	19-Apr	99.33	2980	229.76	6893	10.81	324.19			108.8	2	0	0	
02/12-04-002-29W1/0	19-May	94.29	2923	214.54	6651	4.83	149.73			51.23	2	0	0	
02/12-04-002-29W1/0	19-Jun	96.36	2891	216.72	6502	5.27	158.21			54.73	2	0	0	
02/12-04-002-29W1/0	19-Jul	69.09	2142	163.63	5072	3.06	95			44.35	2	0	0	
02/12-04-002-29W1/0	19-Aug	72.87	2259	173.98	5393	2.84	87.93			38.93	2	0	0	
02/12-04-002-29W1/0	19-Sep	69.89	2097	153.84	4615	2.85	85.46			40.76	2	0	0	
02/12-04-002-29W1/0	19-Oct	53.95	1673	133.31	4133	1.54	47.67			28.5	2	0	0	
02/12-04-002-29W1/0	19-Nov	45.13	1354	117.12	3514	1.01	30.37			22.43	3	0	0	
02/12-04-002-29W1/0	19-Dec	40.81	1265	105.12	3259	0.91	28.25			22.33	3	0	0	
-----			----		-----		-----		-----					
			26183		65264		2426.12		0					Sum

@name()	Date	Oil Rate (CD) bbl/d	Monthly Oil Prod bbl	Water Rate (CD) bbl/d	Monthly Water Prod bbl	Gas Rate (CD) Mcf/d	Monthly Gas Prod Mcf	Water Inj Rate (CD) bbl/d	INJ WINJ bbl	Gas Oil Ratio cf/bbl	Water Oil Ratio bbl/bbl	Inst. VRR	Cum VRR Since Prod	
02/12-08-002-29W1/0	19-Apr	172.37	5171	87.43	2623	0	0			0	1	0	0	
02/12-08-002-29W1/0	19-May	111.95	3471	88.81	2753	0	0			0	1	0	0	
02/12-08-002-29W1/0	19-Jun	57.6	1728	34.5	1035	2.05	61.45			35.56	1	0	0	
02/12-08-002-29W1/0	19-Jul	77.82	2412	26.92	835	1.79	55.44			22.98	0	0	0	
02/12-08-002-29W1/0	19-Aug	71.49	2216	10.13	314	1.53	47.32			21.35	0	0	0	
02/12-08-002-29W1/0	19-Sep	61.24	1837	9.71	291	1.61	48.38			26.34	0	0	0	
02/12-08-002-29W1/0	19-Oct	61.15	1896	13.94	432	1.03	31.78			16.77	0	0	0	
02/12-08-002-29W1/0	19-Nov	53.25	1597	12.48	374	0.88	26.49			16.58	0	0	0	
02/12-08-002-29W1/0	19-Dec	51.51	1597	11.4	353	0.79	24.37			15.26	0	0	0	
-----			----		-----		-----		-----					
			21925		9011		295.23		0					Sum
02/12-09-002-29W1/0	19-Feb							48.77	1365.52					
02/12-09-002-29W1/0	19-Mar							34.17	1059.27					
02/12-09-002-29W1/0	19-Apr							0	0					
02/12-09-002-29W1/0	19-May							33.64	1042.72					
02/12-09-002-29W1/0	19-Jun							39.3	1179.02					
02/12-09-002-29W1/0	19-Jul							49.89	1546.66					
02/12-09-002-29W1/0	19-Aug							47.36	1468.1					
02/12-09-002-29W1/0	19-Sep							42.07	1262.24					
02/12-09-002-29W1/0	19-Oct							39.97	1239.15					
02/12-09-002-29W1/0	19-Nov							45.07	1352.18					
02/12-09-002-29W1/0	19-Dec							45.43	1408.48					
-----			----		-----		-----		-----					
			0		0		0		12923.35					Sum
02/12-16-002-29W1/0	19-Feb							14.09	394.5				11.833	
02/12-16-002-29W1/0	19-Mar							14.04	435.25				11.917	
02/12-16-002-29W1/0	19-Apr							0	0				11.917	
02/12-16-002-29W1/0	19-May							5.3	164.16				11.948	
02/12-16-002-29W1/0	19-Jun							10.22	306.57				12.008	
02/12-16-002-29W1/0	19-Jul							10.58	328.01				12.071	
02/12-16-002-29W1/0	19-Aug							9.93	307.89				12.13	
02/12-16-002-29W1/0	19-Sep							8.67	260.15				12.18	
02/12-16-002-29W1/0	19-Oct							8.88	275.18				12.233	
02/12-16-002-29W1/0	19-Nov							12.96	388.71				12.308	
02/12-16-002-29W1/0	19-Dec							10.3	319.21				12.37	
-----			----		-----		-----		-----					
			0		0		0		3179.62					Sum

@name()	Date	Oil Rate (CD) bbl/d	Monthly Oil Prod bbl	Water Rate (CD) bbl/d	Monthly Water Prod bbl	Gas Rate (CD) Mcf/d	Monthly Gas Prod Mcf	Water Inj Rate (CD) bbl/d	INJ WINJ bbl	Gas Oil Ratio cf/bbl	Water Oil Ratio bbl/bbl	Inst. VRR	Cum VRR Since Prod	
02/13-04-002-29W1/0	19-Feb							0.63	17.61				0.154	
02/13-04-002-29W1/0	19-Mar							11.45	355				0.163	
02/13-04-002-29W1/0	19-Apr							0	0				0.163	
02/13-04-002-29W1/0	19-May							1.89	58.5				0.165	
02/13-04-002-29W1/0	19-Jun							6.06	181.9				0.17	
02/13-04-002-29W1/0	19-Jul							1.42	44.09				0.171	
02/13-04-002-29W1/0	19-Aug							3.05	94.6				0.173	
02/13-04-002-29W1/0	19-Sep							0.63	18.87				0.174	
02/13-04-002-29W1/0	19-Oct							1.44	44.66				0.175	
02/13-04-002-29W1/0	19-Nov							2.53	75.98				0.177	
02/13-04-002-29W1/0	19-Dec							3.14	97.49				0.179	
-----			----		-----		-----		-----					
			0		0		0		988.69					Sum
02/13-08-002-29W1/0	19-Jan	0.29	9	0.22	7	1.3	40.26			4444.88	1	0	0	
02/13-08-002-29W1/0	19-Feb	0.06	2	0.05	1	0.25	7.06			4158.95	1	0	0	
02/13-08-002-29W1/0	19-Mar	0	0	0	0	0	0						0	
02/13-08-002-29W1/0	19-Apr	0	0	0	0	0	0						0	
02/13-08-002-29W1/0	19-Jun							11.09	332.6				0.01	
02/13-08-002-29W1/0	19-Jul							59.14	1833.48				0.068	
02/13-08-002-29W1/0	19-Aug							26	805.85				0.093	
02/13-08-002-29W1/0	19-Sep							14.49	434.56				0.107	
02/13-08-002-29W1/0	19-Oct							13.03	403.87				0.12	
02/13-08-002-29W1/0	19-Nov							9.95	298.45				0.129	
02/13-08-002-29W1/0	19-Dec							9.07	281.03				0.138	
-----			----		-----		-----		-----					
			11		8		47.32		4389.84					Sum
02/13-09-002-29W1/0	19-Jan	5.57	173	1.42	44	4.4	136.31			788.94	0	0	0	
02/13-09-002-29W1/0	19-Feb	3.16	88	0.93	26	1.58	44.14			499.52	0	0	0	
02/13-09-002-29W1/0	19-Mar	3.09	96	0.97	30	0.93	28.96			302.1	0	0	0	
02/13-09-002-29W1/0	19-Apr	4.75	142	1.64	49	1	30.02			210.79	0	0	0	
02/13-09-002-29W1/0	19-May	4.73	147	1.64	51	0.31	9.53			65.06	0	0	0	
02/13-09-002-29W1/0	19-Jun	4.88	146	1.62	49	0.35	10.59			72.32	0	0	0	
02/13-09-002-29W1/0	19-Jul	4.19	130	1.42	44	0.31	9.53			73.38	0	0	0	
02/13-09-002-29W1/0	19-Aug	2.26	70	0.78	24	0.25	7.77			110.78	0	0	0	
02/13-09-002-29W1/0	19-Sep	2.24	67	0.69	21	0.35	10.59			157.42	0	0	0	
02/13-09-002-29W1/0	19-Oct	3.49	108	1	31	0.35	10.95			101.13	0	0	0	

@name()	Date	Oil Rate (CD) bbl/d	Monthly Oil Prod bbl	Water Rate (CD) bbl/d	Monthly Water Prod bbl	Gas Rate (CD) Mcf/d	Monthly Gas Prod Mcf	Water Inj Rate (CD) bbl/d	INJ WINJ bbl	Gas Oil Ratio cf/bbl	Water Oil Ratio bbl/bbl	Inst. VRR	Cum VRR Since Prod	
02/13-09-002-29W1/0	19-Nov	3.94	118	1.11	33	0.35	10.59			89.69	0	0	0	
02/13-09-002-29W1/0	19-Dec	4.02	125	1.17	36	0.35	10.95			87.82	0	0	0	
-----			----		-----		-----		-----					
			1411		439		319.95		0					Sum
02/13-16-002-29W1/0	19-Jan	0	0	0	0	0	0						0	
02/13-16-002-29W1/0	19-Jun							5.7	171.08				0.008	
02/13-16-002-29W1/0	19-Jul							48.41	1500.81				0.079	
02/13-16-002-29W1/0	19-Aug							31.95	990.46				0.126	
02/13-16-002-29W1/0	19-Sep							20.14	604.07				0.154	
02/13-16-002-29W1/0	19-Oct							17.63	546.46				0.18	
02/13-16-002-29W1/0	19-Nov							15.27	457.96				0.201	
02/13-16-002-29W1/0	19-Dec							15.45	478.97				0.224	
-----			----		-----		-----		-----					
			0		0		0		4749.81					Sum
02/14-16-002-29W1/0	19-Apr	192.55	5776	106.72	3202	0	0			0	1	0	0	
02/14-16-002-29W1/0	19-May	217.85	6753	97.05	3009	1.99	61.8			9.15	0	0	0	
02/14-16-002-29W1/0	19-Jun	199.29	5979	54.18	1625	4.67	140.2			23.45	0	0	0	
02/14-16-002-29W1/0	19-Jul	180.9	5608	46.47	1440	3.65	113.01			20.15	0	0	0	
02/14-16-002-29W1/0	19-Aug	137.21	4254	35.64	1105	3.85	119.36			28.06	0	0	0	
02/14-16-002-29W1/0	19-Sep	135	4050	32.96	989	2.45	73.45			18.14	0	0	0	
02/14-16-002-29W1/0	19-Oct	96.49	2991	22.21	688	1.28	39.55			13.22	0	0	0	
02/14-16-002-29W1/0	19-Nov	123.14	3694	27.73	832	1.15	34.61			9.37	0	0	0	
02/14-16-002-29W1/0	19-Dec	117.19	3633	27.42	850	1.2	37.08			10.21	0	0	0	
-----			----		-----		-----		-----					
			42738		13740		619.07		0					Sum
02/15-08-002-29W1/0	19-Jan	6.06	188	0.66	20	3.16	97.82			520.67	0	0	0	
02/15-08-002-29W1/0	19-Feb	4.91	138	0.62	17	1.98	55.44			403.06	0	0	0	
02/15-08-002-29W1/0	19-Mar	4.46	138	0.54	17	0.85	26.49			191.67	0	0	0	
02/15-08-002-29W1/0	19-Apr	2.92	88	0.41	12	0.95	28.6			326.71	0	0	0	
02/15-08-002-29W1/0	19-May	2.82	87	0.41	13	0.31	9.53			108.98	0	0	0	
02/15-08-002-29W1/0	19-Jun	2.93	88	0.4	12	0.34	10.24			116.64	0	0	0	
02/15-08-002-29W1/0	19-Jul	2.6	81	0.41	13	0.32	9.89			122.72	0	0	0	
02/15-08-002-29W1/0	19-Aug	2.39	74	0.39	12	0.25	7.77			104.86	0	0	0	
02/15-08-002-29W1/0	19-Sep	2.36	71	0.34	10	0.35	10.59			149.32	0	0	0	
02/15-08-002-29W1/0	19-Oct	1.62	50	0.26	8	0.21	6.36			126.64	0	0	0	
02/15-08-002-29W1/0	19-Nov	1.46	44	0.24	7	0.29	8.83			201.1	0	0	0	

@name()	Date	Oil Rate (CD) bbl/d	Monthly Oil Prod bbl	Water Rate (CD) bbl/d	Monthly Water Prod bbl	Gas Rate (CD) Mcf/d	Monthly Gas Prod Mcf	Water Inj Rate (CD) bbl/d	INJ WINJ bbl	Gas Oil Ratio cf/bbl	Water Oil Ratio bbl/bbl	Inst. VRR	Cum VRR Since Prod	
02/15-08-002-29W1/0	19-Dec	1.52	47	0.25	8	0.31	9.53			202.39	0	0	0	
-----			----		-----		-----		-----					
			1093		149		281.1		0					Sum
02/15-09-002-29W1/0	19-Feb							33.72	944.1				0.759	
02/15-09-002-29W1/0	19-Mar							34.03	1054.8				0.772	
02/15-09-002-29W1/0	19-Apr							0	0				0.772	
02/15-09-002-29W1/0	19-May							23.66	733.39				0.782	
02/15-09-002-29W1/0	19-Jun							20.27	608.22				0.79	
02/15-09-002-29W1/0	19-Jul							20.23	627.09				0.798	
02/15-09-002-29W1/0	19-Aug							19.21	595.64				0.805	
02/15-09-002-29W1/0	19-Sep							17.95	538.41				0.812	
02/15-09-002-29W1/0	19-Oct							18.4	570.49				0.82	
02/15-09-002-29W1/0	19-Nov							19.73	591.87				0.827	
02/15-09-002-29W1/0	19-Dec							19.68	610.11				0.835	
-----			----		-----		-----		-----					
			0		0		0		6874.13					Sum
02/16-05-002-29W1/0	19-Jan	39.28	1218	21.05	653	19.64	608.82			500	1	0	0	
02/16-05-002-29W1/0	19-Feb	33.61	941	22.57	632	15.05	421.3			447.65	1	0	0	
02/16-05-002-29W1/0	19-Mar	38.27	1186	23.16	718	5.58	173.04			145.85	1	0	0	
02/16-05-002-29W1/0	19-Apr	37.65	1129	25.81	774	4.99	149.73			132.58	1	0	0	
02/16-05-002-29W1/0	19-May	23.34	724	22.19	688	1.59	49.44			68.33	1	0	0	
02/16-05-002-29W1/0	19-Jun	25.45	763	27.44	823	2.35	70.63			92.51	1	0	0	
02/16-05-002-29W1/0	19-Jul	23.77	737	28.62	887	1.98	61.45			83.39	1	0	0	
02/16-05-002-29W1/0	19-Aug	12.97	402	23.01	713	0.69	21.54			53.58	2	0	0	
02/16-05-002-29W1/0	19-Sep	9.75	292	19.14	574	0.49	14.83			50.72	2	0	0	
02/16-05-002-29W1/0	19-Oct	9.34	289	18.09	561	0.35	10.95			37.82	2	0	0	
02/16-05-002-29W1/0	19-Nov	9.56	287	18.27	548	0.35	10.59			36.93	2	0	0	
02/16-05-002-29W1/0	19-Dec	11.37	353	18.53	574	0.52	16.24			46.08	2	0	0	
-----			----		-----		-----		-----					
			8322		8146		1608.58		0					Sum
02/16-08-002-29W1/0	19-Jan	140.13	4344	103.72	3215	24.29	752.91			173.32	1	0	0	
02/16-08-002-29W1/0	19-Feb	119.38	3343	106.7	2988	14.67	410.71			122.87	1	0	0	
02/16-08-002-29W1/0	19-Mar	139.01	4309	108.71	3370	6.33	196.35			45.56	1	0	0	
02/16-08-002-29W1/0	19-Apr	122.79	3684	97.49	2925	7.2	216.13			58.67	1	0	0	
02/16-08-002-29W1/0	19-May	129.37	4010	77.43	2400	3.62	112.3			28	1	0	0	
02/16-08-002-29W1/0	19-Jun	138.41	4152	88.29	2649	8.85	265.57			63.95	1	0	0	

@name()	Date	Oil Rate (CD) bbl/d	Monthly Oil Prod bbl	Water Rate (CD) bbl/d	Monthly Water Prod bbl	Gas Rate (CD) Mcf/d	Monthly Gas Prod Mcf	Water Inj Rate (CD) bbl/d	INJ WINJ bbl	Gas Oil Ratio cf/bbl	Water Oil Ratio bbl/bbl	Inst. VRR	Cum VRR Since Prod	
02/16-08-002-29W1/0	19-Jul	129.7	4021	86.46	2680	7.72	239.43			59.55	1	0	0	
02/16-08-002-29W1/0	19-Aug	112.6	3490	73.63	2283	4.42	137.02			39.26	1	0	0	
02/16-08-002-29W1/0	19-Sep	102.54	3076	60.24	1807	4.72	141.61			46.03	1	0	0	
02/16-08-002-29W1/0	19-Oct	107.48	3332	55.84	1731	4.82	149.38			44.84	1	0	0	
02/16-08-002-29W1/0	19-Nov	92.58	2777	51.93	1558	3.71	111.24			40.05	1	0	0	
02/16-08-002-29W1/0	19-Dec	70.84	2196	38.34	1189	2.04	63.21			28.78	1	0	0	
-----			----		-----		-----		-----					
			42735		28795		2795.86		0					Sum
02/16-09-002-29W1/0	19-Feb							0.63	17.61				2.399	
02/16-09-002-29W1/0	19-Mar							0.63	19.5				2.4	
02/16-09-002-29W1/0	19-Apr							0	0				2.4	
02/16-09-002-29W1/0	19-May							0.63	19.5				2.4	
02/16-09-002-29W1/0	19-Jun							16.32	489.54				2.419	
02/16-09-002-29W1/0	19-Jul							14.09	436.76				2.435	
02/16-09-002-29W1/0	19-Aug							7.76	240.65				2.444	
02/16-09-002-29W1/0	19-Sep							5.45	163.53				2.451	
02/16-09-002-29W1/0	19-Oct							2.54	78.62				2.454	
02/16-09-002-29W1/0	19-Nov							6.34	190.27				2.461	
02/16-09-002-29W1/0	19-Dec							4.14	128.31				2.466	
-----			----		-----		-----		-----					
			0		0		0		1784.29					Sum
03/01-18-002-29W1/0	19-Apr	130.78	3923	198.37	5951	0	0			0	2	0	0	
03/01-18-002-29W1/0	19-May	116.15	3601	205.41	6368	0.46	14.13			3.92	2	0	0	
03/01-18-002-29W1/0	19-Jun	131.76	3953	201.52	6046	2.18	65.33			16.53	2	0	0	
03/01-18-002-29W1/0	19-Jul	135.5	4200	182.73	5665	2.1	64.98			15.47	1	0	0	
03/01-18-002-29W1/0	19-Aug	134.04	4155	155.15	4810	1.79	55.44			13.34	1	0	0	
03/01-18-002-29W1/0	19-Sep	127.34	3820	124.72	3742	2.19	65.69			17.19	1	0	0	
03/01-18-002-29W1/0	19-Oct	139.75	4332	100.72	3122	1.49	46.26			10.68	1	0	0	
03/01-18-002-29W1/0	19-Nov	95.96	2879	96.91	2907	1.29	38.85			13.49	1	0	0	
03/01-18-002-29W1/0	19-Dec	69.07	2141	116.62	3615	1.03	31.78			14.84	2	0	0	
-----			----		-----		-----		-----					
			33005		42225		382.46		0					Sum
03/02-09-002-29W1/0	19-Jan	15.32	475	117.9	3655	3.73	115.48			243.21	8	0	0	
03/02-09-002-29W1/0	19-Feb	12.57	352	134.13	3756	1.93	54.03			153.56	11	0	0	
03/02-09-002-29W1/0	19-Mar	12.4	384	140.92	4369	1.65	51.21			133.2	11	0	0	
03/02-09-002-29W1/0	19-Apr	12.23	367	175.31	5259	1.97	58.98			160.77	14	0	0	

@name()	Date	Oil Rate (CD) bbl/d	Monthly Oil Prod bbl	Water Rate (CD) bbl/d	Monthly Water Prod bbl	Gas Rate (CD) Mcf/d	Monthly Gas Prod Mcf	Water Inj Rate (CD) bbl/d	INJ WINJ bbl	Gas Oil Ratio cf/bbl	Water Oil Ratio bbl/bbl	Inst. VRR	Cum VRR Since Prod	
03/02-09-002-29W1/0	19-May	12.62	391	215.11	6668	0.6	18.72			47.84	17	0	0	
03/02-09-002-29W1/0	19-Jun	15.23	457	211.1	6333	0.69	20.84			45.6	14	0	0	
03/02-09-002-29W1/0	19-Jul	14.46	448	204.72	6346	0.71	21.9			48.84	14	0	0	
03/02-09-002-29W1/0	19-Aug	19.45	603	186.35	5777	0.6	18.72			31.04	10	0	0	
03/02-09-002-29W1/0	19-Sep	15.06	452	167.1	5013	0.48	14.48			32.05	11	0	0	
03/02-09-002-29W1/0	19-Oct	12.85	398	174.8	5419	0.35	10.95			27.49	14	0	0	
03/02-09-002-29W1/0	19-Nov	16.54	496	177.91	5337	0.19	5.65			11.38	11	0	0	
03/02-09-002-29W1/0	19-Dec	15.54	482	185.72	5757	0.33	10.24			21.26	12	0	0	
-----			----		-----		-----		-----					
			5305		63689		401.17		0					Sum
03/03-08-002-29W1/0	19-Jan	22.23	689	6.4	198	31.28	969.74			1407.36	0	0	0	
03/03-08-002-29W1/0	19-Feb	21.87	612	8	224	16.94	474.28			774.56	0	0	0	
03/03-08-002-29W1/0	19-Mar	28.77	892	9.73	302	6.19	191.76			215.03	0	0	0	
03/03-08-002-29W1/0	19-Apr	21.05	631	7.55	226	6	180.1			285.26	0	0	0	
03/03-08-002-29W1/0	19-May	27.06	839	11.15	346	1.79	55.44			66.09	0	0	0	
03/03-08-002-29W1/0	19-Jun	22.43	673	9.03	271	2.01	60.39			89.76	0	0	0	
03/03-08-002-29W1/0	19-Jul	20.44	634	5.61	174	1.83	56.86			89.71	0	0	0	
03/03-08-002-29W1/0	19-Aug	22.55	699	2.54	79	1.46	45.2			64.66	0	0	0	
03/03-08-002-29W1/0	19-Sep	22.09	663	2.48	74	0.69	20.84			31.44	0	0	0	
03/03-08-002-29W1/0	19-Oct	15.34	476	1.69	52	0.43	13.42			28.21	0	0	0	
03/03-08-002-29W1/0	19-Nov	20.65	620	2.48	74	0.71	21.19			34.2	0	0	0	
03/03-08-002-29W1/0	19-Dec	21.43	664	2.71	84	0.81	25.07			37.74	0	0	0	
-----			----		-----		-----		-----					
			8091		2105		2114.29		0					Sum
03/03-16-002-29W1/0	19-Feb							61.53	1722.78				0.145	
03/03-16-002-29W1/0	19-Mar							56.57	1753.6				0.156	
03/03-16-002-29W1/0	19-Apr							0	0				0.156	
03/03-16-002-29W1/0	19-May							8.85	274.24				0.158	
03/03-16-002-29W1/0	19-Jun							18.14	544.07				0.162	
03/03-16-002-29W1/0	19-Jul							44.64	1383.76				0.171	
03/03-16-002-29W1/0	19-Aug							39.04	1210.16				0.179	
03/03-16-002-29W1/0	19-Sep							33.04	991.27				0.185	
03/03-16-002-29W1/0	19-Oct							32.93	1020.84				0.192	
03/03-16-002-29W1/0	19-Nov							34.26	1027.75				0.199	
03/03-16-002-29W1/0	19-Dec							34.49	1069.27				0.205	
-----			----		-----		-----		-----					
			0		0		0		10997.73					Sum

@name()	Date	Oil Rate (CD) bbl/d	Monthly Oil Prod bbl	Water Rate (CD) bbl/d	Monthly Water Prod bbl	Gas Rate (CD) Mcf/d	Monthly Gas Prod Mcf	Water Inj Rate (CD) bbl/d	INJ WINJ bbl	Gas Oil Ratio cf/bbl	Water Oil Ratio bbl/bbl	Inst. VRR	Cum VRR Since Prod	
03/05-15-002-29W1/0	19-Jan	1.39	43	0.15	5	3.58	110.89			2569.94	0	0	0	
03/05-15-002-29W1/0	19-Feb	1.3	36	0.16	5	2.26	63.21			1741.79	0	0	0	
03/05-15-002-29W1/0	19-Mar	1.57	49	0.19	6	1.07	33.2			682.76	0	0	0	
03/05-15-002-29W1/0	19-Apr	2.85	85	0.36	11	0.99	29.66			347.29	0	0	0	
03/05-15-002-29W1/0	19-May	2.37	73	0.29	9	0.31	9.53			130.01	0	0	0	
03/05-15-002-29W1/0	19-Jun	2.28	68	0.27	8	0.34	10.24			149.65	0	0	0	
03/05-15-002-29W1/0	19-Jul	2.26	70	0.27	8	0.3	9.18			131.28	0	0	0	
03/05-15-002-29W1/0	19-Aug	0.95	29	0.13	4	0.24	7.42			253.02	0	0	0	
03/05-15-002-29W1/0	19-Sep	0.94	28	0.13	4	0.35	10.59			377.66	0	0	0	
03/05-15-002-29W1/0	19-Oct	0.96	30	0.13	4	0.07	2.12			71.37	0	0	0	
03/05-15-002-29W1/0	19-Nov	1.05	32	0.12	4	0.16	4.94			156.89	0	0	0	
03/05-15-002-29W1/0	19-Dec	1.12	35	0.13	4	0.24	7.42			213.6	0	0	0	
-----			----		-----		-----		-----					
			578		71		298.41		0					Sum
03/06-08-002-29W1/0	19-Jan	21.65	671	37.65	1167	27.77	860.97			1282.88	2	0	0	
03/06-08-002-29W1/0	19-Feb	13.94	390	27.29	764	10.64	298.06			763.57	2	0	0	
03/06-08-002-29W1/0	19-Mar	16.47	510	33.76	1047	4.12	127.84			250.43	2	0	0	
03/06-08-002-29W1/0	19-Apr	14.75	442	35.74	1072	3.11	93.23			210.7	2	0	0	
03/06-08-002-29W1/0	19-May	10.65	330	33.58	1041	1.01	31.43			95.24	3	0	0	
03/06-08-002-29W1/0	19-Jun	10.61	318	33.02	990	1.19	35.67			112.05	3	0	0	
03/06-08-002-29W1/0	19-Jul	10.53	326	33.59	1041	0.97	30.02			91.99	3	0	0	
03/06-08-002-29W1/0	19-Aug	9.28	288	30.8	955	1	31.08			107.97	3	0	0	
03/06-08-002-29W1/0	19-Sep	8.54	256	26.6	798	1.2	36.02			140.54	3	0	0	
03/06-08-002-29W1/0	19-Oct	8.86	275	27.12	841	0.77	24.01			87.43	3	0	0	
03/06-08-002-29W1/0	19-Nov	6.3	189	24.16	725	0.54	16.24			85.95	4	0	0	
03/06-08-002-29W1/0	19-Dec	6.32	196	27.01	837	0.46	14.13			72.12	4	0	0	
-----			----		-----		-----		-----					
			4193		11278		1598.69		0					Sum
03/08-09-002-29W1/0	19-Jan	149.24	4627	76.7	2378	56.64	1755.85			379.51	1	0	0	
03/08-09-002-29W1/0	19-Feb	117.01	3276	83.5	2338	37.06	1037.54			316.69	1	0	0	
03/08-09-002-29W1/0	19-Mar	125.05	3877	90.96	2820	14.02	434.72			112.14	1	0	0	
03/08-09-002-29W1/0	19-Apr	101.42	3043	96.04	2881	11.65	349.62			114.91	1	0	0	
03/08-09-002-29W1/0	19-May	82.52	2558	82.96	2572	2.4	74.51			29.13	1	0	0	
03/08-09-002-29W1/0	19-Jun	47.73	1432	64.01	1920	2.4	72.04			50.31	1	0	0	
03/08-09-002-29W1/0	19-Jul	40.93	1269	71.42	2214	2.03	62.86			49.54	2	0	0	
03/08-09-002-29W1/0	19-Aug	10.86	337	21.06	653	0.35	10.95			32.52	2	0	0	

@name()	Date	Oil Rate (CD) bbl/d	Monthly Oil Prod bbl	Water Rate (CD) bbl/d	Monthly Water Prod bbl	Gas Rate (CD) Mcf/d	Monthly Gas Prod Mcf	Water Inj Rate (CD) bbl/d	INJ WINJ bbl	Gas Oil Ratio cf/bbl	Water Oil Ratio bbl/bbl	Inst. VRR	Cum VRR Since Prod	
03/08-09-002-29W1/0	19-Sep	22.02	661	112.08	3362	1.04	31.08			47.04	5	0	0	
03/08-09-002-29W1/0	19-Oct	46.91	1454	139.2	4315	0.62	19.07			13.11	3	0	0	
03/08-09-002-29W1/0	19-Nov	58.02	1740	91.82	2755	0.66	19.78			11.36	2	0	0	
03/08-09-002-29W1/0	19-Dec	63.2	1959	110.08	3412	0.76	23.66			12.08	2	0	0	
-----			----		----		----		-----					
			26232		31620		3891.68		0					Sum
03/11-08-002-29W1/0	19-Jan	0.64	20	0.68	21	3.17	98.17			4923.83	1	0	0	
03/11-08-002-29W1/0	19-Feb	0.68	19	0.83	23	2.43	68.16			3576.29	1	0	0	
03/11-08-002-29W1/0	19-Mar	0.27	8	0.38	12	0.56	17.3			2068.53	1	0	0	
03/11-08-002-29W1/0	19-Apr	0	0	0	0	0	0						0	
03/11-08-002-29W1/0	19-Jun							4.86	145.92				0.002	
03/11-08-002-29W1/0	19-Jul							57.38	1778.76				0.032	
03/11-08-002-29W1/0	19-Aug							56.53	1752.34				0.062	
03/11-08-002-29W1/0	19-Sep							39.67	1190.03				0.082	
03/11-08-002-29W1/0	19-Oct							33.23	1030.27				0.099	
03/11-08-002-29W1/0	19-Nov							31.43	942.84				0.115	
03/11-08-002-29W1/0	19-Dec							31.08	963.6				0.132	
-----			----		----		----		-----					
			47		56		183.64		7803.76					Sum
03/12-08-002-29W1/0	19-Apr	48.06	1442	285.83	8575	0	0			0	6	0	0	
03/12-08-002-29W1/0	19-May	38.36	1189	318.74	9881	0.64	19.78			16.63	8	0	0	
03/12-08-002-29W1/0	19-Jun	25.4	762	326.23	9787	0.68	20.48			26.88	13	0	0	
03/12-08-002-29W1/0	19-Jul	131.26	4069	188.21	5834	1.48	45.91			11.28	1	0	0	
03/12-08-002-29W1/0	19-Aug	181.49	5626	76.9	2384	2.55	79.1			14.06	0	0	0	
03/12-08-002-29W1/0	19-Sep	126.45	3793	64.29	1929	3.19	95.7			25.23	1	0	0	
03/12-08-002-29W1/0	19-Oct	94.39	2926	46.6	1445	1.56	48.38			16.53	0	0	0	
03/12-08-002-29W1/0	19-Nov	73.32	2200	37.72	1132	1.49	44.85			20.39	1	0	0	
03/12-08-002-29W1/0	19-Dec	57.64	1787	31.95	991	0.76	23.66			13.24	1	0	0	
-----			----		----		----		-----					
			23794		41956		377.87		0					Sum
03/13-08-002-29W1/0	19-Apr	97.1	2913	248.22	7447	0	0			0	3	0	0	
03/13-08-002-29W1/0	19-May	123.95	3843	209.98	6509	1.91	59.33			15.44	2	0	0	
03/13-08-002-29W1/0	19-Jun	108.28	3248	195.27	5858	2.46	73.81			22.72	2	0	0	
03/13-08-002-29W1/0	19-Jul	90.5	2806	178.9	5546	2.11	65.33			23.29	2	0	0	
03/13-08-002-29W1/0	19-Aug	55.59	1723	149.64	4639	1.53	47.32			27.46	3	0	0	
03/13-08-002-29W1/0	19-Sep	37.2	1116	126.04	3781	1.49	44.85			40.19	3	0	0	

@name()	Date	Oil Rate (CD) bbl/d	Monthly Oil Prod bbl	Water Rate (CD) bbl/d	Monthly Water Prod bbl	Gas Rate (CD) Mcf/d	Monthly Gas Prod Mcf	Water Inj Rate (CD) bbl/d	INJ WINJ bbl	Gas Oil Ratio cf/bbl	Water Oil Ratio bbl/bbl	Inst. VRR	Cum VRR Since Prod	
03/13-08-002-29W1/0	19-Oct	33.3	1032	116.31	3606	0.77	24.01			23.26	3	0	0	
03/13-08-002-29W1/0	19-Nov	38.58	1158	130.82	3924	0.55	16.6			14.34	3	0	0	
03/13-08-002-29W1/0	19-Dec	22.55	699	107.44	3331	0.43	13.42			19.2	5	0	0	
-----			----		-----		-----		-----					
			18537		44640		344.67		0					Sum
03/13-09-002-29W1/0	19-Jan	136.65	4236	86.03	2667	0	0			0	1	0	0	
03/13-09-002-29W1/0	19-Feb	109.14	3056	76.49	2142	0	0			0	1	0	0	
03/13-09-002-29W1/0	19-Mar	144.01	4464	89.55	2776	0	0			0	1	0	0	
03/13-09-002-29W1/0	19-Apr	127.79	3834	102.22	3067	2.67	80.16			20.91	1	0	0	
03/13-09-002-29W1/0	19-May	104.88	3251	110.65	3430	2.54	78.75			24.22	1	0	0	
03/13-09-002-29W1/0	19-Jun	105.1	3153	109.38	3281	3.14	94.29			29.9	1	0	0	
03/13-09-002-29W1/0	19-Jul	75.28	2334	81.84	2537	1.66	51.56			22.09	1	0	0	
03/13-09-002-29W1/0	19-Aug	72.98	2262	74.33	2304	1.25	38.85			17.17	1	0	0	
03/13-09-002-29W1/0	19-Sep	73.34	2200	65.41	1962	1.55	46.62			21.19	1	0	0	
03/13-09-002-29W1/0	19-Oct	68.83	2134	65.1	2018	0.85	26.49			12.41	1	0	0	
03/13-09-002-29W1/0	19-Nov	63.93	1918	59.22	1777	0.8	24.01			12.52	1	0	0	
03/13-09-002-29W1/0	19-Dec	50.02	1551	55.4	1717	0.55	16.95			10.93	1	0	0	
-----			----		-----		-----		-----					
			34393		29679		457.68		0					Sum
03/15-09-002-29W1/0	19-Jan	70.81	2195	14.16	439	8.34	258.5			117.76	0	0	0	
03/15-09-002-29W1/0	19-Feb	54.09	1515	17.26	483	8.65	242.26			159.94	0	0	0	
03/15-09-002-29W1/0	19-Mar	54.76	1698	18.49	573	3.85	119.36			70.31	0	0	0	
03/15-09-002-29W1/0	19-Apr	54.04	1621	19.5	585	3.78	113.36			69.93	0	0	0	
03/15-09-002-29W1/0	19-May	58.12	1802	19.46	603	1.24	38.49			21.36	0	0	0	
03/15-09-002-29W1/0	19-Jun	62.41	1872	18.69	561	1.35	40.61			21.69	0	0	0	
03/15-09-002-29W1/0	19-Jul	59.32	1839	12.12	376	0.91	28.25			15.36	0	0	0	
03/15-09-002-29W1/0	19-Aug	60.48	1875	8.88	275	0.76	23.66			12.62	0	0	0	
03/15-09-002-29W1/0	19-Sep	57.6	1728	6.7	201	0.61	18.36			10.63	0	0	0	
03/15-09-002-29W1/0	19-Oct	56.16	1741	7.91	245	0.35	10.95			6.29	0	0	0	
03/15-09-002-29W1/0	19-Nov	50.98	1529	8.67	260	0.36	10.95			7.16	0	0	0	
03/15-09-002-29W1/0	19-Dec	49.53	1535	7.31	227	0.65	20.13			13.11	0	0	0	
-----			----		-----		-----		-----					
			20950		4829		924.89		0					Sum
03/15-16-002-29W1/0	19-Feb							1.73	48.49				8.023	
03/15-16-002-29W1/0	19-Mar							0.85	26.48				8.027	
03/15-16-002-29W1/0	19-Apr							0	0				8.027	

@name()	Date	Oil Rate (CD) bbl/d	Monthly Oil Prod bbl	Water Rate (CD) bbl/d	Monthly Water Prod bbl	Gas Rate (CD) Mcf/d	Monthly Gas Prod Mcf	Water Inj Rate (CD) bbl/d	INJ WINJ bbl	Gas Oil Ratio cf/bbl	Water Oil Ratio bbl/bbl	Inst. VRR	Cum VRR Since Prod	
03/15-16-002-29W1/0	19-May							2.33	72.33				8.041	
03/15-16-002-29W1/0	19-Jun							2.77	83.03				8.056	
03/15-16-002-29W1/0	19-Jul							0.63	19.5				8.06	
03/15-16-002-29W1/0	19-Aug							0.63	19.5				8.063	
03/15-16-002-29W1/0	19-Sep							0.63	18.87				8.067	
03/15-16-002-29W1/0	19-Oct							0.63	19.5				8.07	
03/15-16-002-29W1/0	19-Nov							5.33	159.76				8.1	
03/15-16-002-29W1/0	19-Dec							3.17	98.12				8.118	
-----			----		-----		-----		-----					
			0		0		0		565.58					Sum
03/16-09-002-29W1/0	19-Feb							13.48	377.39				9.234	
03/16-09-002-29W1/0	19-Mar							16.31	505.7				9.29	
03/16-09-002-29W1/0	19-Apr							0	0				9.29	
03/16-09-002-29W1/0	19-May							13.17	408.21				9.335	
03/16-09-002-29W1/0	19-Jun							21	630.11				9.405	
03/16-09-002-29W1/0	19-Jul							20.65	640.18				9.476	
03/16-09-002-29W1/0	19-Aug							18.64	577.78				9.54	
03/16-09-002-29W1/0	19-Sep							16.35	490.6				9.594	
03/16-09-002-29W1/0	19-Oct							17.55	544.07				9.655	
03/16-09-002-29W1/0	19-Nov							20.11	603.19				9.722	
03/16-09-002-29W1/0	19-Dec							20.45	634.01				9.792	
-----			----		-----		-----		-----					
			0		0		0		5411.25					Sum
04/05-09-002-29W1/0	19-Jan	42.62	1321	35.55	1102	8.44	261.68			198.06	1	0	0	
04/05-09-002-29W1/0	19-Feb	38.63	1082	28.56	800	7.52	210.48			194.59	1	0	0	
04/05-09-002-29W1/0	19-Mar	44.88	1391	31.53	977	3.17	98.17			70.56	1	0	0	
04/05-09-002-29W1/0	19-Apr	44.51	1335	32.93	988	2.86	85.81			64.27	1	0	0	
04/05-09-002-29W1/0	19-May	41.01	1271	24.41	757	0.35	10.95			8.61	1	0	0	
04/05-09-002-29W1/0	19-Jun	41.45	1243	21.12	634	0.74	22.25			17.89	1	0	0	
04/05-09-002-29W1/0	19-Jul	38.94	1207	20.04	621	0.97	30.02			24.86	1	0	0	
04/05-09-002-29W1/0	19-Aug	34.47	1068	19.11	592	0.82	25.43			23.8	1	0	0	
04/05-09-002-29W1/0	19-Sep	32.4	972	17.64	529	0.79	23.66			24.34	1	0	0	
04/05-09-002-29W1/0	19-Oct	33.19	1029	17.81	552	0.42	13.07			12.7	1	0	0	
04/05-09-002-29W1/0	19-Nov	23.06	692	13.64	409	0.42	12.71			18.38	1	0	0	
04/05-09-002-29W1/0	19-Dec	22.6	701	12.99	403	0.19	6			8.57	1	0	0	
-----			----		-----		-----		-----					
			13313		8364		800.23		0					Sum

@name()	Date	Oil Rate (CD) bbl/d	Monthly Oil Prod bbl	Water Rate (CD) bbl/d	Monthly Water Prod bbl	Gas Rate (CD) Mcf/d	Monthly Gas Prod Mcf	Water Inj Rate (CD) bbl/d	INJ WINJ bbl	Gas Oil Ratio cf/bbl	Water Oil Ratio bbl/bbl	Inst. VRR	Cum VRR Since Prod	
04/05-15-002-29W1/0	19-Jan	11.1	344	17.77	551	0	0			0	2	0	0	
04/05-15-002-29W1/0	19-Feb	9.69	271	17.56	492	0	0			0	2	0	0	
04/05-15-002-29W1/0	19-Mar	11.25	349	19.39	601	0	0			0	2	0	0	
04/05-15-002-29W1/0	19-Apr	10.89	327	19.97	599	0.06	1.77			5.4	2	0	0	
04/05-15-002-29W1/0	19-May	5.55	172	14.99	465	0.26	8.12			47.23	3	0	0	
04/05-15-002-29W1/0	19-Jun	4.95	148	14.71	441	0.34	10.24			68.99	3	0	0	
04/05-15-002-29W1/0	19-Jul	4.89	152	14.99	465	0.3	9.18			60.55	3	0	0	
04/05-15-002-29W1/0	19-Aug	4.66	145	14.41	447	0.24	7.42			51.31	3	0	0	
04/05-15-002-29W1/0	19-Sep	4.61	138	12.8	384	0.35	10.59			76.67	3	0	0	
04/05-15-002-29W1/0	19-Oct	4.73	146	12.96	402	0.06	1.77			12.05	3	0	0	
04/05-15-002-29W1/0	19-Nov	4.86	146	13.11	393	0.07	2.12			14.54	3	0	0	
04/05-15-002-29W1/0	19-Dec	3.33	103	5.77	179	0	0			0	2	0	0	
-----			----		-----		-----		-----					
			2441		5418		51.21		0					Sum
04/13-09-002-29W1/0	19-Jan	79.87	2476	26.76	830	0	0			0	0	0	0	
04/13-09-002-29W1/0	19-Feb	66.48	1861	24.54	687	0	0			0	0	0	0	
04/13-09-002-29W1/0	19-Mar	78.26	2426	27.79	862	0	0			0	0	0	0	
04/13-09-002-29W1/0	19-Apr	73.4	2202	30.43	913	2.18	65.33			29.67	0	0	0	
04/13-09-002-29W1/0	19-May	67.49	2092	28.58	886	1.44	44.5			21.27	0	0	0	
04/13-09-002-29W1/0	19-Jun	64.56	1937	28.79	864	0.97	28.96			14.95	0	0	0	
04/13-09-002-29W1/0	19-Jul	50.73	1573	22.3	691	1.15	35.67			22.68	0	0	0	
04/13-09-002-29W1/0	19-Aug	55.07	1707	16.42	509	0.85	26.49			15.51	0	0	0	
04/13-09-002-29W1/0	19-Sep	56.33	1690	13.08	392	0.98	29.31			17.35	0	0	0	
04/13-09-002-29W1/0	19-Oct	57.95	1796	13.23	410	0.69	21.54			11.99	0	0	0	
04/13-09-002-29W1/0	19-Nov	55.75	1673	14.81	444	0.55	16.6			9.92	0	0	0	
04/13-09-002-29W1/0	19-Dec	56.84	1762	19.58	607	0.58	18.01			10.22	0	0	0	
-----			----		-----		-----		-----					
			23195		8096		286.4		0					Sum
04/15-16-002-29W1/0	19-Jan	78.15	2423	29.04	900	15.79	489.46			202.03	0	0	0	
04/15-16-002-29W1/0	19-Feb	66.11	1851	30.79	862	4.58	128.19			69.26	0	0	0	
04/15-16-002-29W1/0	19-Mar	116.56	3613	45.99	1426	5.15	159.62			44.18	0	0	0	
04/15-16-002-29W1/0	19-Apr	81.01	2430	16.83	505	2.92	87.58			36.04	0	0	0	
04/15-16-002-29W1/0	19-May	75.1	2328	15.68	486	1.11	34.26			14.71	0	0	0	
04/15-16-002-29W1/0	19-Jun	68.7	2061	12.64	379	1.57	46.97			22.79	0	0	0	
04/15-16-002-29W1/0	19-Jul	60.8	1885	6.83	212	1.12	34.61			18.36	0	0	0	
04/15-16-002-29W1/0	19-Aug	64.66	2004	6.83	212	0.77	24.01			11.98	0	0	0	

@name()	Date	Oil Rate (CD) bbl/d	Monthly Oil Prod bbl	Water Rate (CD) bbl/d	Monthly Water Prod bbl	Gas Rate (CD) Mcf/d	Monthly Gas Prod Mcf	Water Inj Rate (CD) bbl/d	INJ WINJ bbl	Gas Oil Ratio cf/bbl	Water Oil Ratio bbl/bbl	Inst. VRR	Cum VRR Since Prod	
04/15-16-002-29W1/0	19-Sep	65.51	1965	7.13	214	0.81	24.37			12.4	0	0	0	
04/15-16-002-29W1/0	19-Oct	70.73	2193	7.24	225	0.71	21.9			9.99	0	0	0	
04/15-16-002-29W1/0	19-Nov	70.19	2106	4.18	125	0.79	23.66			11.24	0	0	0	
04/15-16-002-29W1/0	19-Dec	71.42	2214	2.75	85	0.34	10.59			4.79	0	0	0	
-----			----		-----		-----		-----					
			27073		5631		1085.22		0					Sum
04/16-09-002-29W1/0	19-Jan	29.58	917	124.16	3849	7.3	226.37			246.88	4	0	0	
04/16-09-002-29W1/0	19-Feb	28.62	801	149.9	4197	10.18	284.99			355.65	5	0	0	
04/16-09-002-29W1/0	19-Mar	35.58	1103	172.47	5347	5.1	158.21			143.43	5	0	0	
04/16-09-002-29W1/0	19-Apr	40.62	1218	199.76	5993	3.32	99.59			81.73	5	0	0	
04/16-09-002-29W1/0	19-May	35.91	1113	134.91	4182	1.06	32.84			29.5	4	0	0	
04/16-09-002-29W1/0	19-Jun	35.44	1063	65.1	1953	1.28	38.49			36.21	2	0	0	
04/16-09-002-29W1/0	19-Jul	40.53	1256	92.14	2856	0.93	28.96			23.05	2	0	0	
04/16-09-002-29W1/0	19-Aug	35.28	1094	75.99	2356	0.62	19.07			17.44	2	0	0	
04/16-09-002-29W1/0	19-Sep	37.33	1120	54.38	1631	0.86	25.78			23.02	1	0	0	
04/16-09-002-29W1/0	19-Oct	33.96	1053	54.89	1702	0.58	18.01			17.11	2	0	0	
04/16-09-002-29W1/0	19-Nov	39.49	1185	62.35	1871	0.6	18.01			15.2	2	0	0	
04/16-09-002-29W1/0	19-Dec	41.49	1286	64.04	1985	0.63	19.42			15.1	2	0	0	
-----			----		-----		-----		-----					
			13210		37922		969.74		0					Sum
05/05-15-002-29W1/0	19-Jan	91.29	2830	27.16	842	67.74	2099.81			741.96	0	0	0	
05/05-15-002-29W1/0	19-Feb	79.65	2230	26.74	749	40.91	1145.61			513.67	0	0	0	
05/05-15-002-29W1/0	19-Mar	93.14	2887	29.79	924	13.48	417.77			144.69	0	0	0	
05/05-15-002-29W1/0	19-Apr	94.48	2834	32.28	969	13.9	417.07			147.15	0	0	0	
05/05-15-002-29W1/0	19-May	56.22	1743	17.82	552	1.82	56.5			32.42	0	0	0	
05/05-15-002-29W1/0	19-Jun	61.35	1841	21.14	634	2.3	68.86			37.42	0	0	0	
05/05-15-002-29W1/0	19-Jul	58.4	1810	20.76	643	1.83	56.86			31.4	0	0	0	
05/05-15-002-29W1/0	19-Aug	71	2201	24.53	761	1.87	57.92			26.31	0	0	0	
05/05-15-002-29W1/0	19-Sep	65.75	1972	19.21	576	2.04	61.09			30.98	0	0	0	
05/05-15-002-29W1/0	19-Oct	69.64	2159	19.7	611	1.09	33.9			15.7	0	0	0	
05/05-15-002-29W1/0	19-Nov	70.39	2112	19.98	599	1.05	31.43			14.88	0	0	0	
05/05-15-002-29W1/0	19-Dec	65.69	2037	20.45	634	1.29	39.91			19.6	0	0	0	
-----			----		-----		-----		-----					
			26657		8494		4486.73		0					Sum
05/15-16-002-29W1/0	19-Jan	156.91	4864	78.7	2440	49.01	1519.24			312.32	1	0	0	
05/15-16-002-29W1/0	19-Feb	121.1	3391	65.18	1825	26.8	750.44			221.31	1	0	0	

@name()	Date	Oil Rate (CD) bbl/d	Monthly Oil Prod bbl	Water Rate (CD) bbl/d	Monthly Water Prod bbl	Gas Rate (CD) Mcf/d	Monthly Gas Prod Mcf	Water Inj Rate (CD) bbl/d	INJ WINJ bbl	Gas Oil Ratio cf/bbl	Water Oil Ratio bbl/bbl	Inst. VRR	Cum VRR Since Prod	
05/15-16-002-29W1/0	19-Mar	136.38	4228	64.96	2014	12.05	373.63			88.37	0	0	0	
05/15-16-002-29W1/0	19-Apr	76.91	2307	36.53	1096	4.39	131.72			57.09	0	0	0	
05/15-16-002-29W1/0	19-May	82.94	2571	43.73	1356	2.49	77.34			30.08	1	0	0	
05/15-16-002-29W1/0	19-Jun	69.32	2080	32.58	977	2.51	75.22			36.17	0	0	0	
05/15-16-002-29W1/0	19-Jul	56.13	1740	28.95	897	1.91	59.33			34.1	1	0	0	
05/15-16-002-29W1/0	19-Aug	48.71	1510	21.77	675	1.31	40.61			26.89	0	0	0	
05/15-16-002-29W1/0	19-Sep	38.37	1151	13.75	412	1.33	39.91			34.67	0	0	0	
05/15-16-002-29W1/0	19-Oct	40.4	1252	12.58	390	1.17	36.37			29.04	0	0	0	
05/15-16-002-29W1/0	19-Nov	35.47	1064	10.67	320	0.93	27.9			26.22	0	0	0	
05/15-16-002-29W1/0	19-Dec	42.74	1325	12.26	380	0.63	19.42			14.66	0	0	0	
-----			----		-----		-----		-----					
			27484		12782		3151.13		0					Sum
06/05-15-002-29W1/0	19-Jan	28.45	882	28.79	892	16.35	506.77			574.63	1	0	0	
06/05-15-002-29W1/0	19-Feb	22.42	628	29.45	825	7.24	202.71			322.96	1	0	0	
06/05-15-002-29W1/0	19-Mar	34.25	1062	42.35	1313	3.62	112.3			105.77	1	0	0	
06/05-15-002-29W1/0	19-Apr	34.74	1042	45.9	1377	3.61	108.42			104.02	1	0	0	
06/05-15-002-29W1/0	19-May	28.56	885	38.1	1181	0.56	17.3			19.54	1	0	0	
06/05-15-002-29W1/0	19-Jun	24.06	722	34.62	1039	1.25	37.43			51.86	1	0	0	
06/05-15-002-29W1/0	19-Jul	19.77	613	30.31	940	0.9	27.9			45.53	2	0	0	
06/05-15-002-29W1/0	19-Aug	25.9	803	26.63	826	0.73	22.6			28.15	1	0	0	
06/05-15-002-29W1/0	19-Sep	20.31	609	19.53	586	0.39	11.65			19.12	1	0	0	
06/05-15-002-29W1/0	19-Oct	26.36	817	28.06	870	0.4	12.36			15.12	1	0	0	
06/05-15-002-29W1/0	19-Nov	25.72	772	27.18	816	0.35	10.59			13.73	1	0	0	
06/05-15-002-29W1/0	19-Dec	22.96	712	28.36	879	0.57	17.66			24.81	1	0	0	
-----			----		-----		-----		-----					
			9547		11542		1087.69		0					Sum
A0/04-09-002-29W1/0	19-Jan	4.73	146	0.09	3	1.96	60.74			414.65	0	0	0	
A0/04-09-002-29W1/0	19-Feb	4.03	113	0.05	1	1.14	31.78			281.83	0	0	0	
A0/04-09-002-29W1/0	19-Mar	5.73	177	0.06	2	0.93	28.96			163.15	0	0	0	
A0/04-09-002-29W1/0	19-Apr	6.16	185	0.3	9	1	30.02			162.55	0	0	0	
A0/04-09-002-29W1/0	19-May	6.11	189	0.33	10	0.31	9.53			50.35	0	0	0	
A0/04-09-002-29W1/0	19-Jun	3.97	119	0.2	6	0.19	5.65			47.41	0	0	0	
A0/04-09-002-29W1/0	19-Jul	3.94	122	0.2	6	0.1	3.18			26.01	0	0	0	
A0/04-09-002-29W1/0	19-Aug	3.84	119	0.2	6	0.14	4.24			35.59	0	0	0	
A0/04-09-002-29W1/0	19-Sep	3.99	120	0.19	6	0	0			0	0	0	0	
A0/04-09-002-29W1/0	19-Oct	4.12	128	0.18	6	0	0			0	0	0	0	
A0/04-09-002-29W1/0	19-Nov	4.2	126	0.18	6	0	0			0	0	0	0	

@name()	Date	Oil Rate (CD) bbl/d	Monthly Oil Prod bbl	Water Rate (CD) bbl/d	Monthly Water Prod bbl	Gas Rate (CD) Mcf/d	Monthly Gas Prod Mcf	Water Inj Rate (CD) bbl/d	INJ WINJ bbl	Gas Oil Ratio cf/bbl	Water Oil Ratio bbl/bbl	Inst. VRR	Cum VRR Since Prod	
A0/04-09-002-29W1/0	19-Dec	3.69	114	0.13	4	0	0			0	0	0	0	
-----			----		-----		-----		-----					
			1659		65		174.1		0					Sum
A0/10-09-002-29W1/0	19-Feb							133.57	3739.92				0.75	
A0/10-09-002-29W1/0	19-Mar							153.33	4753.21				0.841	
A0/10-09-002-29W1/0	19-Apr							0	0				0.841	
A0/10-09-002-29W1/0	19-May							26.03	806.98				0.857	
A0/10-09-002-29W1/0	19-Jun							65.67	1969.97				0.895	
A0/10-09-002-29W1/0	19-Jul							71.99	2231.62				0.937	
A0/10-09-002-29W1/0	19-Aug							46.18	1431.56				0.965	
A0/10-09-002-29W1/0	19-Sep							36.61	1098.2				0.986	
A0/10-09-002-29W1/0	19-Oct							37.33	1157.32				1.008	
A0/10-09-002-29W1/0	19-Nov							41.05	1231.54				1.032	
A0/10-09-002-29W1/0	19-Dec							45.71	1417.09				1.059	
-----			----		-----		-----		-----					
			0		0		0		19837.42					Sum
A0/14-08-002-29W1/0	19-Jan	1.3	40	0.11	3	1.69	52.27			1294.33	0	0	0	
A0/14-08-002-29W1/0	19-Feb	0.22	6	0.02	1	0.25	7.06			1157.65	0	0	0	
A0/14-08-002-29W1/0	19-Mar	0	0	0	0	0	0						0	
A0/14-08-002-29W1/0	19-Apr	0	0	0	0	0	0						0	
A0/14-08-002-29W1/0	19-Jun							12.79	383.68				0.012	
A0/14-08-002-29W1/0	19-Jul							55.61	1724.04				0.067	
A0/14-08-002-29W1/0	19-Aug							61.05	1892.6				0.128	
A0/14-08-002-29W1/0	19-Sep							53.86	1615.85				0.179	
A0/14-08-002-29W1/0	19-Oct							33.52	1039.08				0.212	
A0/14-08-002-29W1/0	19-Nov							24.36	730.88				0.236	
A0/14-08-002-29W1/0	19-Dec							20.88	647.22				0.256	
-----			----		-----		-----		-----					
			46		4		59.33		8033.34					Sum
B0/01-09-002-29W1/0	19-Feb							62.62	1753.41				0.04	
B0/01-09-002-29W1/0	19-Mar							54.86	1700.76				0.069	
B0/01-09-002-29W1/0	19-Apr							0	0				0.069	
B0/01-09-002-29W1/0	19-May							10.03	311.03				0.074	
B0/01-09-002-29W1/0	19-Jun							25.49	764.59				0.087	
B0/01-09-002-29W1/0	19-Jul							52.2	1618.24				0.114	
B0/01-09-002-29W1/0	19-Aug							45.25	1402.69				0.138	

@name()	Date	Oil Rate (CD) bbl/d	Monthly Oil Prod bbl	Water Rate (CD) bbl/d	Monthly Water Prod bbl	Gas Rate (CD) Mcf/d	Monthly Gas Prod Mcf	Water Inj Rate (CD) bbl/d	INJ WINJ bbl	Gas Oil Ratio cf/bbl	Water Oil Ratio bbl/bbl	Inst. VRR	Cum VRR Since Prod	
B0/01-09-002-29W1/0	19-Sep							38.76	1162.67				0.158	
B0/01-09-002-29W1/0	19-Oct							37.54	1163.61				0.177	
B0/01-09-002-29W1/0	19-Nov							38.65	1159.59				0.197	
B0/01-09-002-29W1/0	19-Dec							36.82	1141.29				0.216	
-----			----		----		----		-----					
			0		0		0		12177.88					Sum
B0/01-17-002-29W1/0	19-Jan	0.76	23	0.09	3	2.24	69.57			2965.34	0	0	0	
B0/01-17-002-29W1/0	19-Feb	0.39	11	0.04	1	1.95	54.74			4972.92	0	0	0	
B0/01-17-002-29W1/0	19-Mar	0	0	0	0	0	0						0	
B0/01-17-002-29W1/0	19-Apr	0	0	0	0	0	0						0	
B0/01-17-002-29W1/0	19-Jun							5.54	166.05				0.003	
B0/01-17-002-29W1/0	19-Jul							63.83	1978.77				0.044	
B0/01-17-002-29W1/0	19-Aug							77.49	2402.08				0.093	
B0/01-17-002-29W1/0	19-Sep							43.25	1297.59				0.12	
B0/01-17-002-29W1/0	19-Oct							39.1	1212.05				0.144	
B0/01-17-002-29W1/0	19-Nov							33.32	999.45				0.165	
B0/01-17-002-29W1/0	19-Dec							30.62	949.13				0.184	
-----			----		----		----		-----					
			34		4		124.31		9005.12					Sum
B0/02-17-002-29W1/0	19-Feb							0.63	17.61				3.222	
B0/02-17-002-29W1/0	19-Mar							0.78	24.09				3.223	
B0/02-17-002-29W1/0	19-Apr							0	0				3.223	
B0/02-17-002-29W1/0	19-May							0.63	19.5				3.225	
B0/02-17-002-29W1/0	19-Jun							1.28	38.3				3.227	
B0/02-17-002-29W1/0	19-Jul							0.63	19.5				3.228	
B0/02-17-002-29W1/0	19-Aug							0.63	19.5				3.229	
B0/02-17-002-29W1/0	19-Sep							0.67	20.13				3.231	
B0/02-17-002-29W1/0	19-Oct							0.85	26.42				3.232	
B0/02-17-002-29W1/0	19-Nov							2.39	71.7				3.237	
B0/02-17-002-29W1/0	19-Dec							3.2	99.25				3.243	
-----			----		----		----		-----					
			0		0		0		356					Sum
B0/03-09-002-29W1/0	19-Feb							28.57	799.87				0.195	
B0/03-09-002-29W1/0	19-Mar							26.82	831.51				0.207	
B0/03-09-002-29W1/0	19-Apr							0	0				0.207	
B0/03-09-002-29W1/0	19-May							14.93	462.93				0.213	

@name()	Date	Oil Rate (CD) bbl/d	Monthly Oil Prod bbl	Water Rate (CD) bbl/d	Monthly Water Prod bbl	Gas Rate (CD) Mcf/d	Monthly Gas Prod Mcf	Water Inj Rate (CD) bbl/d	INJ WINJ bbl	Gas Oil Ratio cf/bbl	Water Oil Ratio bbl/bbl	Inst. VRR	Cum VRR Since Prod	
B0/03-09-002-29W1/0	19-Jun							19.48	584.51				0.222	
B0/03-09-002-29W1/0	19-Jul							19.63	608.48				0.231	
B0/03-09-002-29W1/0	19-Aug							16.75	519.16				0.238	
B0/03-09-002-29W1/0	19-Sep							14.85	445.63				0.245	
B0/03-09-002-29W1/0	19-Oct							14.71	456.01				0.252	
B0/03-09-002-29W1/0	19-Nov							15.11	453.37				0.258	
B0/03-09-002-29W1/0	19-Dec							16.11	499.41				0.265	
-----			----		-----		-----		-----					
			0		0		0		5660.89					Sum
B0/03-17-002-29W1/0	19-Jan	0.53	16	0.08	2	1.17	36.37			2215.72	0	0	0	
B0/03-17-002-29W1/0	19-Feb	0	0	0	0	0	0						0	
B0/03-17-002-29W1/0	19-Mar	0	0	0	0	0	0						0	
B0/03-17-002-29W1/0	19-Apr	0	0	0	0	0	0						0	
B0/03-17-002-29W1/0	19-Jun							12.12	363.55				0.007	
B0/03-17-002-29W1/0	19-Jul							54.13	1678.12				0.038	
B0/03-17-002-29W1/0	19-Aug							61.32	1900.78				0.074	
B0/03-17-002-29W1/0	19-Sep							47.53	1425.9				0.1	
B0/03-17-002-29W1/0	19-Oct							55.15	1709.57				0.132	
B0/03-17-002-29W1/0	19-Nov							49.58	1487.54				0.16	
B0/03-17-002-29W1/0	19-Dec							42.89	1329.67				0.185	
-----			----		-----		-----		-----					
			16		2		36.37		9895.12					Sum
B0/04-16-002-29W1/0	19-Feb							0.63	17.61				2.382	
B0/04-16-002-29W1/0	19-Mar							1.66	51.58				2.384	
B0/04-16-002-29W1/0	19-Apr							0	0				2.384	
B0/04-16-002-29W1/0	19-May							0.63	19.5				2.385	
B0/04-16-002-29W1/0	19-Jun							2.6	77.99				2.388	
B0/04-16-002-29W1/0	19-Jul							0.63	19.5				2.388	
B0/04-16-002-29W1/0	19-Aug							0.63	19.5				2.389	
B0/04-16-002-29W1/0	19-Sep							2.47	74.22				2.392	
B0/04-16-002-29W1/0	19-Oct							17.43	540.29				2.413	
B0/04-16-002-29W1/0	19-Nov							19.35	580.55				2.435	
B0/04-16-002-29W1/0	19-Dec							20.72	642.19				2.46	
-----			----		-----		-----		-----					
			0		0		0		2042.93					Sum
B0/05-15-002-29W1/0	19-Feb							45.26	1267.27				0.522	

@name()	Date	Oil Rate (CD) bbl/d	Monthly Oil Prod bbl	Water Rate (CD) bbl/d	Monthly Water Prod bbl	Gas Rate (CD) Mcf/d	Monthly Gas Prod Mcf	Water Inj Rate (CD) bbl/d	INJ WINJ bbl	Gas Oil Ratio cf/bbl	Water Oil Ratio bbl/bbl	Inst. VRR	Cum VRR Since Prod	
B0/05-15-002-29W1/0	19-Mar							42.71	1323.88				0.557	
B0/05-15-002-29W1/0	19-Apr							0	0				0.557	
B0/05-15-002-29W1/0	19-May							15.34	475.51				0.569	
B0/05-15-002-29W1/0	19-Jun							27.69	830.63				0.591	
B0/05-15-002-29W1/0	19-Jul							25.62	794.09				0.612	
B0/05-15-002-29W1/0	19-Aug							23.11	716.28				0.63	
B0/05-15-002-29W1/0	19-Sep							20.86	625.84				0.647	
B0/05-15-002-29W1/0	19-Oct							21.28	659.8				0.664	
B0/05-15-002-29W1/0	19-Nov							22.75	682.44				0.682	
B0/05-15-002-29W1/0	19-Dec							22.66	702.57				0.7	
-----			----		-----		-----		-----					
			0		0		0		8078.31					Sum
B0/06-09-002-29W1/0	19-Feb							18.1	506.9				6.02	
B0/06-09-002-29W1/0	19-Mar							11.87	368.08				6.044	
B0/06-09-002-29W1/0	19-Apr							0	0				6.044	
B0/06-09-002-29W1/0	19-May							6.37	197.5				6.056	
B0/06-09-002-29W1/0	19-Jun							9.54	286.12				6.075	
B0/06-09-002-29W1/0	19-Jul							11.15	345.56				6.097	
B0/06-09-002-29W1/0	19-Aug							9.68	300.02				6.116	
B0/06-09-002-29W1/0	19-Sep							8	239.96				6.131	
B0/06-09-002-29W1/0	19-Oct							9.09	281.78				6.149	
B0/06-09-002-29W1/0	19-Nov							10.02	300.46				6.169	
B0/06-09-002-29W1/0	19-Dec							10.17	315.12				6.189	
-----			----		-----		-----		-----					
			0		0		0		3141.51					Sum
B0/06-16-002-29W1/0	19-Feb							0.63	17.61				2.503	
B0/06-16-002-29W1/0	19-Mar							1.84	57.11				2.505	
B0/06-16-002-29W1/0	19-Apr							0	0				2.505	
B0/06-16-002-29W1/0	19-May							0.63	19.5				2.506	
B0/06-16-002-29W1/0	19-Jun							1.05	31.64				2.507	
B0/06-16-002-29W1/0	19-Jul							0.63	19.5				2.508	
B0/06-16-002-29W1/0	19-Aug							0.63	19.5				2.509	
B0/06-16-002-29W1/0	19-Sep							0.64	19.31				2.51	
B0/06-16-002-29W1/0	19-Oct							0.63	19.5				2.51	
B0/06-16-002-29W1/0	19-Nov							2.39	71.7				2.513	
B0/06-16-002-29W1/0	19-Dec							3.14	97.49				2.517	
-----			----		-----		-----		-----					

@name()	Date	Oil Rate (CD) bbl/d	Monthly Oil Prod bbl	Water Rate (CD) bbl/d	Monthly Water Prod bbl	Gas Rate (CD) Mcf/d	Monthly Gas Prod Mcf	Water Inj Rate (CD) bbl/d	INJ WINJ bbl	Gas Oil Ratio cf/bbl	Water Oil Ratio bbl/bbl	Inst. VRR	Cum VRR Since Prod	
			0		0		0		372.86					Sum
B0/07-09-002-29W1/0	19-Feb							2.76	77.36				0.172	
B0/07-09-002-29W1/0	19-Mar							59.43	1842.28				0.189	
B0/07-09-002-29W1/0	19-Apr							0	0				0.189	
B0/07-09-002-29W1/0	19-May							18.22	564.82				0.194	
B0/07-09-002-29W1/0	19-Jun							13.42	402.55				0.197	
B0/07-09-002-29W1/0	19-Jul							39	1208.9				0.208	
B0/07-09-002-29W1/0	19-Aug							34.11	1057.32				0.218	
B0/07-09-002-29W1/0	19-Sep							30.27	908.25				0.227	
B0/07-09-002-29W1/0	19-Oct							30.31	939.7				0.235	
B0/07-09-002-29W1/0	19-Nov							31.32	939.7				0.244	
B0/07-09-002-29W1/0	19-Dec							31.29	969.89				0.253	
*****			----		-----		-----		-----					
			0		0		0		8910.77					Sum
B0/07-16-002-29W1/0	19-Feb							38.39	1074.93				0.657	
B0/07-16-002-29W1/0	19-Mar							35.53	1101.35				0.687	
B0/07-16-002-29W1/0	19-Apr							0	0				0.687	
B0/07-16-002-29W1/0	19-May							8.52	264.17				0.694	
B0/07-16-002-29W1/0	19-Jun							21.72	651.62				0.712	
B0/07-16-002-29W1/0	19-Jul							24.83	769.87				0.733	
B0/07-16-002-29W1/0	19-Aug							13.86	429.59				0.745	
B0/07-16-002-29W1/0	19-Sep							10.99	329.59				0.754	
B0/07-16-002-29W1/0	19-Oct							3.33	103.15				0.757	
B0/07-16-002-29W1/0	19-Nov							3.61	108.18				0.76	
B0/07-16-002-29W1/0	19-Dec							3.9	120.95				0.763	
*****			----		-----		-----		-----					
			0		0		0		4953.41					Sum
B0/07-17-002-29W1/0	19-Jan	1.25	39	0.16	5	1.45	44.85			1153.81	0	0	0	
B0/07-17-002-29W1/0	19-Feb	1.65	46	0.28	8	1.58	44.14			956.16	0	0	0	
B0/07-17-002-29W1/0	19-Mar	0.52	16	0.09	3	0.11	3.53			219.32	0	0	0	
B0/07-17-002-29W1/0	19-Apr	0	0	0	0	0	0						0	
B0/07-17-002-29W1/0	19-Jun							4.51	135.23				0.003	
B0/07-17-002-29W1/0	19-Jul							55.11	1708.31				0.043	
B0/07-17-002-29W1/0	19-Aug							61.25	1898.89				0.088	
B0/07-17-002-29W1/0	19-Sep							60.53	1815.87				0.131	
B0/07-17-002-29W1/0	19-Oct							42.36	1313.31				0.162	

@name()	Date	Oil Rate (CD) bbl/d	Monthly Oil Prod bbl	Water Rate (CD) bbl/d	Monthly Water Prod bbl	Gas Rate (CD) Mcf/d	Monthly Gas Prod Mcf	Water Inj Rate (CD) bbl/d	INJ WINJ bbl	Gas Oil Ratio cf/bbl	Water Oil Ratio bbl/bbl	Inst. VRR	Cum VRR Since Prod	
B0/07-17-002-29W1/0	19-Nov							37.19	1115.81				0.188	
B0/07-17-002-29W1/0	19-Dec							26.4	818.3				0.208	
-----			----		-----		-----		-----					
			101		16		92.52		8805.73					Sum
B0/08-09-002-29W1/0	19-Feb							0.63	17.61				8.474	
B0/08-09-002-29W1/0	19-Mar							0.63	19.5				8.477	
B0/08-09-002-29W1/0	19-Apr							0	0				8.477	
B0/08-09-002-29W1/0	19-May							1.72	53.46				8.483	
B0/08-09-002-29W1/0	19-Jun							0.63	18.87				8.486	
B0/08-09-002-29W1/0	19-Jul							0.63	19.5				8.489	
B0/08-09-002-29W1/0	19-Aug							0.63	19.5				8.491	
B0/08-09-002-29W1/0	19-Sep							0.63	18.87				8.494	
B0/08-09-002-29W1/0	19-Oct							0.63	19.5				8.496	
B0/08-09-002-29W1/0	19-Nov							3.44	103.09				8.51	
B0/08-09-002-29W1/0	19-Dec							3.14	97.49				8.522	
-----			----		-----		-----		-----					
			0		0		0		387.39					Sum
B0/08-16-002-29W1/0	19-Feb							10.67	298.77				3.107	
B0/08-16-002-29W1/0	19-Mar							32.63	1011.4				3.191	
B0/08-16-002-29W1/0	19-Apr							0	0				3.191	
B0/08-16-002-29W1/0	19-May							1.93	59.75				3.196	
B0/08-16-002-29W1/0	19-Jun							6.48	194.36				3.212	
B0/08-16-002-29W1/0	19-Jul							7.12	220.77				3.23	
B0/08-16-002-29W1/0	19-Aug							2.82	87.43				3.237	
B0/08-16-002-29W1/0	19-Sep							1.59	47.8				3.241	
B0/08-16-002-29W1/0	19-Oct							0.71	22.01				3.243	
B0/08-16-002-29W1/0	19-Nov							2.41	72.33				3.249	
B0/08-16-002-29W1/0	19-Dec							3.14	97.49				3.257	
-----			----		-----		-----		-----					
			0		0		0		2112.12					Sum
B0/09-17-002-29W1/0	19-Jan	0.29	9	0.02	1	0.33	10.24			1146.64	0	0	0	
B0/09-17-002-29W1/0	19-Feb	1.53	43	0.16	5	0.97	27.19			635.77	0	0	0	
B0/09-17-002-29W1/0	19-Mar	0.63	20	0.07	2	0.16	4.94			251.94	0	0	0	
B0/09-17-002-29W1/0	19-Apr	0	0	0	0	0	0						0	
B0/09-17-002-29W1/0	19-Jun							5.92	177.62				0.007	
B0/09-17-002-29W1/0	19-Jul							57.57	1784.54				0.08	

@name()	Date	Oil Rate (CD) bbl/d	Monthly Oil Prod bbl	Water Rate (CD) bbl/d	Monthly Water Prod bbl	Gas Rate (CD) Mcf/d	Monthly Gas Prod Mcf	Water Inj Rate (CD) bbl/d	INJ WINJ bbl	Gas Oil Ratio cf/bbl	Water Oil Ratio bbl/bbl	Inst. VRR	Cum VRR Since Prod	
B0/09-17-002-29W1/0	19-Aug							62.94	1951.22				0.16	
B0/09-17-002-29W1/0	19-Sep							46.58	1397.34				0.217	
B0/09-17-002-29W1/0	19-Oct							40.86	1266.52				0.269	
B0/09-17-002-29W1/0	19-Nov							41.12	1233.56				0.32	
B0/09-17-002-29W1/0	19-Dec							38.26	1186.13				0.368	
-----			----		-----		-----		-----					
			71		8		42.38		8996.94					Sum
B0/11-09-002-29W1/0	19-Feb							17.41	487.46				1.302	
B0/11-09-002-29W1/0	19-Mar							15.12	468.59				1.314	
B0/11-09-002-29W1/0	19-Apr							0	0				1.314	
B0/11-09-002-29W1/0	19-May							11	340.91				1.322	
B0/11-09-002-29W1/0	19-Jun							10.67	320.15				1.33	
B0/11-09-002-29W1/0	19-Jul							11.14	345.31				1.339	
B0/11-09-002-29W1/0	19-Aug							8.08	250.33				1.345	
B0/11-09-002-29W1/0	19-Sep							7.31	219.39				1.351	
B0/11-09-002-29W1/0	19-Oct							7.97	247.19				1.357	
B0/11-09-002-29W1/0	19-Nov							8.49	254.74				1.363	
B0/11-09-002-29W1/0	19-Dec							8.68	269.2				1.37	
-----			----		-----		-----		-----					
			0		0		0		3203.27					Sum
B0/11-16-002-29W1/0	19-Feb							46.89	1313				0.047	
B0/11-16-002-29W1/0	19-Mar							24.13	748.11				0.062	
B0/11-16-002-29W1/0	19-Apr							0	0				0.062	
B0/11-16-002-29W1/0	19-May							0.65	20.25				0.062	
B0/11-16-002-29W1/0	19-Jun							14.85	445.51				0.071	
B0/11-16-002-29W1/0	19-Jul							38.67	1198.71				0.094	
B0/11-16-002-29W1/0	19-Aug							50.5	1565.41				0.125	
B0/11-16-002-29W1/0	19-Sep							84.88	2546.49				0.175	
B0/11-16-002-29W1/0	19-Oct							52.58	1629.88				0.207	
B0/11-16-002-29W1/0	19-Nov							42.74	1282.24				0.232	
B0/11-16-002-29W1/0	19-Dec							42.44	1315.7				0.257	
-----			----		-----		-----		-----					
			0		0		0		12065.3					Sum
B0/12-17-002-29W1/0	19-Feb							0.63	17.61				1.148	
B0/12-17-002-29W1/0	19-Mar							0.85	26.42				1.152	
B0/12-17-002-29W1/0	19-Apr							0	0				1.152	

@name()	Date	Oil Rate (CD) bbl/d	Monthly Oil Prod bbl	Water Rate (CD) bbl/d	Monthly Water Prod bbl	Gas Rate (CD) Mcf/d	Monthly Gas Prod Mcf	Water Inj Rate (CD) bbl/d	INJ WINJ bbl	Gas Oil Ratio cf/bbl	Water Oil Ratio bbl/bbl	Inst. VRR	Cum VRR Since Prod	
B0/12-17-002-29W1/0	19-May							0.63	19.5				1.154	
B0/12-17-002-29W1/0	19-Jun							0.63	18.87				1.156	
B0/12-17-002-29W1/0	19-Jul							0.63	19.5				1.159	
B0/12-17-002-29W1/0	19-Aug							0.63	19.5				1.161	
B0/12-17-002-29W1/0	19-Sep							0.63	18.87				1.163	
B0/12-17-002-29W1/0	19-Oct							0.63	19.5				1.165	
B0/12-17-002-29W1/0	19-Nov							2.94	88.31				1.176	
B0/12-17-002-29W1/0	19-Dec							3.14	97.49				1.188	
-----			----		-----		-----		-----					
			0		0		0		345.56					Sum
B0/13-04-002-29W1/0	19-Feb							0.63	17.61				0.051	
B0/13-04-002-29W1/0	19-Mar							3.55	110.07				0.054	
B0/13-04-002-29W1/0	19-Apr							0	0				0.054	
B0/13-04-002-29W1/0	19-May							0.63	19.5				0.054	
B0/13-04-002-29W1/0	19-Jun							0.63	18.87				0.055	
B0/13-04-002-29W1/0	19-Jul							0.63	19.5				0.056	
B0/13-04-002-29W1/0	19-Aug							0.63	19.5				0.056	
B0/13-04-002-29W1/0	19-Sep							0.63	18.87				0.057	
B0/13-04-002-29W1/0	19-Oct							0.63	19.5				0.057	
B0/13-04-002-29W1/0	19-Nov							2.56	76.74				0.059	
B0/13-04-002-29W1/0	19-Dec							3.14	97.49				0.062	
-----			----		-----		-----		-----					
			0		0		0		417.64					Sum
B0/13-09-002-29W1/0	19-Jan	6.42	199	0.89	28	4.19	129.96			653.44	0	0	0	
B0/13-09-002-29W1/0	19-Feb	5.06	142	0.8	22	1.87	52.27			368.82	0	0	0	
B0/13-09-002-29W1/0	19-Mar	6.05	187	0.89	28	1.11	34.26			182.7	0	0	0	
B0/13-09-002-29W1/0	19-Apr	5.74	172	0.94	28	1.35	40.61			235.73	0	0	0	
B0/13-09-002-29W1/0	19-May	6.38	198	1.1	34	0.64	19.78			100.07	0	0	0	
B0/13-09-002-29W1/0	19-Jun	6.57	197	1.09	33	0.69	20.84			105.63	0	0	0	
B0/13-09-002-29W1/0	19-Jul	6.23	193	1.11	34	0.38	11.65			60.37	0	0	0	
B0/13-09-002-29W1/0	19-Aug	5.92	183	1.04	32	0.24	7.42			40.42	0	0	0	
B0/13-09-002-29W1/0	19-Sep	5.85	175	0.92	28	0.28	8.48			48.33	0	0	0	
B0/13-09-002-29W1/0	19-Oct	1.62	50	0.23	7	0.3	9.18			182.7	0	0	0	
B0/13-09-002-29W1/0	19-Nov	0.58	17	0.06	2	0.31	9.18			525.11	0	0	0	
B0/13-09-002-29W1/0	19-Dec	0.6	19	0.06	2	0.33	10.24			551.94	0	0	0	
-----			----		-----		-----		-----					
			1733		278		353.85		0					Sum

@name()	Date	Oil Rate (CD) bbl/d	Monthly Oil Prod bbl	Water Rate (CD) bbl/d	Monthly Water Prod bbl	Gas Rate (CD) Mcf/d	Monthly Gas Prod Mcf	Water Inj Rate (CD) bbl/d	INJ WINJ bbl	Gas Oil Ratio cf/bbl	Water Oil Ratio bbl/bbl	Inst. VRR	Cum VRR Since Prod	
B0/14-04-002-29W1/0	19-Feb							1.4	39.12				4.625	
B0/14-04-002-29W1/0	19-Mar							1.29	39.88				4.63	
B0/14-04-002-29W1/0	19-Apr							0	0				4.63	
B0/14-04-002-29W1/0	19-May							0.63	19.5				4.633	
B0/14-04-002-29W1/0	19-Jun							9.49	284.68				4.669	
B0/14-04-002-29W1/0	19-Jul							1.68	52.08				4.675	
B0/14-04-002-29W1/0	19-Aug							0.63	19.5				4.678	
B0/14-04-002-29W1/0	19-Sep							0.63	18.87				4.68	
B0/14-04-002-29W1/0	19-Oct							1.6	49.69				4.687	
B0/14-04-002-29W1/0	19-Nov							10.29	308.83				4.726	
B0/14-04-002-29W1/0	19-Dec							4.04	125.17				4.742	
-----			----		-----		-----		-----					
			0		0		0		957.31					Sum
B0/14-08-002-29W1/0	19-Feb							0.63	17.61				0.898	
B0/14-08-002-29W1/0	19-Mar							0.77	23.9				0.901	
B0/14-08-002-29W1/0	19-Apr							0	0				0.901	
B0/14-08-002-29W1/0	19-May							0.63	19.5				0.904	
B0/14-08-002-29W1/0	19-Jun							0.75	22.64				0.907	
B0/14-08-002-29W1/0	19-Jul							0.63	19.5				0.909	
B0/14-08-002-29W1/0	19-Aug							0.63	19.5				0.912	
B0/14-08-002-29W1/0	19-Sep							0.63	18.87				0.914	
B0/14-08-002-29W1/0	19-Oct							0.63	19.5				0.917	
B0/14-08-002-29W1/0	19-Nov							2.39	71.7				0.926	
B0/14-08-002-29W1/0	19-Dec							3.14	97.49				0.938	
-----			----		-----		-----		-----					
			0		0		0		330.21					Sum
B0/15-16-002-29W1/0	19-Feb							57.98	1623.4				0.068	
B0/15-16-002-29W1/0	19-Mar							58.03	1798.88				0.116	
B0/15-16-002-29W1/0	19-Apr							0	0				0.116	
B0/15-16-002-29W1/0	19-May							0.63	19.5				0.116	
B0/15-16-002-29W1/0	19-Jun							14.49	434.63				0.128	
B0/15-16-002-29W1/0	19-Jul							52.39	1624.03				0.172	
B0/15-16-002-29W1/0	19-Aug							67.26	2085.07				0.228	
B0/15-16-002-29W1/0	19-Sep							41.46	1243.81				0.261	
B0/15-16-002-29W1/0	19-Oct							31.07	963.1				0.287	
B0/15-16-002-29W1/0	19-Nov							24.69	740.81				0.307	

@name()	Date	Oil Rate (CD) bbl/d	Monthly Oil Prod bbl	Water Rate (CD) bbl/d	Monthly Water Prod bbl	Gas Rate (CD) Mcf/d	Monthly Gas Prod Mcf	Water Inj Rate (CD) bbl/d	INJ WINJ bbl	Gas Oil Ratio cf/bbl	Water Oil Ratio bbl/bbl	Inst. VRR	Cum VRR Since Prod	
B0/15-16-002-29W1/0	19-Dec							22.65	702.07				0.326	
-----			----		-----		-----		-----					
			0		0		0		11235.29					Sum
B0/15-17-002-29W1/0	19-Jan	3.3	102	0.24	7	2.77	85.81			838.56	0	0	0	
B0/15-17-002-29W1/0	19-Feb	1.96	55	0.18	5	1.7	47.67			870.23	0	0	0	
B0/15-17-002-29W1/0	19-Mar	3.13	97	0.32	10	0.74	22.95			236.37	0	0	0	
B0/15-17-002-29W1/0	19-Apr	3.54	106	0.41	12	0.66	19.78			186.05	0	0	0	
B0/15-17-002-29W1/0	19-May	3.51	109	0.41	13	0.31	9.53			87.68	0	0	0	
B0/15-17-002-29W1/0	19-Jun	2.58	77	0.29	9	0.15	4.59			59.34	0	0	0	
B0/15-17-002-29W1/0	19-Jul	1.75	54	0.2	6	0	0			0	0	0	0	
B0/15-17-002-29W1/0	19-Aug	1.7	53	0.2	6	0	0			0	0	0	0	
B0/15-17-002-29W1/0	19-Sep	1.7	51	0.19	6	0	0			0	0	0	0	
B0/15-17-002-29W1/0	19-Oct	1.73	54	0.18	6	0	0			0	0	0	0	
B0/15-17-002-29W1/0	19-Nov	1.75	53	0.18	5	0	0			0	0	0	0	
B0/15-17-002-29W1/0	19-Dec	0.6	19	0.06	2	0	0			0	0	0	0	
-----			----		-----		-----		-----					
			829		87		190.35		0					Sum
B0/16-17-002-29W1/0	19-Apr							0	0				1.474	
B0/16-17-002-29W1/0	19-Jun							0.63	18.87				1.479	
B0/16-17-002-29W1/0	19-Jul							0.63	19.5				1.483	
B0/16-17-002-29W1/0	19-Aug							0.63	19.5				1.488	
B0/16-17-002-29W1/0	19-Sep							0.63	18.87				1.492	
B0/16-17-002-29W1/0	19-Oct							0.63	19.5				1.497	
B0/16-17-002-29W1/0	19-Nov							2.39	71.7				1.514	
B0/16-17-002-29W1/0	19-Dec							3.14	97.49				1.537	
-----			----		-----		-----		-----					
			0		0		0		265.43					Sum
C0/04-09-002-29W1/0	19-Jan	8.91	276	0.51	16	2.54	78.75			285.08	0	0	0	
C0/04-09-002-29W1/0	19-Feb	7.51	210	0.44	12	1.54	43.08			204.78	0	0	0	
C0/04-09-002-29W1/0	19-Mar	9.65	299	0.7	22	0.66	20.48			68.48	0	0	0	
C0/04-09-002-29W1/0	19-Apr	6.67	200	0.52	16	0.57	16.95			84.7	0	0	0	
C0/04-09-002-29W1/0	19-May	5.43	168	0.41	13	0.17	5.3			31.48	0	0	0	
C0/04-09-002-29W1/0	19-Jun	6.59	198	0.47	14	0.32	9.53			48.26	0	0	0	
C0/04-09-002-29W1/0	19-Jul	6.58	204	0.48	15	0.3	9.18			44.99	0	0	0	
C0/04-09-002-29W1/0	19-Aug	6.42	199	0.46	14	0.24	7.42			37.28	0	0	0	
C0/04-09-002-29W1/0	19-Sep	4.31	129	0.28	8	0.35	10.59			82	0	0	0	

@name()	Date	Oil Rate (CD) bbl/d	Monthly Oil Prod bbl	Water Rate (CD) bbl/d	Monthly Water Prod bbl	Gas Rate (CD) Mcf/d	Monthly Gas Prod Mcf	Water Inj Rate (CD) bbl/d	INJ WINJ bbl	Gas Oil Ratio cf/bbl	Water Oil Ratio bbl/bbl	Inst. VRR	Cum VRR Since Prod	
C0/04-09-002-29W1/0	19-Oct	3.62	112	0.24	7	0.21	6.36			56.68	0	0	0	
C0/04-09-002-29W1/0	19-Nov	3.68	111	0.24	7	0.29	8.83			79.89	0	0	0	
C0/04-09-002-29W1/0	19-Dec	5.25	163	0.3	9	0.35	10.95			67.25	0	0	0	
-----			----		-----		-----		-----					
			2269		153		227.43		0					Sum
C0/04-16-002-29W1/0	19-Feb							55.51	1554.21				0.062	
C0/04-16-002-29W1/0	19-Mar							38.04	1179.34				0.083	
C0/04-16-002-29W1/0	19-Apr							0	0				0.083	
C0/04-16-002-29W1/0	19-May							0.63	19.5				0.084	
C0/04-16-002-29W1/0	19-Jun							10.55	316.38				0.089	
C0/04-16-002-29W1/0	19-Jul							32.06	993.79				0.107	
C0/04-16-002-29W1/0	19-Aug							24.57	761.7				0.121	
C0/04-16-002-29W1/0	19-Sep							18.56	556.71				0.131	
C0/04-16-002-29W1/0	19-Oct							17.79	551.62				0.141	
C0/04-16-002-29W1/0	19-Nov							18.66	559.79				0.151	
C0/04-16-002-29W1/0	19-Dec							19.28	597.53				0.162	
-----			----		-----		-----		-----					
			0		0		0		7090.56					Sum
C0/04-17-002-29W1/0	19-Jan	1.42	44	0.2	6	1.8	55.8			1263.68	0	0	0	
C0/04-17-002-29W1/0	19-Feb	0.27	8	0.05	1	0.53	14.83			1965.11	0	0	0	
C0/04-17-002-29W1/0	19-Mar	0	0	0	0	0	0						0	
C0/04-17-002-29W1/0	19-Apr	0	0	0	0	0	0	0	0				0	
C0/04-17-002-29W1/0	19-Jun							15.49	464.57				0.014	
C0/04-17-002-29W1/0	19-Jul							56.55	1752.97				0.065	
C0/04-17-002-29W1/0	19-Aug							32.17	997.31				0.094	
C0/04-17-002-29W1/0	19-Sep							23.06	691.75				0.114	
C0/04-17-002-29W1/0	19-Oct							23	713.14				0.134	
C0/04-17-002-29W1/0	19-Nov							22.16	664.71				0.154	
C0/04-17-002-29W1/0	19-Dec							21.13	655.08				0.173	
-----			----		-----		-----		-----					
			52		8		70.63		5939.53					Sum
C0/05-09-002-29W1/0	19-Jan	3.77	117	0.06	2	0	0			0	0	0	0	
C0/05-09-002-29W1/0	19-Feb	1.67	47	0.02	1	0	0			0	0	0	0	
C0/05-09-002-29W1/0	19-Mar	3.86	120	0.05	2	0.34	10.59			88.65	0	0	0	
C0/05-09-002-29W1/0	19-Apr	1.29	39	0.01	0	0.16	4.94			127.4	0	0	0	
C0/05-09-002-29W1/0	19-May	4.08	126	0.05	1	0.22	6.71			53.07	0	0	0	

@name()	Date	Oil Rate (CD) bbl/d	Monthly Oil Prod bbl	Water Rate (CD) bbl/d	Monthly Water Prod bbl	Gas Rate (CD) Mcf/d	Monthly Gas Prod Mcf	Water Inj Rate (CD) bbl/d	INJ WINJ bbl	Gas Oil Ratio cf/bbl	Water Oil Ratio bbl/bbl	Inst. VRR	Cum VRR Since Prod	
C0/05-09-002-29W1/0	19-Jun	5.67	170	0.06	2	0.34	10.24			60.22	0	0	0	
C0/05-09-002-29W1/0	19-Jul	1.91	59	0.02	1	0.3	9.18			154.97	0	0	0	
C0/05-09-002-29W1/0	19-Aug	0.49	15	0	0	0.16	4.94			327.52	0	0	0	
C0/05-09-002-29W1/0	19-Sep	0.49	15	0	0	0.26	7.77			532.42	0	0	0	
C0/05-09-002-29W1/0	19-Oct	0.13	4	0	0	0	0			0	0	0	0	
C0/05-09-002-29W1/0	19-Nov	0.12	4	0	0	0	0			0	0	0	0	
C0/05-09-002-29W1/0	19-Dec	0.13	4	0	0	0	0			0	0	0	0	
-----			----		-----		-----		-----					
			719		8		54.38		0					Sum
C0/05-16-002-29W1/0	19-Feb							10.84	303.48				7.101	
C0/05-16-002-29W1/0	19-Mar							6.21	192.47				7.121	
C0/05-16-002-29W1/0	19-Apr							0	0				7.121	
C0/05-16-002-29W1/0	19-May							0.63	19.5				7.123	
C0/05-16-002-29W1/0	19-Jun							8.56	256.81				7.151	
C0/05-16-002-29W1/0	19-Jul							20.34	630.68				7.218	
C0/05-16-002-29W1/0	19-Aug							17.66	547.4				7.276	
C0/05-16-002-29W1/0	19-Sep							15.57	467.14				7.326	
C0/05-16-002-29W1/0	19-Oct							16.05	497.4				7.379	
C0/05-16-002-29W1/0	19-Nov							17.28	518.28				7.434	
C0/05-16-002-29W1/0	19-Dec							7.98	247.25				7.46	
-----			----		-----		-----		-----					
			0		0		0		3680.42					Sum
C0/11-16-002-29W1/0	19-Feb							1.42	39.75				10.05	
C0/11-16-002-29W1/0	19-Mar							0.67	20.76				10.053	
C0/11-16-002-29W1/0	19-Apr							0	0				10.053	
C0/11-16-002-29W1/0	19-May							1.36	42.14				10.06	
C0/11-16-002-29W1/0	19-Jun							2.8	83.97				10.075	
C0/11-16-002-29W1/0	19-Jul							0.69	21.26				10.078	
C0/11-16-002-29W1/0	19-Aug							0.63	19.5				10.081	
C0/11-16-002-29W1/0	19-Sep							0.63	18.87				10.085	
C0/11-16-002-29W1/0	19-Oct							0.63	19.5				10.088	
C0/11-16-002-29W1/0	19-Nov							4.13	123.91				10.109	
C0/11-16-002-29W1/0	19-Dec							3.14	97.49				10.125	
-----			----		-----		-----		-----					
			0		0		0		487.15					Sum
C0/12-16-002-29W1/0	19-Jan	1.23	38	0.95	29	1.77	54.74			1431.35	1	0	0	

@name()	Date	Oil Rate (CD) bbl/d	Monthly Oil Prod bbl	Water Rate (CD) bbl/d	Monthly Water Prod bbl	Gas Rate (CD) Mcf/d	Monthly Gas Prod Mcf	Water Inj Rate (CD) bbl/d	INJ WINJ bbl	Gas Oil Ratio cf/bbl	Water Oil Ratio bbl/bbl	Inst. VRR	Cum VRR Since Prod	
C0/12-16-002-29W1/0	19-Feb	0.83	23	0.7	20	1.02	28.6			1225.83	1	0	0	
C0/12-16-002-29W1/0	19-Mar	0	0	0	0	0	0						0	
C0/12-16-002-29W1/0	19-Apr	0	0	0	0	0	0						0	
C0/12-16-002-29W1/0	19-Jun							8.18	245.3				0.009	
C0/12-16-002-29W1/0	19-Jul							49.81	1544.15				0.069	
C0/12-16-002-29W1/0	19-Aug							51.27	1589.43				0.13	
C0/12-16-002-29W1/0	19-Sep							25.56	766.73				0.159	
C0/12-16-002-29W1/0	19-Oct							16.31	505.7				0.178	
C0/12-16-002-29W1/0	19-Nov							15.22	456.64				0.196	
C0/12-16-002-29W1/0	19-Dec							21.81	676.15				0.222	
-----			----		-----		-----		-----					
			62		49		83.34		5784.11					Sum
C0/13-09-002-29W1/0	19-Jan	5.58	173	9.08	282	1.77	54.74			316.69	2	0	0	
C0/13-09-002-29W1/0	19-Feb	3.82	107	6.86	192	1.4	39.2			366.82	2	0	0	
C0/13-09-002-29W1/0	19-Mar	4.71	146	8.07	250	1.22	37.79			258.61	2	0	0	
C0/13-09-002-29W1/0	19-Apr	4.98	149	9.4	282	1.25	37.43			250.8	2	0	0	
C0/13-09-002-29W1/0	19-May	5.11	158	9.86	306	0.33	10.24			64.66	2	0	0	
C0/13-09-002-29W1/0	19-Jun	5.27	158	9.76	293	0.35	10.59			67	2	0	0	
C0/13-09-002-29W1/0	19-Jul	4.09	127	7.95	246	0.31	9.53			75.16	2	0	0	
C0/13-09-002-29W1/0	19-Aug	3.08	96	6.11	189	0.24	7.42			77.57	2	0	0	
C0/13-09-002-29W1/0	19-Sep	3.05	92	5.41	162	0.28	8.48			92.61	2	0	0	
C0/13-09-002-29W1/0	19-Oct	0.99	31	1.74	54	0.18	5.65			183.33	2	0	0	
C0/13-09-002-29W1/0	19-Nov	0.09	3	0.16	5	0.02	0.71			261.14	2	0	0	
C0/13-09-002-29W1/0	19-Dec	0	0	0	0	0	0						0	
-----			----		-----		-----		-----					
			1239		2261		221.78		0					Sum
C0/15-04-002-29W1/0	19-Feb							0.63	17.61				1.435	
C0/15-04-002-29W1/0	19-Mar							9.39	291.22				1.453	
C0/15-04-002-29W1/0	19-Apr							0	0				1.453	
C0/15-04-002-29W1/0	19-May							2.7	83.65				1.458	
C0/15-04-002-29W1/0	19-Jun							6.38	191.27				1.469	
C0/15-04-002-29W1/0	19-Jul							1.47	45.54				1.472	
C0/15-04-002-29W1/0	19-Aug							0.63	19.5				1.473	
C0/15-04-002-29W1/0	19-Sep							0.63	18.87				1.474	
C0/15-04-002-29W1/0	19-Oct							1.39	42.96				1.477	
C0/15-04-002-29W1/0	19-Nov							7.68	230.52				1.49	
C0/15-04-002-29W1/0	19-Dec							6.13	189.95				1.502	

@name()	Date	Oil Rate (CD) bbl/d	Monthly Oil Prod bbl	Water Rate (CD) bbl/d	Monthly Water Prod bbl	Gas Rate (CD) Mcf/d	Monthly Gas Prod Mcf	Water Inj Rate (CD) bbl/d	INJ WINJ bbl	Gas Oil Ratio cf/bbl	Water Oil Ratio bbl/bbl	Inst. VRR	Cum VRR Since Prod	
-----			----		-----		-----		-----					
			0		0		0		1131.1					Sum
C0/16-09-002-29W1/0	19-Jan	3.41	106	0.06	2	1.98	61.45			581.16	0	0	0	
C0/16-09-002-29W1/0	19-Feb	2.98	83	0.05	2	1.24	34.61			415.27	0	0	0	
C0/16-09-002-29W1/0	19-Mar	3.46	107	0.06	2	0.51	15.89			148.19	0	0	0	
C0/16-09-002-29W1/0	19-Apr	3.36	101	0.06	2	0.47	14.13			140.1	0	0	0	
C0/16-09-002-29W1/0	19-May	2.27	71	0	0	0.02	0.71			10.02	0	0	0	
C0/16-09-002-29W1/0	19-Jun	2.35	70	0	0	0.01	0.35			5.01	0	0	0	
C0/16-09-002-29W1/0	19-Jul	2.32	72	0	0	0	0			0	0	0	0	
C0/16-09-002-29W1/0	19-Aug	1.13	35	0	0	0	0			0	0	0	0	
C0/16-09-002-29W1/0	19-Sep	1	30	0	0	0	0			0	0	0	0	
C0/16-09-002-29W1/0	19-Oct	1.02	32	0	0	0	0			0	0	0	0	
C0/16-09-002-29W1/0	19-Nov	1.05	32	0	0	0	0			0	0	0	0	
C0/16-09-002-29W1/0	19-Dec	1.02	32	0	0	0	0			0	0	0	0	
-----			----		-----		-----		-----					
			770		7		127.13		0					Sum
C2/07-16-002-29W1/0	19-Feb							0.63	17.61				5.044	
C2/07-16-002-29W1/0	19-Mar							3.03	94.03				5.058	
C2/07-16-002-29W1/0	19-Apr							0	0				5.058	
C2/07-16-002-29W1/0	19-May							0.63	19.5				5.06	
C2/07-16-002-29W1/0	19-Jun							0.72	21.51				5.064	
C2/07-16-002-29W1/0	19-Jul							0.64	19.94				5.067	
C2/07-16-002-29W1/0	19-Aug							0.63	19.5				5.069	
C2/07-16-002-29W1/0	19-Sep							0.63	18.87				5.072	
C2/07-16-002-29W1/0	19-Oct							0.63	19.5				5.075	
C2/07-16-002-29W1/0	19-Nov							3.29	98.75				5.089	
C2/07-16-002-29W1/0	19-Dec							3.14	97.49				5.104	
-----			----		-----		-----		-----					
			0		0		0		426.7					Sum
D0/02-09-002-29W1/0	19-Feb							0.63	17.61				1.927	
D0/02-09-002-29W1/0	19-Mar							7	217				1.939	
D0/02-09-002-29W1/0	19-Apr							0	0				1.939	
D0/02-09-002-29W1/0	19-May							2.35	72.96				1.943	
D0/02-09-002-29W1/0	19-Jun							3.33	99.88				1.948	
D0/02-09-002-29W1/0	19-Jul							0.63	19.5				1.95	
D0/02-09-002-29W1/0	19-Aug							0.63	19.5				1.951	

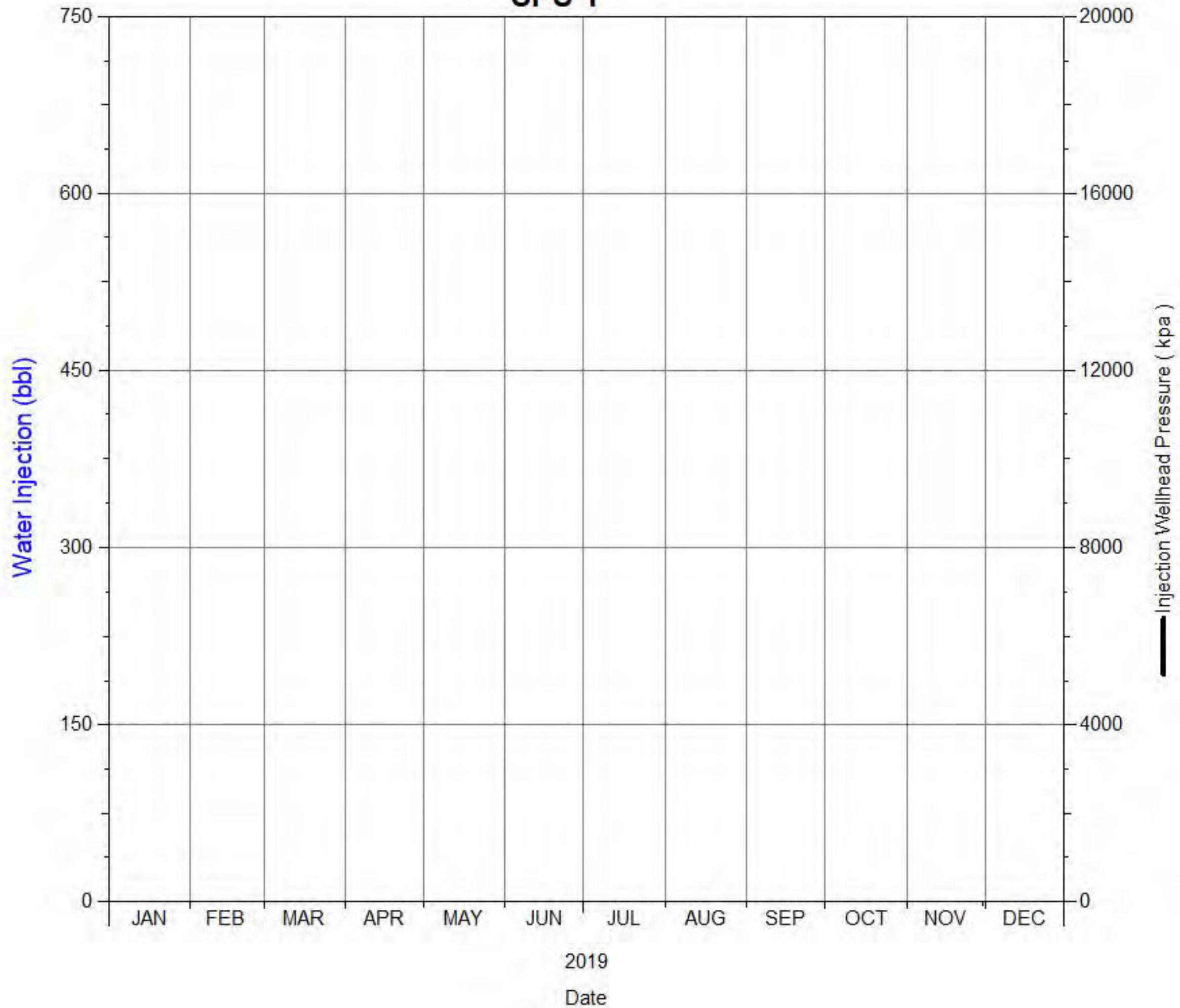
@name()	Date	Oil Rate (CD) bbl/d	Monthly Oil Prod bbl	Water Rate (CD) bbl/d	Monthly Water Prod bbl	Gas Rate (CD) Mcf/d	Monthly Gas Prod Mcf	Water Inj Rate (CD) bbl/d	INJ WINJ bbl	Gas Oil Ratio cf/bbl	Water Oil Ratio bbl/bbl	Inst. VRR	Cum VRR Since Prod	
D0/02-09-002-29W1/0	19-Sep							0.63	18.87				1.952	
D0/02-09-002-29W1/0	19-Oct							0.81	25.16				1.953	
D0/02-09-002-29W1/0	19-Nov							4.01	120.39				1.96	
D0/02-09-002-29W1/0	19-Dec							3.14	97.49				1.965	
-----			----		-----		-----		-----					
			0		0		0		708.36					Sum
D0/02-17-002-29W1/0	19-Feb							26.26	735.28				11.508	
D0/02-17-002-29W1/0	19-Mar							40.05	1241.61				11.641	
D0/02-17-002-29W1/0	19-Apr							0	0				11.641	
D0/02-17-002-29W1/0	19-May							6.15	190.58				11.662	
D0/02-17-002-29W1/0	19-Jun							7.95	238.38				11.687	
D0/02-17-002-29W1/0	19-Jul							20.35	630.74				11.755	
D0/02-17-002-29W1/0	19-Aug							18.08	560.48				11.815	
D0/02-17-002-29W1/0	19-Sep							28.24	847.24				11.905	
D0/02-17-002-29W1/0	19-Oct							16.56	513.25				11.96	
D0/02-17-002-29W1/0	19-Nov							31.89	956.68				12.063	
D0/02-17-002-29W1/0	19-Dec							36.58	1134.05				12.184	
-----			----		-----		-----		-----					
			0		0		0		7048.29					Sum
D0/04-09-002-29W1/0	19-Feb							0.63	17.61				2.363	
D0/04-09-002-29W1/0	19-Mar							11.57	358.52				2.38	
D0/04-09-002-29W1/0	19-Apr							0	0				2.38	
D0/04-09-002-29W1/0	19-May							1.5	46.54				2.382	
D0/04-09-002-29W1/0	19-Jun							6.2	185.99				2.391	
D0/04-09-002-29W1/0	19-Jul							1.2	37.24				2.393	
D0/04-09-002-29W1/0	19-Aug							0.63	19.5				2.394	
D0/04-09-002-29W1/0	19-Sep							0.63	18.87				2.395	
D0/04-09-002-29W1/0	19-Oct							0.95	29.56				2.396	
D0/04-09-002-29W1/0	19-Nov							6.52	195.61				2.405	
D0/04-09-002-29W1/0	19-Dec							3.14	97.49				2.41	
-----			----		-----		-----		-----					
			0		0		0		1006.94					Sum
D0/04-17-002-29W1/0	19-Mar							4.5	139.51				6.511	
D0/04-17-002-29W1/0	19-Apr							0	0				6.511	
D0/04-17-002-29W1/0	19-May							1.28	39.69				6.516	
D0/04-17-002-29W1/0	19-Jun							2.84	85.16				6.527	

@name()	Date	Oil Rate (CD) bbl/d	Monthly Oil Prod bbl	Water Rate (CD) bbl/d	Monthly Water Prod bbl	Gas Rate (CD) Mcf/d	Monthly Gas Prod Mcf	Water Inj Rate (CD) bbl/d	INJ WINJ bbl	Gas Oil Ratio cf/bbl	Water Oil Ratio bbl/bbl	Inst. VRR	Cum VRR Since Prod	
D0/04-17-002-29W1/0	19-Jul							0.63	19.5				6.53	
D0/04-17-002-29W1/0	19-Aug							0.63	19.5				6.532	
D0/04-17-002-29W1/0	19-Sep							0.69	20.76				6.535	
D0/04-17-002-29W1/0	19-Oct							0.66	20.44				6.538	
D0/04-17-002-29W1/0	19-Nov							4.26	127.68				6.554	
D0/04-17-002-29W1/0	19-Dec							3.14	97.49				6.567	
-----			----		-----		-----		-----					
			0		0		0		569.73					Sum
D0/05-17-002-29W1/0	19-Jan	0.78	24	0.08	2	1.33	41.32			1719.65	0	0	0	
D0/05-17-002-29W1/0	19-Feb	0.43	12	0.04	1	0.47	13.07			1081.98	0	0	0	
D0/05-17-002-29W1/0	19-Mar	0	0	0	0	0	0						0	
D0/05-17-002-29W1/0	19-Apr	0	0	0	0	0	0	0	0				0	
D0/05-17-002-29W1/0	19-Jun							10.13	303.8				0.011	
D0/05-17-002-29W1/0	19-Jul							46.85	1452.32				0.066	
D0/05-17-002-29W1/0	19-Aug							27.93	865.79				0.098	
D0/05-17-002-29W1/0	19-Sep							20.59	617.66				0.121	
D0/05-17-002-29W1/0	19-Oct							19.74	612				0.144	
D0/05-17-002-29W1/0	19-Nov							19.39	581.81				0.166	
D0/05-17-002-29W1/0	19-Dec							18.77	581.81				0.188	
-----			----		-----		-----		-----					
			36		4		54.38		5015.18					Sum
D0/06-09-002-29W1/0	19-Feb							197.16	5520.5				13.052	
D0/06-09-002-29W1/0	19-Mar							223.56	6930.49				13.366	
D0/06-09-002-29W1/0	19-Apr							0	0				13.366	
D0/06-09-002-29W1/0	19-May							23.71	734.9				13.399	
D0/06-09-002-29W1/0	19-Jun							42.08	1262.36				13.456	
D0/06-09-002-29W1/0	19-Jul							120.78	3744.32				13.626	
D0/06-09-002-29W1/0	19-Aug							157.37	4878.37				13.847	
D0/06-09-002-29W1/0	19-Sep							143.45	4303.49				14.042	
D0/06-09-002-29W1/0	19-Oct							149.96	4648.8				14.252	
D0/06-09-002-29W1/0	19-Nov							170.1	5102.92				14.483	
D0/06-09-002-29W1/0	19-Dec							182.24	5649.5				14.739	
-----			----		-----		-----		-----					
			0		0		0		42775.65					Sum
D0/06-17-002-29W1/0	19-Mar							8.2	254.11				1.66	
D0/06-17-002-29W1/0	19-Apr							0	0				1.66	

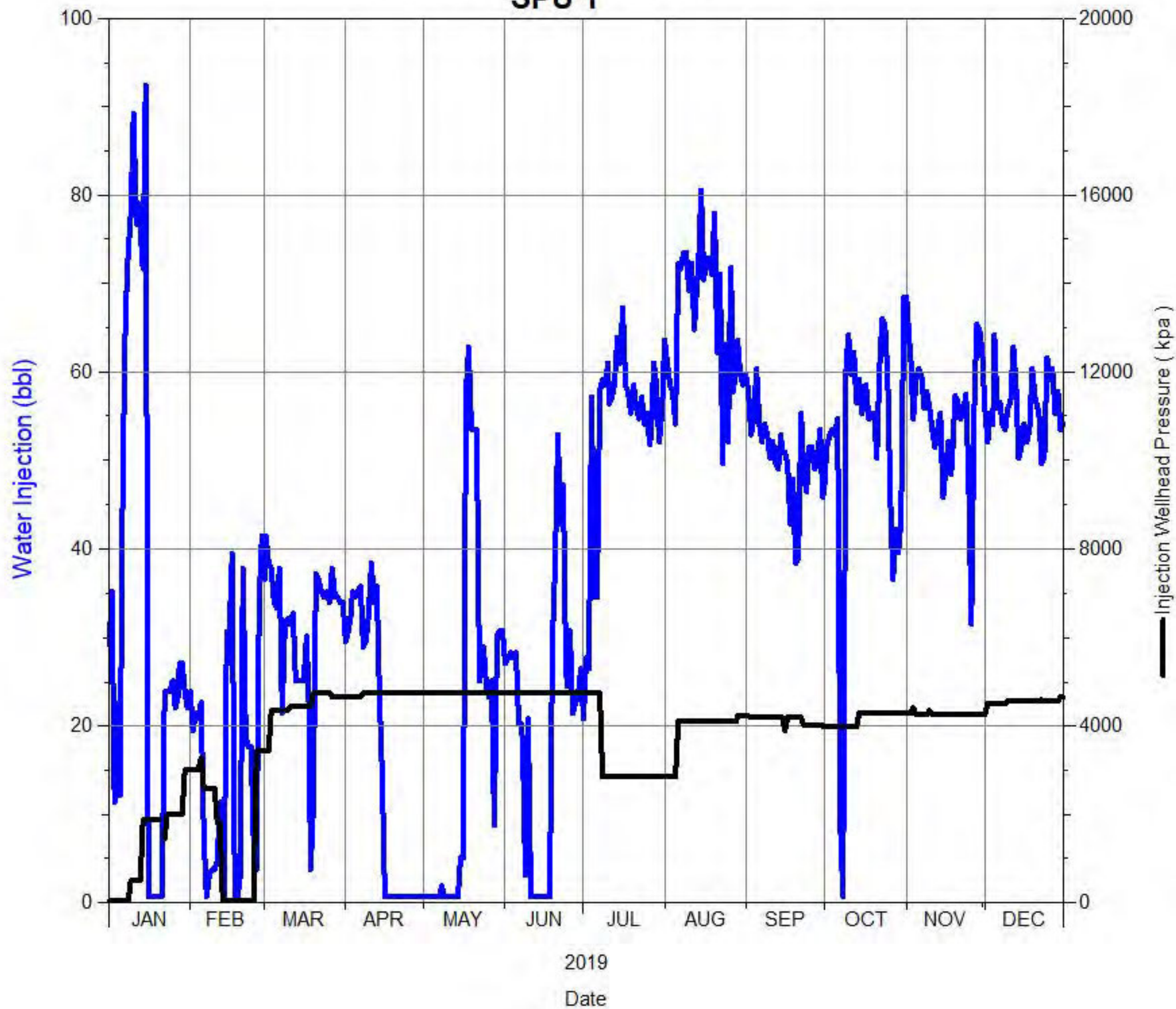
@name()	Date	Oil Rate (CD) bbl/d	Monthly Oil Prod bbl	Water Rate (CD) bbl/d	Monthly Water Prod bbl	Gas Rate (CD) Mcf/d	Monthly Gas Prod Mcf	Water Inj Rate (CD) bbl/d	INJ WINJ bbl	Gas Oil Ratio cf/bbl	Water Oil Ratio bbl/bbl	Inst. VRR	Cum VRR Since Prod	
D0/06-17-002-29W1/0	19-May							1.52	47.17				1.666	
D0/06-17-002-29W1/0	19-Jun							4.51	135.23				1.685	
D0/06-17-002-29W1/0	19-Jul							1.87	57.87				1.693	
D0/06-17-002-29W1/0	19-Aug							0.99	30.82				1.698	
D0/06-17-002-29W1/0	19-Sep							1.24	37.11				1.703	
D0/06-17-002-29W1/0	19-Oct							3.17	98.12				1.717	
D0/06-17-002-29W1/0	19-Nov							2.89	86.8				1.729	
D0/06-17-002-29W1/0	19-Dec							3.43	106.3				1.744	
-----			----		-----		-----		-----					
			0		0		0		853.53					Sum
D0/11-04-002-29W1/0	19-Feb							6.79	190.02				0.015	
D0/11-04-002-29W1/0	19-Mar							3.25	100.83				0.019	
D0/11-04-002-29W1/0	19-Apr							0	0				0.019	
D0/11-04-002-29W1/0	19-May							2.58	79.88				0.022	
D0/11-04-002-29W1/0	19-Jun							5.81	174.23				0.028	
D0/11-04-002-29W1/0	19-Jul							1.85	57.24				0.03	
D0/11-04-002-29W1/0	19-Aug							0.63	19.5				0.031	
D0/11-04-002-29W1/0	19-Sep							0.63	18.87				0.031	
D0/11-04-002-29W1/0	19-Oct							0.65	20.13				0.032	
D0/11-04-002-29W1/0	19-Nov							4.74	142.15				0.037	
D0/11-04-002-29W1/0	19-Dec							3.14	97.49				0.041	
-----			----		-----		-----		-----					
			0		0		0		900.32					Sum
D0/14-09-002-29W1/0	19-Feb							28.89	808.81				5.952	
D0/14-09-002-29W1/0	19-Mar							28.02	868.75				5.981	
D0/14-09-002-29W1/0	19-Apr							0	0				5.981	
D0/14-09-002-29W1/0	19-May							14.68	454.94				5.997	
D0/14-09-002-29W1/0	19-Jun							17.94	538.16				6.015	
D0/14-09-002-29W1/0	19-Jul							20.64	639.8				6.037	
D0/14-09-002-29W1/0	19-Aug							17.69	548.53				6.056	
D0/14-09-002-29W1/0	19-Sep							15.31	459.41				6.071	
D0/14-09-002-29W1/0	19-Oct							16.93	524.82				6.089	
D0/14-09-002-29W1/0	19-Nov							18.35	550.42				6.108	
D0/14-09-002-29W1/0	19-Dec							19.99	619.73				6.129	
-----			----		-----		-----		-----					
			0		0		0		6013.37					Sum

@name()	Date	Oil Rate (CD) bbl/d	Monthly Oil Prod bbl	Water Rate (CD) bbl/d	Monthly Water Prod bbl	Gas Rate (CD) Mcf/d	Monthly Gas Prod Mcf	Water Inj Rate (CD) bbl/d	INJ WINJ bbl	Gas Oil Ratio cf/bbl	Water Oil Ratio bbl/bbl	Inst. VRR	Cum VRR Since Prod	
D0/16-05-002-29W1/0	19-Feb							20.17	564.7				3.587	
D0/16-05-002-29W1/0	19-Mar							16.63	515.58				3.622	
D0/16-05-002-29W1/0	19-Apr							0	0				3.622	
D0/16-05-002-29W1/0	19-May							9.87	306				3.642	
D0/16-05-002-29W1/0	19-Jun							15.77	473.25				3.674	
D0/16-05-002-29W1/0	19-Jul							14.73	456.7				3.705	
D0/16-05-002-29W1/0	19-Aug							13.42	416.07				3.733	
D0/16-05-002-29W1/0	19-Sep							14.59	437.77				3.762	
D0/16-05-002-29W1/0	19-Oct							19.07	591.24				3.802	
D0/16-05-002-29W1/0	19-Nov							21.41	642.19				3.845	
D0/16-05-002-29W1/0	19-Dec							16.58	513.88				3.88	
-----			----		-----		-----		-----					
			0		0		0		4917.37					Sum

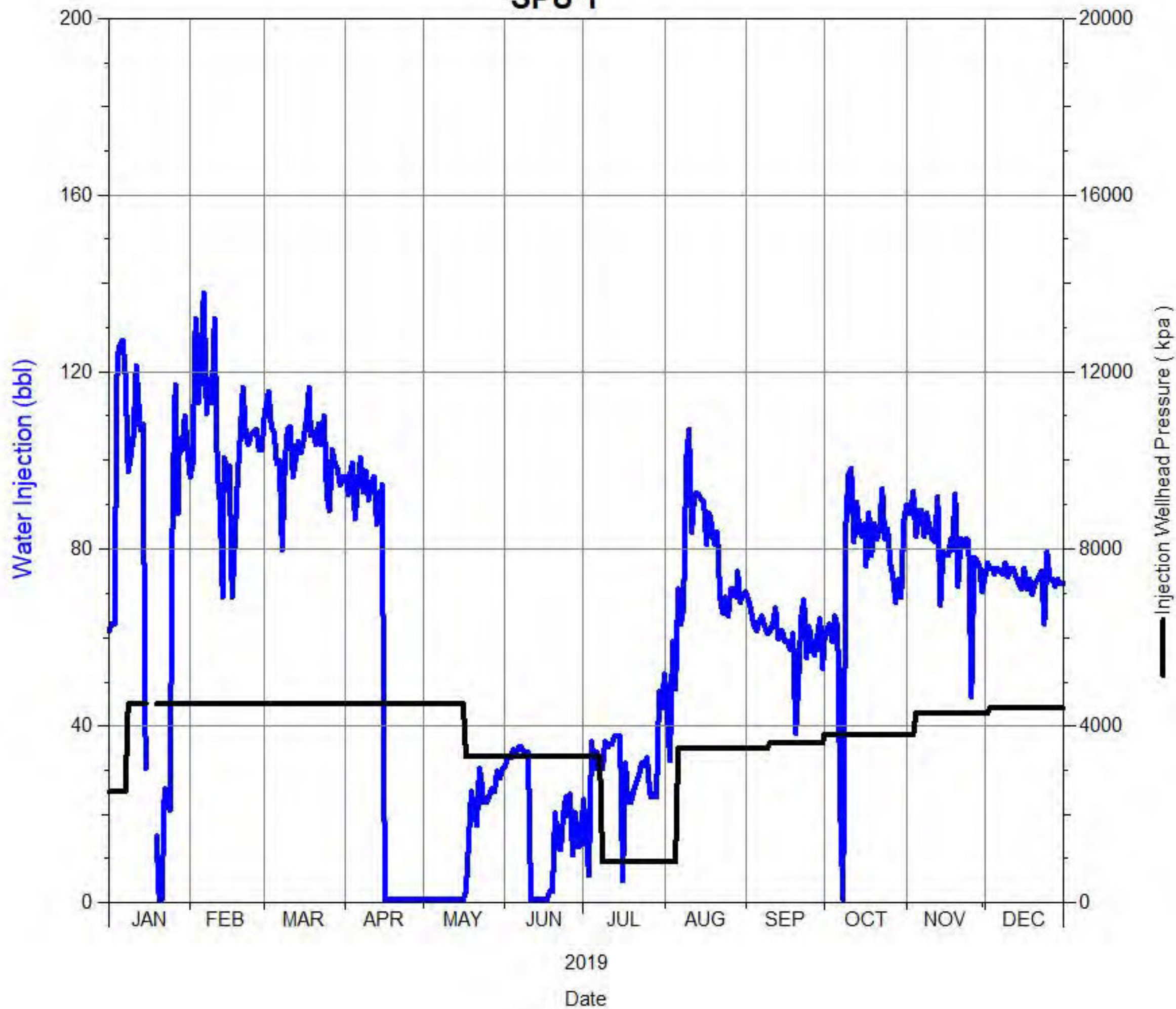
Daily Injection Rate and Pressure
00/01-08-002-29W1/0
SPU 1



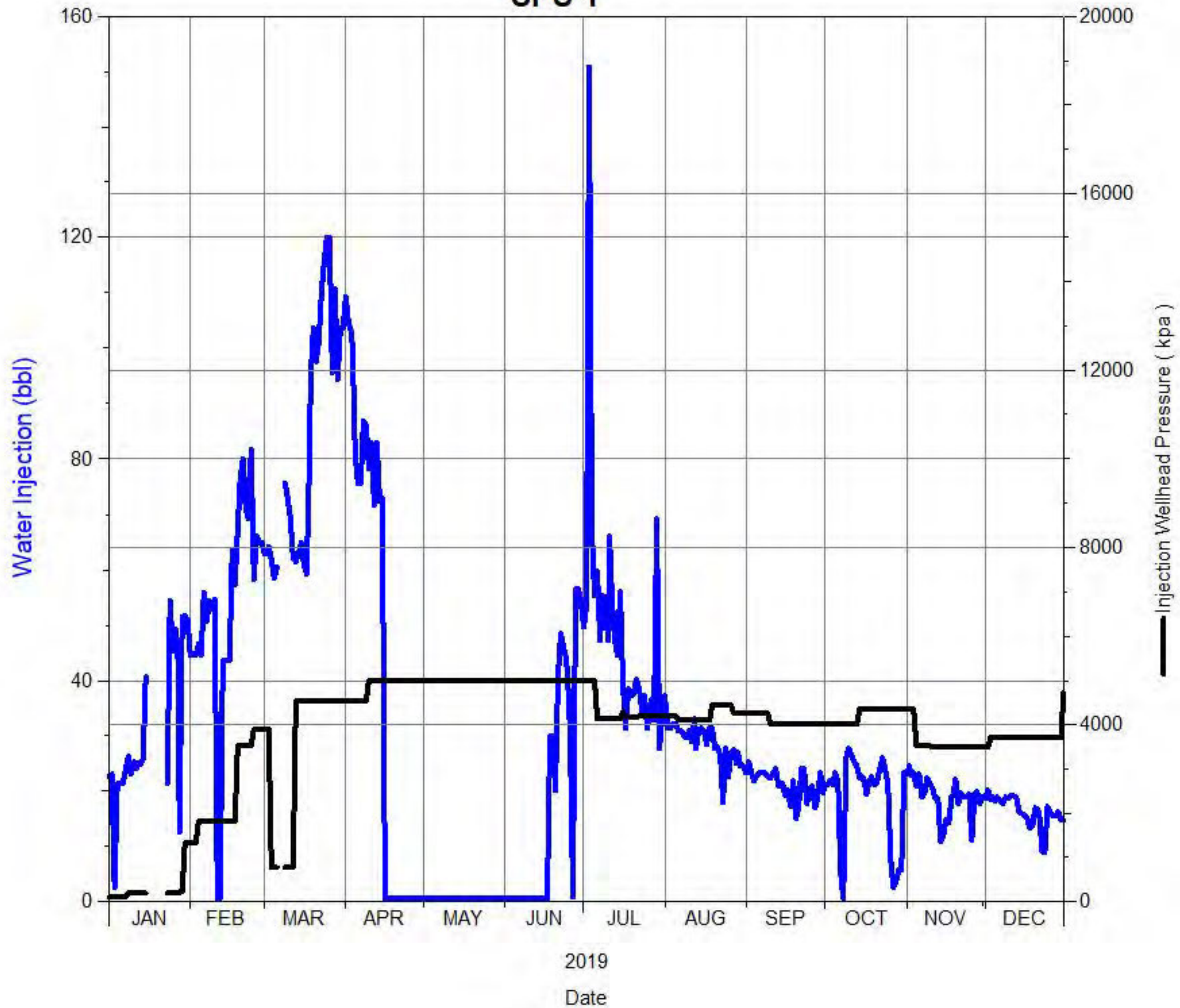
Daily Injection Rate and Pressure
00/01-09-002-29W1/0
SPU 1



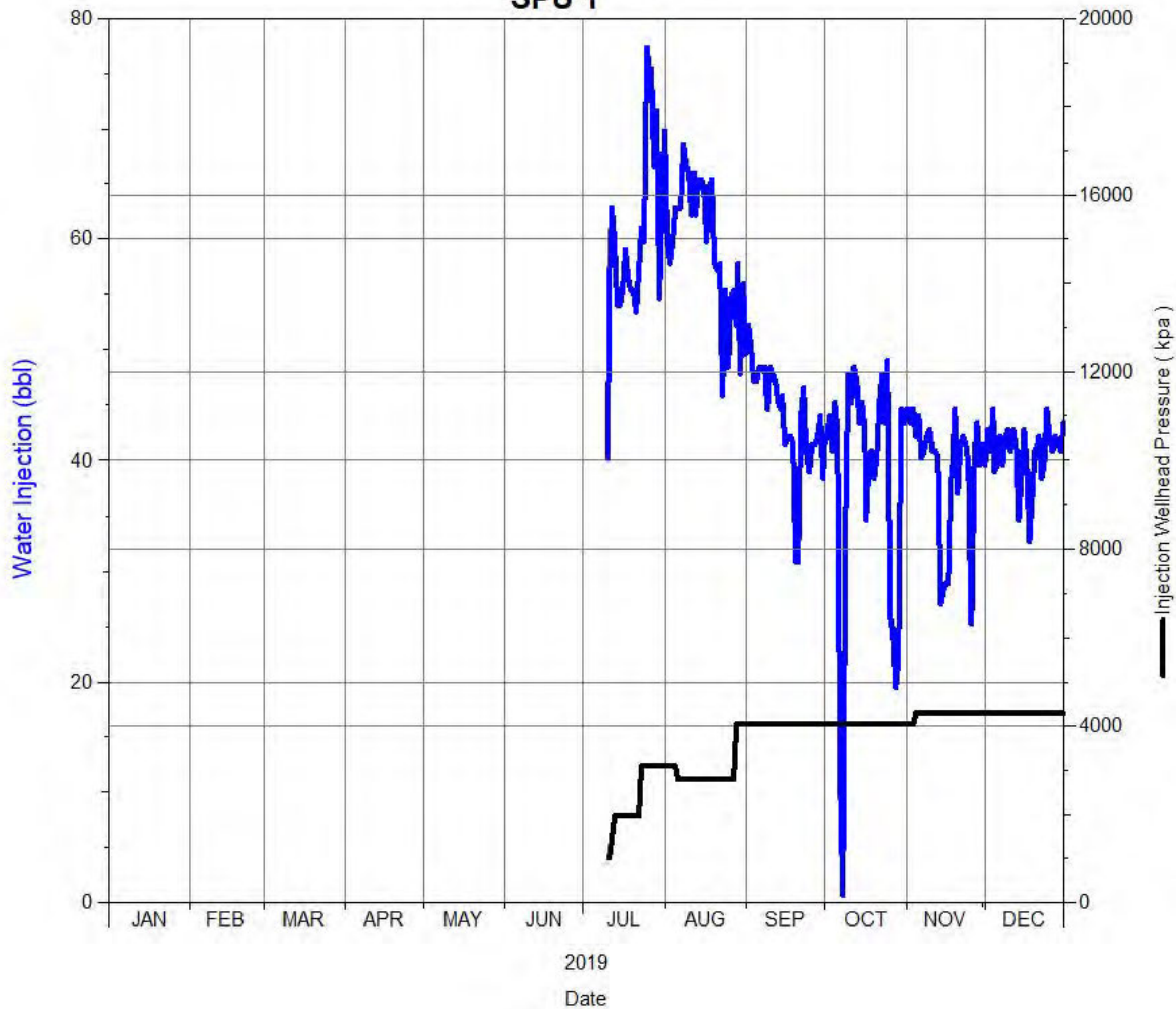
Daily Injection Rate and Pressure
00/01-16-002-29W1/0
SPU 1



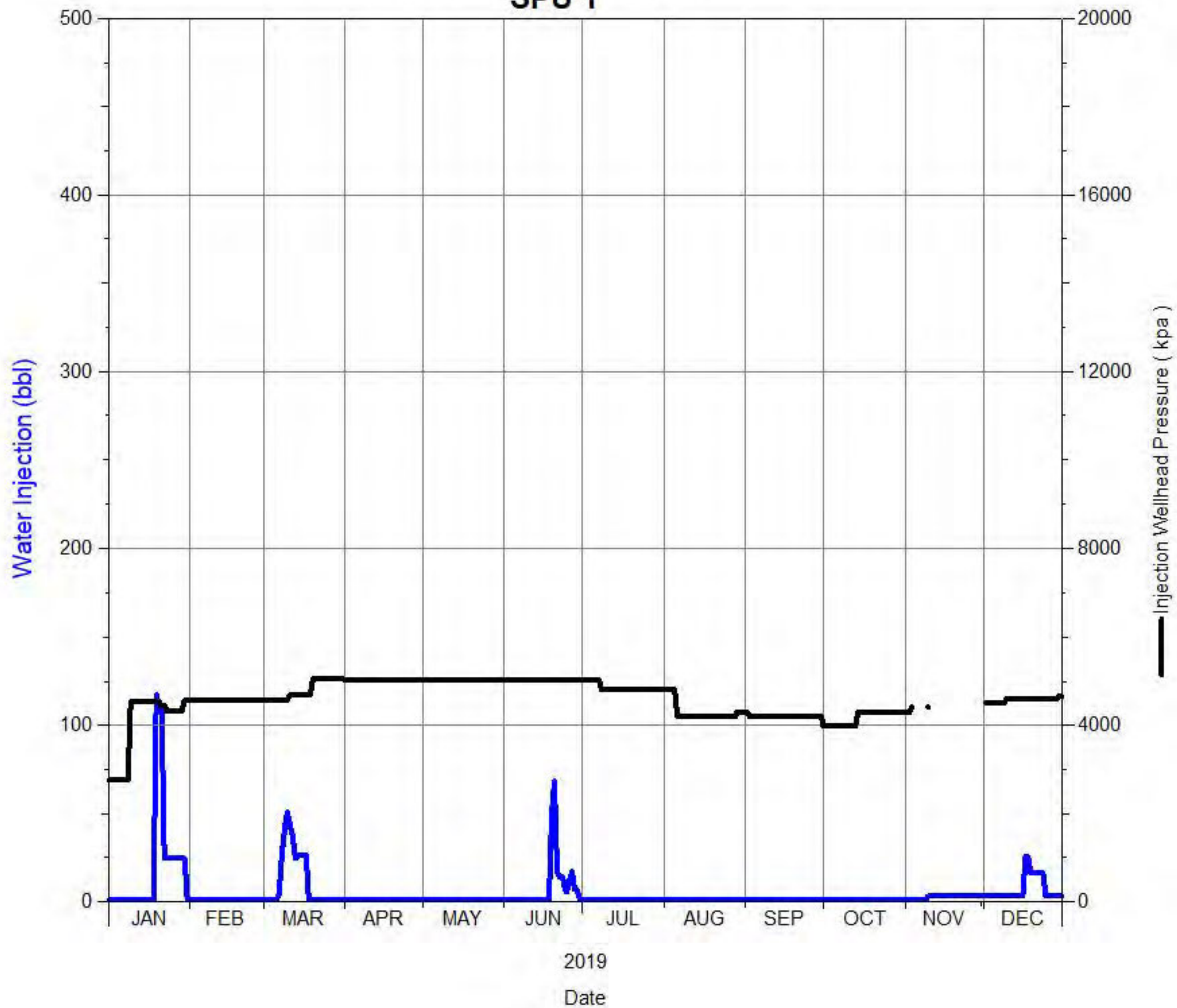
Daily Injection Rate and Pressure
00/01-17-002-29W1/0
SPU 1



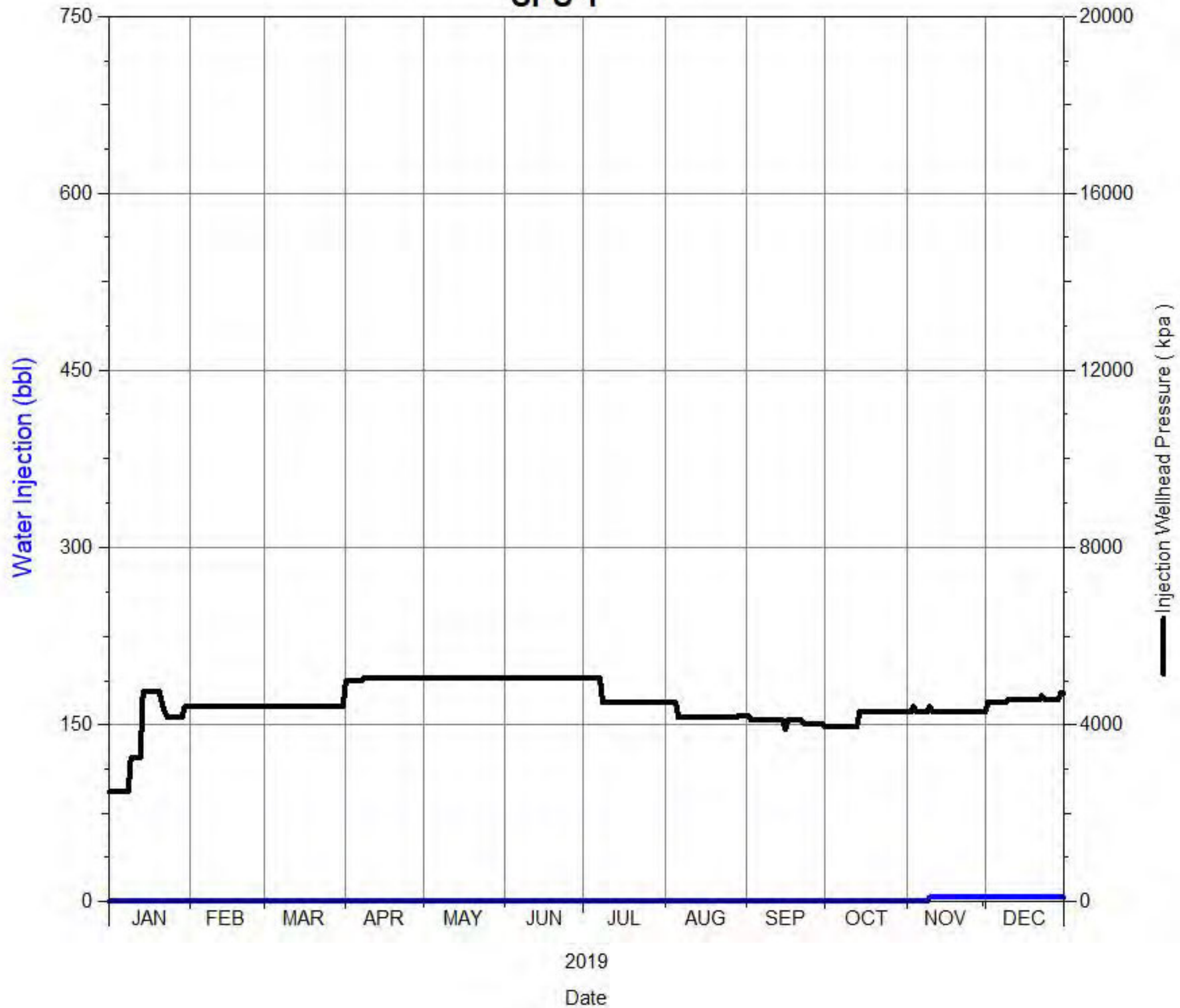
Daily Injection Rate and Pressure
00/01-18-002-29W1/0
SPU 1



Daily Injection Rate and Pressure
00/02-08-002-29W1/0
SPU 1

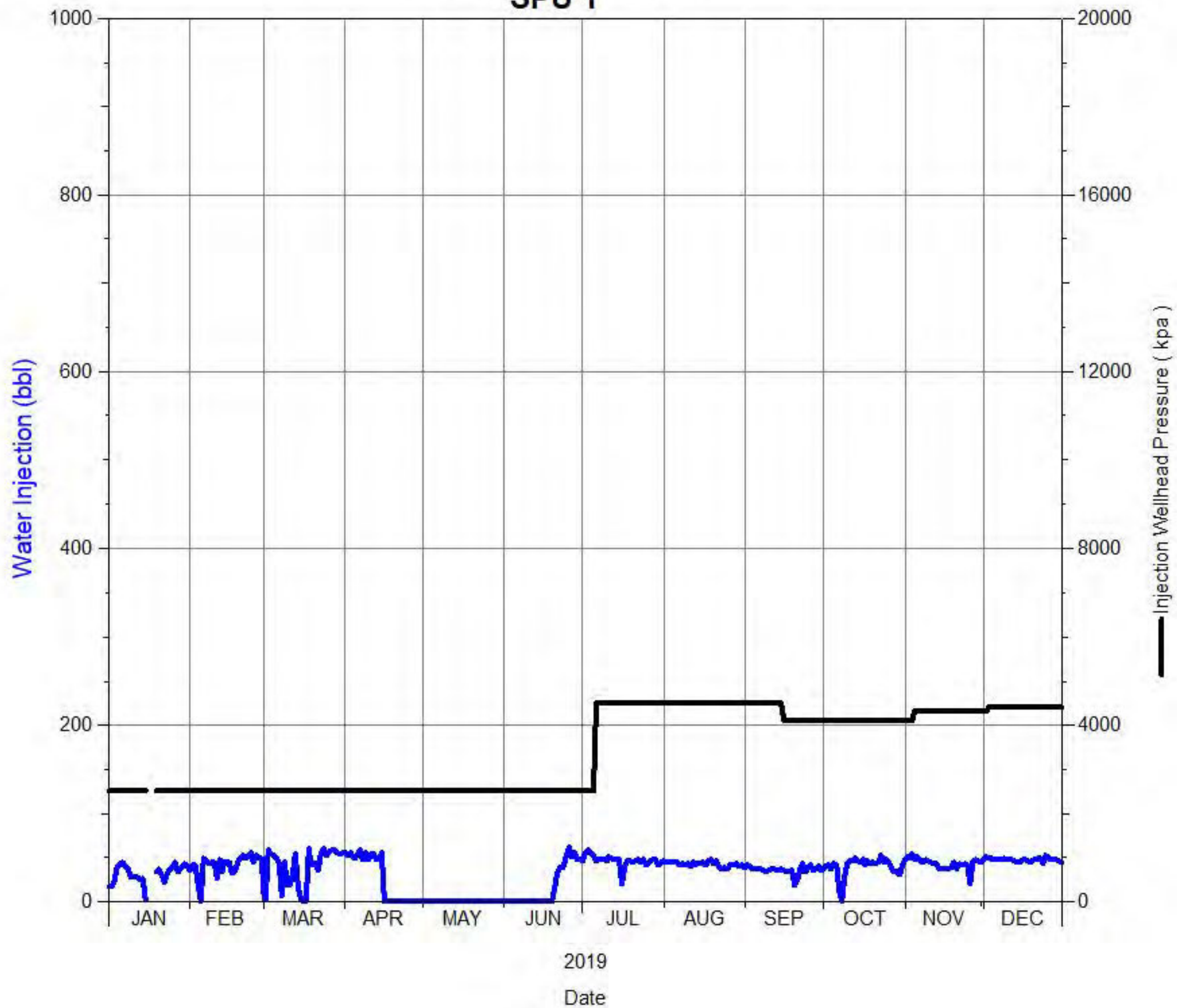


Daily Injection Rate and Pressure
00/02-09-002-29W1/0
SPU 1

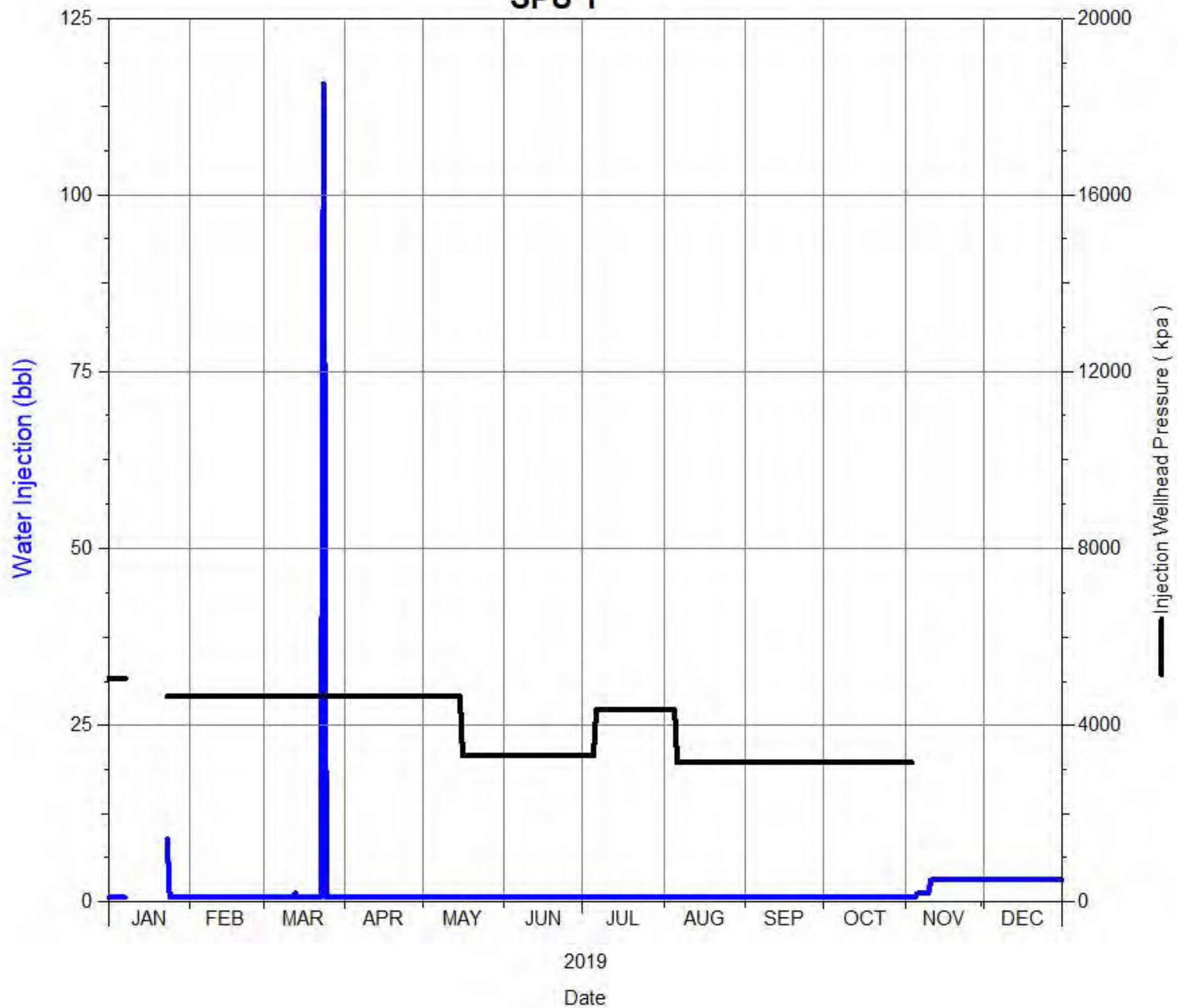


Daily Injection Rate and Pressure

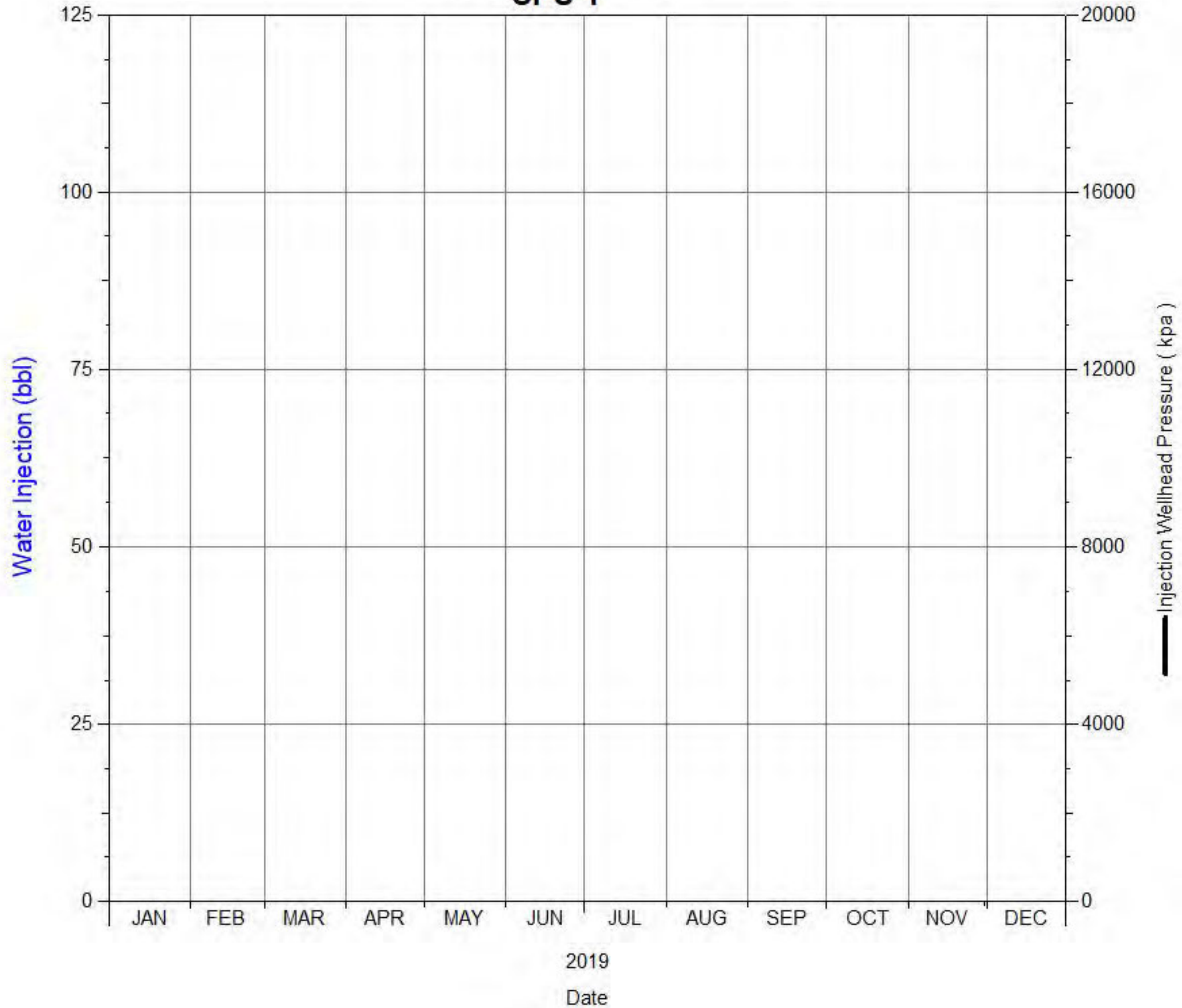
00/02-16-002-29W1/0
SPU 1



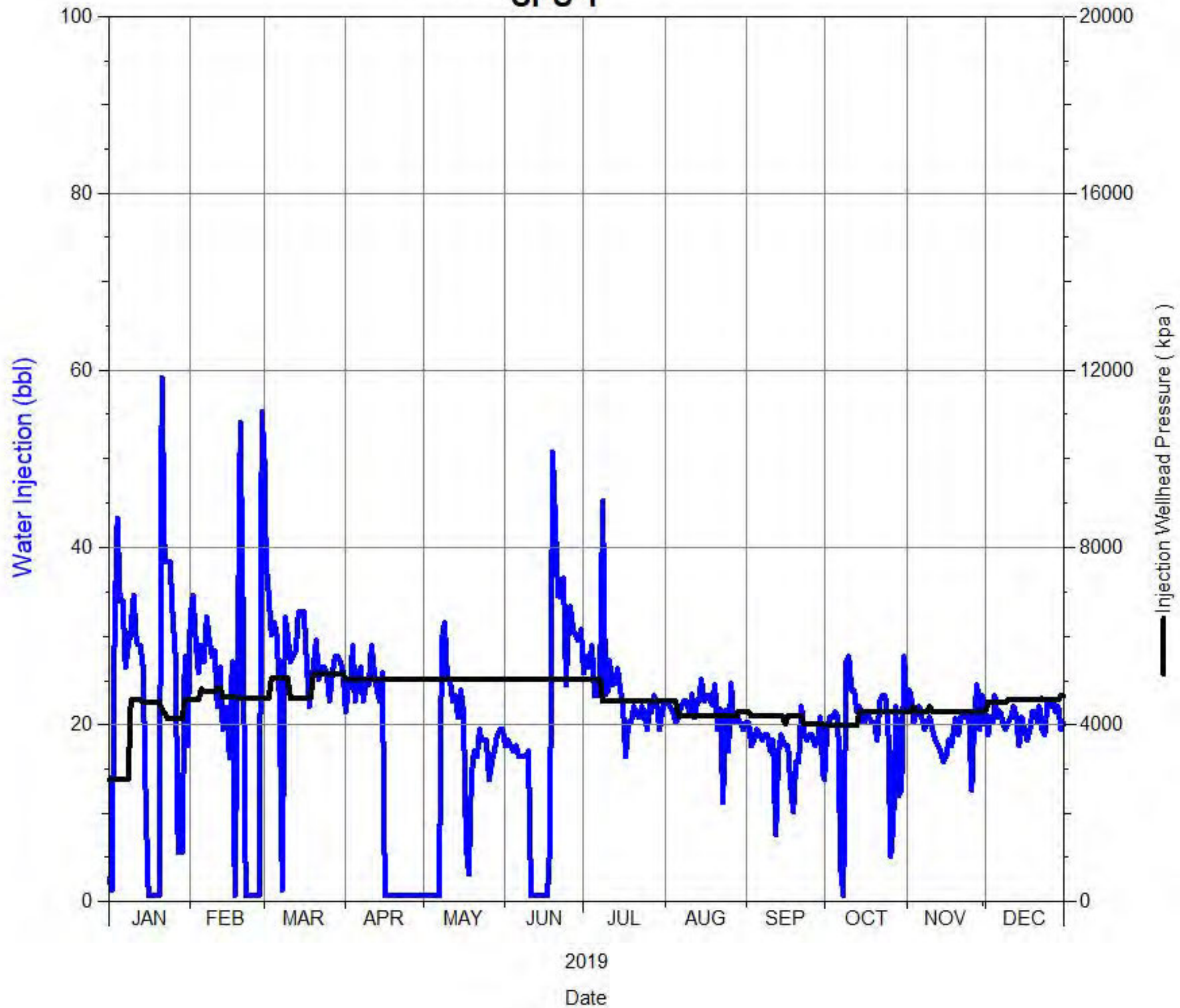
Daily Injection Rate and Pressure
00/02-17-002-29W1/0
SPU 1



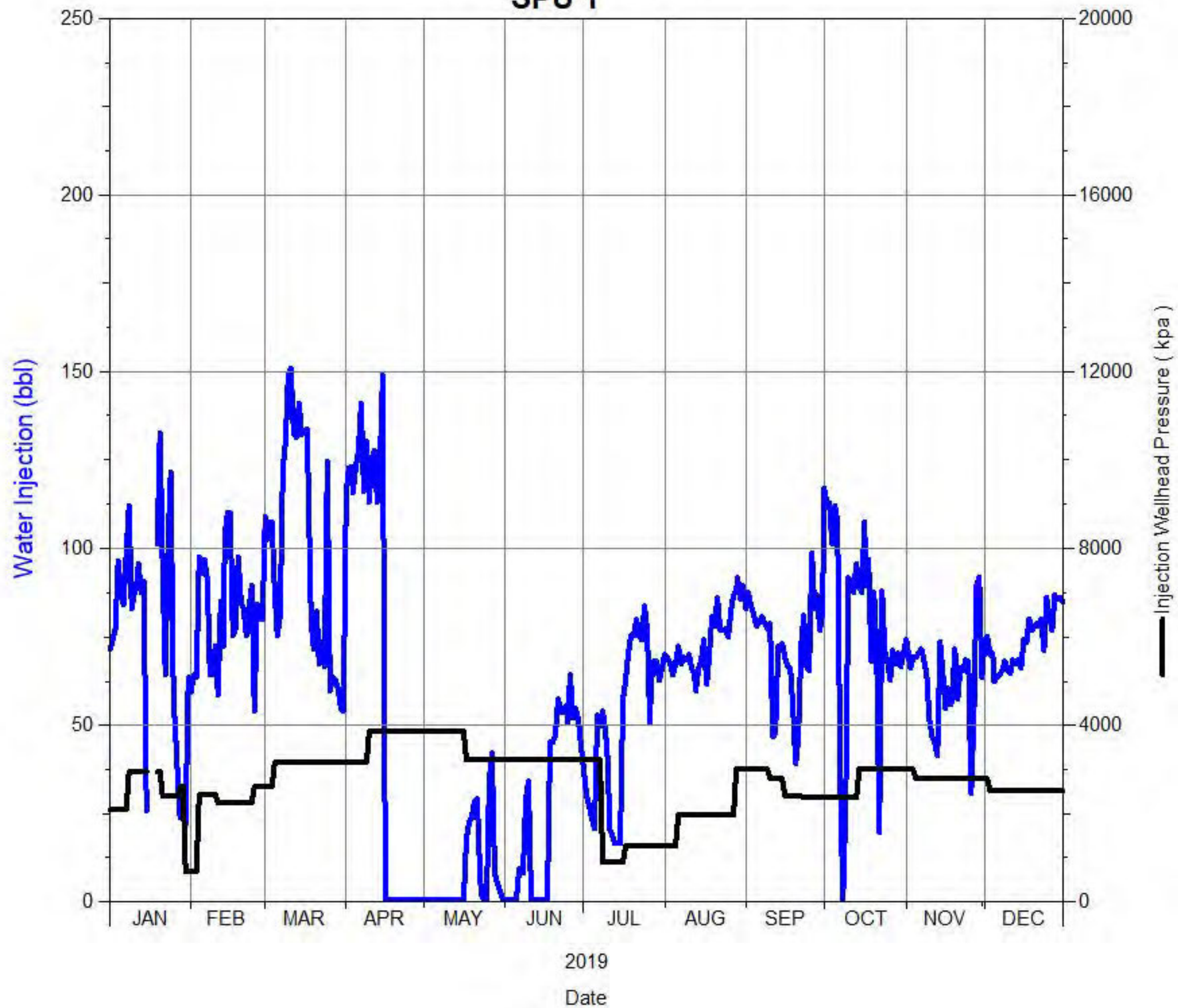
Daily Injection Rate and Pressure
00/03-08-002-29W1/0
SPU 1



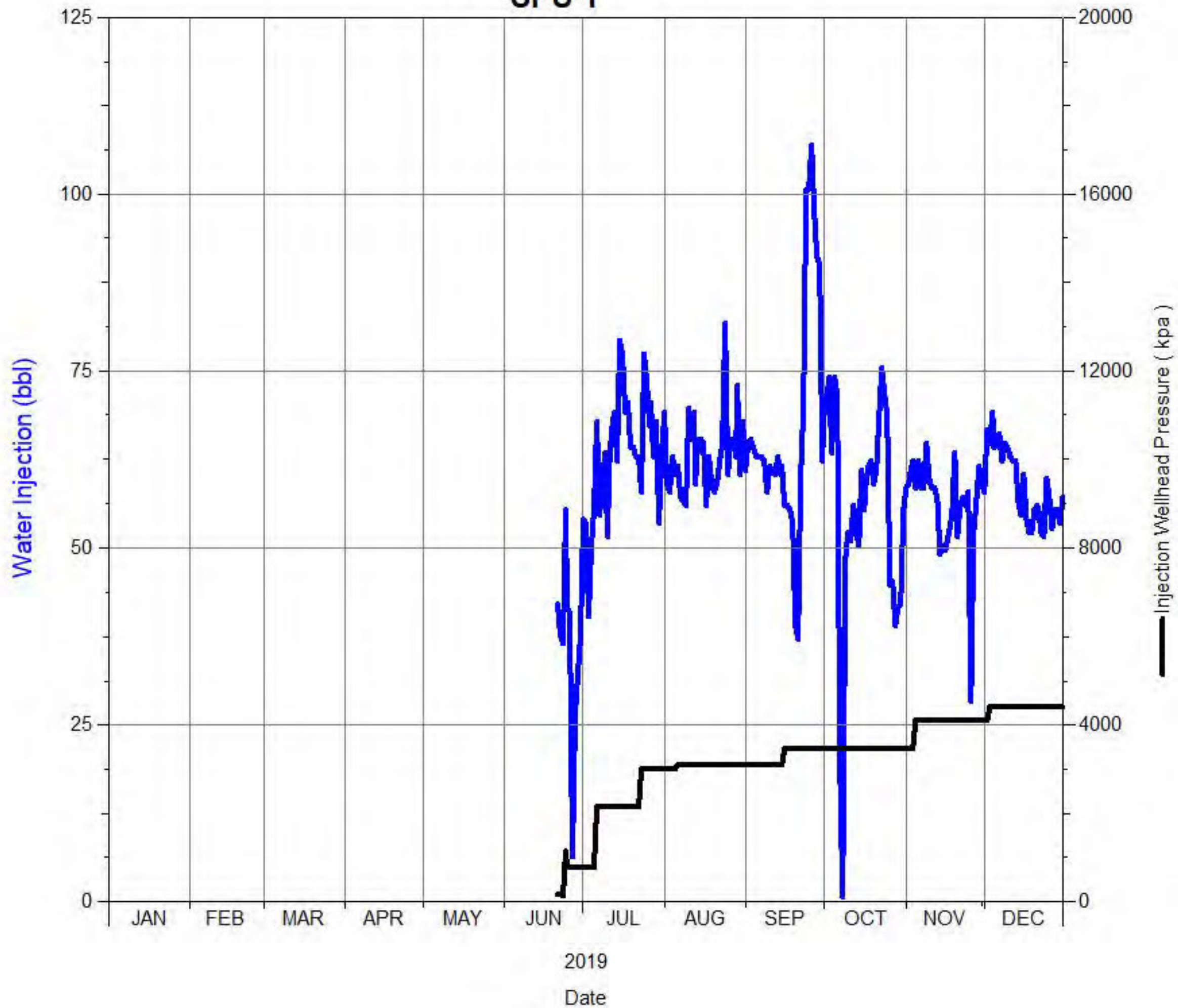
Daily Injection Rate and Pressure
00/03-09-002-29W1/0
SPU 1



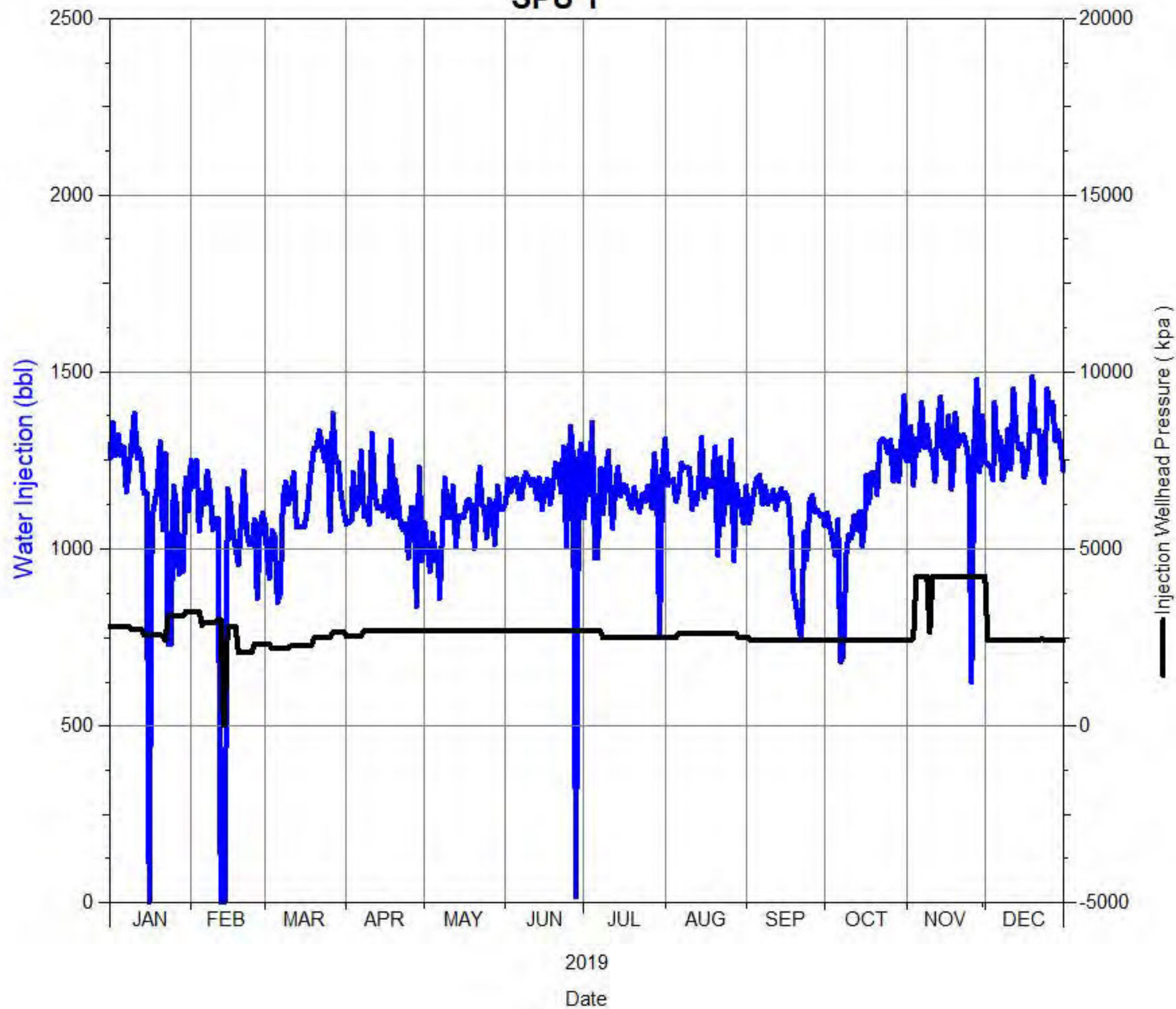
Daily Injection Rate and Pressure
00/03-16-002-29W1/0
SPU 1



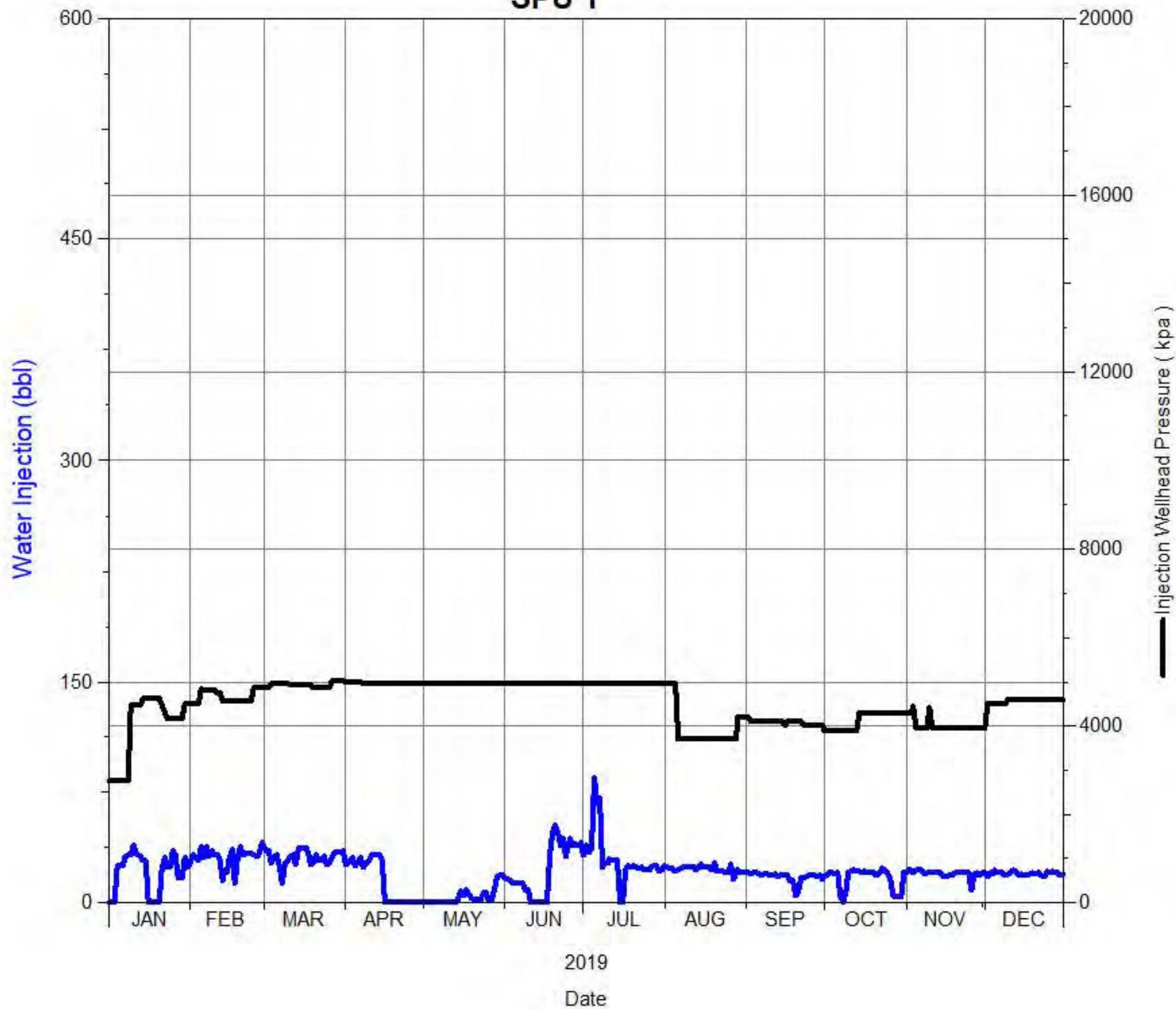
Daily Injection Rate and Pressure
00/03-17-002-29W1/0
SPU 1



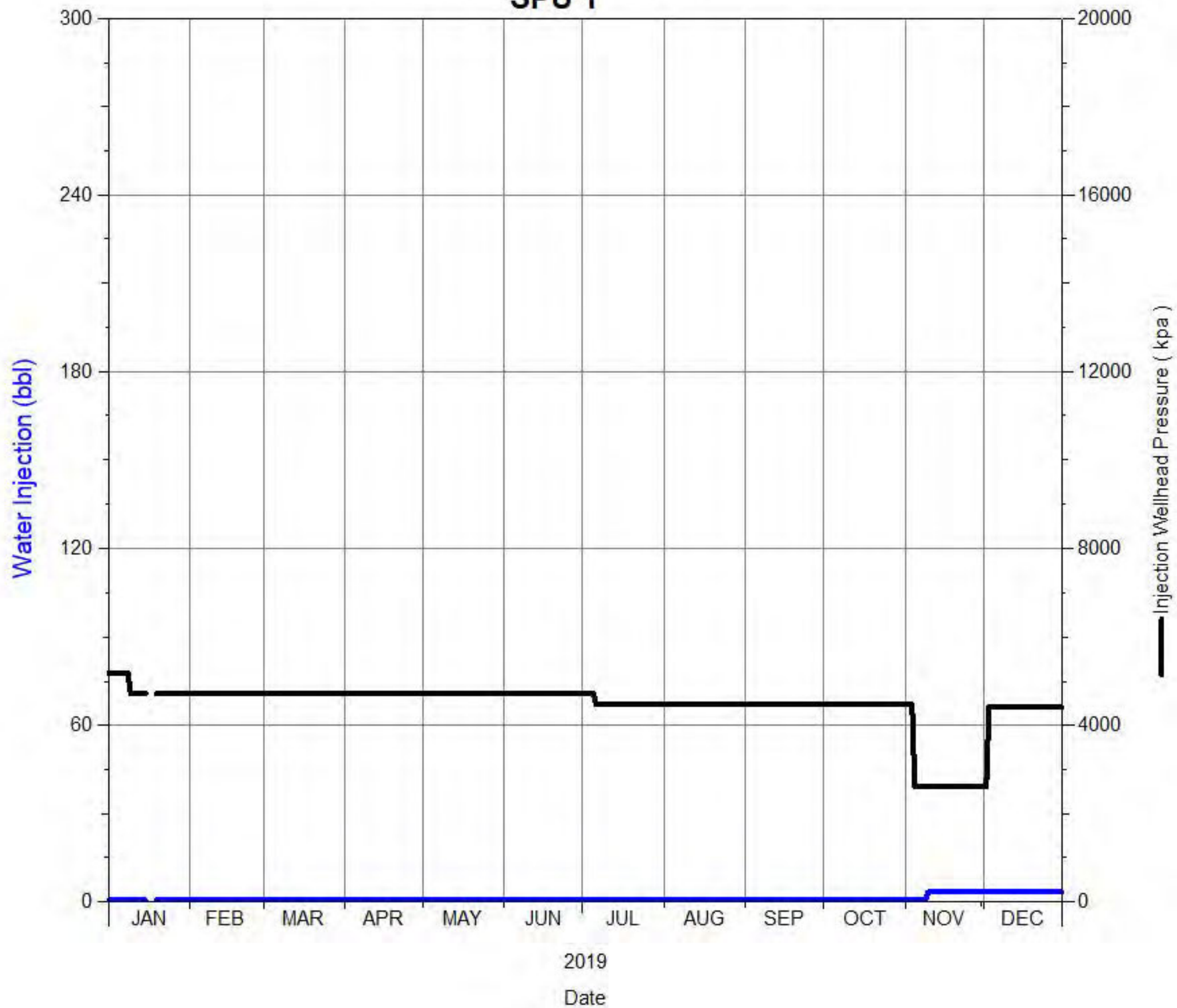
Daily Injection Rate and Pressure
00/04-09-002-29W1/0
SPU 1



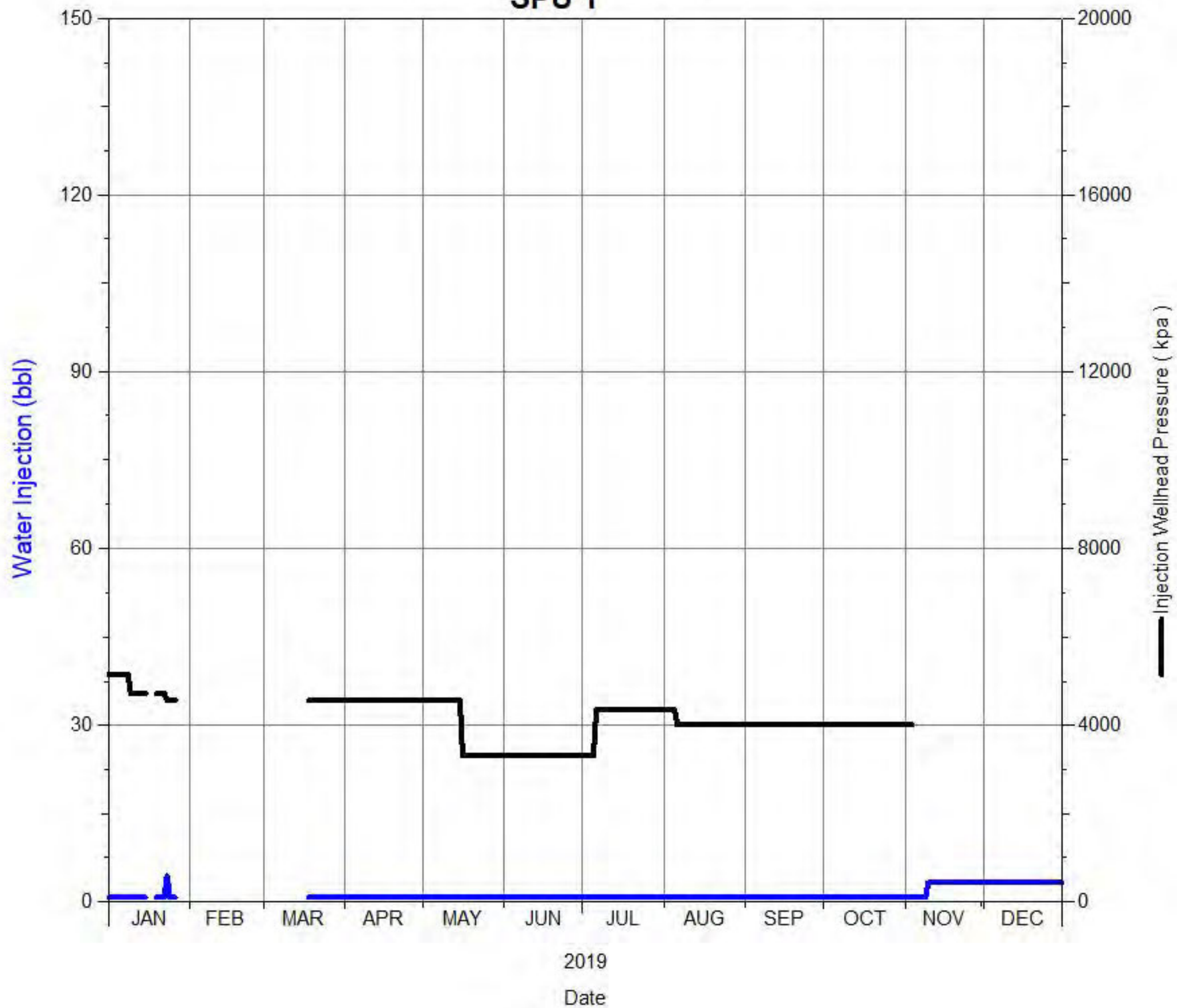
Daily Injection Rate and Pressure
00/04-15-002-29W1/0
SPU 1



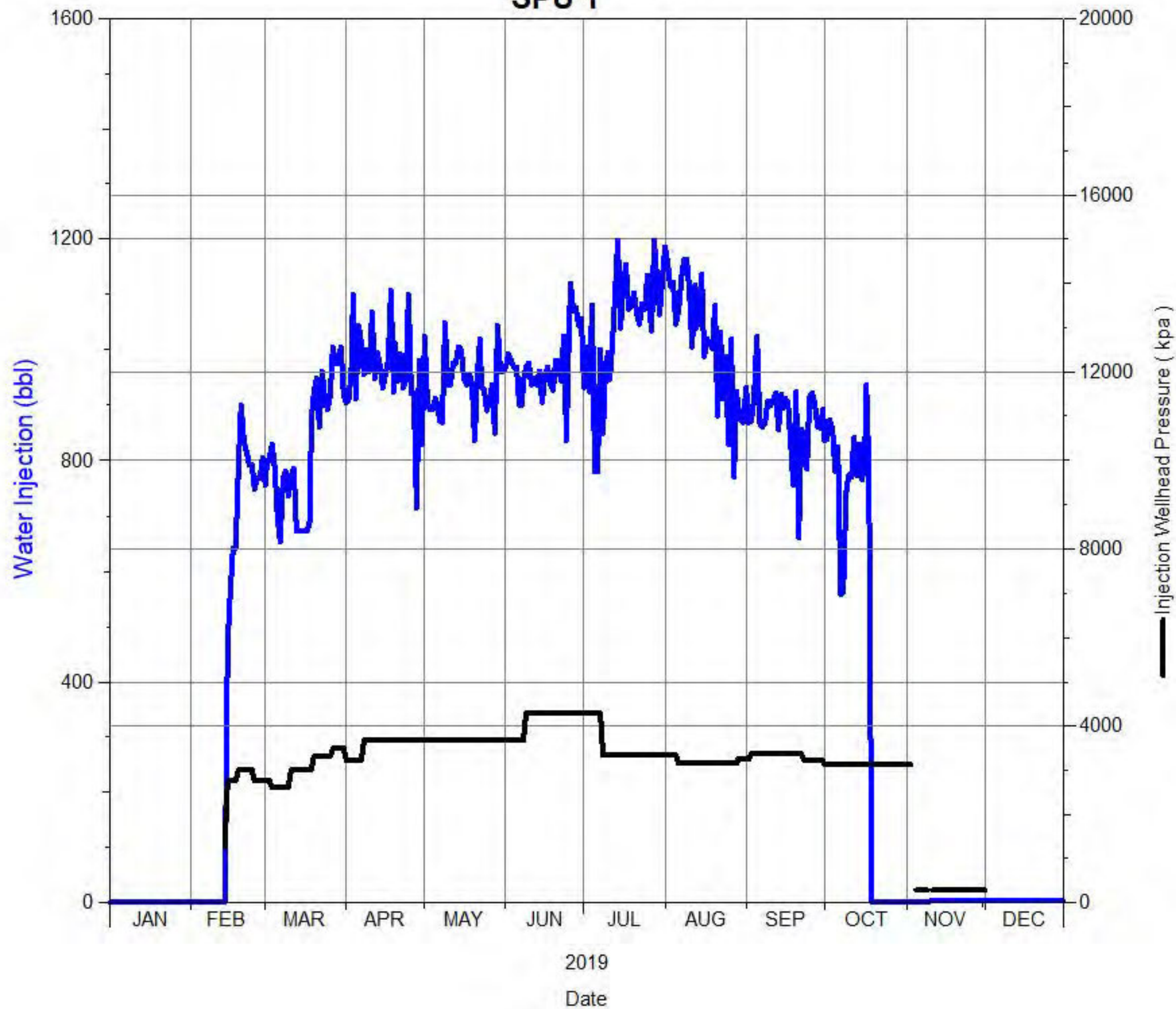
Daily Injection Rate and Pressure
00/04-16-002-29W1/0
SPU 1



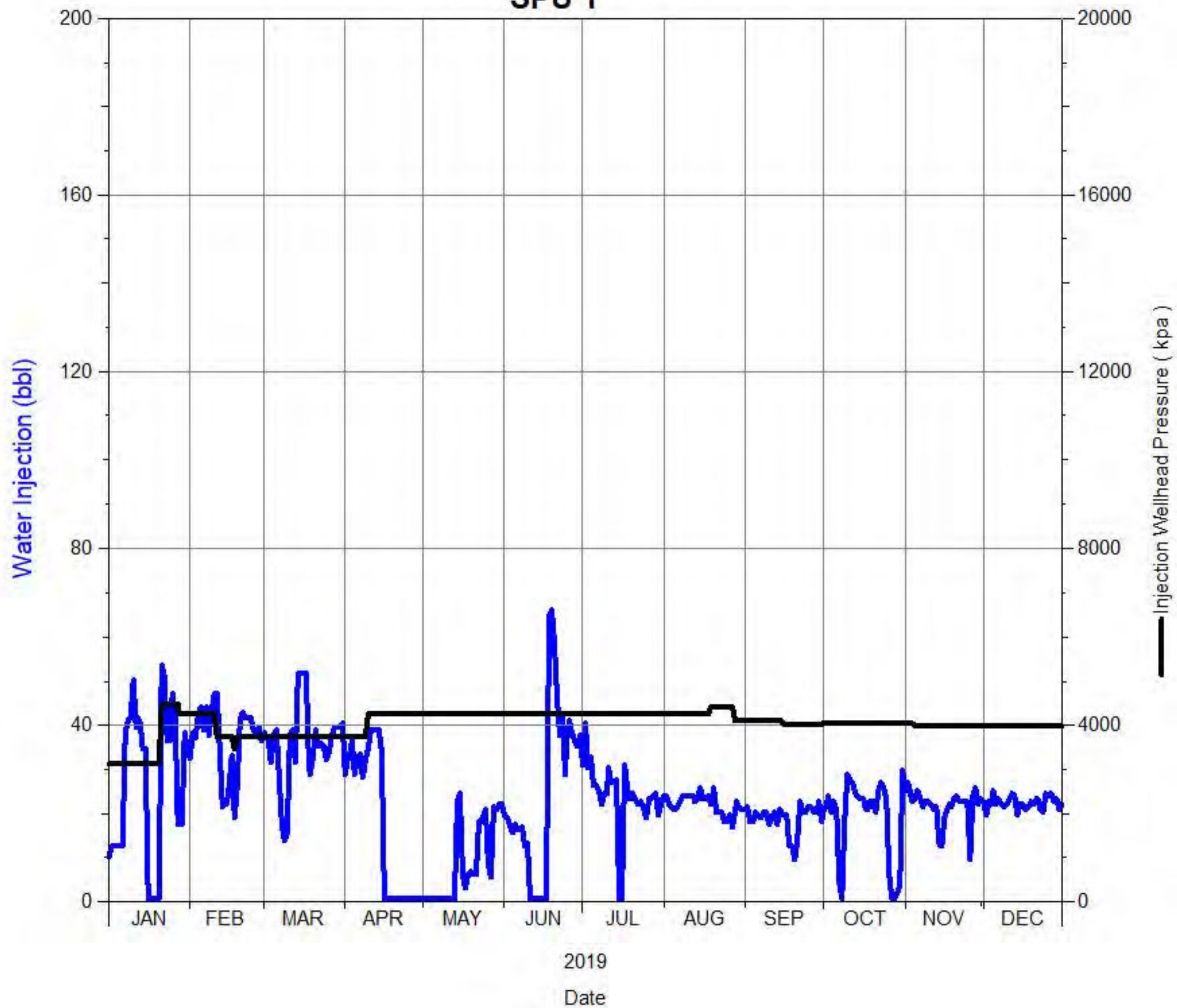
Daily Injection Rate and Pressure
00/04-17-002-29W1/0
SPU 1



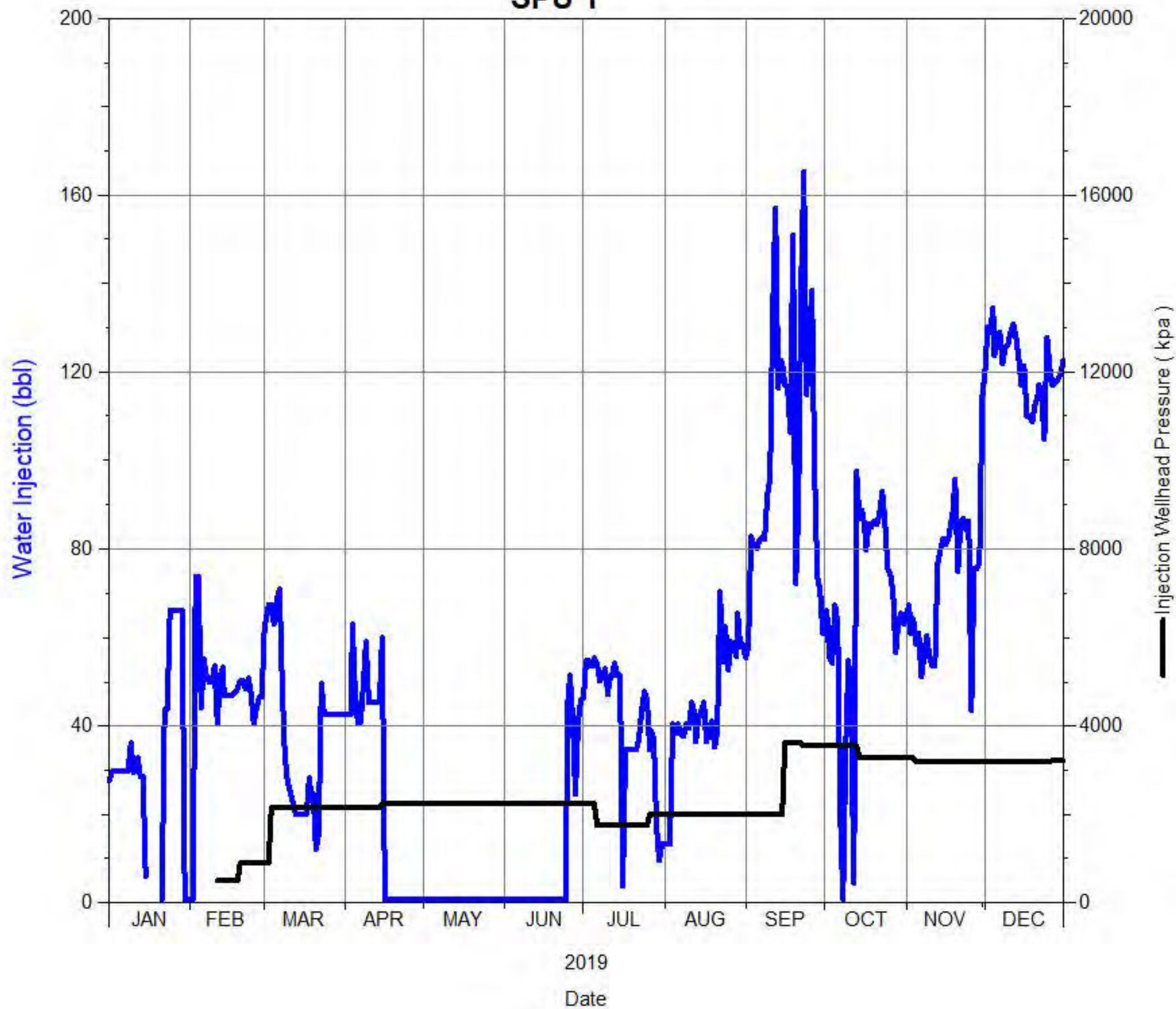
Daily Injection Rate and Pressure
00/05-09-002-29W1/0
SPU 1



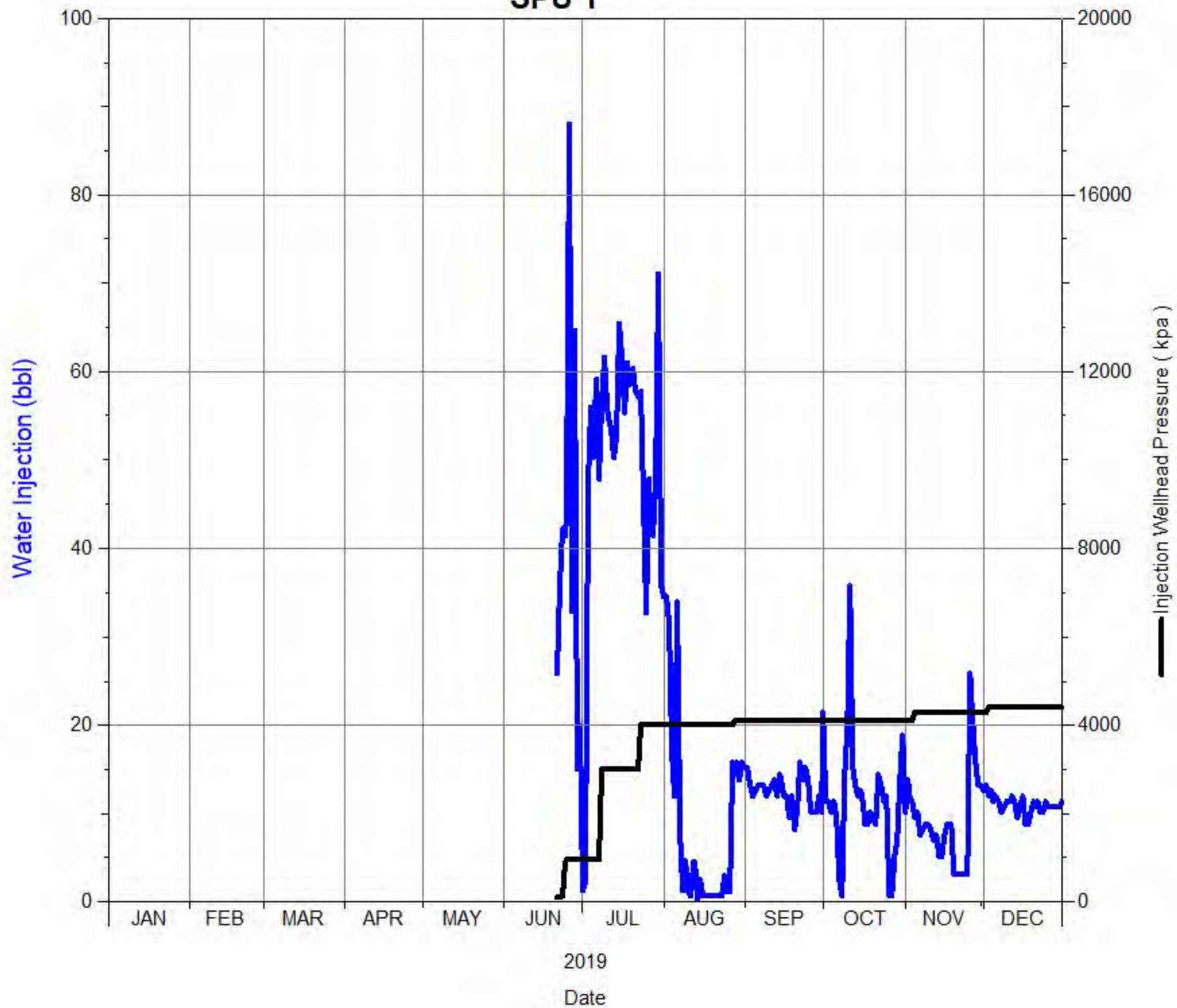
Daily Injection Rate and Pressure
00/05-15-002-29W1/0
SPU 1



Daily Injection Rate and Pressure
00/05-16-002-29W1/0
SPU 1

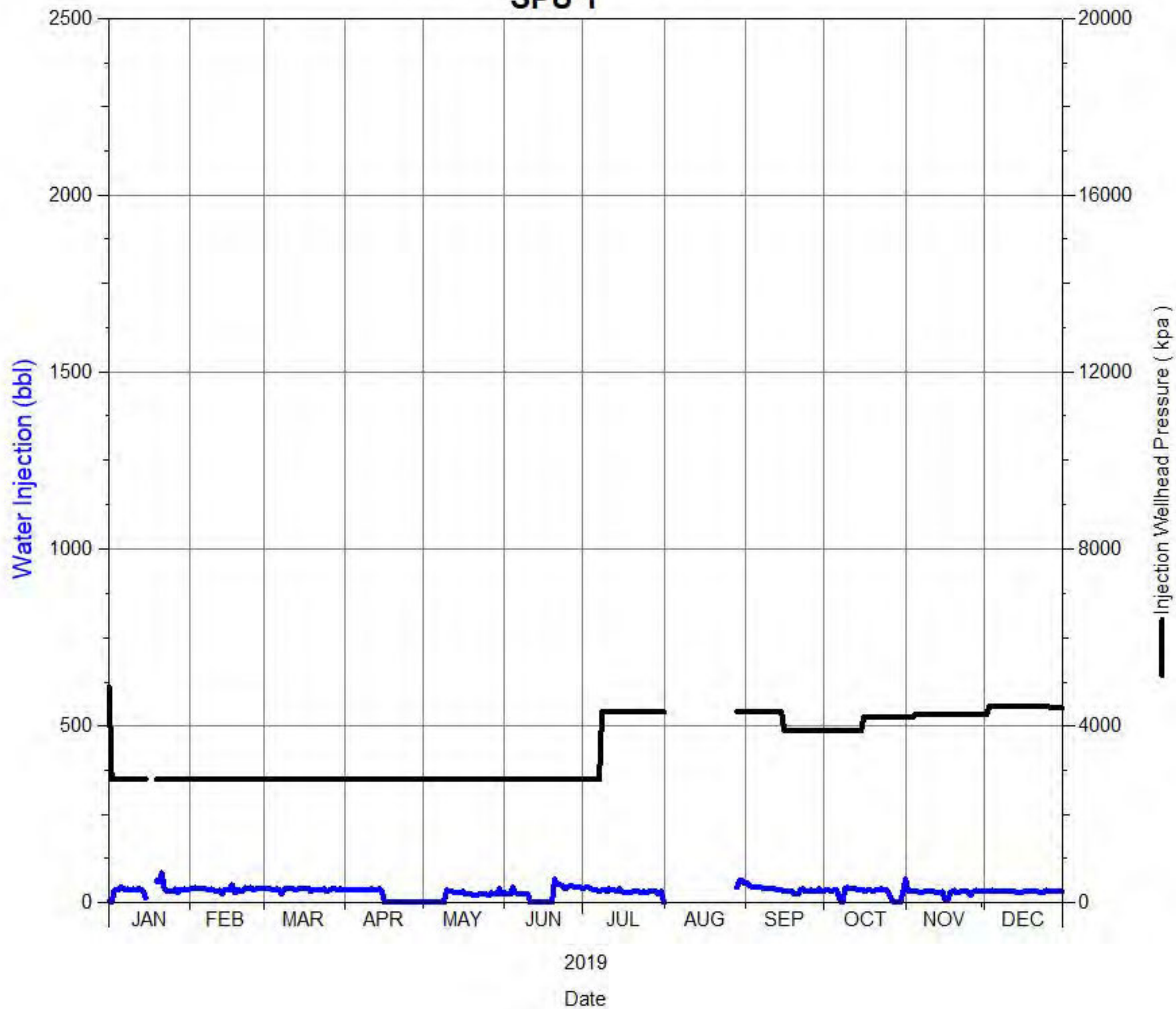


Daily Injection Rate and Pressure
00/05-17-002-29W1/0
SPU 1

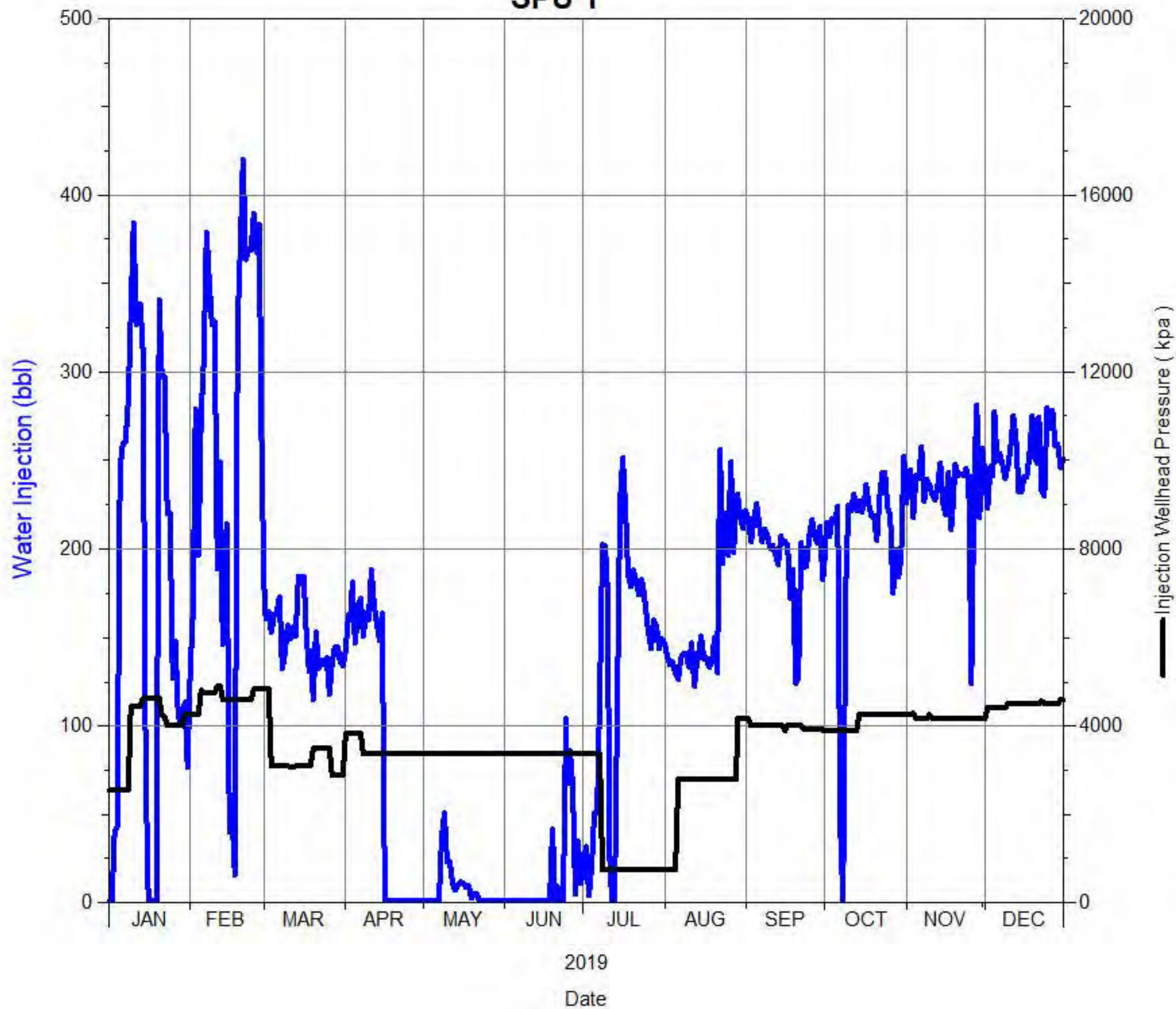


Daily Injection Rate and Pressure

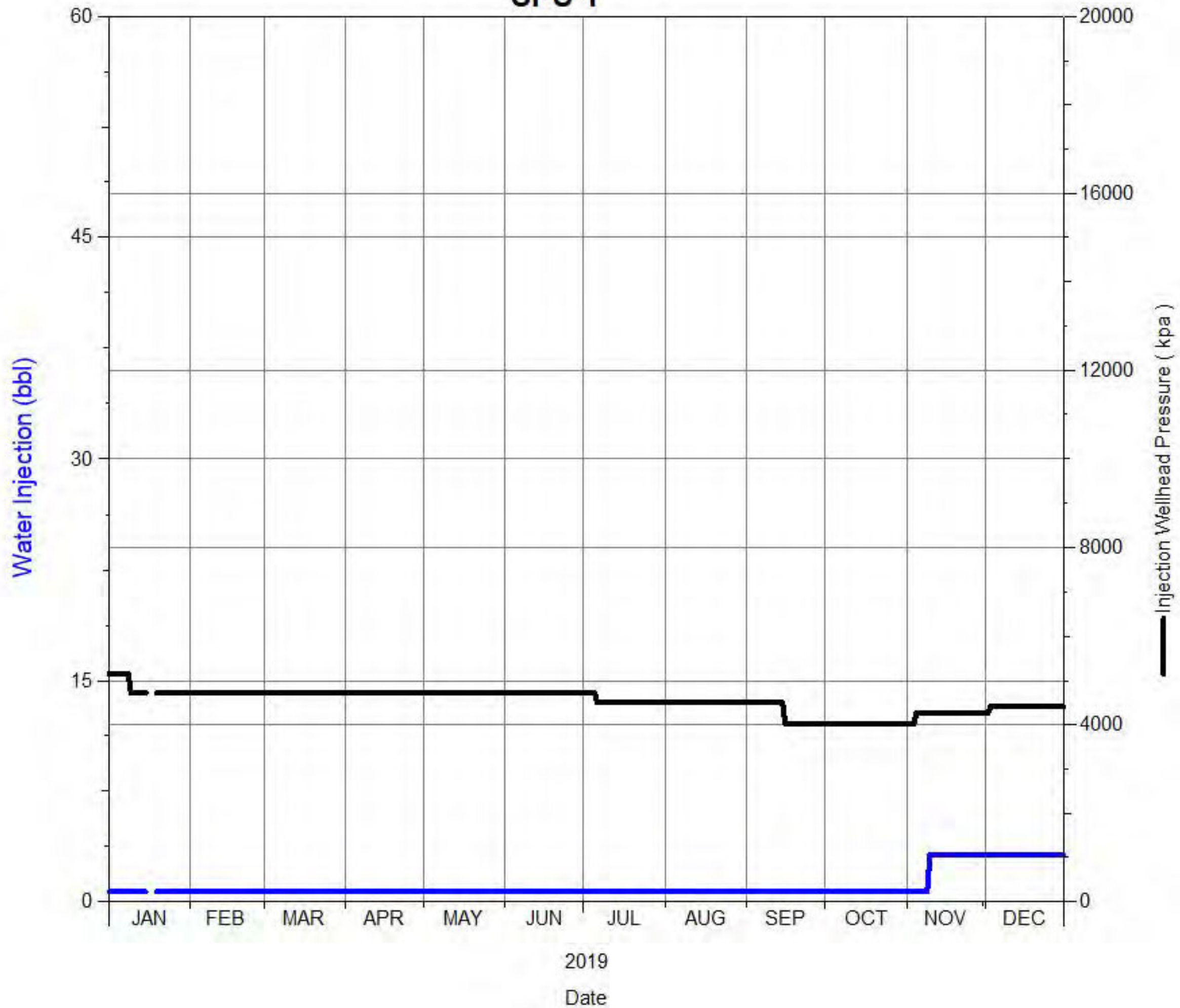
00/06-08-002-29W1/0
SPU 1



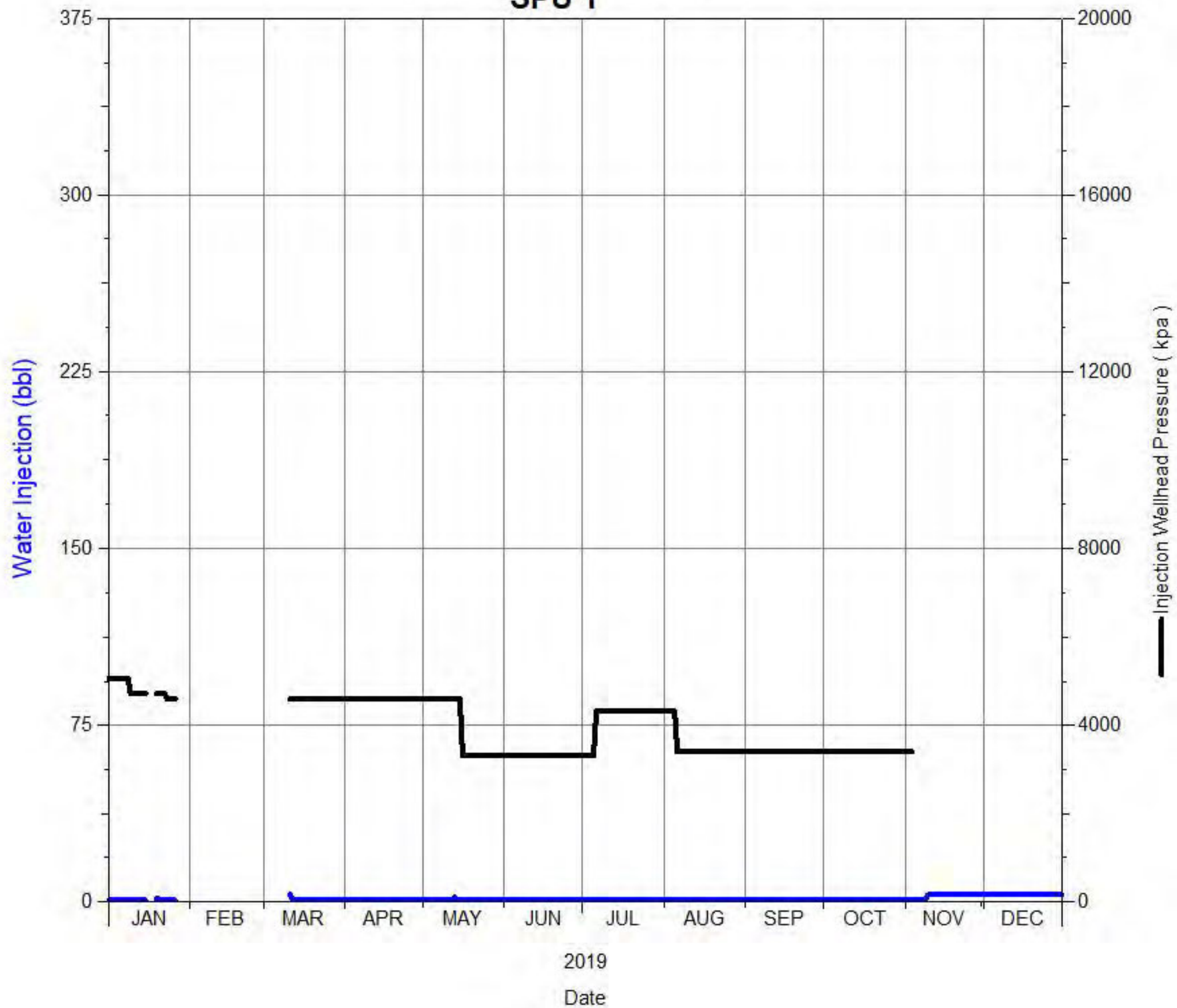
Daily Injection Rate and Pressure
00/06-09-002-29W1/0
SPU 1



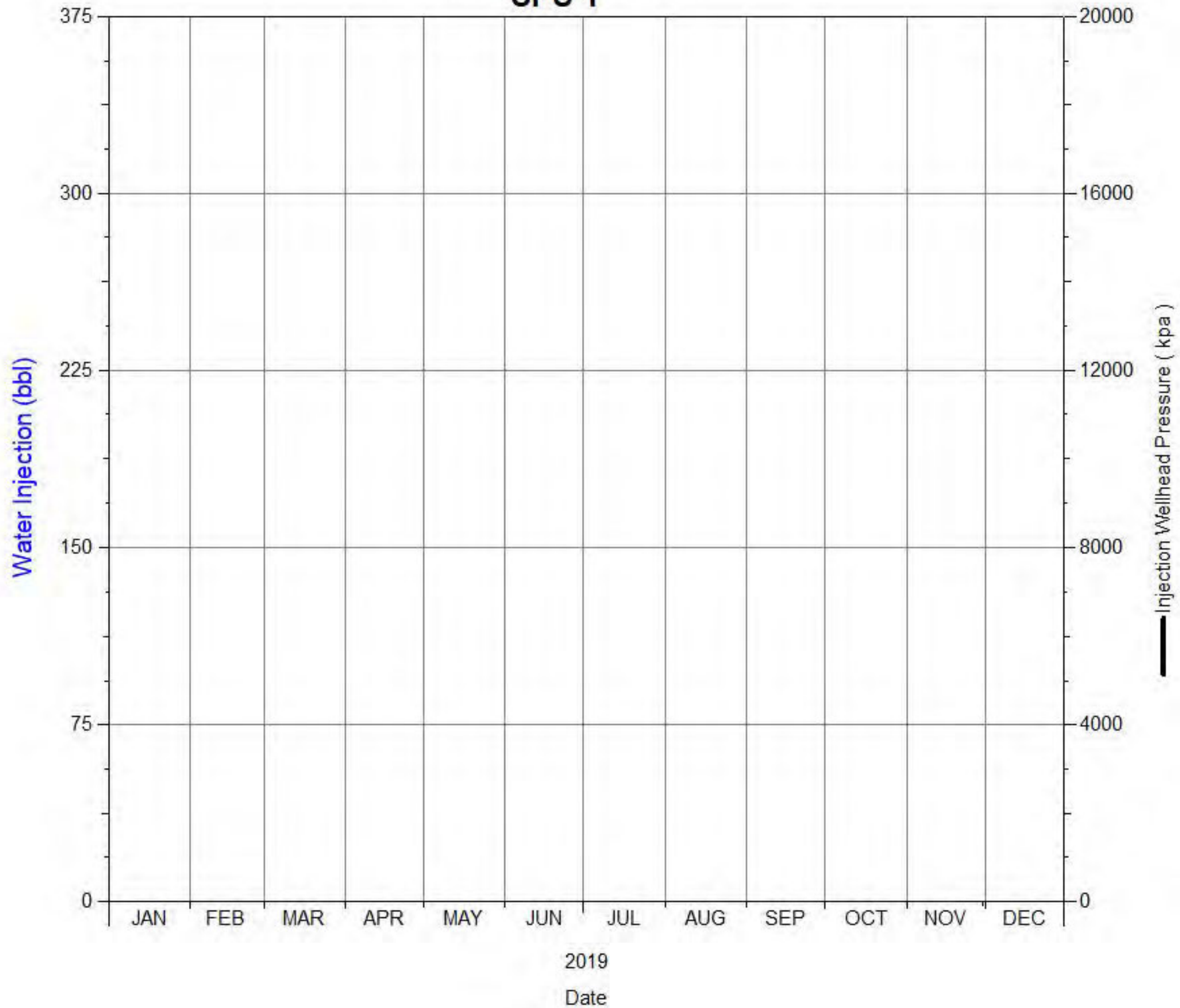
Daily Injection Rate and Pressure
00/06-16-002-29W1/0
SPU 1



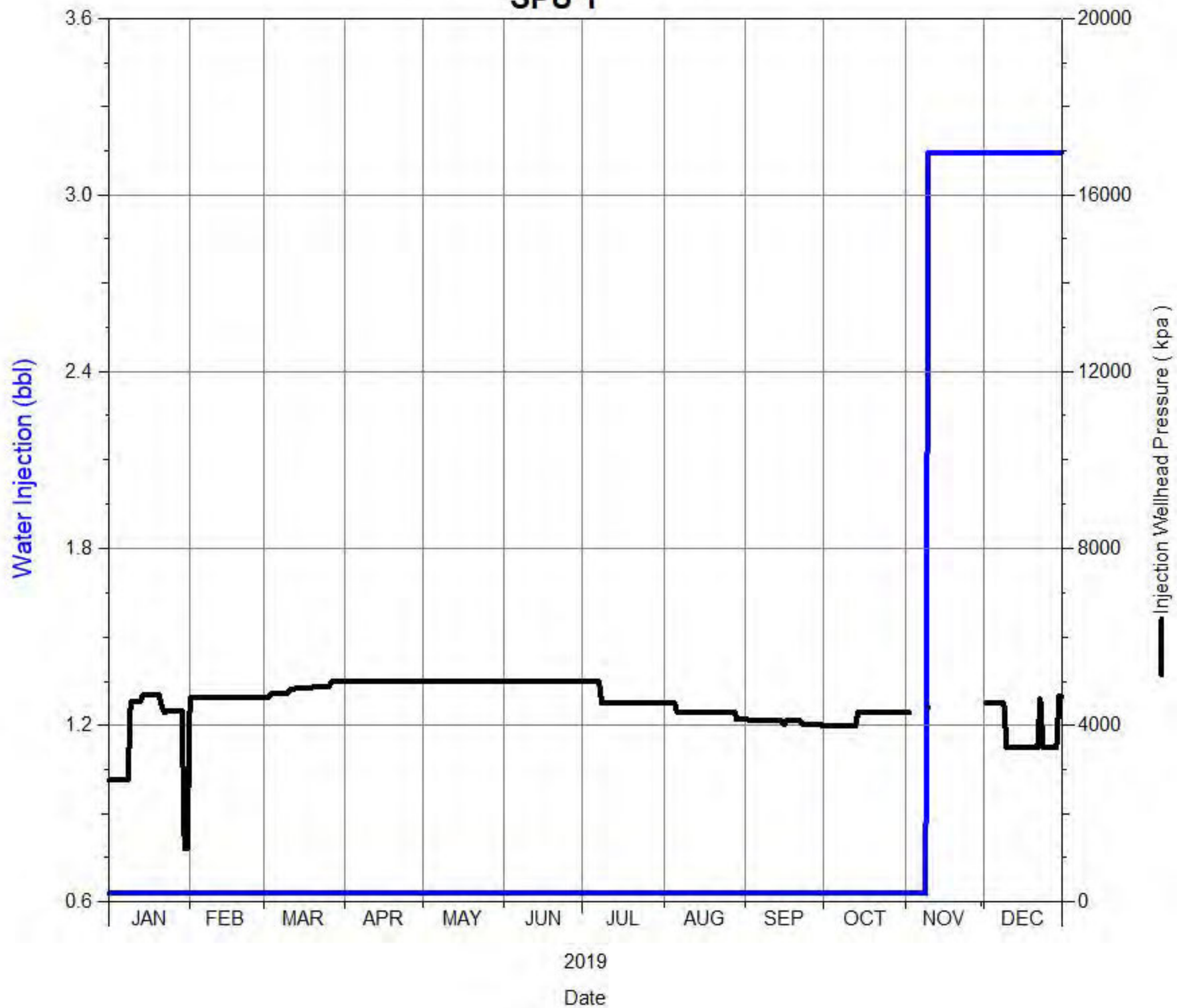
Daily Injection Rate and Pressure
00/06-17-002-29W1/0
SPU 1



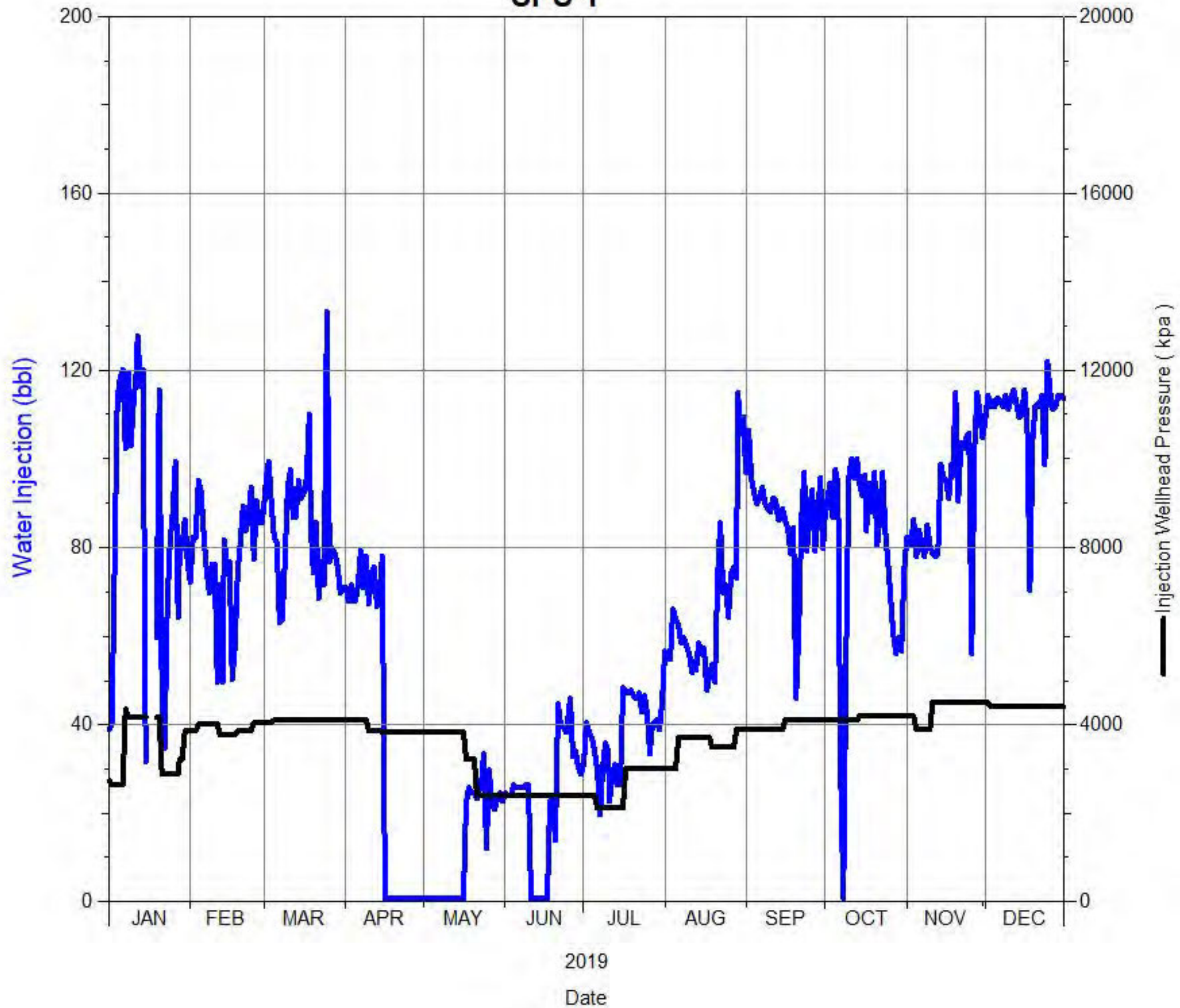
Daily Injection Rate and Pressure
00/07-08-002-29W1/0
SPU 1



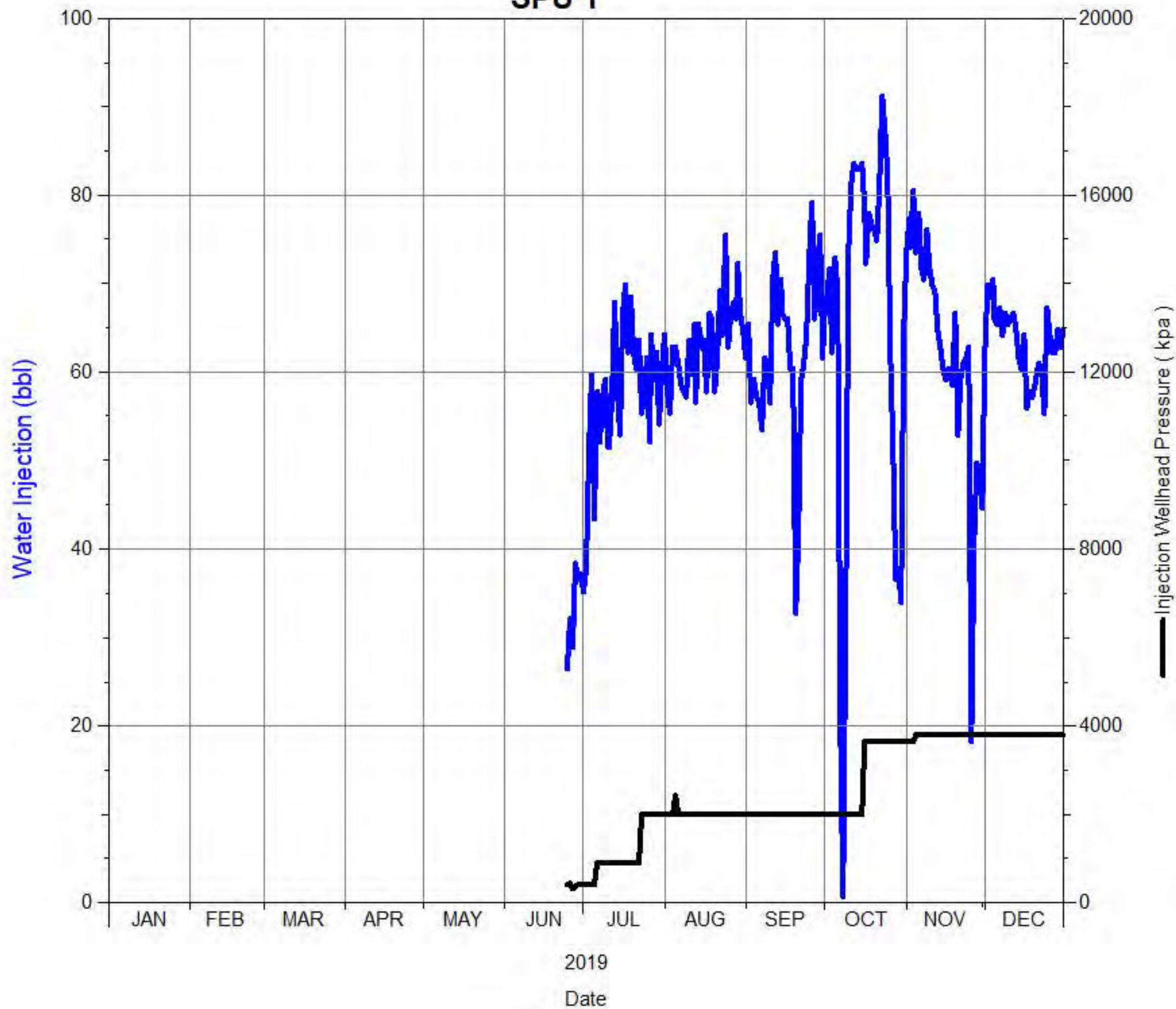
Daily Injection Rate and Pressure
00/07-09-002-29W1/0
SPU 1



Daily Injection Rate and Pressure
00/07-16-002-29W1/0
SPU 1

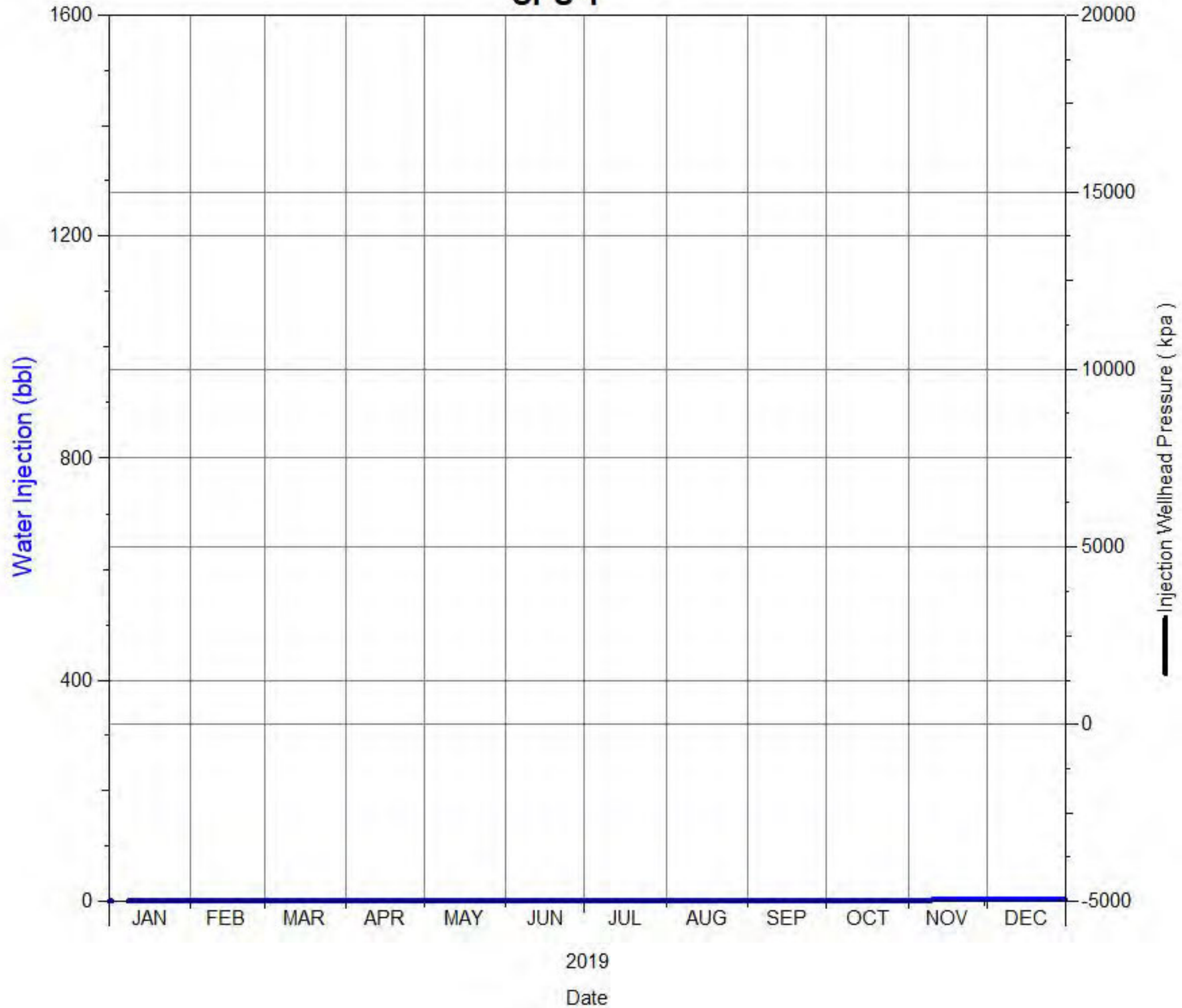


Daily Injection Rate and Pressure
00/07-17-002-29W1/0
SPU 1



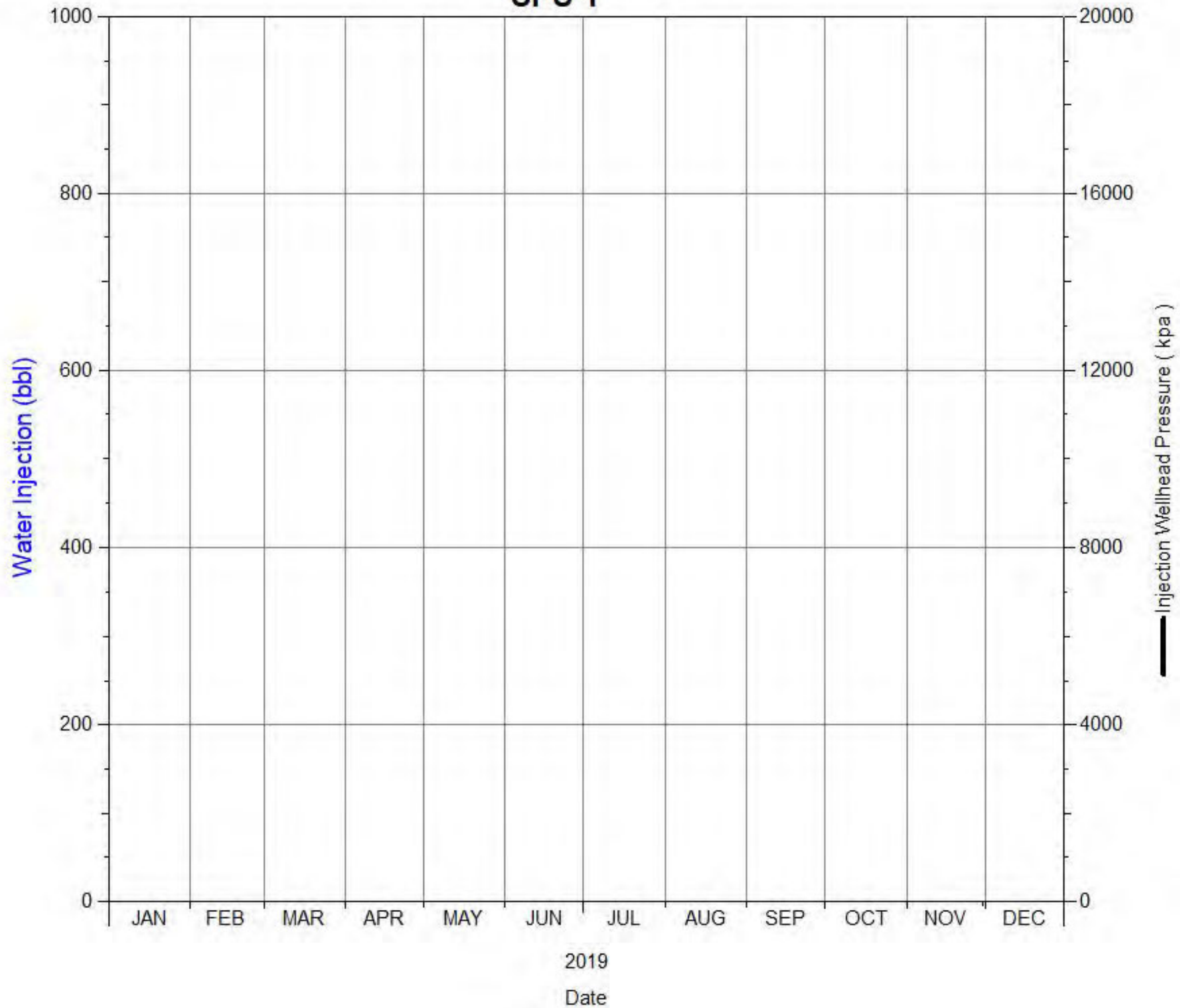
Daily Injection Rate and Pressure

00/08-08-002-29W1/0
SPU 1

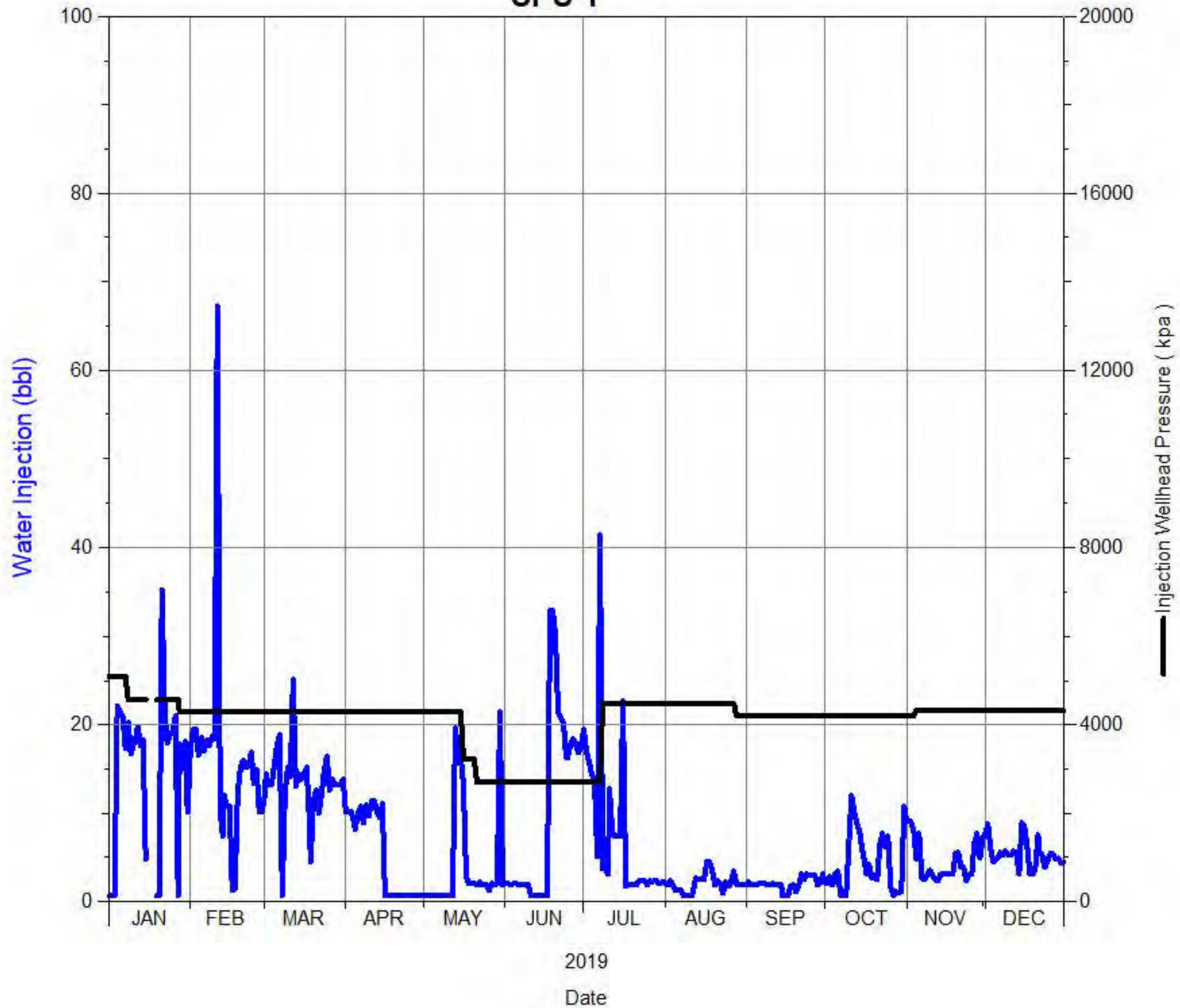


Daily Injection Rate and Pressure

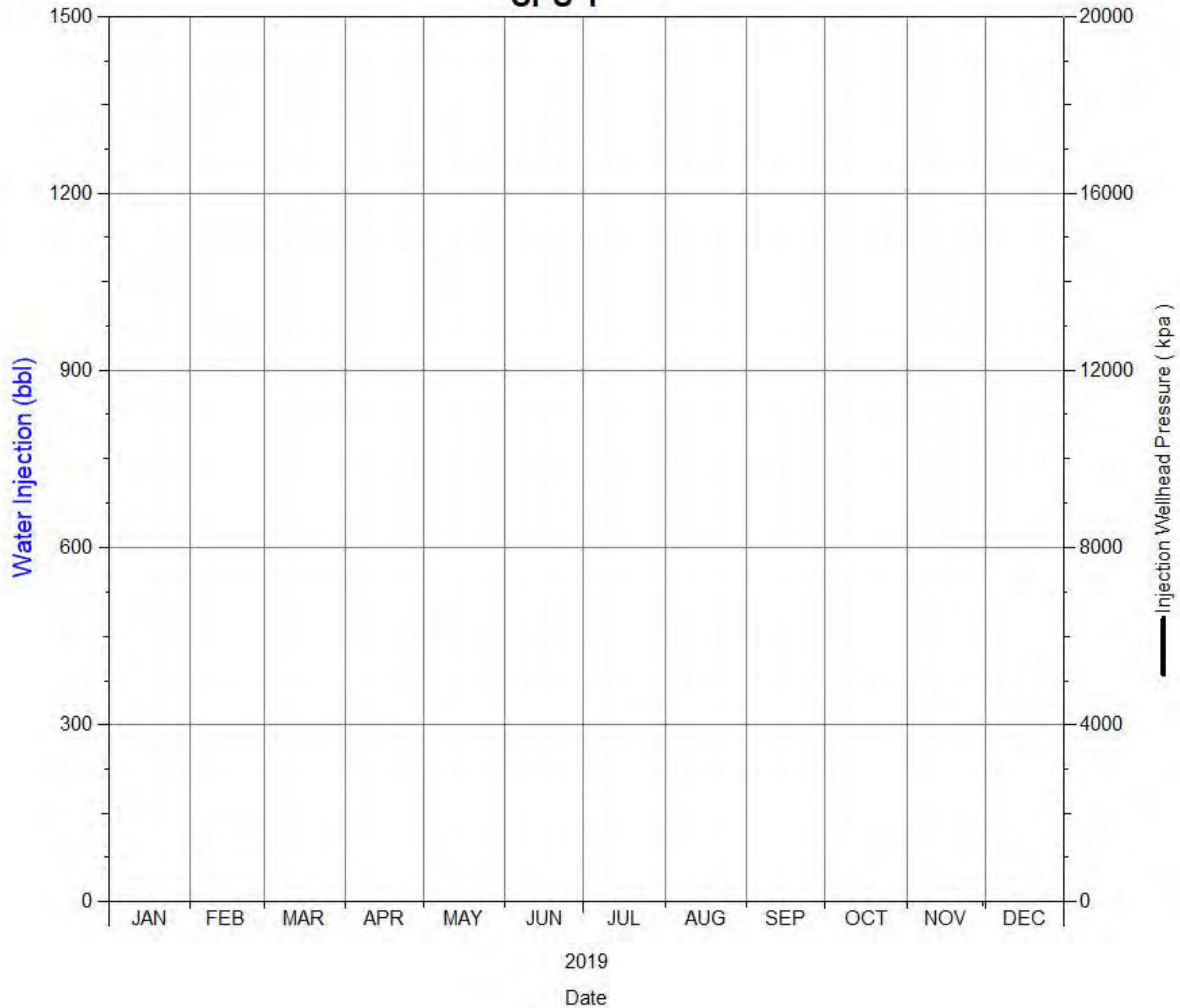
00/08-09-002-29W1/0
SPU 1



Daily Injection Rate and Pressure
00/08-16-002-29W1/0
SPU 1

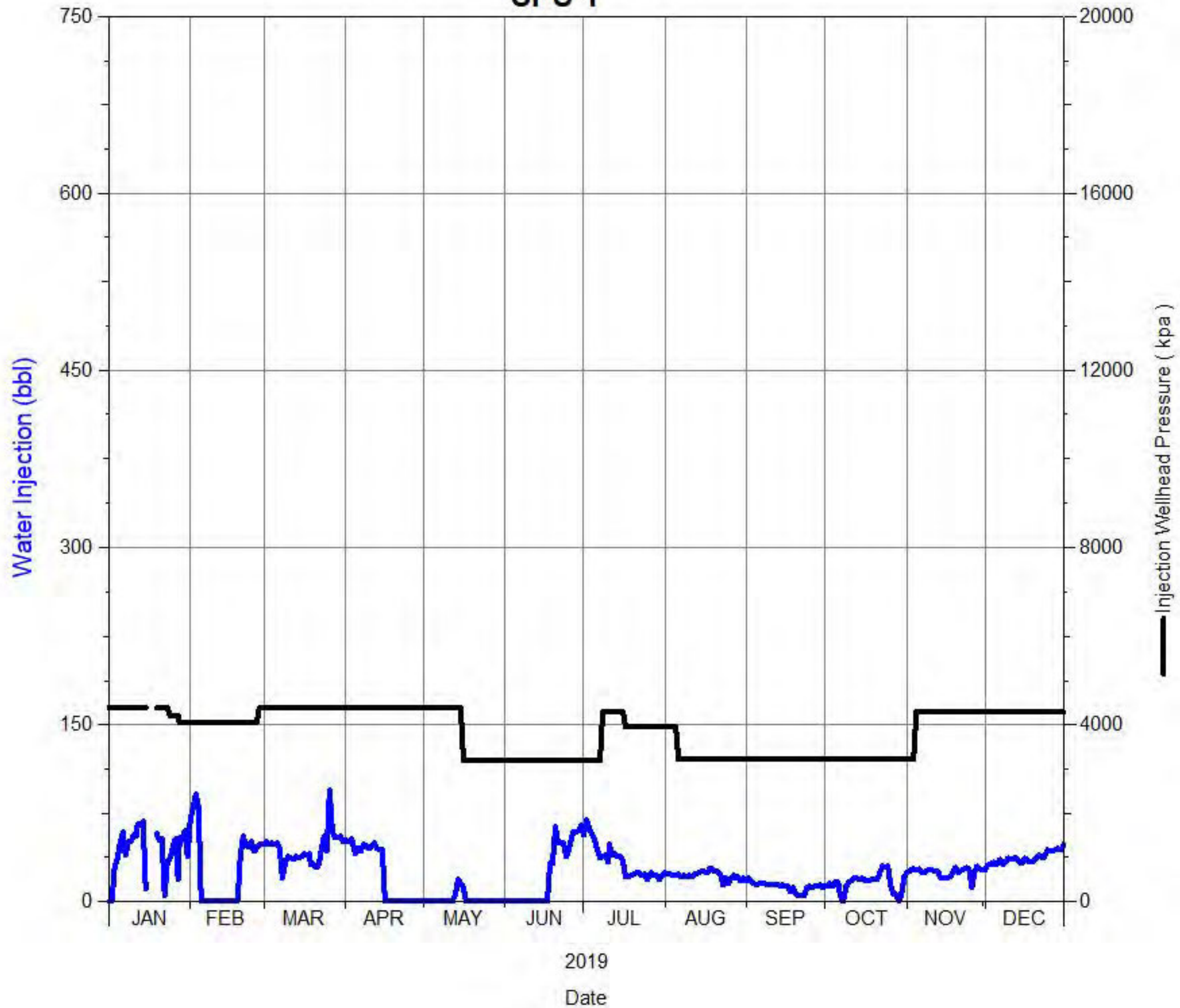


Daily Injection Rate and Pressure
00/08-17-002-29W1/0
SPU 1

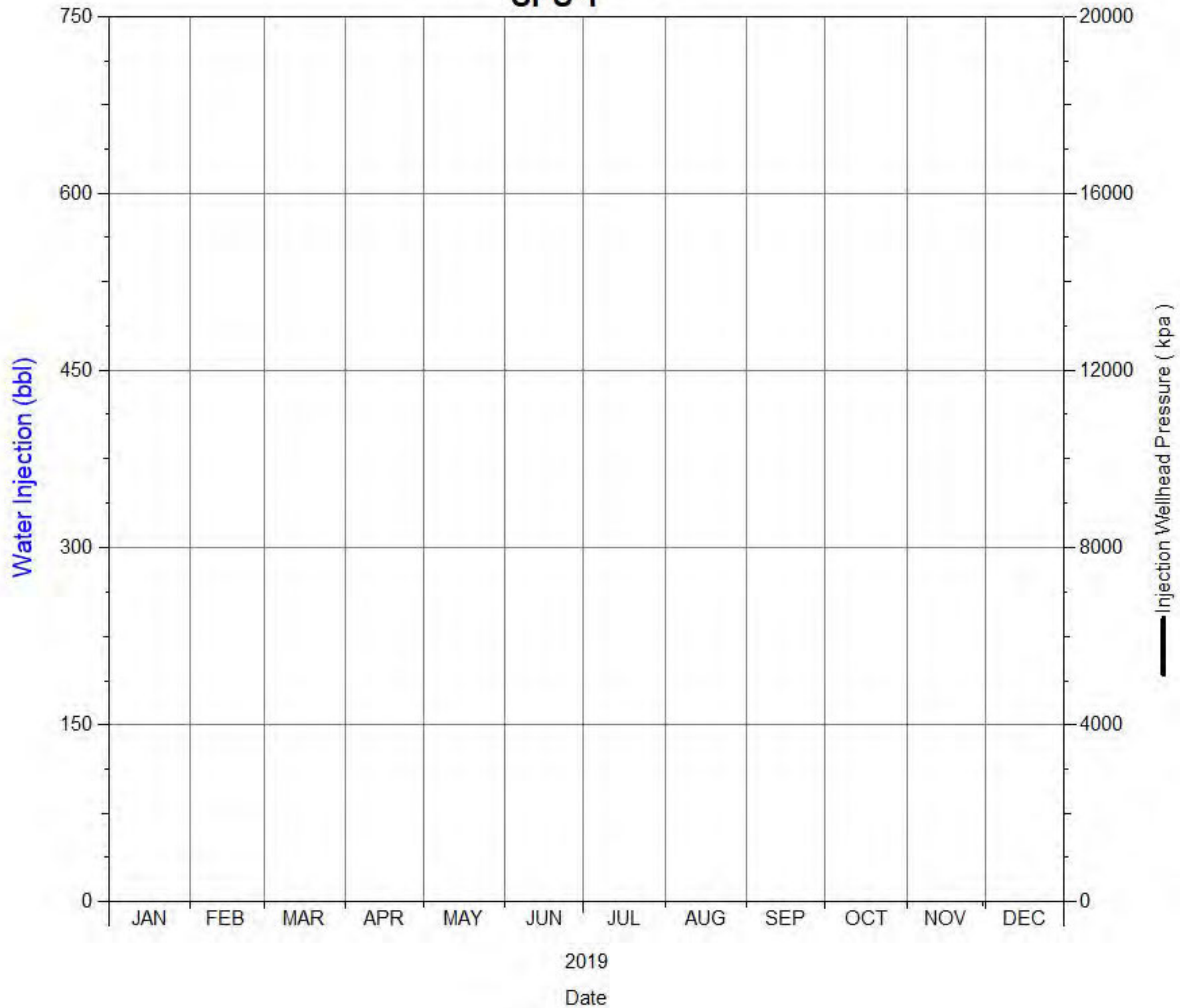


Daily Injection Rate and Pressure

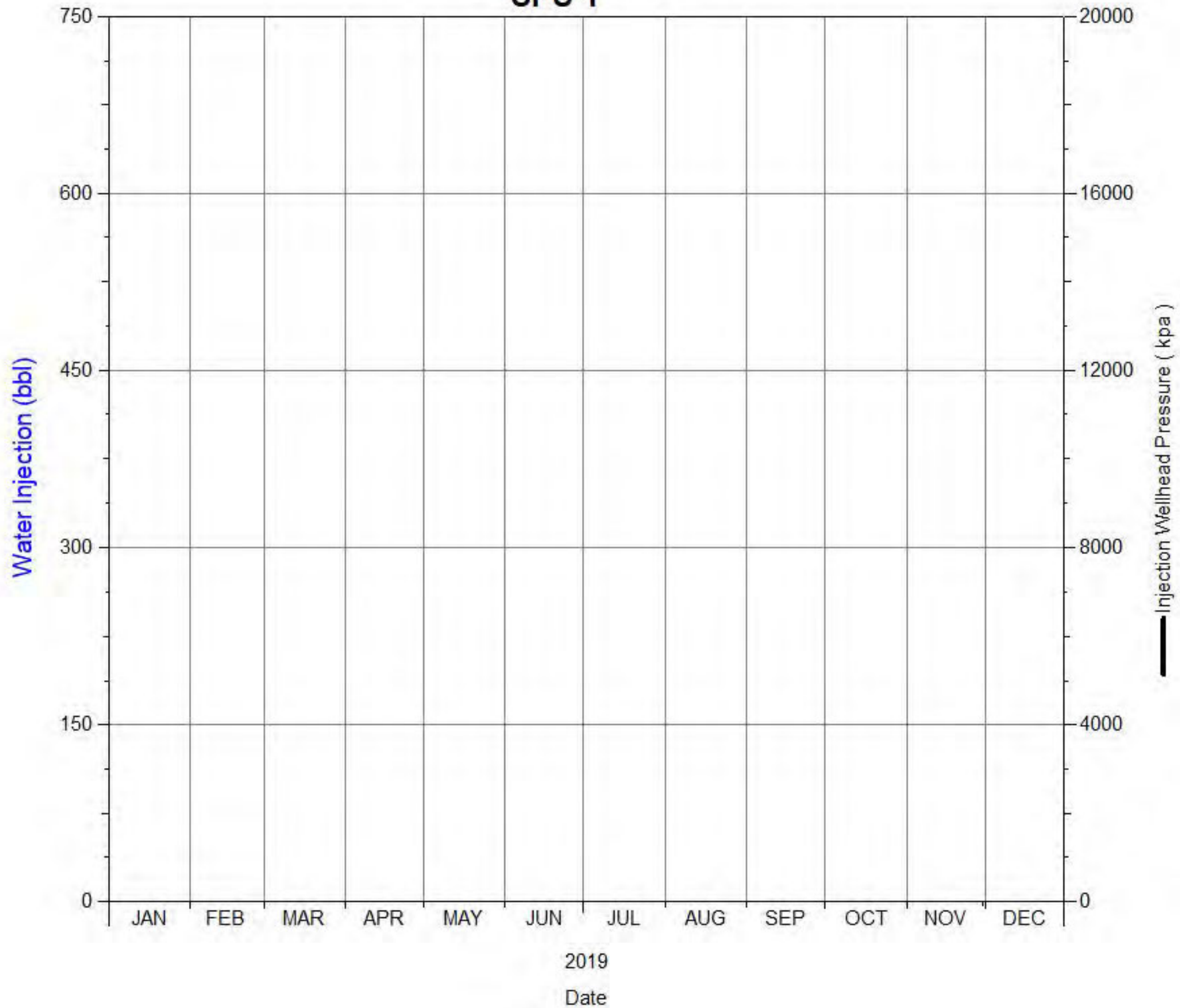
00/08-18-002-29W1/0
SPU 1



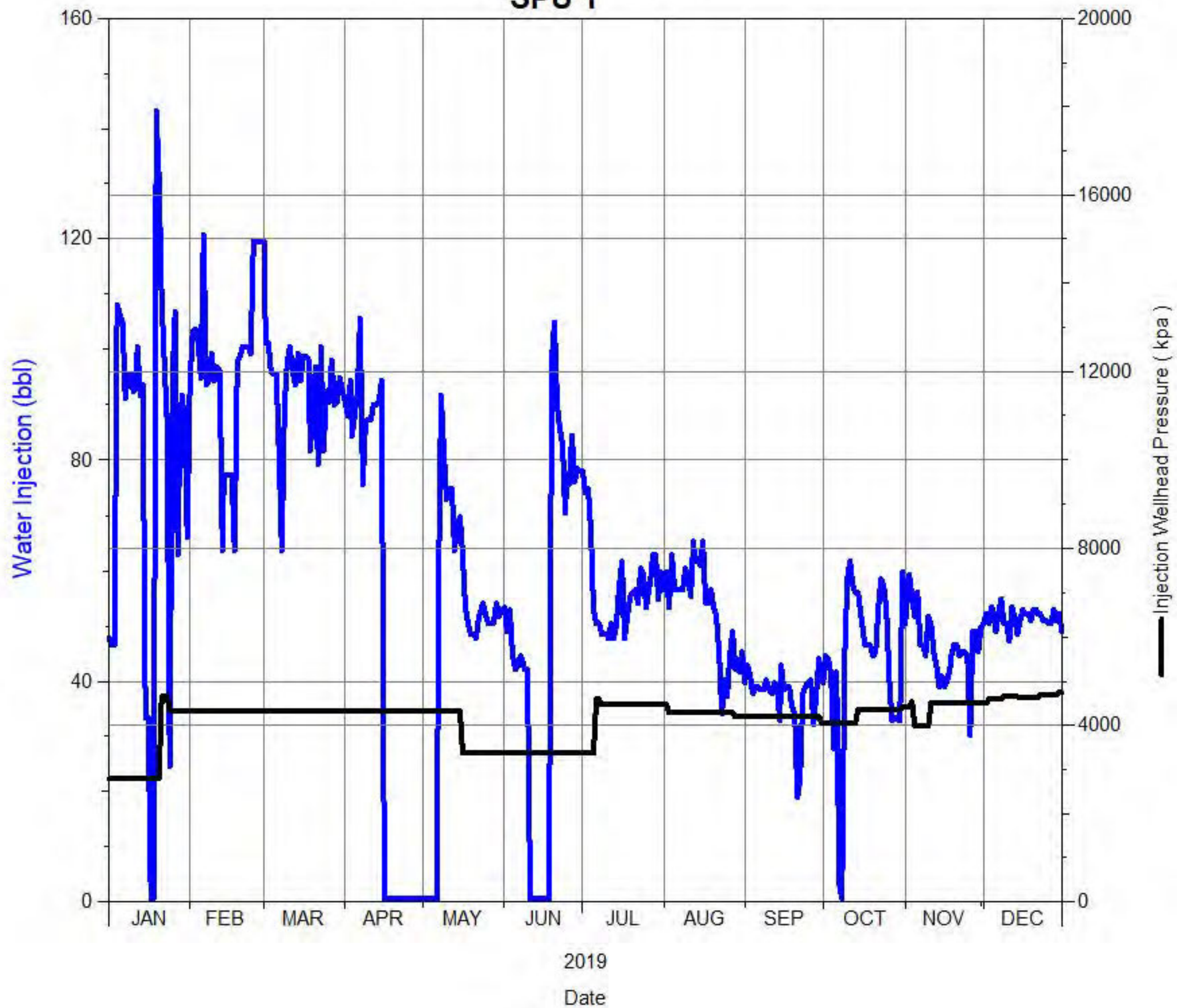
Daily Injection Rate and Pressure
00/09-05-002-29W1/0
SPU 1



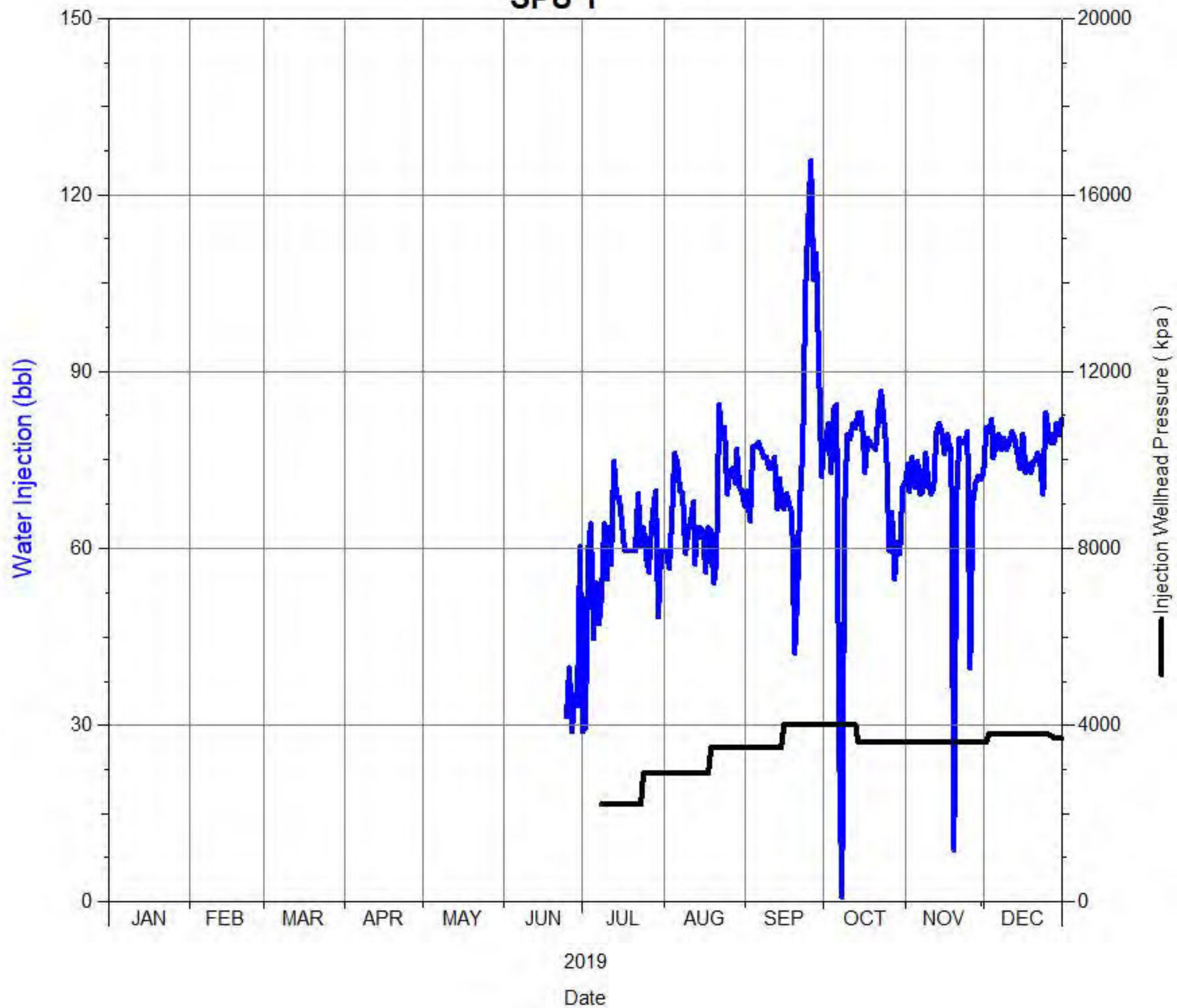
Daily Injection Rate and Pressure
00/09-08-002-29W1/0
SPU 1



Daily Injection Rate and Pressure
00/09-09-002-29W1/0
SPU 1

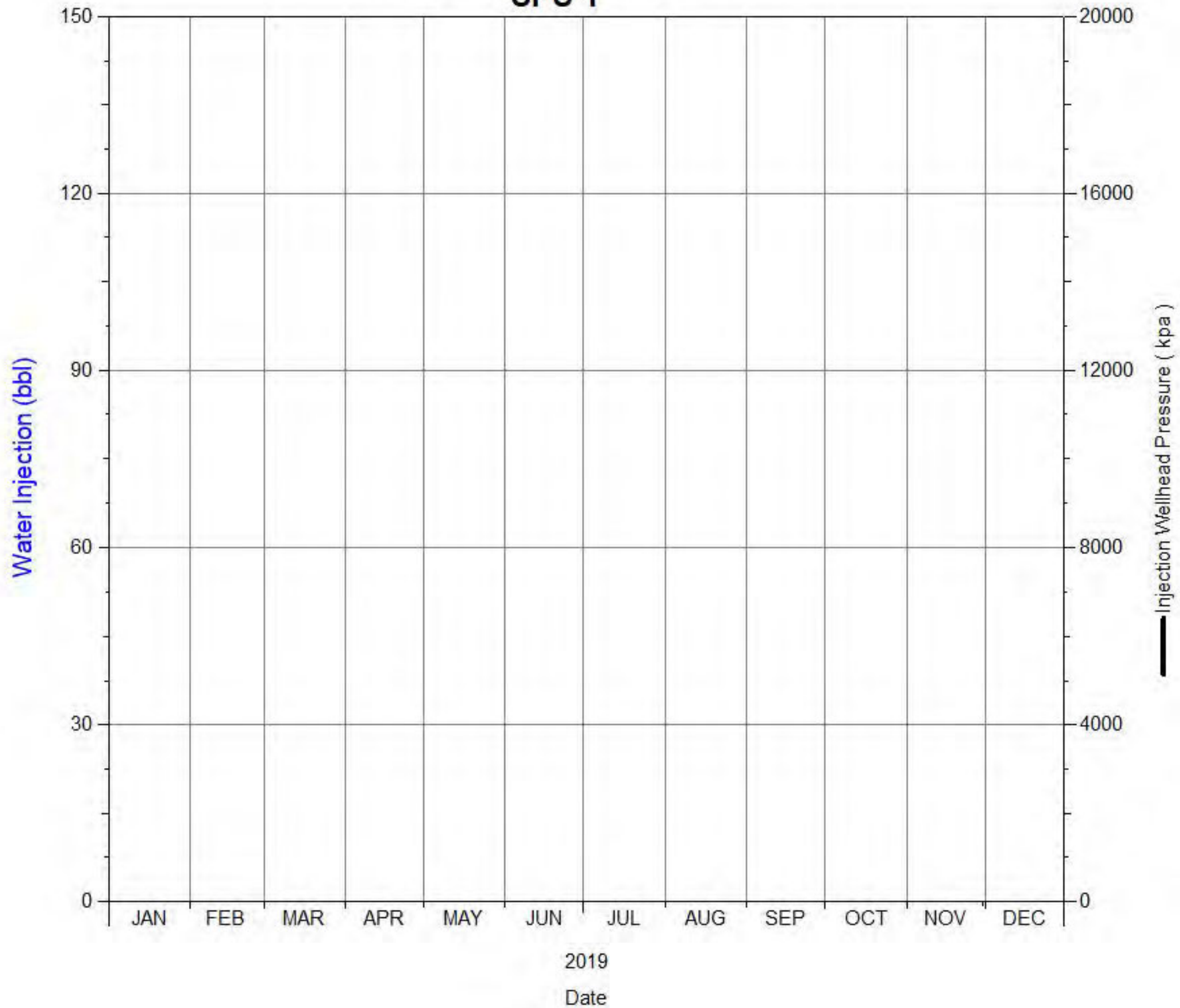


Daily Injection Rate and Pressure
00/09-17-002-29W1/0
SPU 1

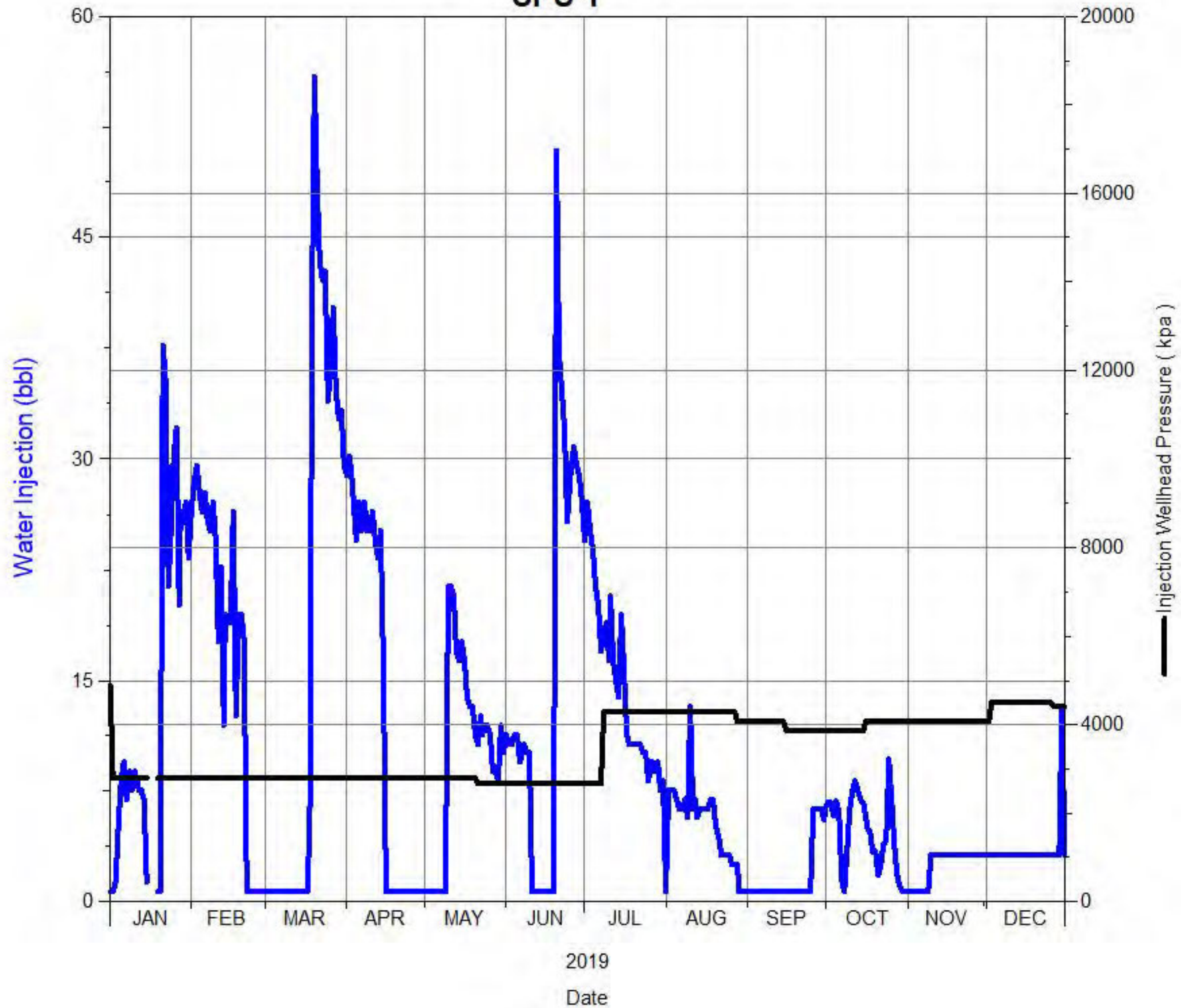


Daily Injection Rate and Pressure

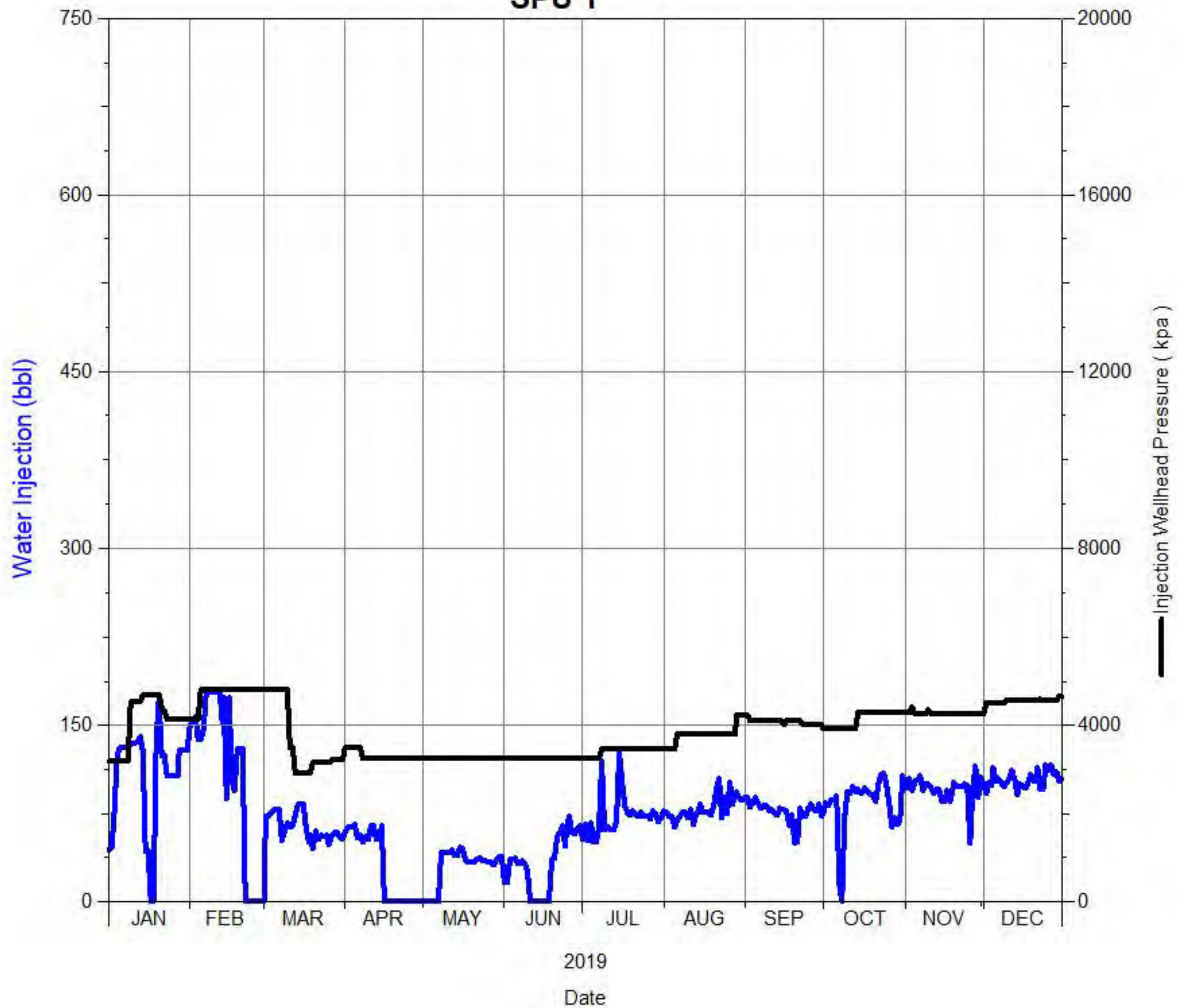
00/10-04-002-29W1/0
SPU 1



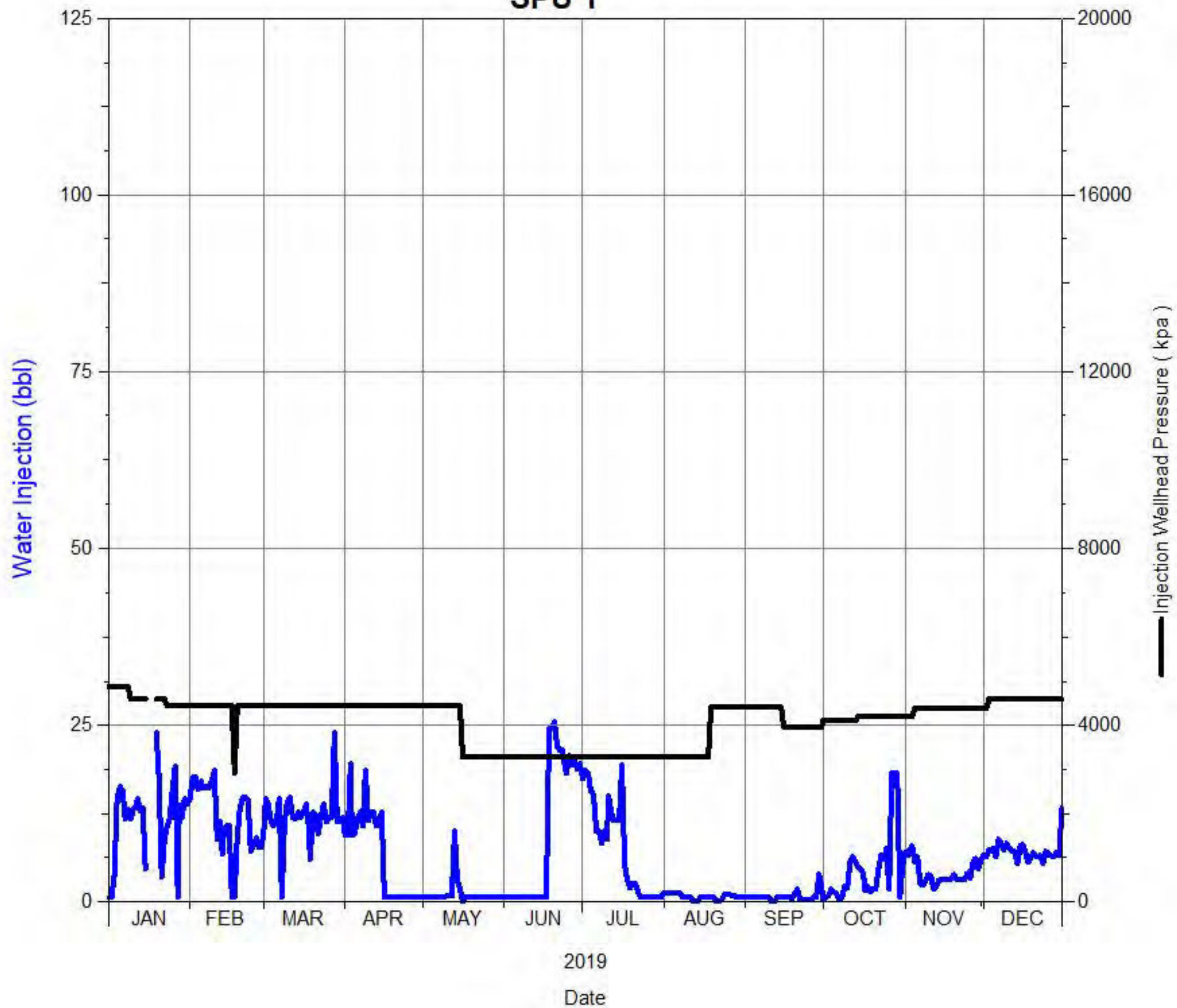
Daily Injection Rate and Pressure
00/10-08-002-29W1/0
SPU 1



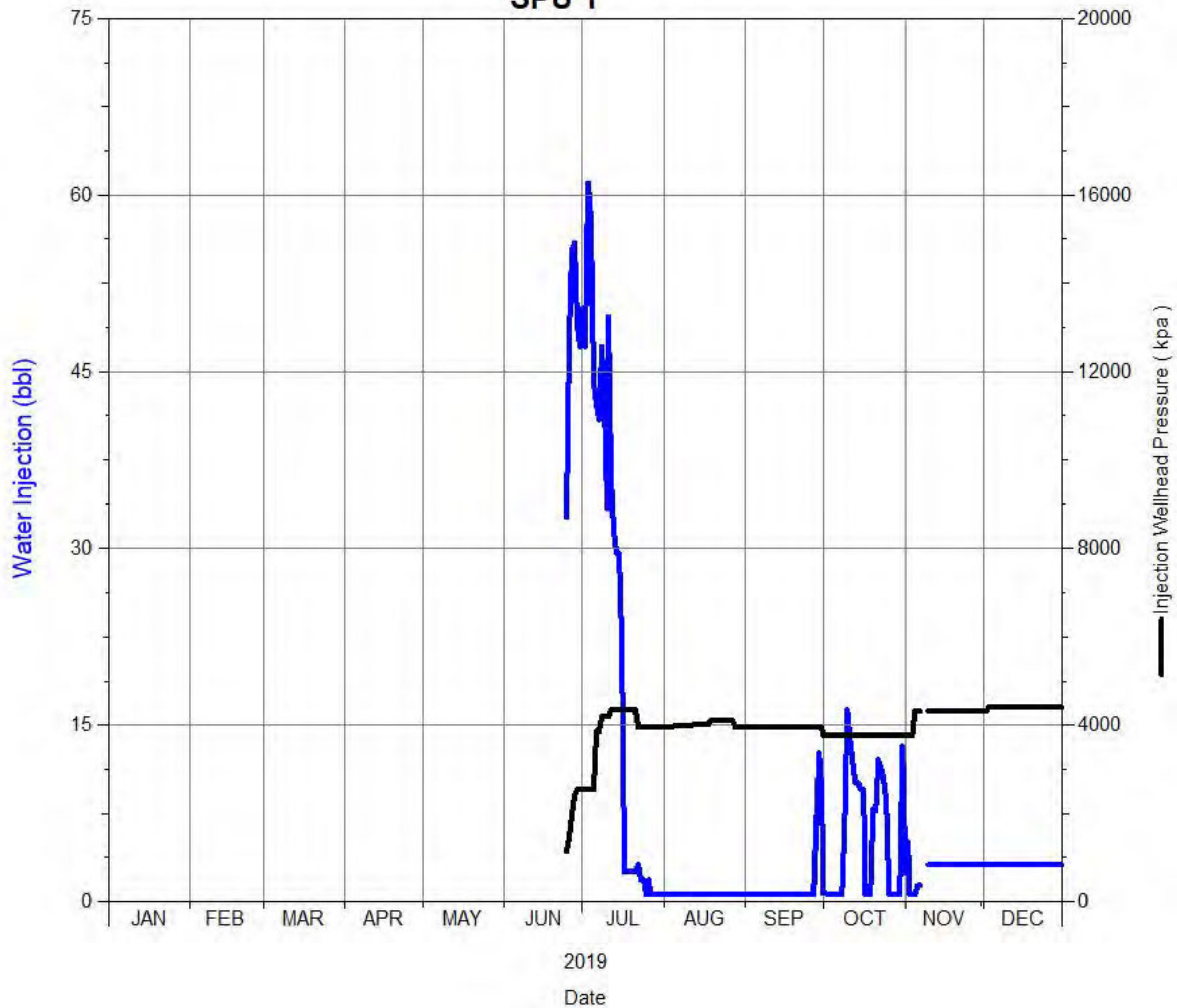
Daily Injection Rate and Pressure
00/10-09-002-29W1/0
SPU 1



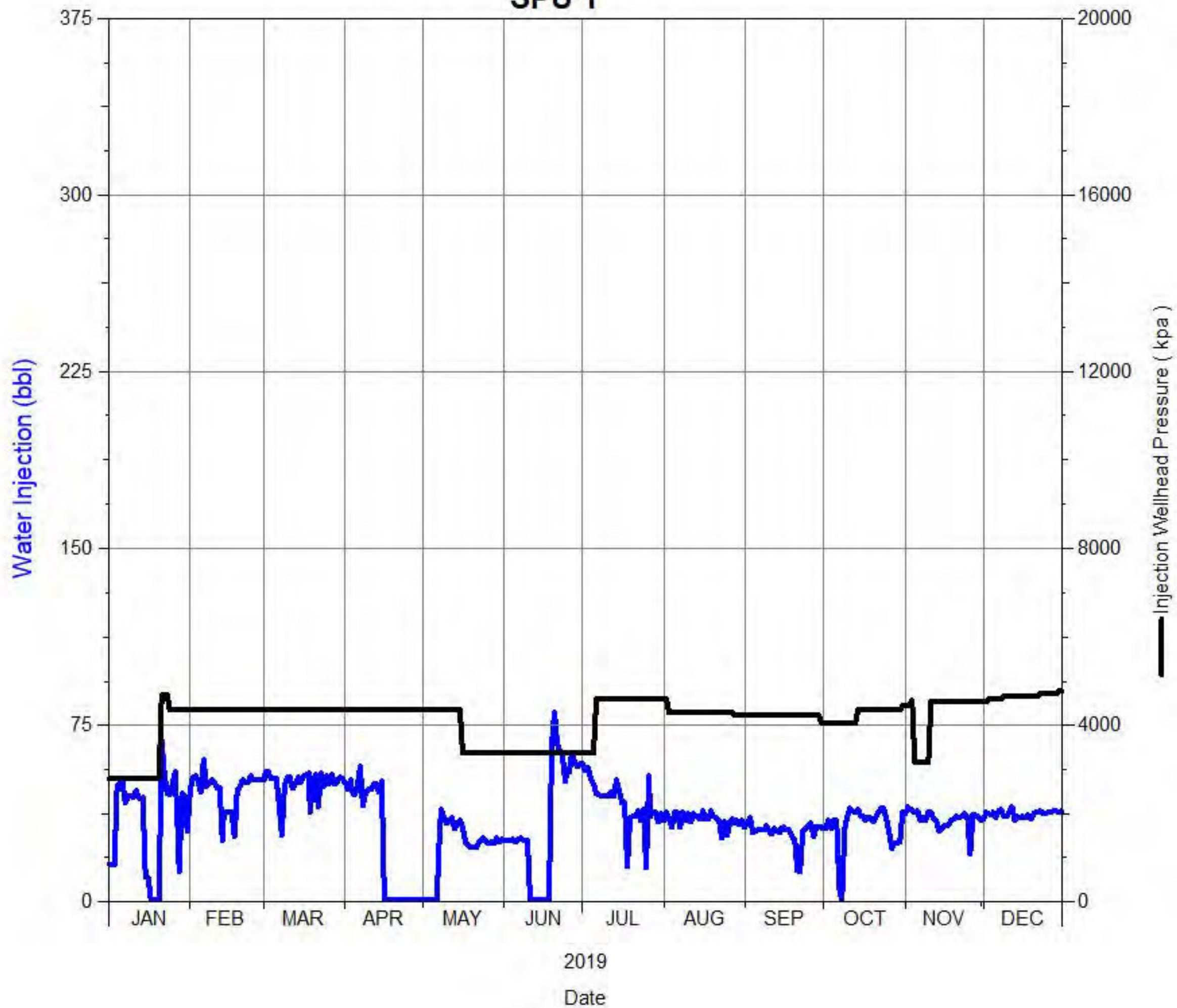
Daily Injection Rate and Pressure
00/10-16-002-29W1/0
SPU 1



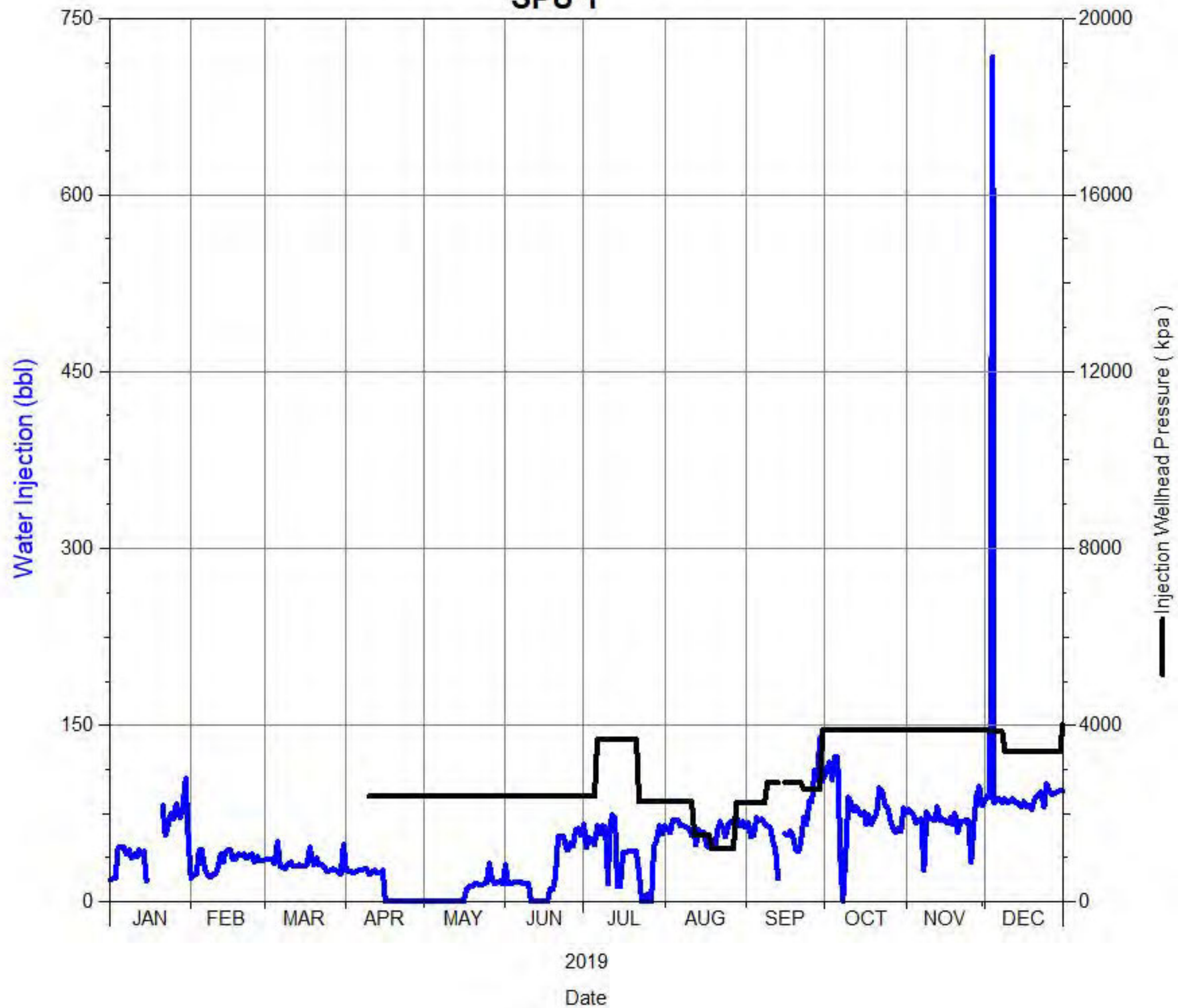
Daily Injection Rate and Pressure
00/10-17-002-29W1/0
SPU 1



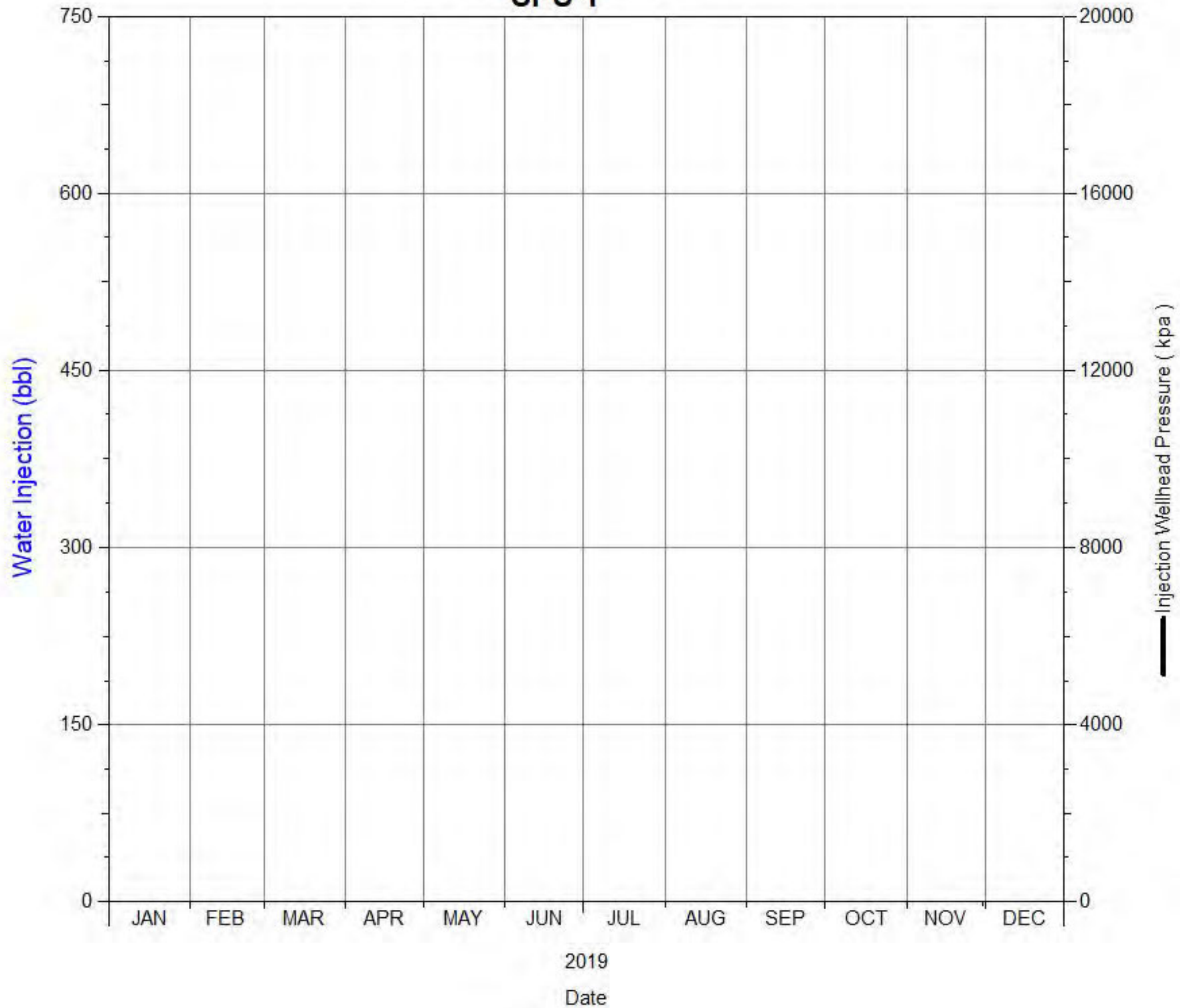
Daily Injection Rate and Pressure
00/11-09-002-29W1/0
SPU 1



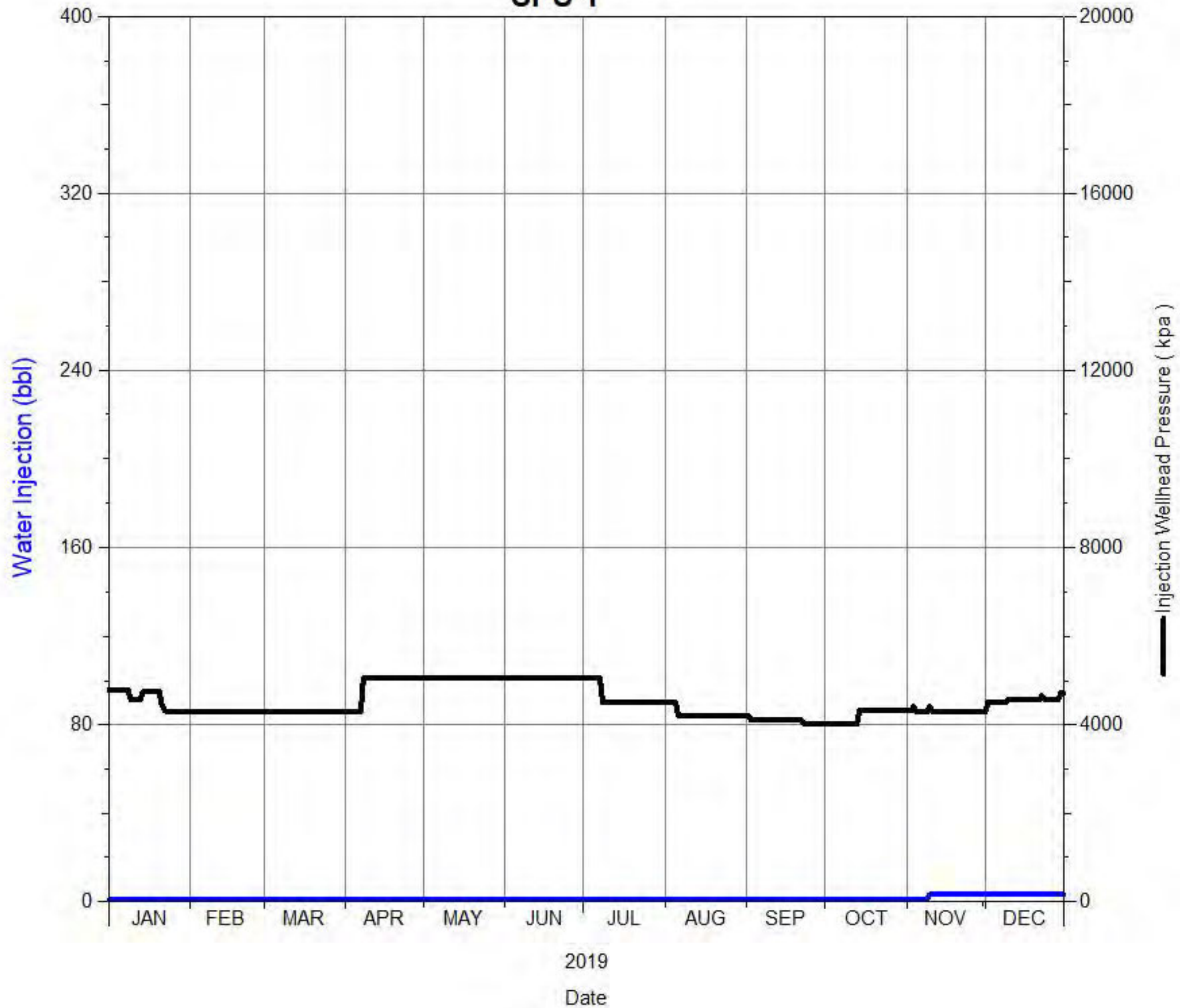
Daily Injection Rate and Pressure
00/11-16-002-29W1/0
SPU 1



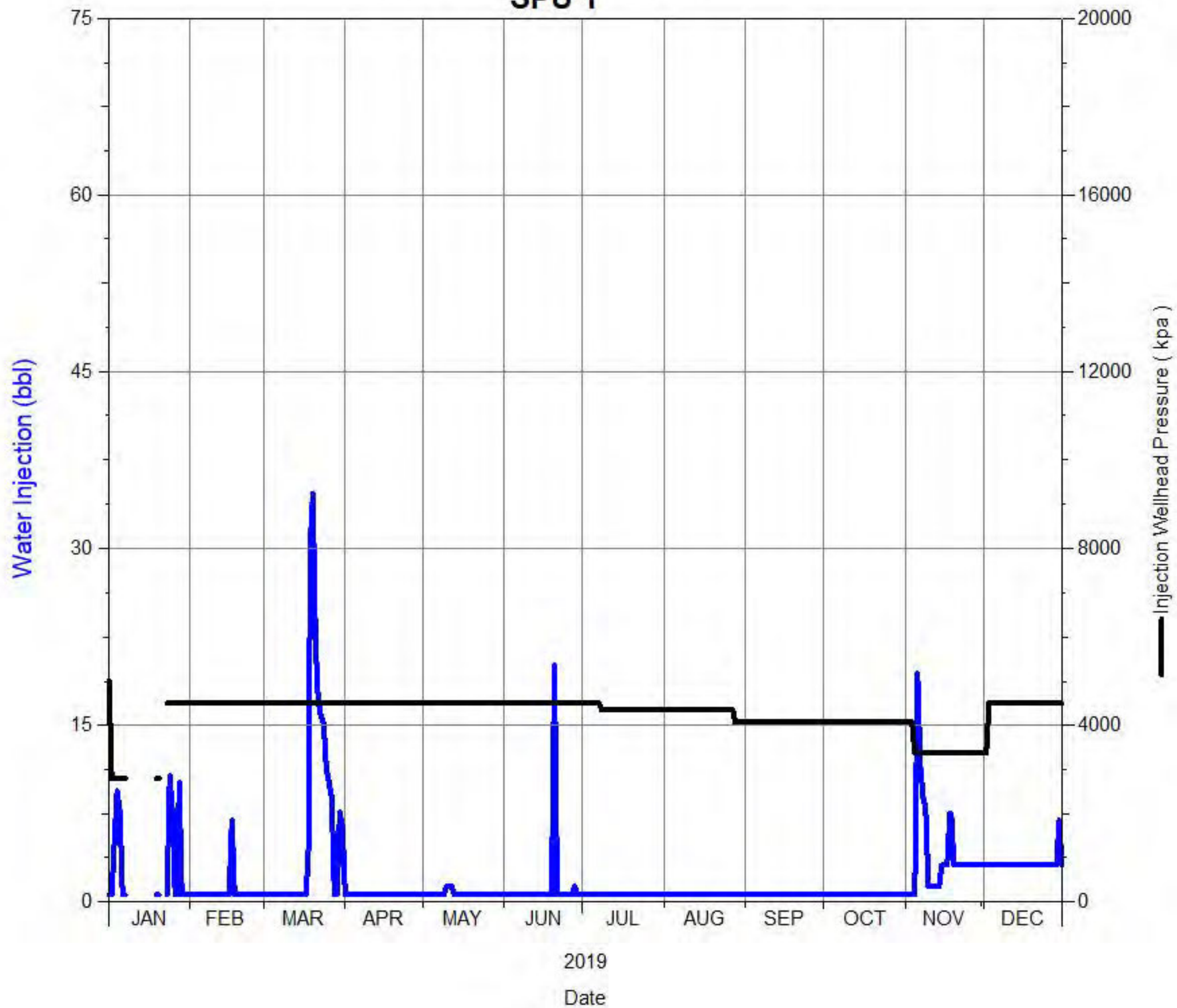
Daily Injection Rate and Pressure
00/11-17-002-29W1/0
SPU 1



Daily Injection Rate and Pressure
00/12-04-002-29W1/0
SPU 1

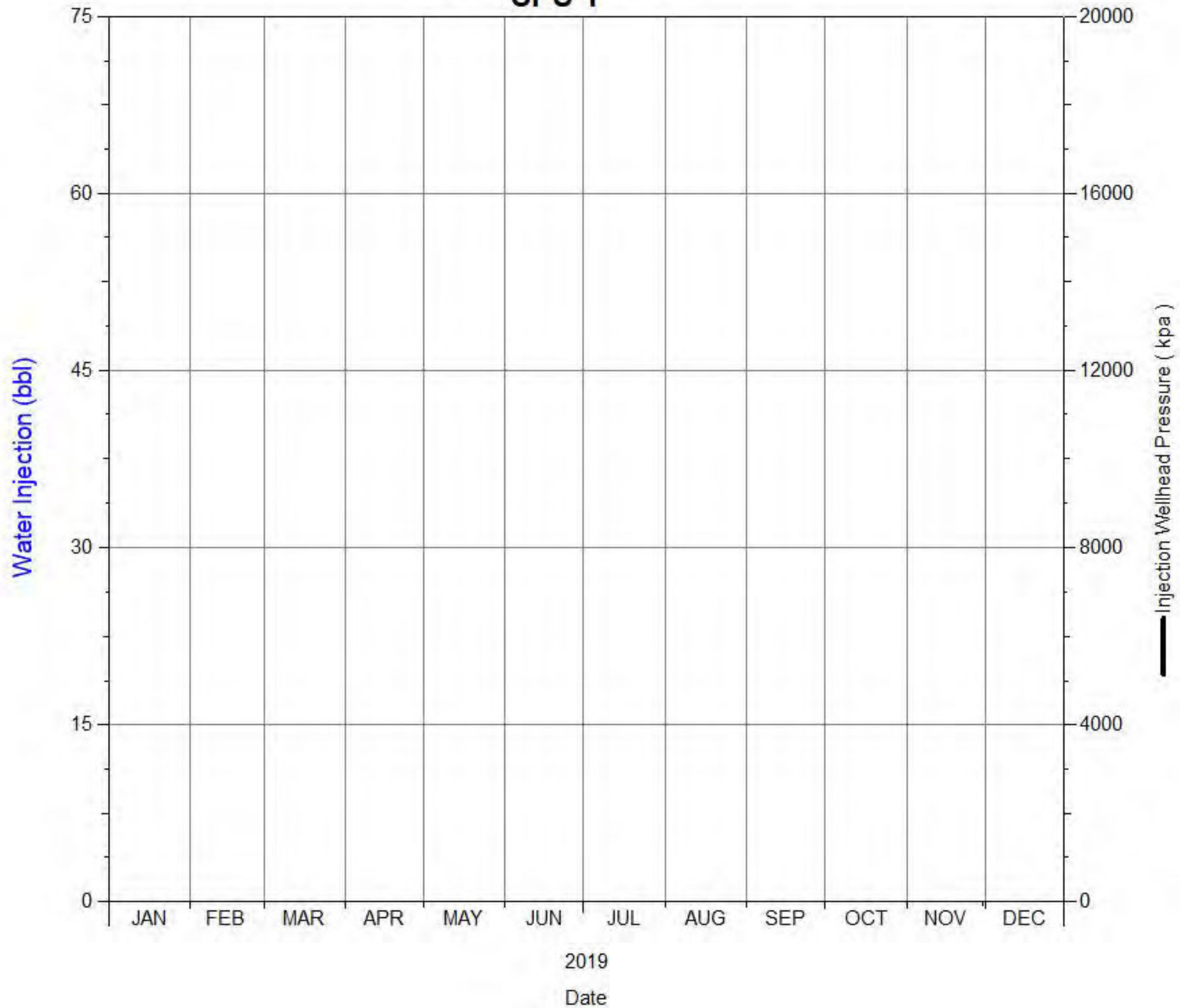


Daily Injection Rate and Pressure
00/12-08-002-29W1/0
SPU 1

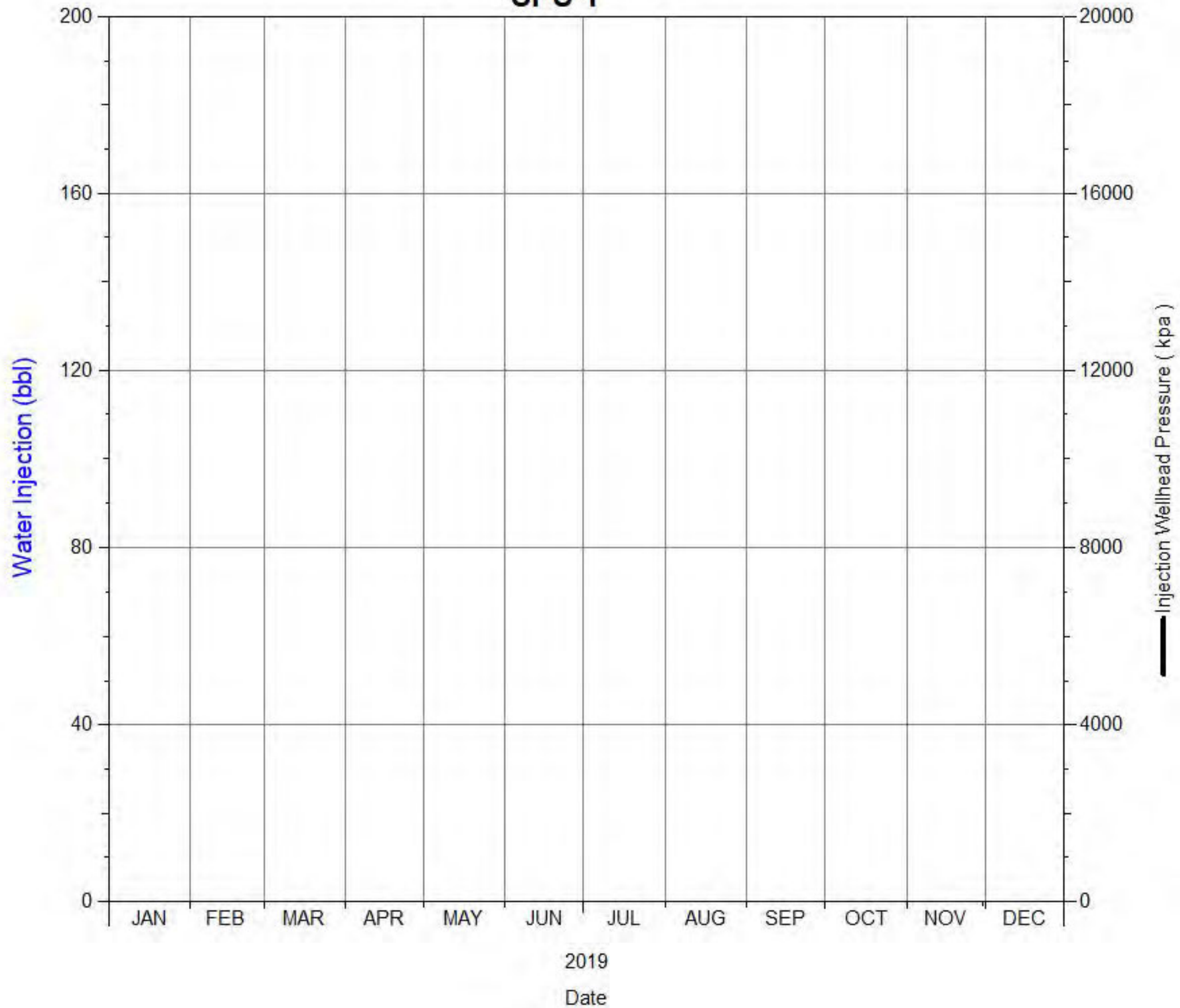


Daily Injection Rate and Pressure

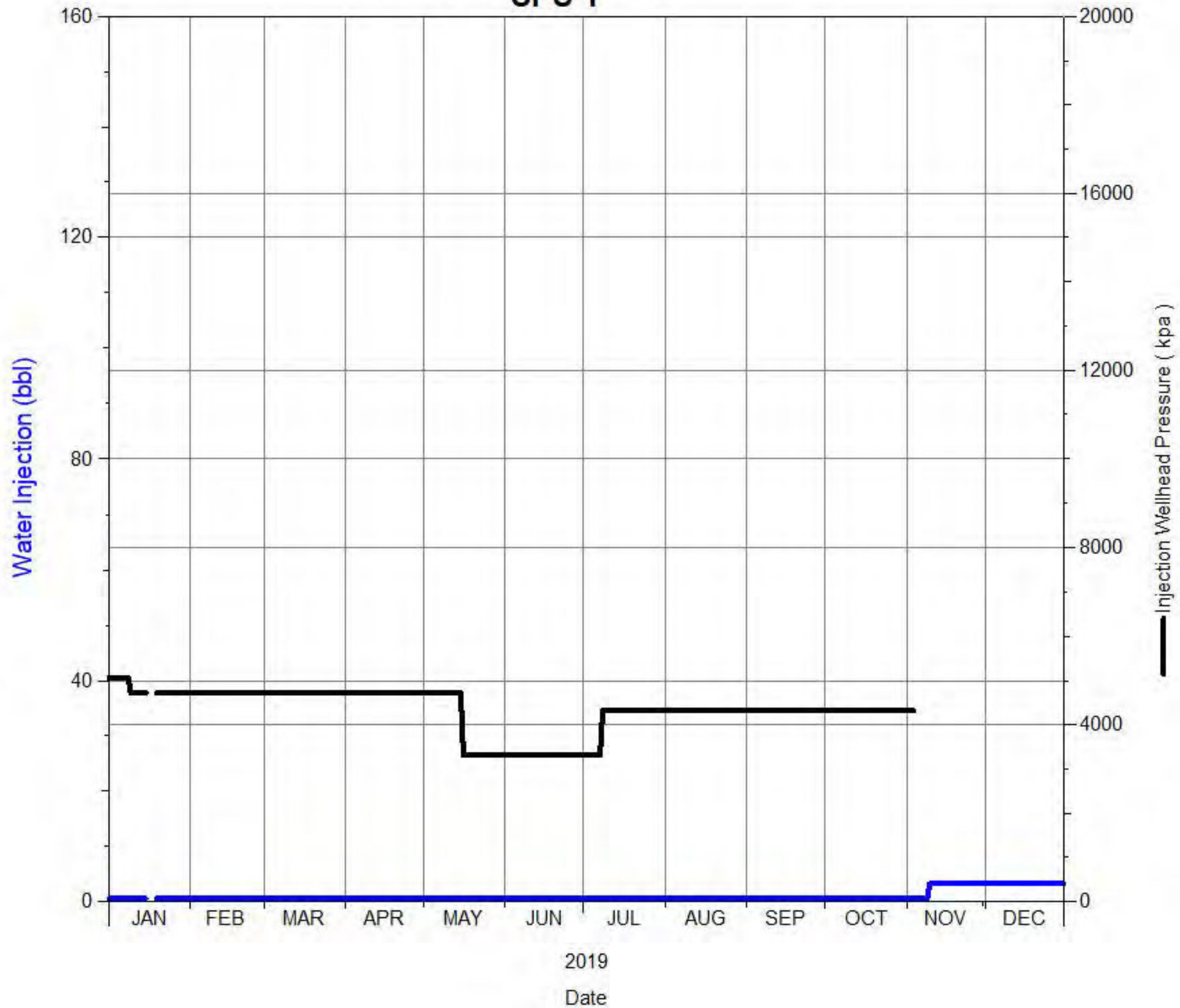
00/12-09-002-29W1/0
SPU 1



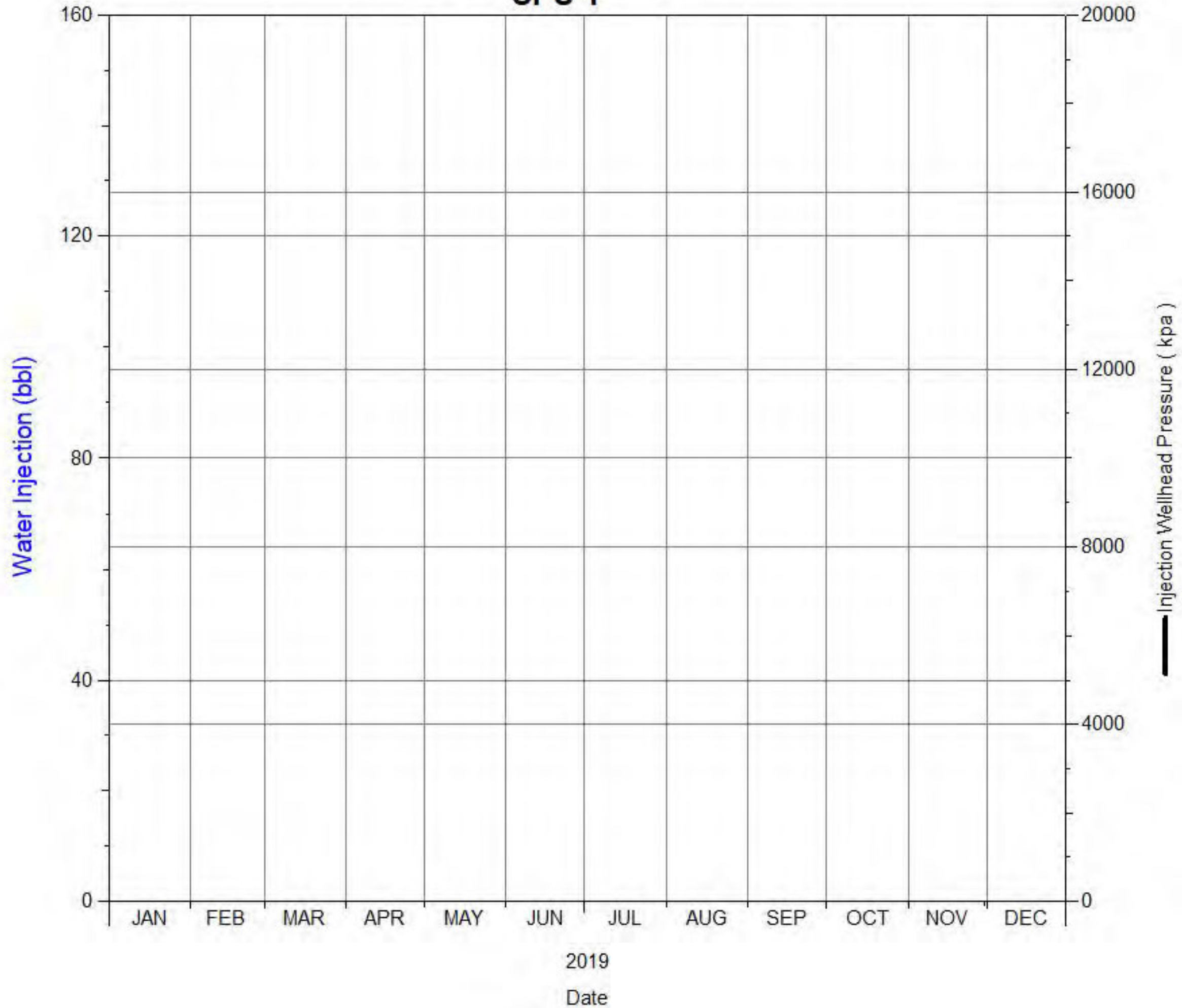
Daily Injection Rate and Pressure
00/12-16-002-29W1/0
SPU 1



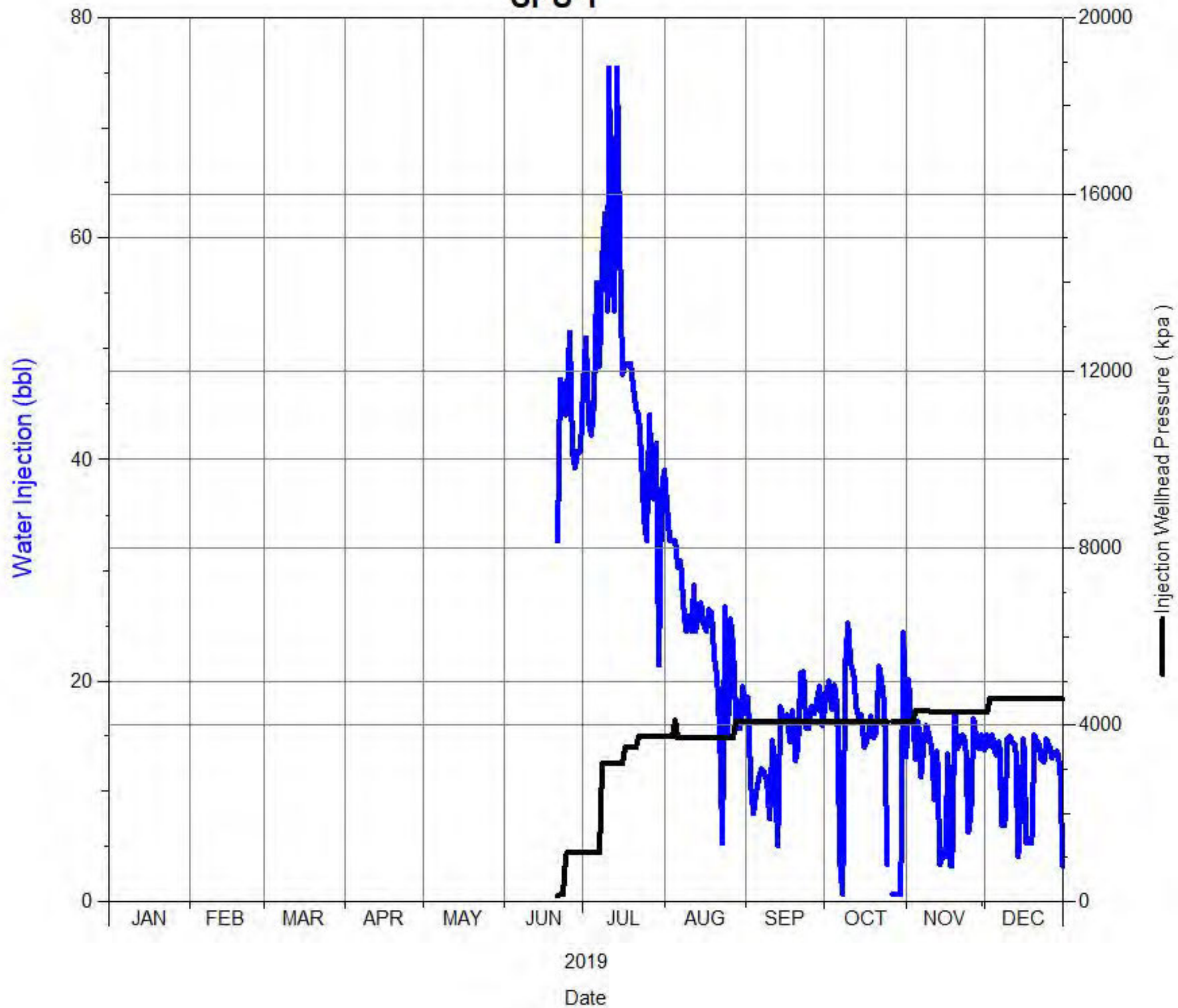
Daily Injection Rate and Pressure
00/12-17-002-29W1/0
SPU 1



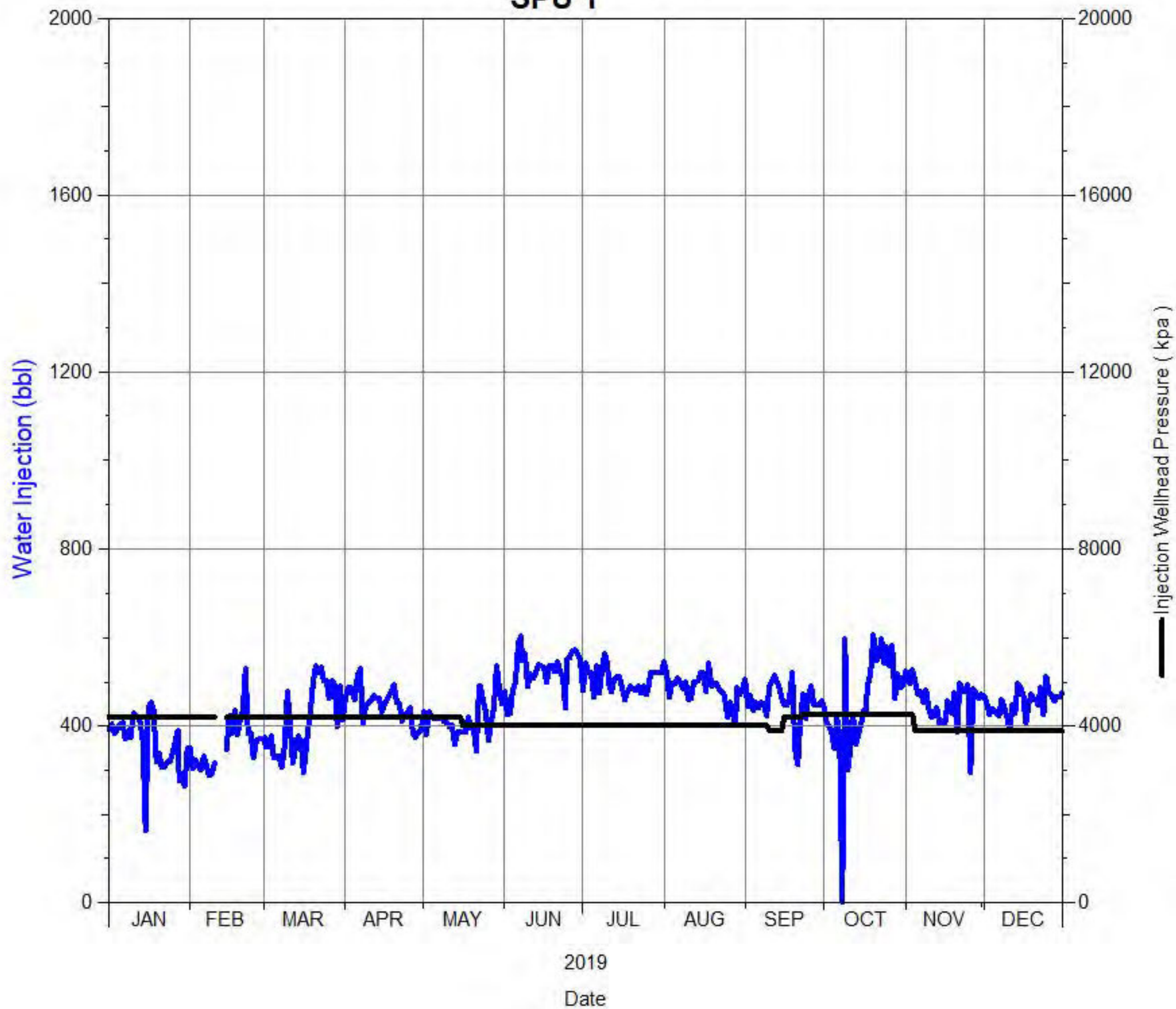
Daily Injection Rate and Pressure
00/13-04-002-29W1/0
SPU 1



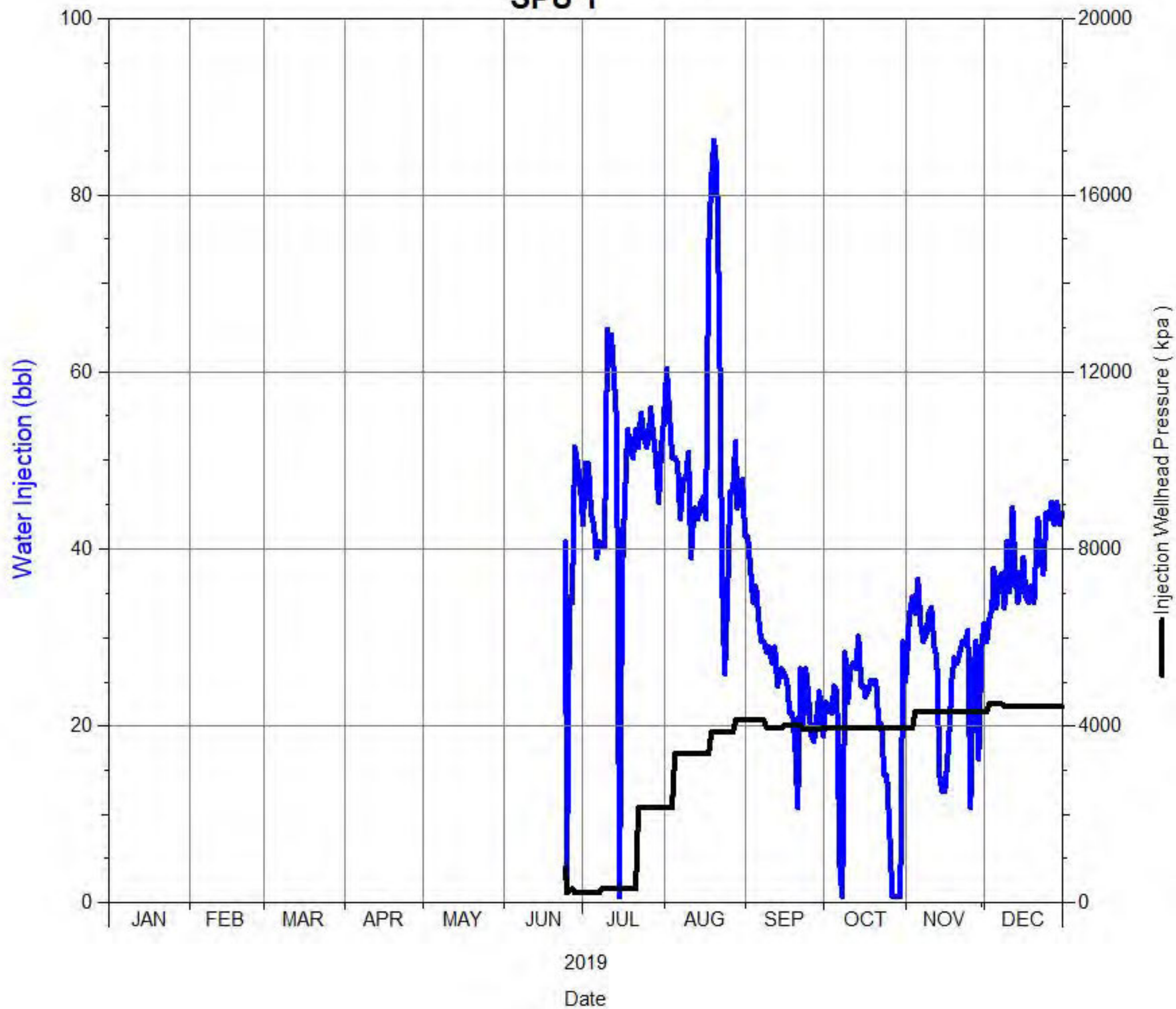
Daily Injection Rate and Pressure
00/13-08-002-29W1/0
SPU 1



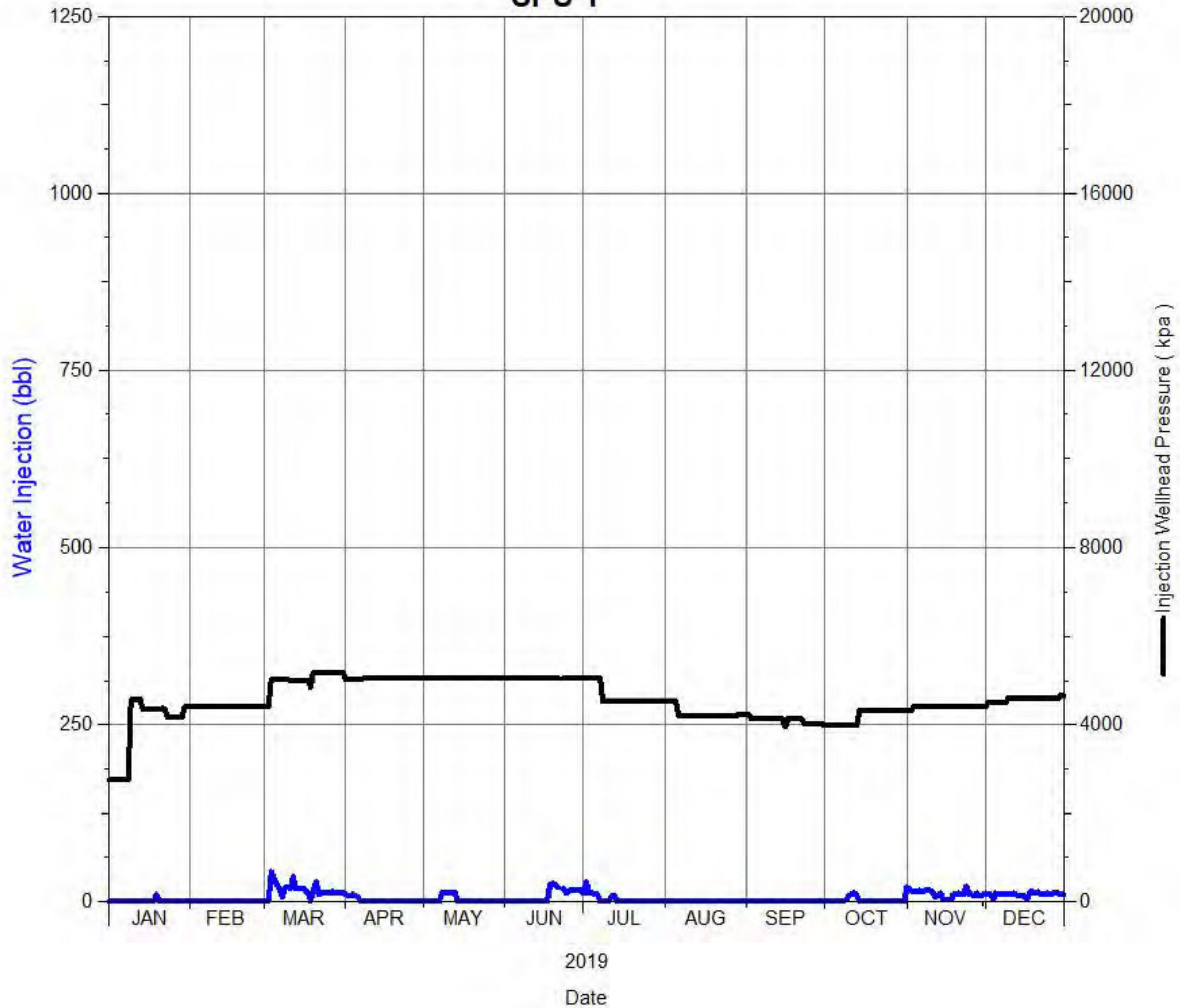
Daily Injection Rate and Pressure
00/13-09-002-29W1/0
SPU 1



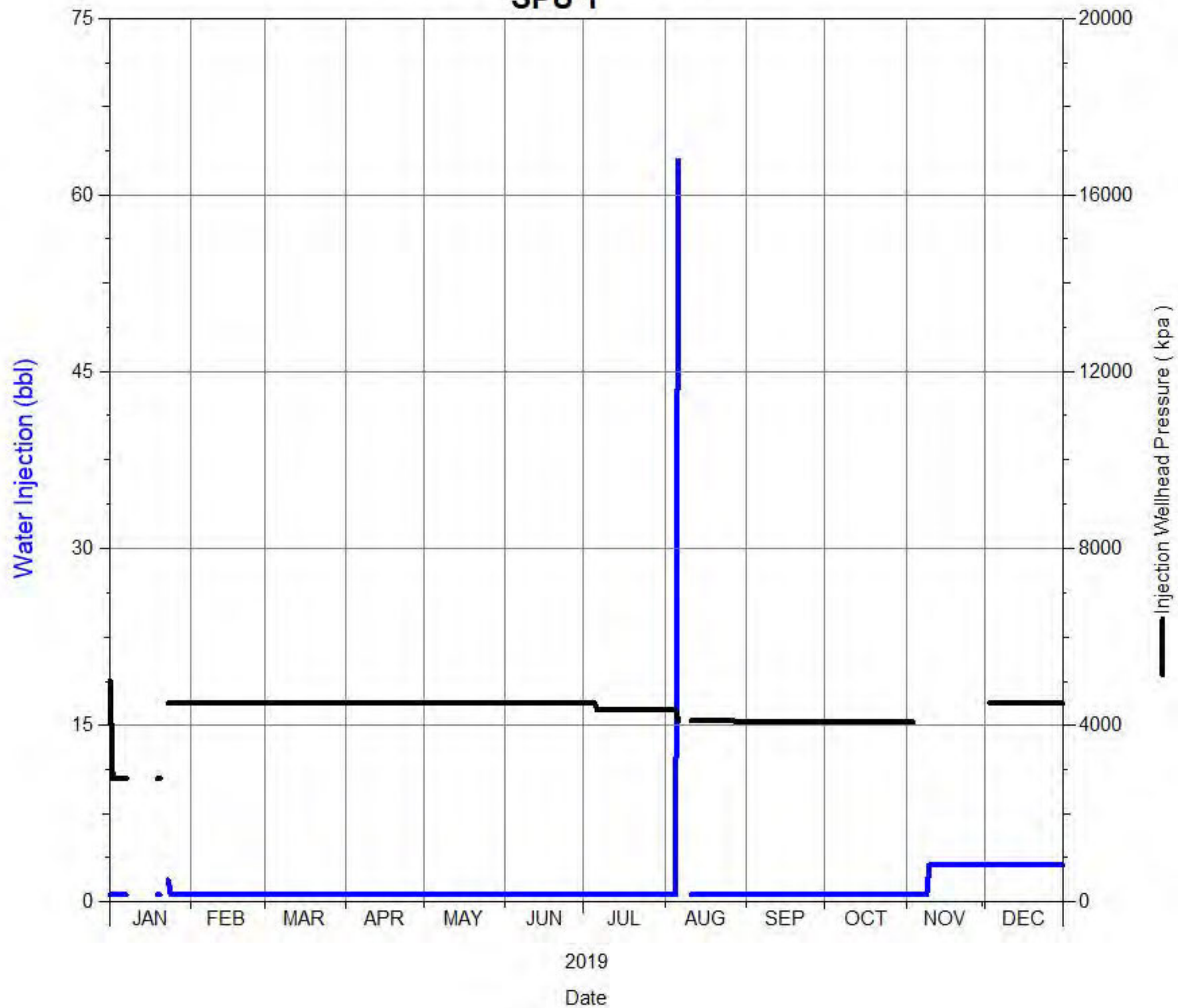
Daily Injection Rate and Pressure
00/13-16-002-29W1/0
SPU 1



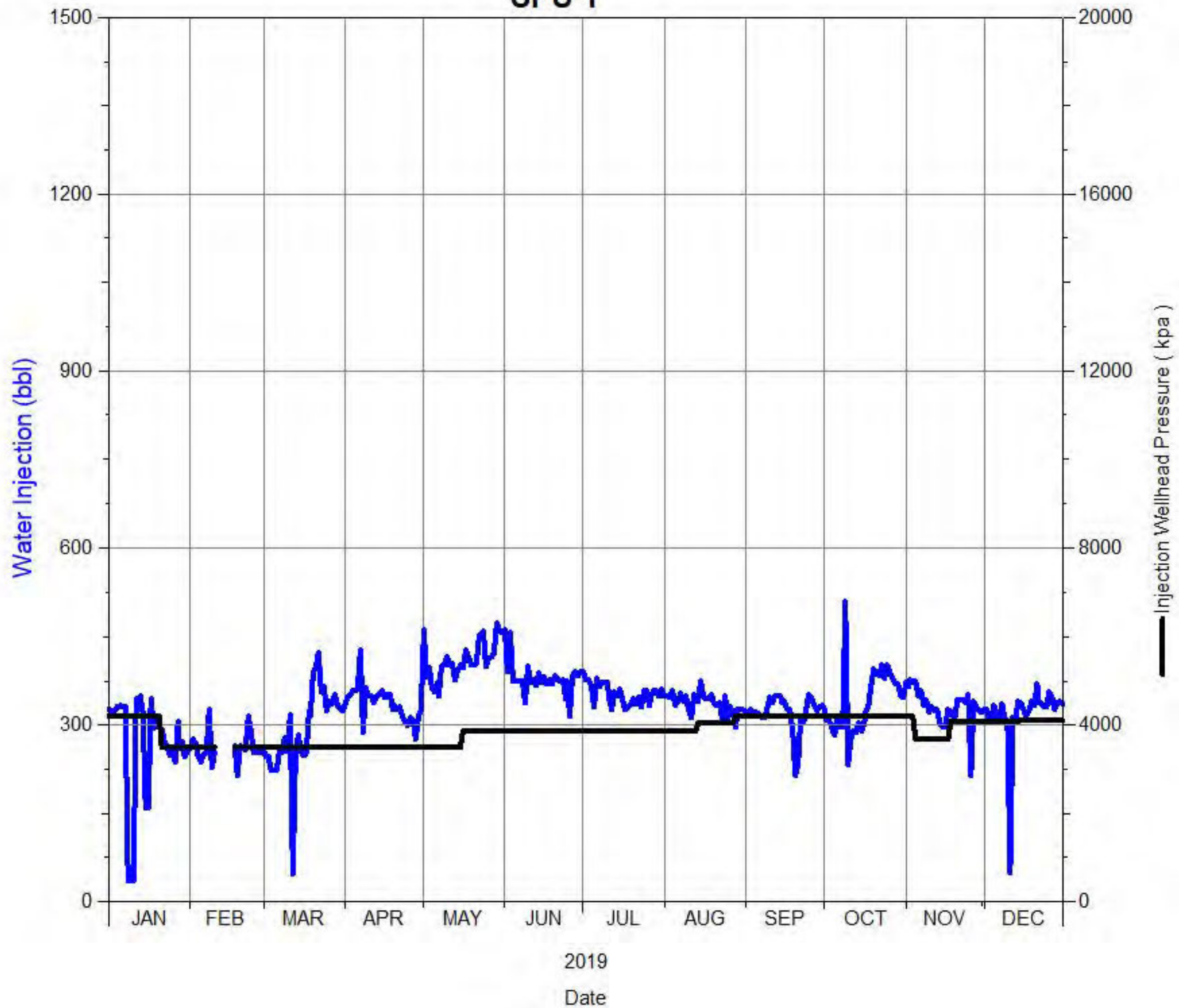
Daily Injection Rate and Pressure
00/14-04-002-29W1/0
SPU 1



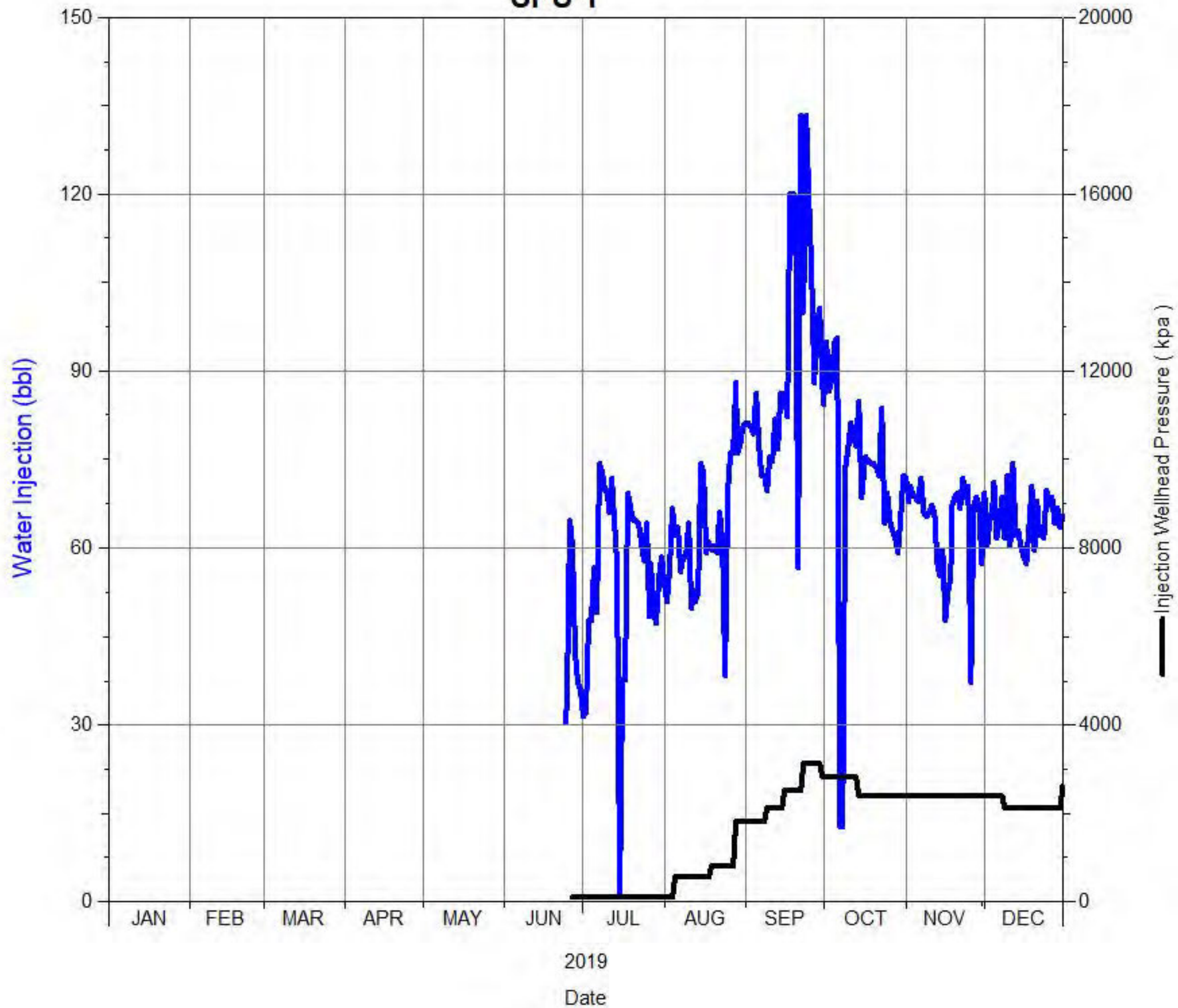
Daily Injection Rate and Pressure
00/14-08-002-29W1/0
SPU 1



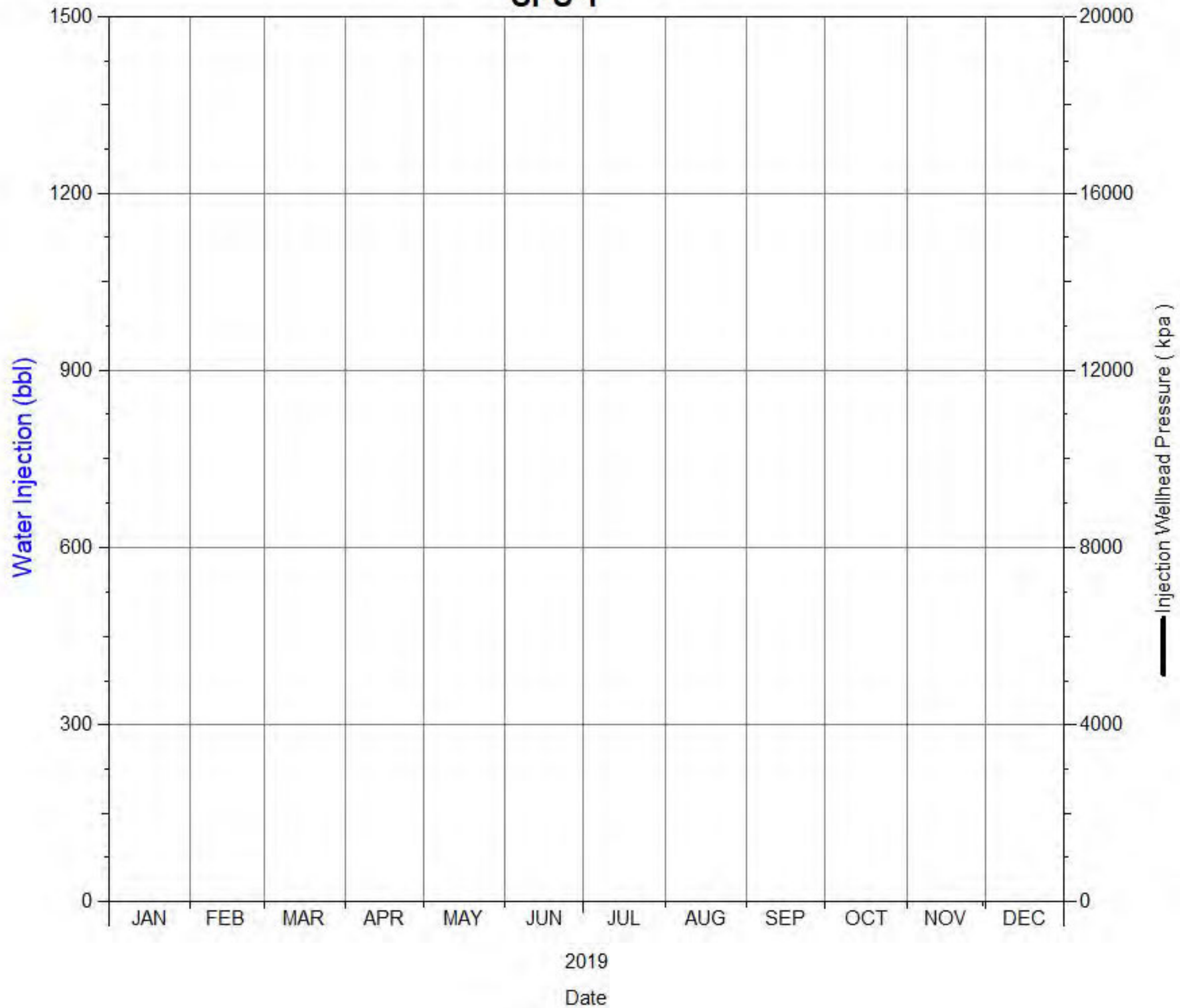
Daily Injection Rate and Pressure
00/14-09-002-29W1/0
SPU 1



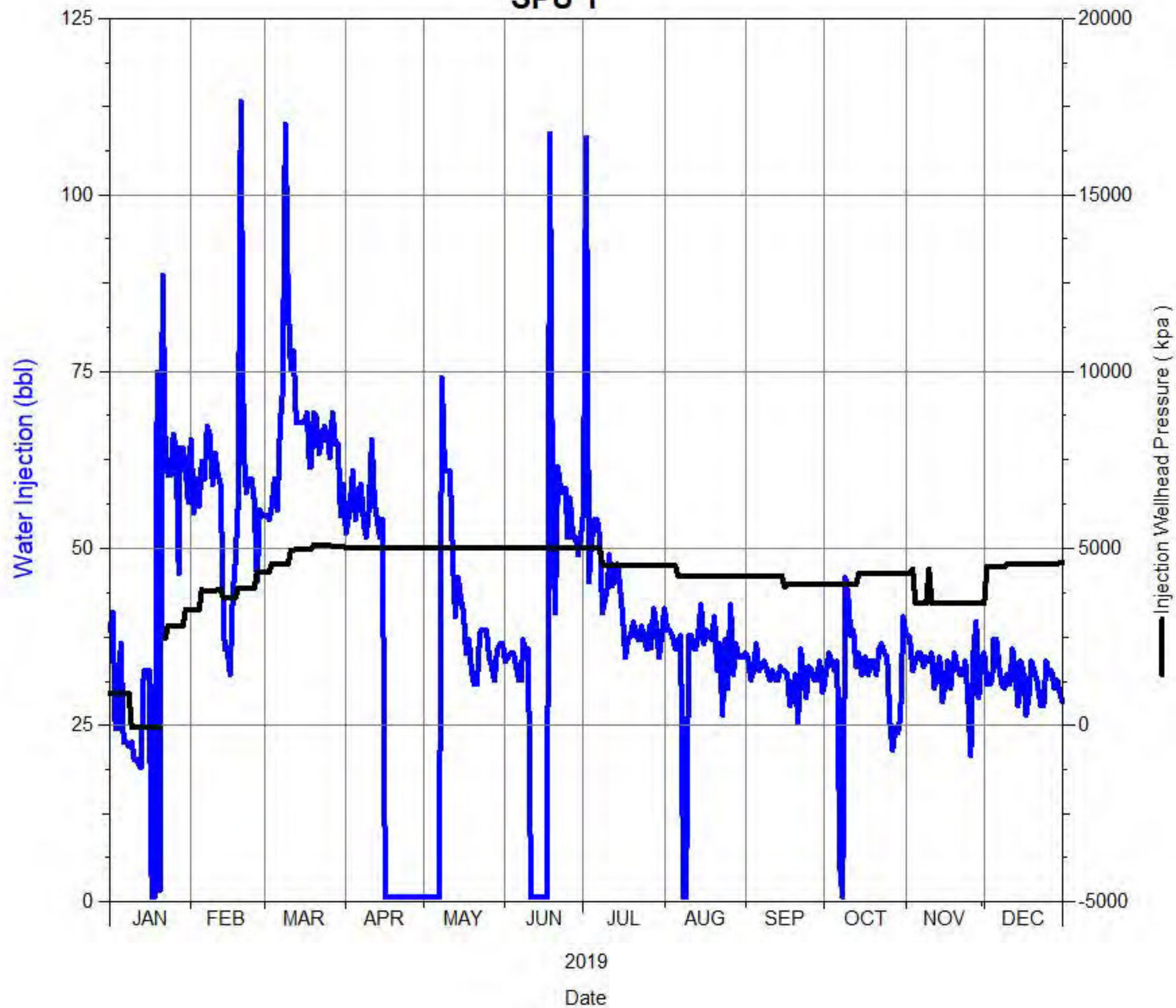
Daily Injection Rate and Pressure
00/14-16-002-29W1/0
SPU 1



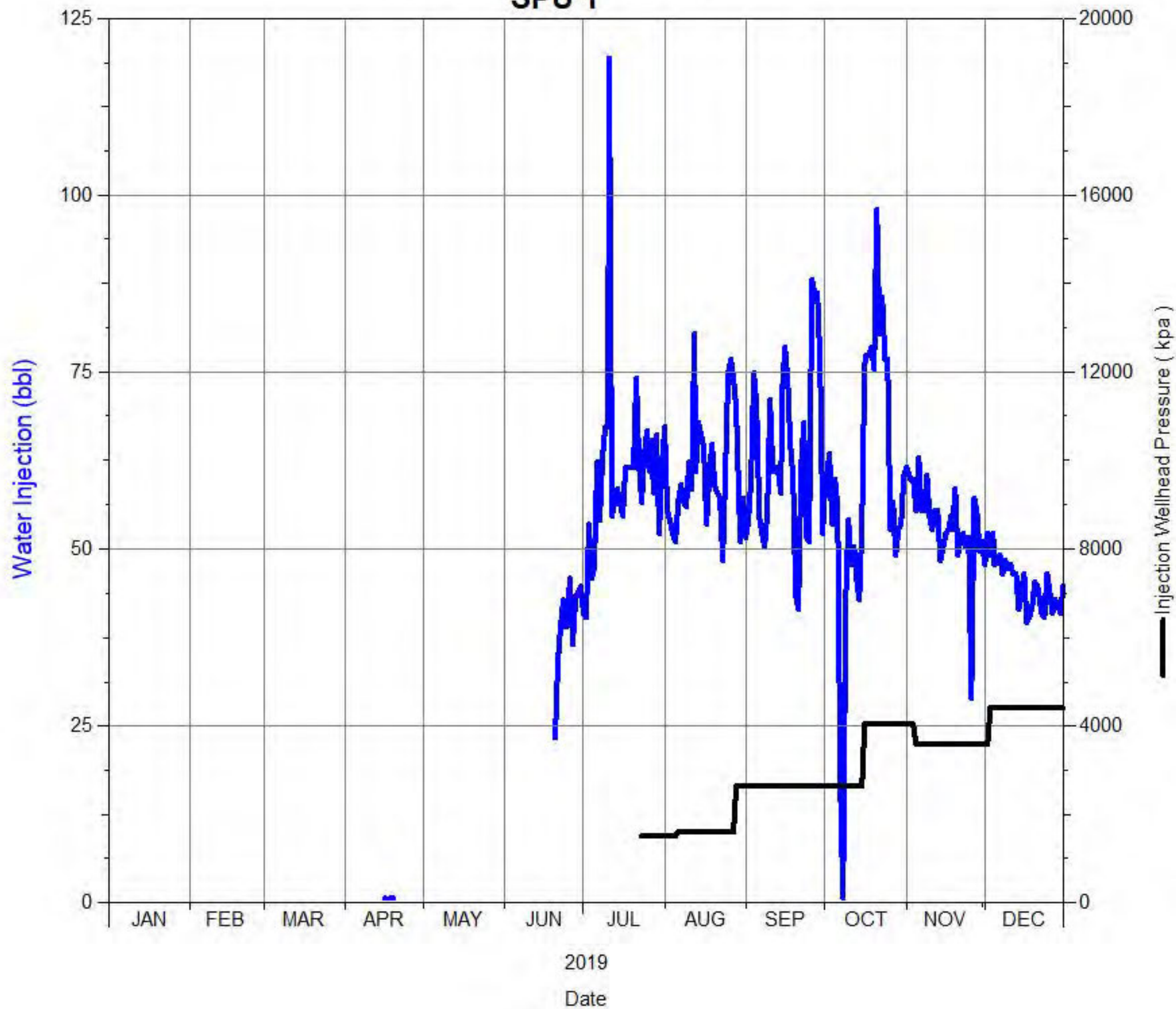
Daily Injection Rate and Pressure
00/14-17-002-29W1/0
SPU 1



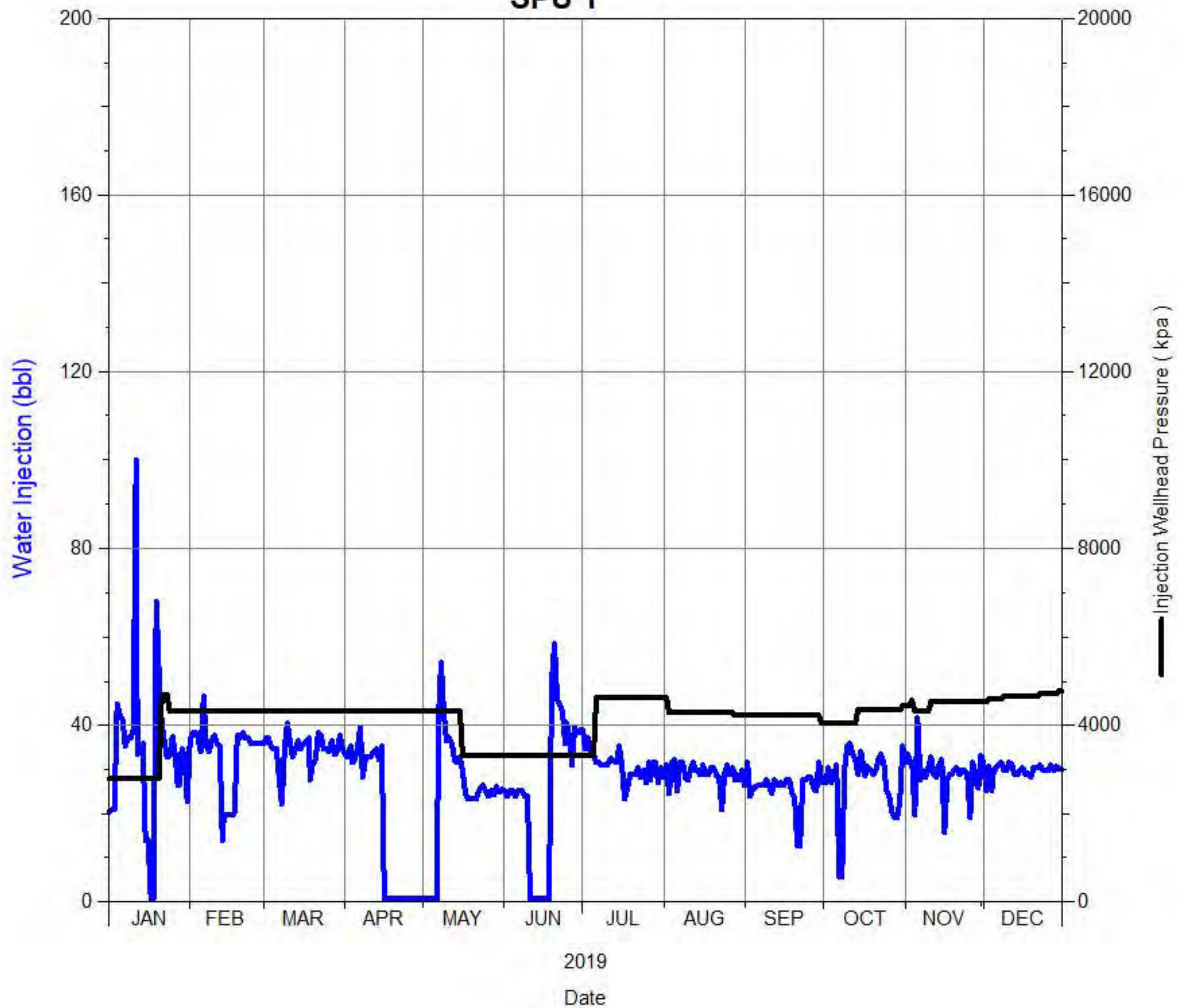
Daily Injection Rate and Pressure
00/15-04-002-29W1/0
SPU 1



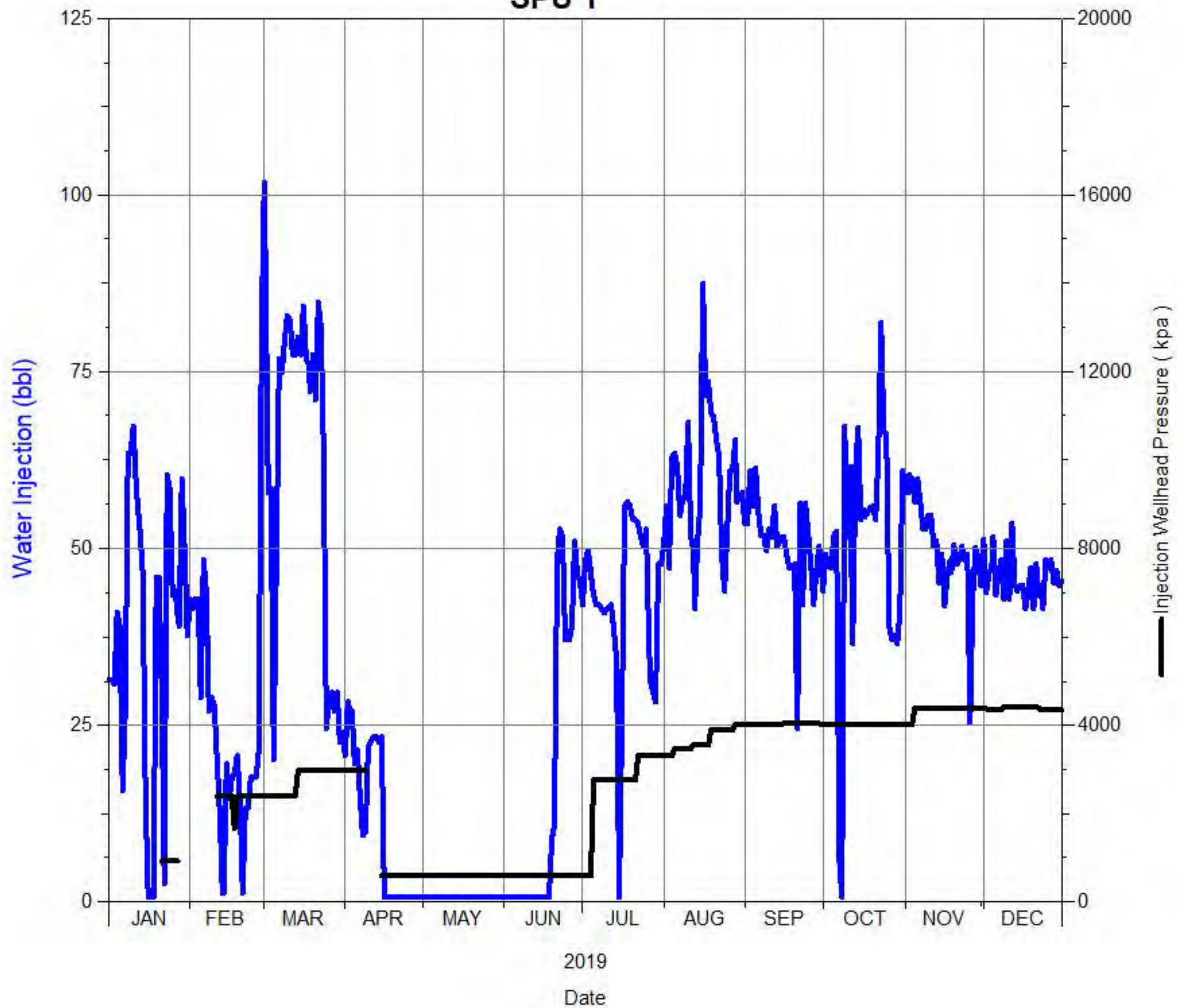
Daily Injection Rate and Pressure
00/15-08-002-29W1/0
SPU 1



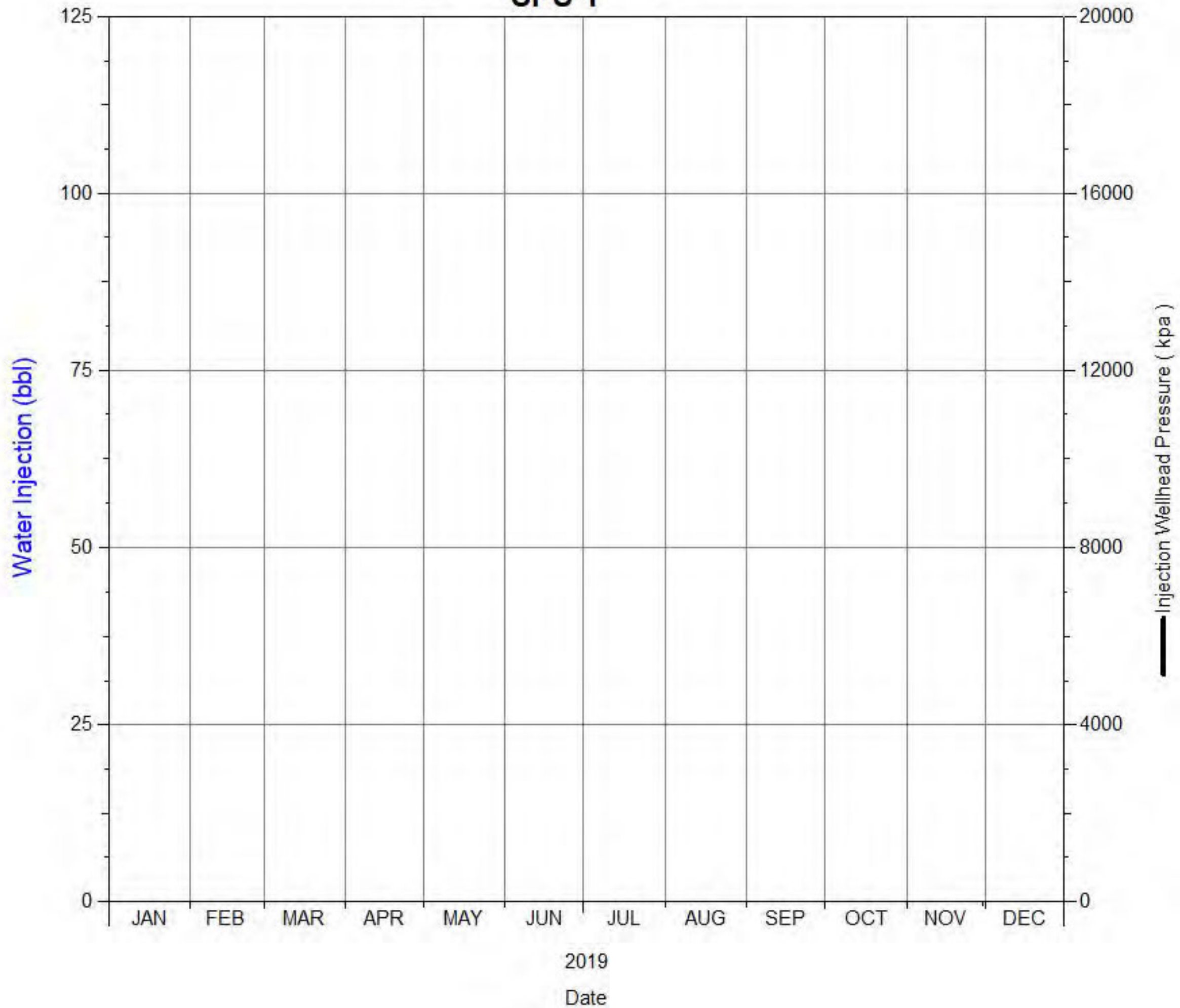
Daily Injection Rate and Pressure
00/15-09-002-29W1/0
SPU 1



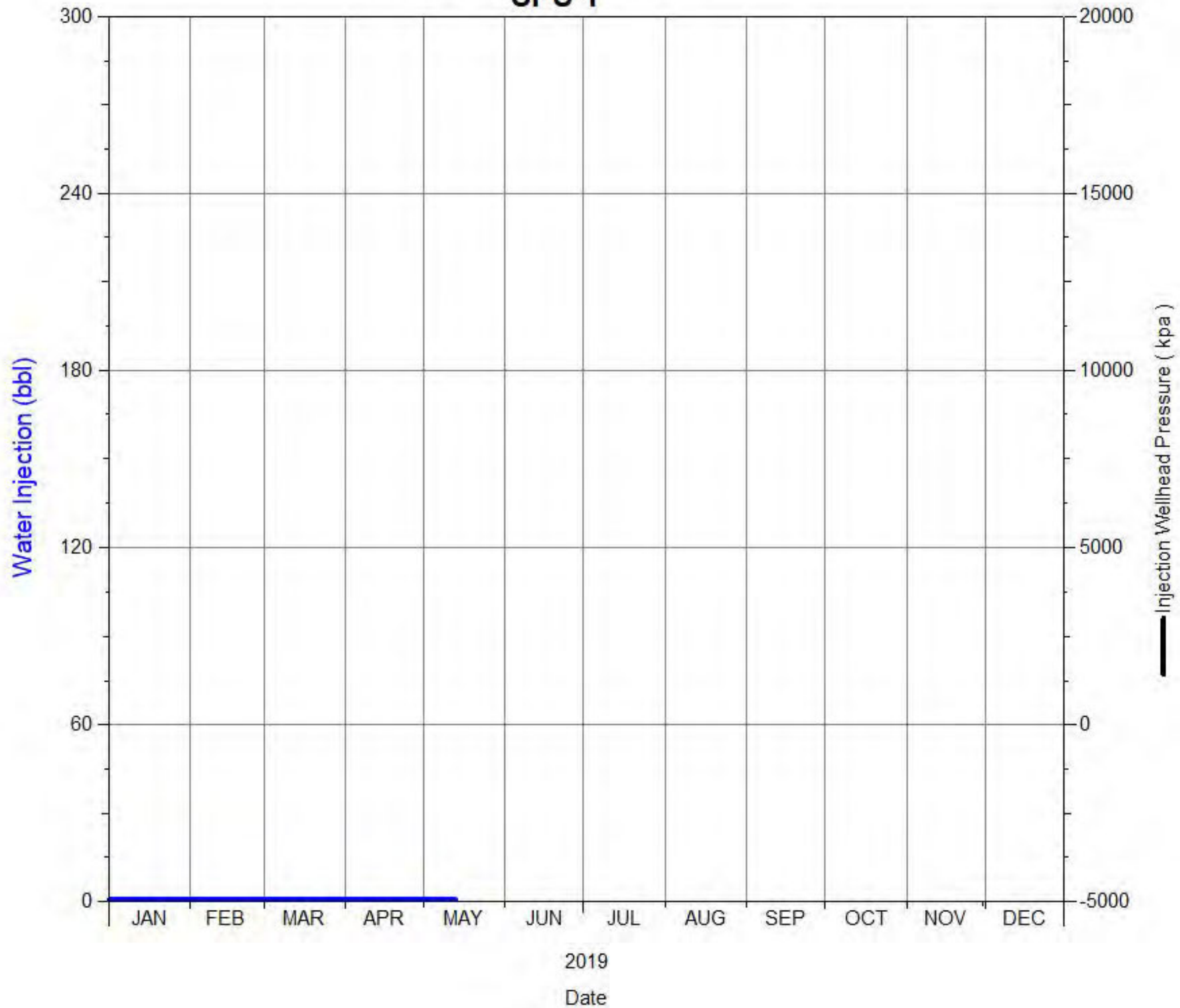
Daily Injection Rate and Pressure
00/15-16-002-29W1/0
SPU 1



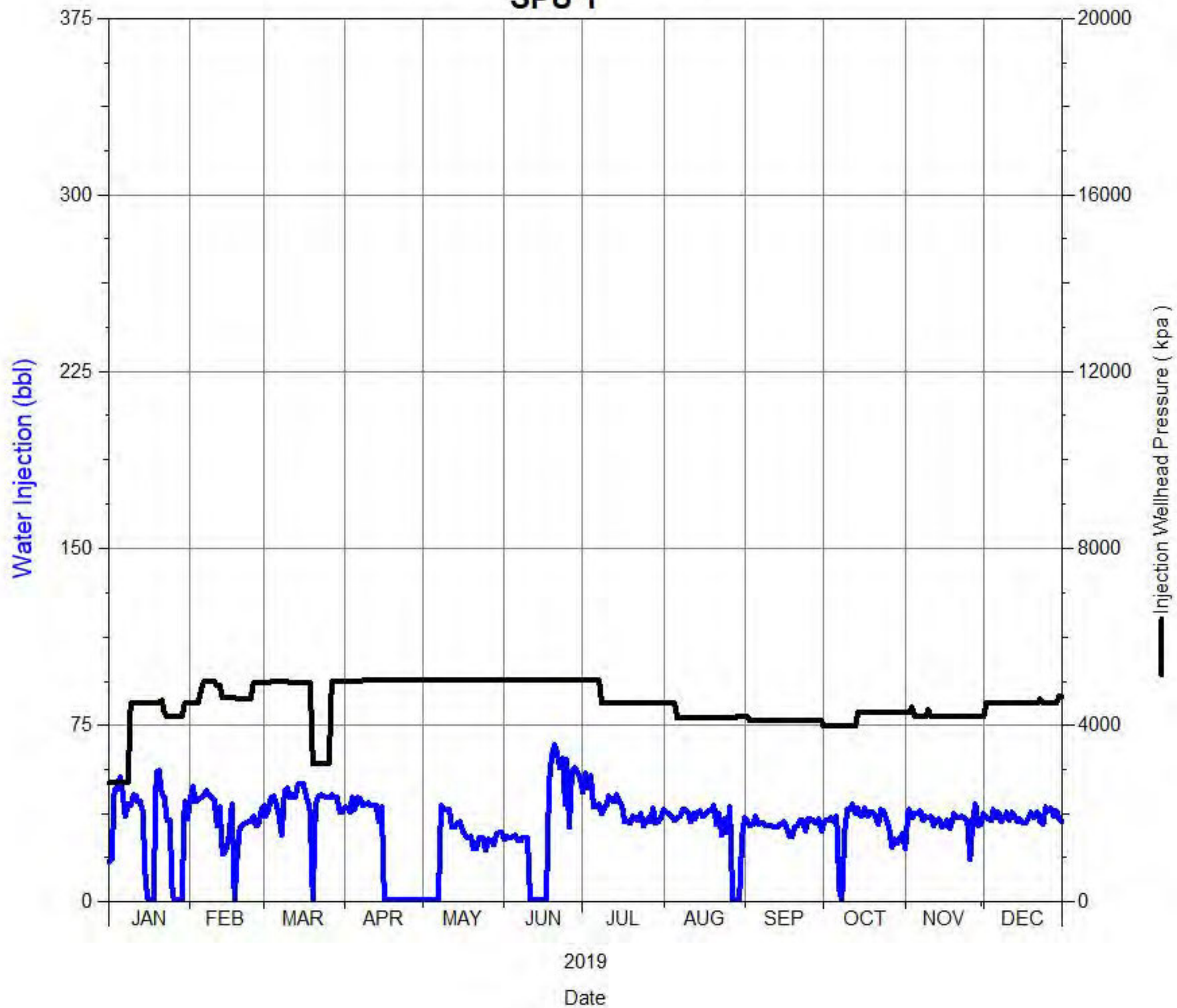
Daily Injection Rate and Pressure
00/15-17-002-29W1/0
SPU 1



Daily Injection Rate and Pressure
00/16-04-002-29W1/0
SPU 1

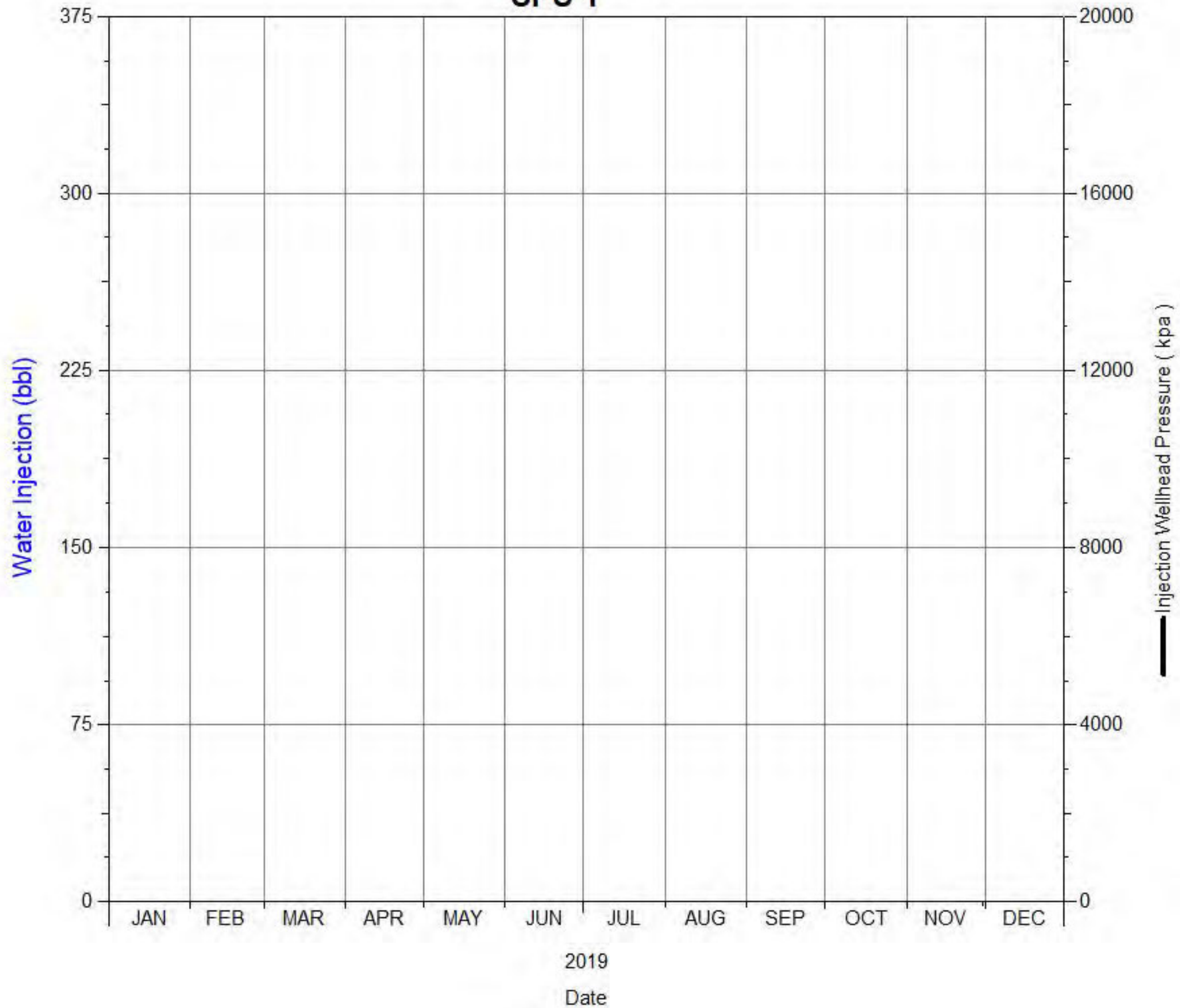


Daily Injection Rate and Pressure
00/16-05-002-29W1/0
SPU 1

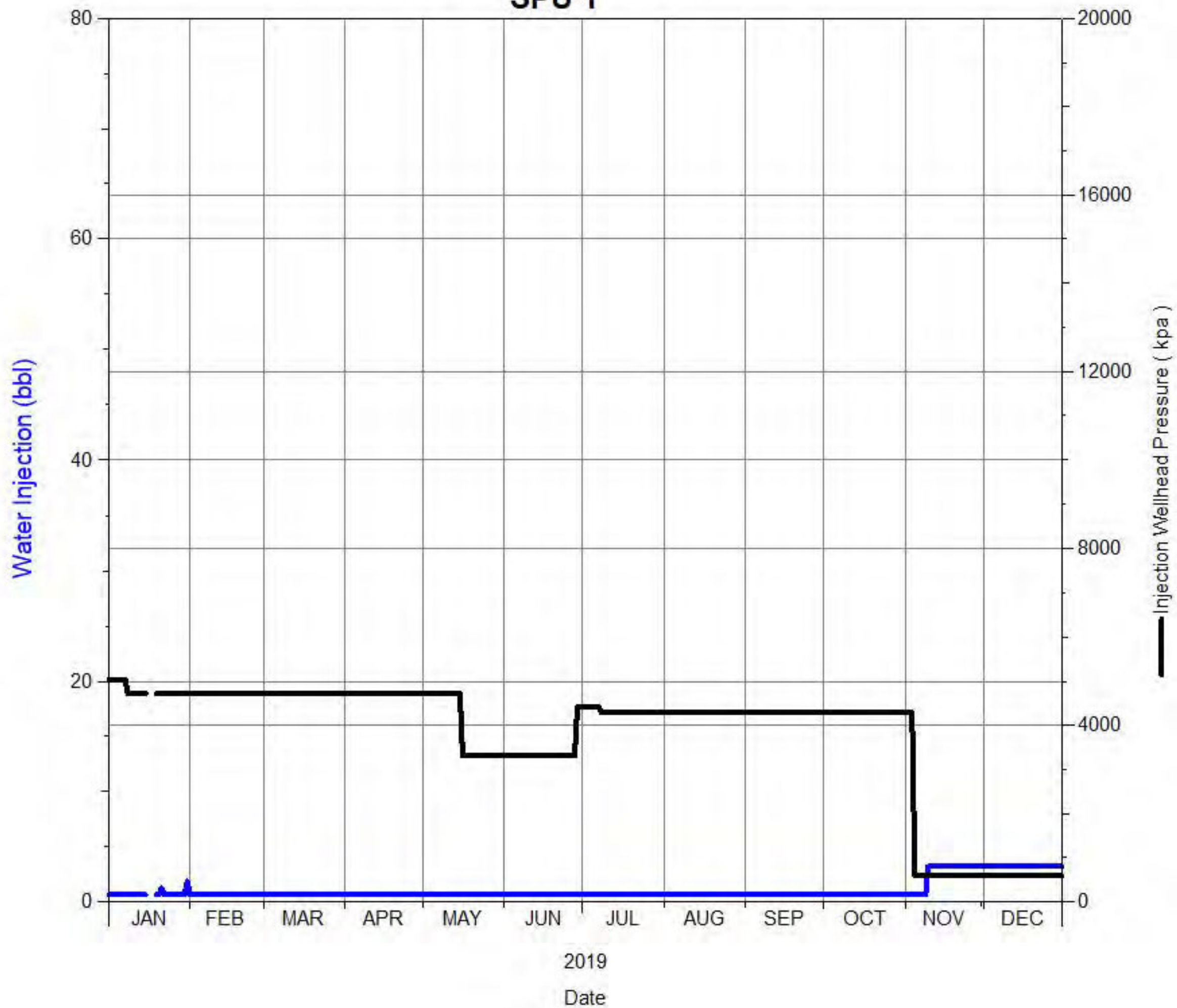


Daily Injection Rate and Pressure

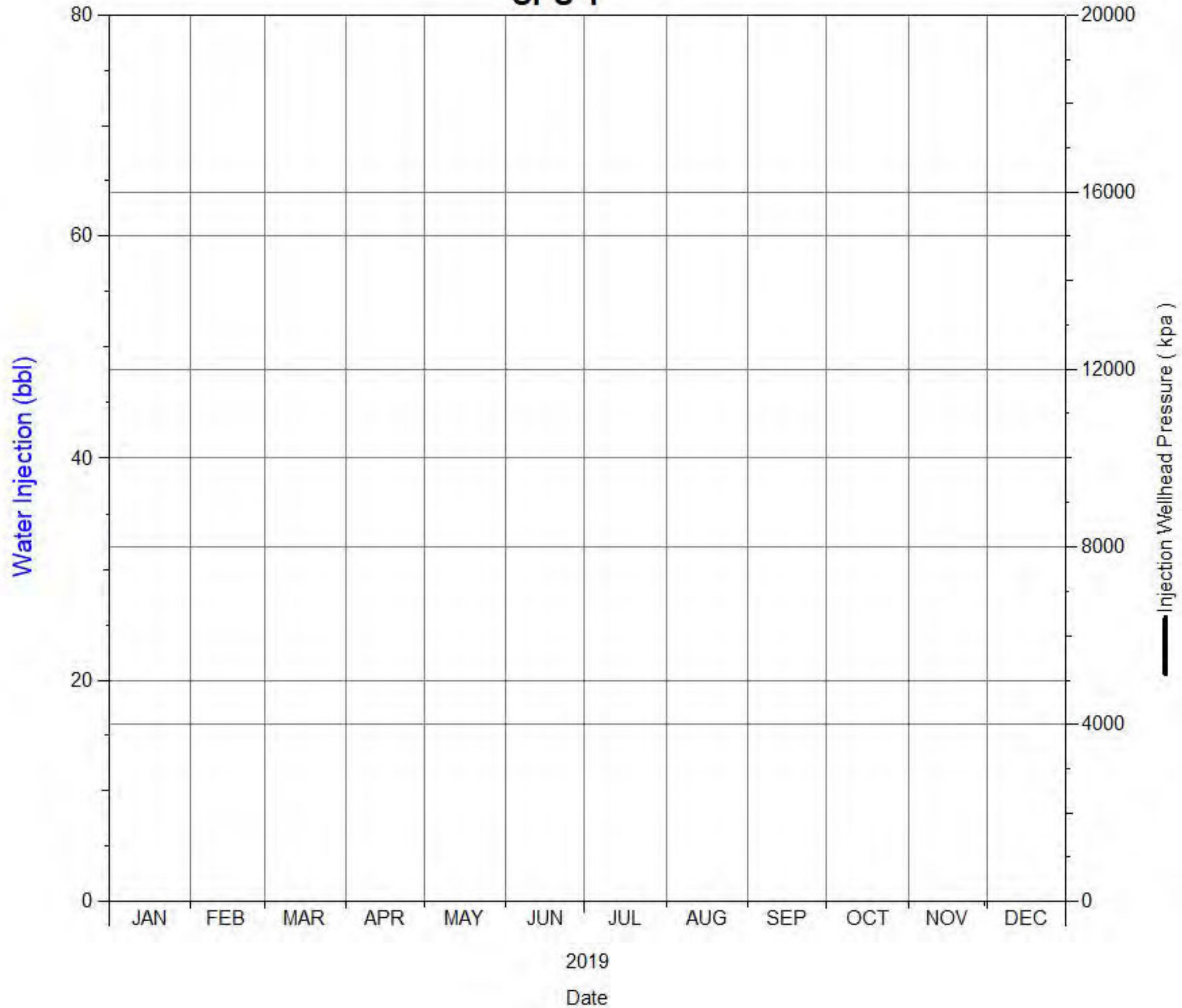
00/16-08-002-29W1/0
SPU 1



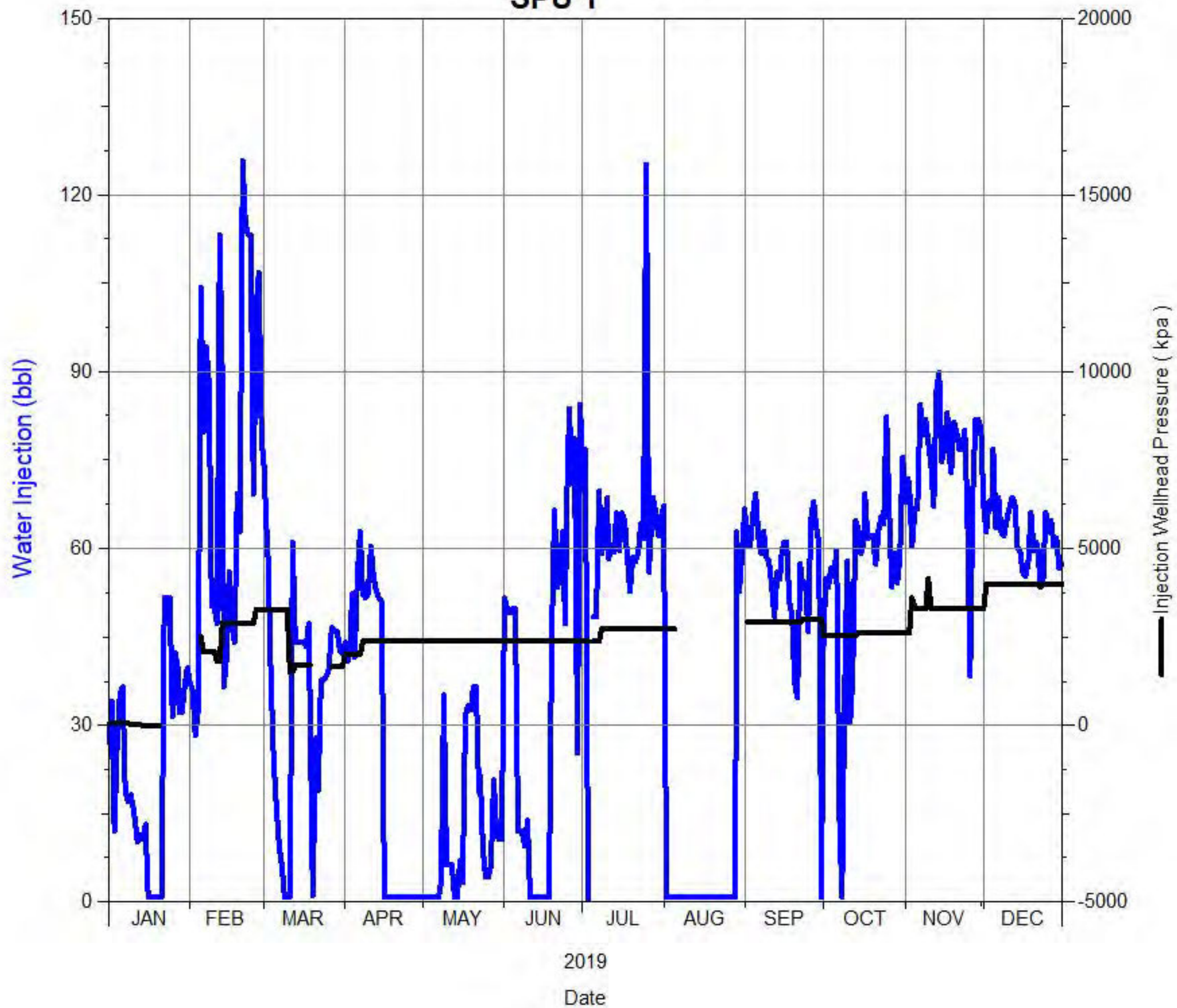
Daily Injection Rate and Pressure
00/16-18-002-29W1/0
SPU 1



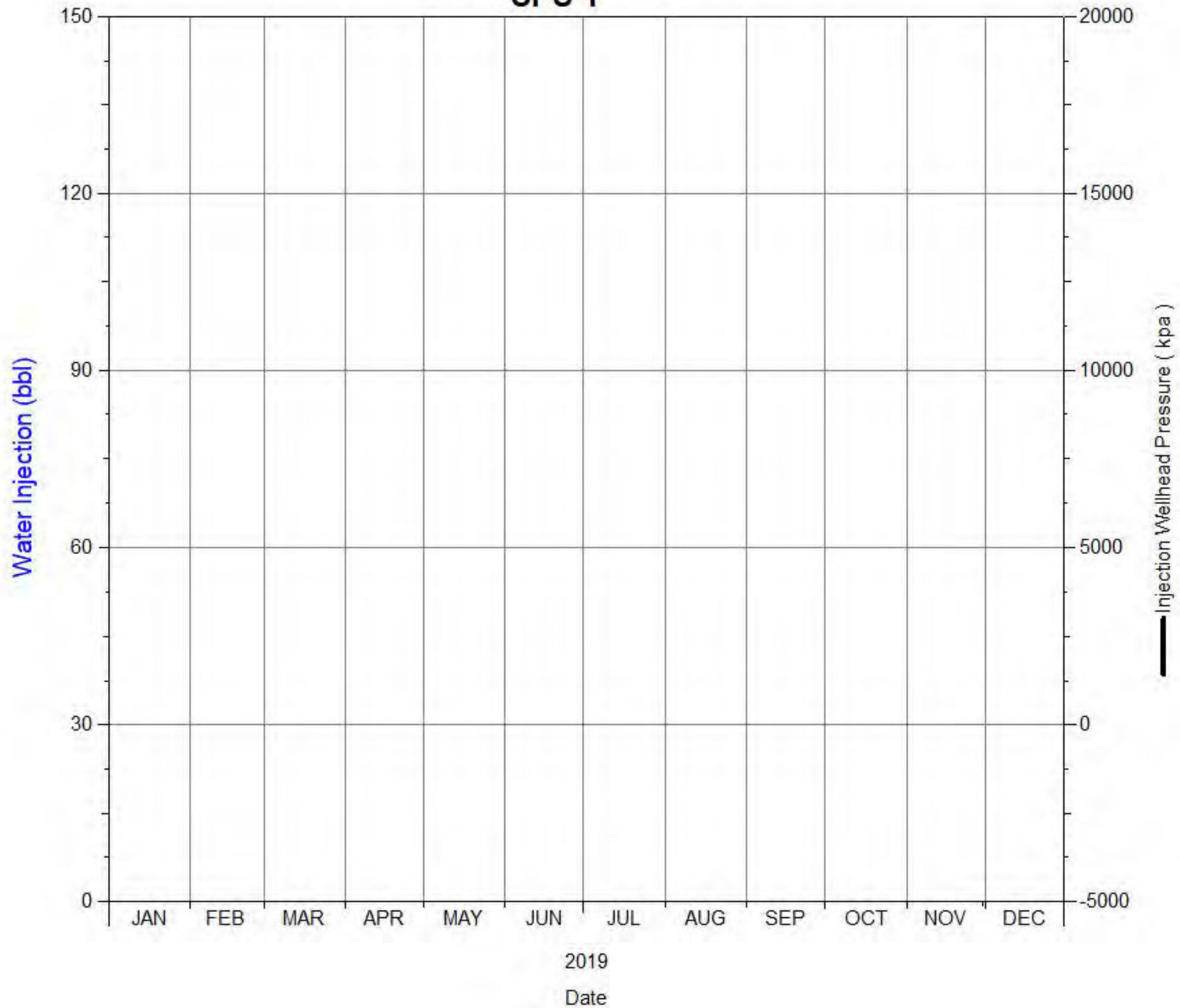
Daily Injection Rate and Pressure
02/01-08-002-29W1/0
SPU 1



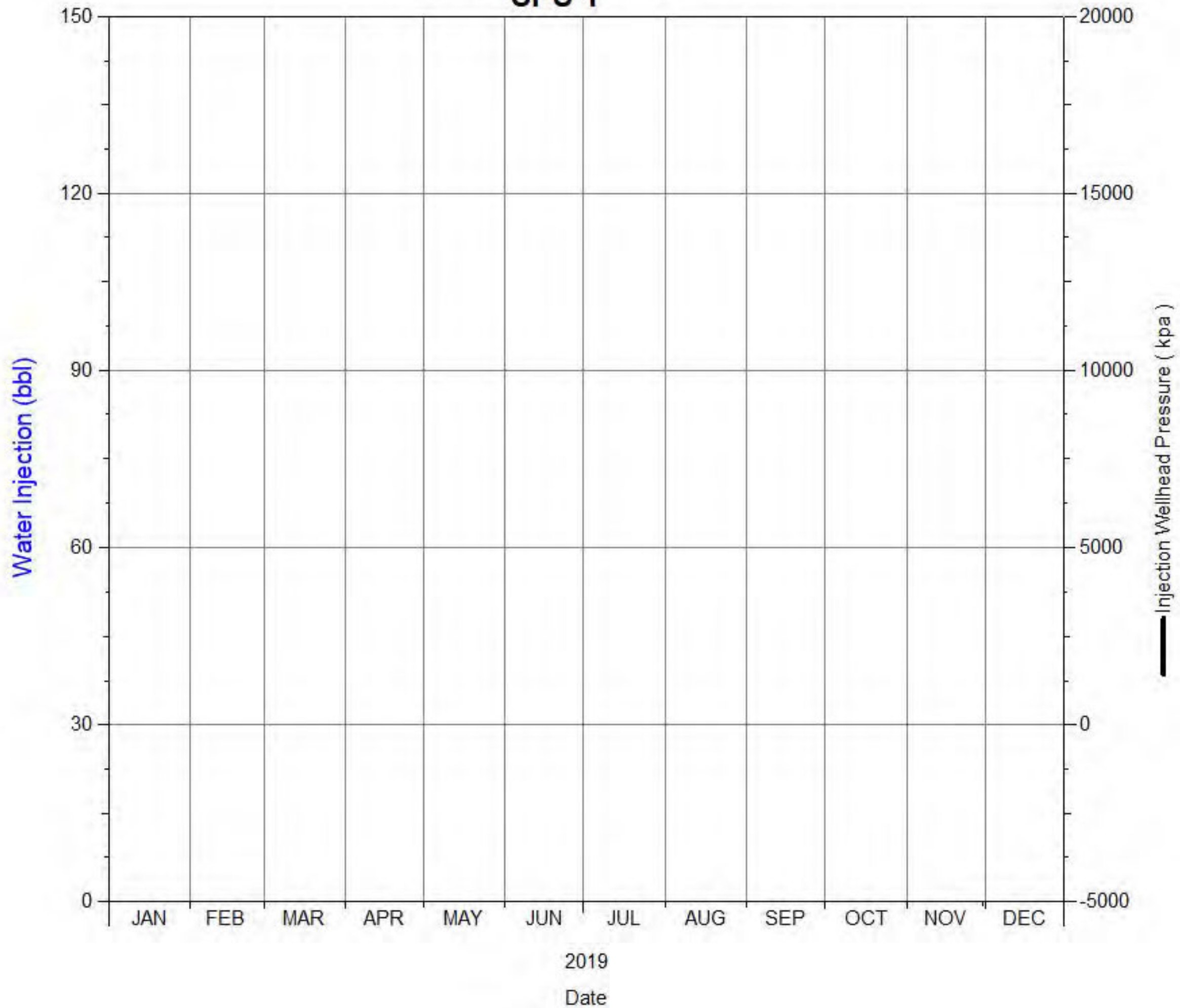
Daily Injection Rate and Pressure
02/01-09-002-29W1/0
SPU 1



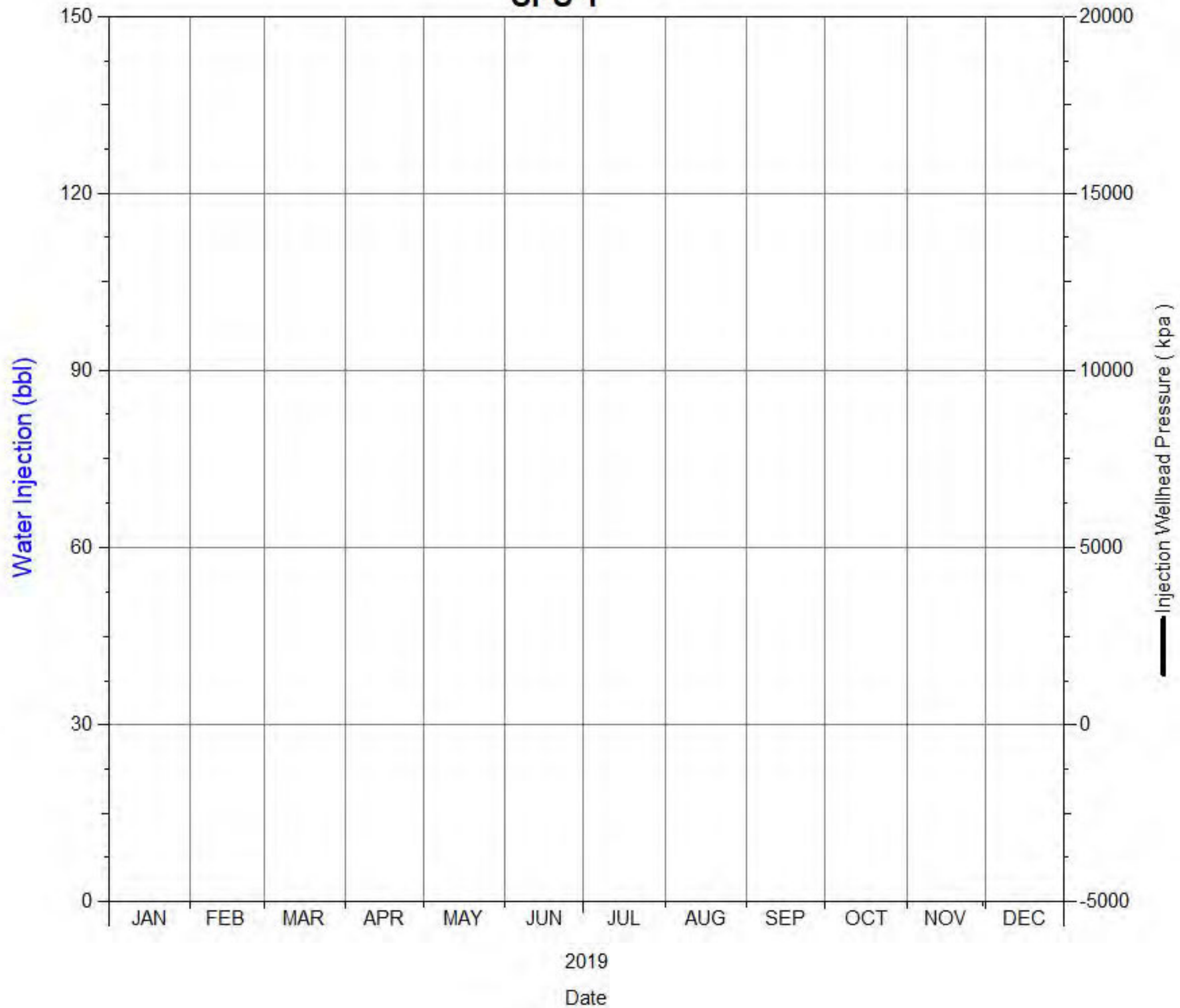
Daily Injection Rate and Pressure
02/01-16-002-29W1/0
SPU 1



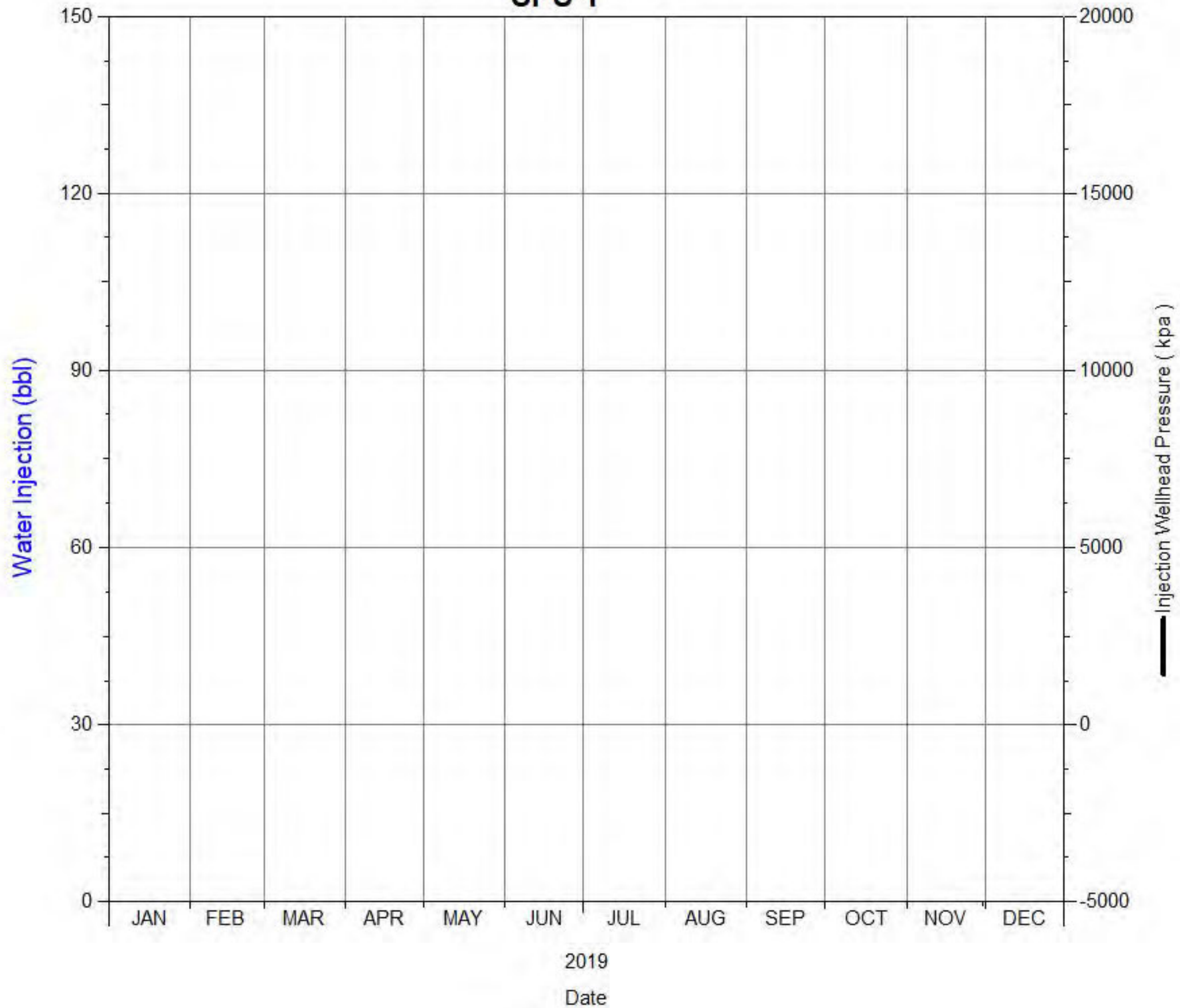
Daily Injection Rate and Pressure
02/01-18-002-29W1/0
SPU 1



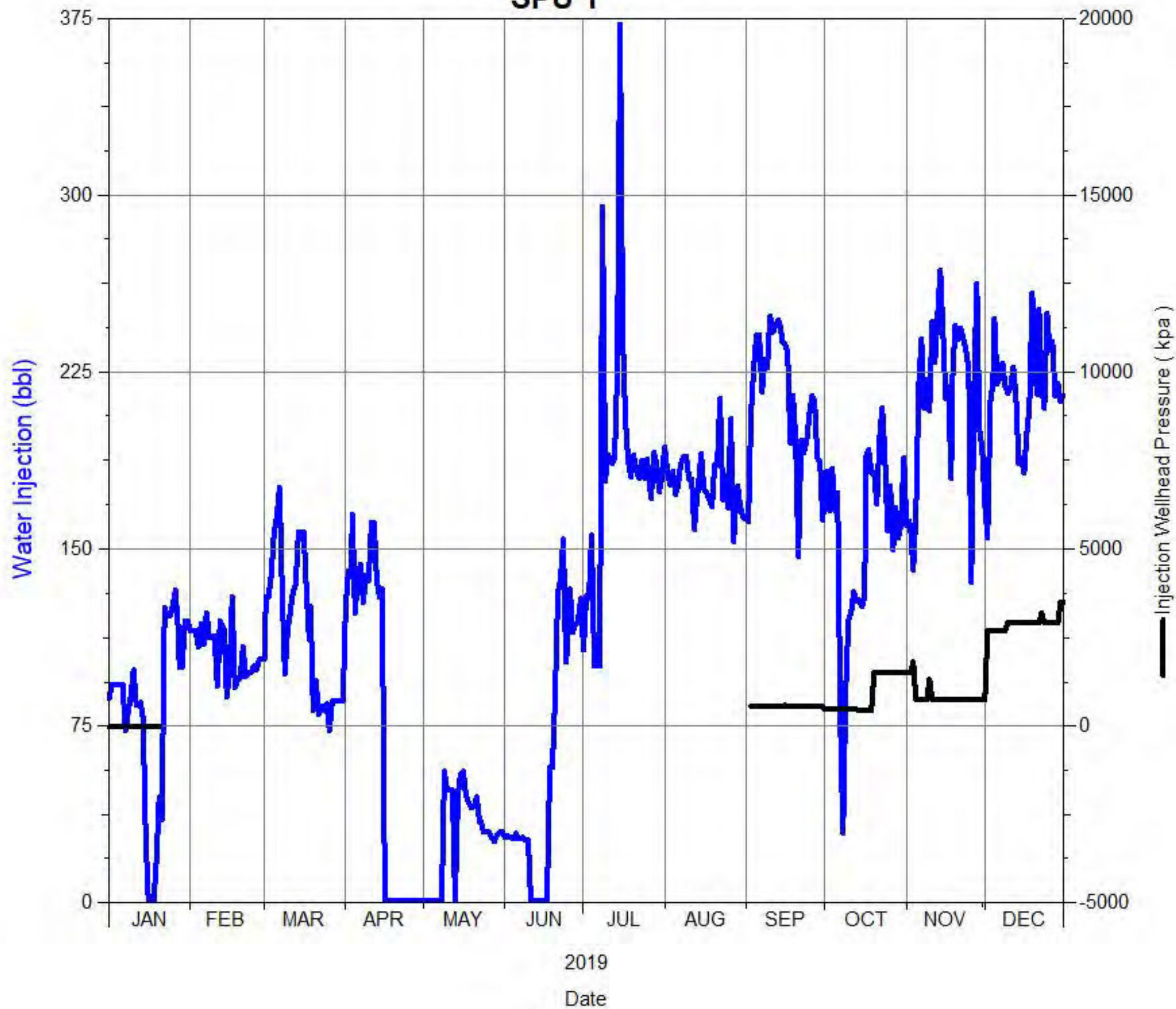
Daily Injection Rate and Pressure
02/02-08-002-29W1/0
SPU 1



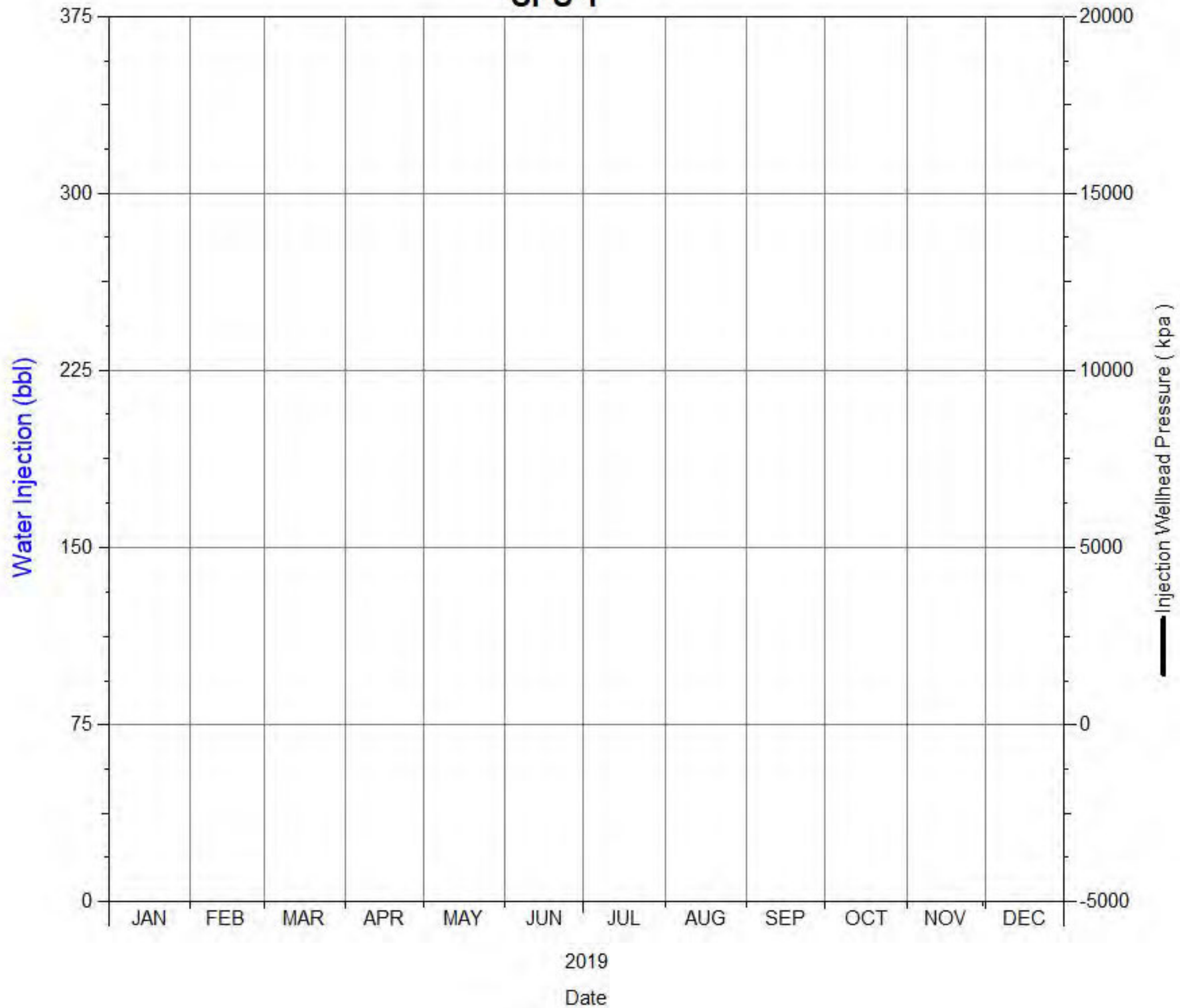
Daily Injection Rate and Pressure
02/02-17-002-29W1/0
SPU 1



Daily Injection Rate and Pressure
02/03-08-002-29W1/0
SPU 1



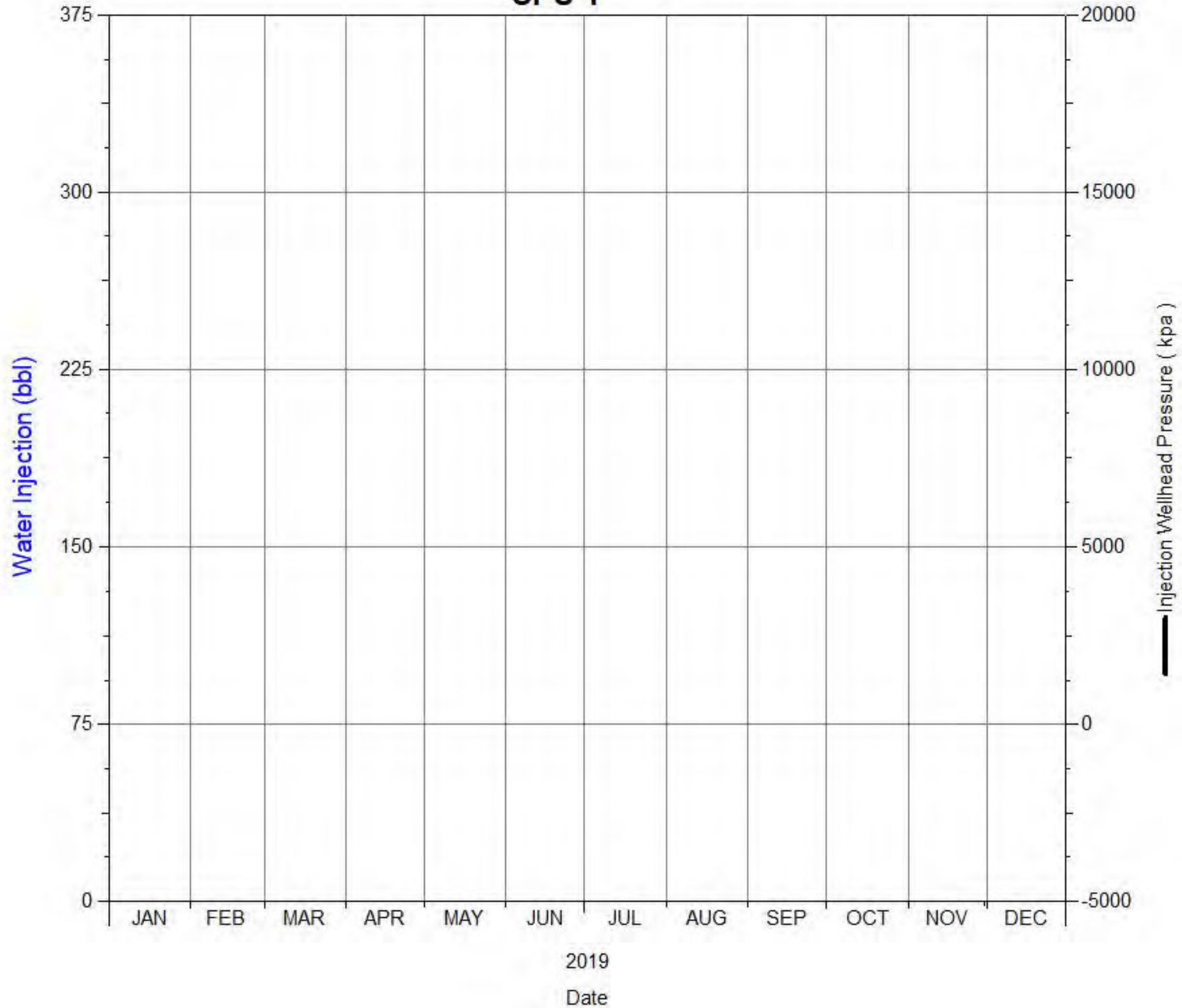
Daily Injection Rate and Pressure
02/05-09-002-29W1/0
SPU 1



Daily Injection Rate and Pressure

02/05-15-002-29W1/0

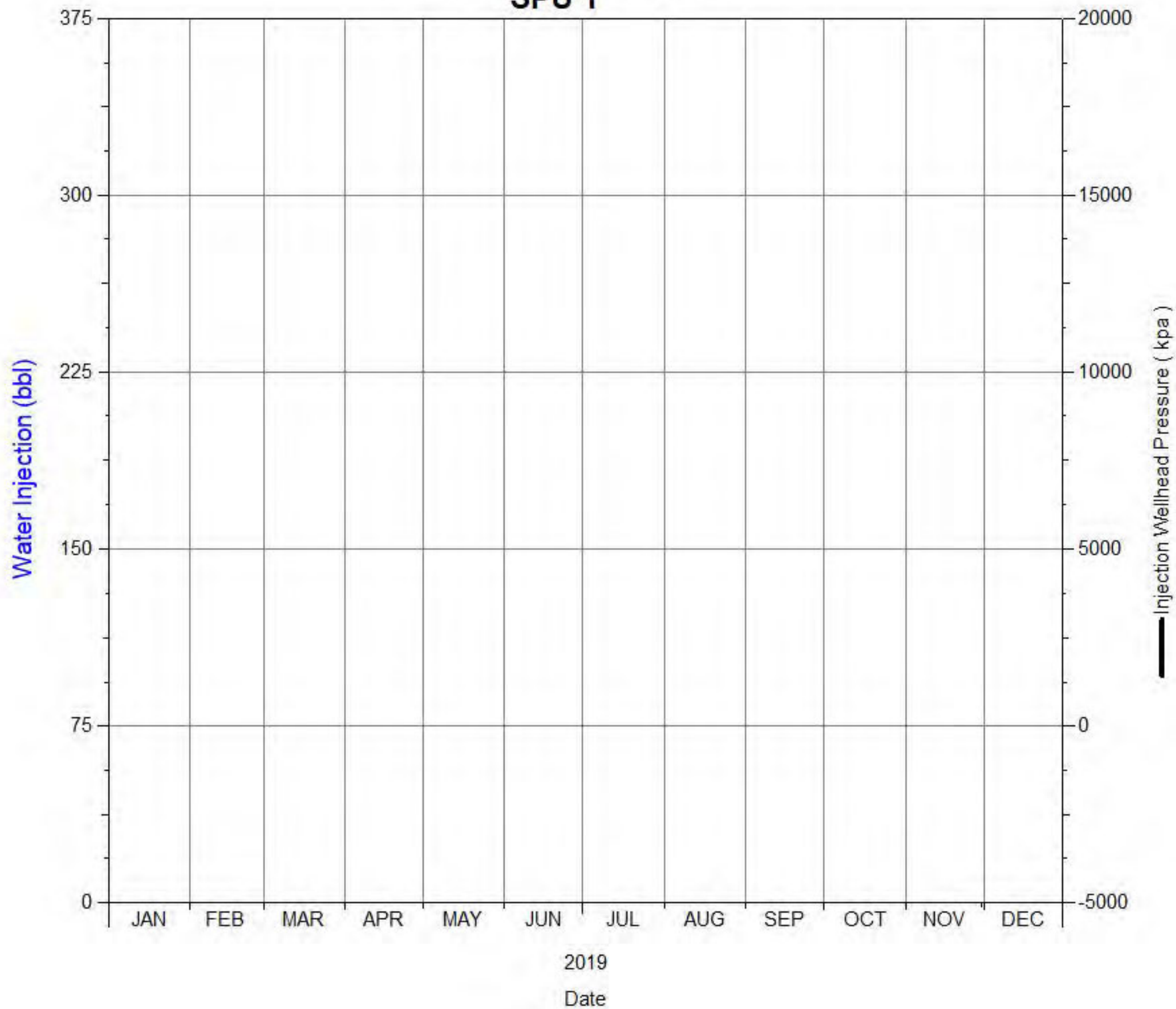
SPU 1



Daily Injection Rate and Pressure

02/06-08-002-29W1/0

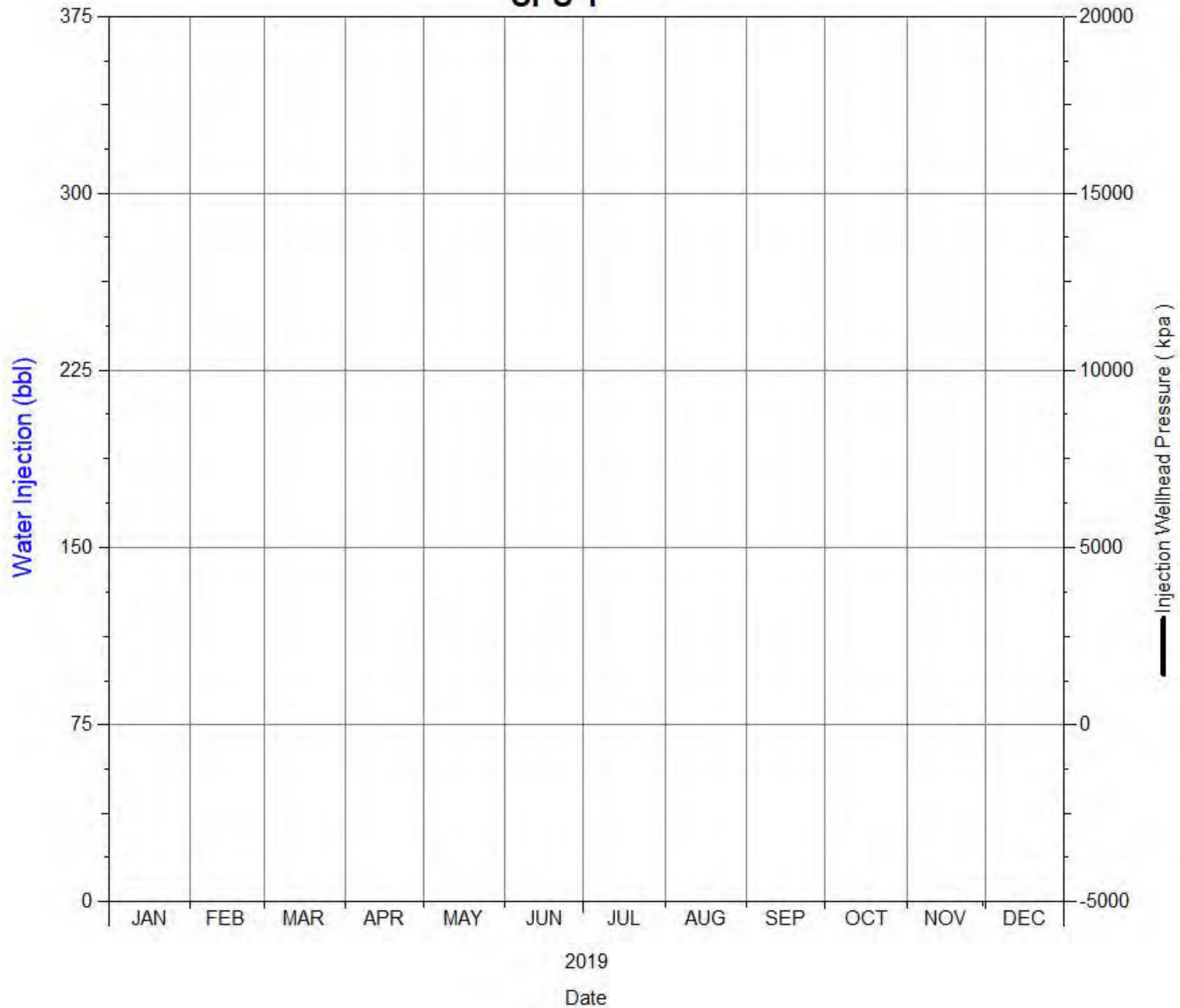
SPU 1



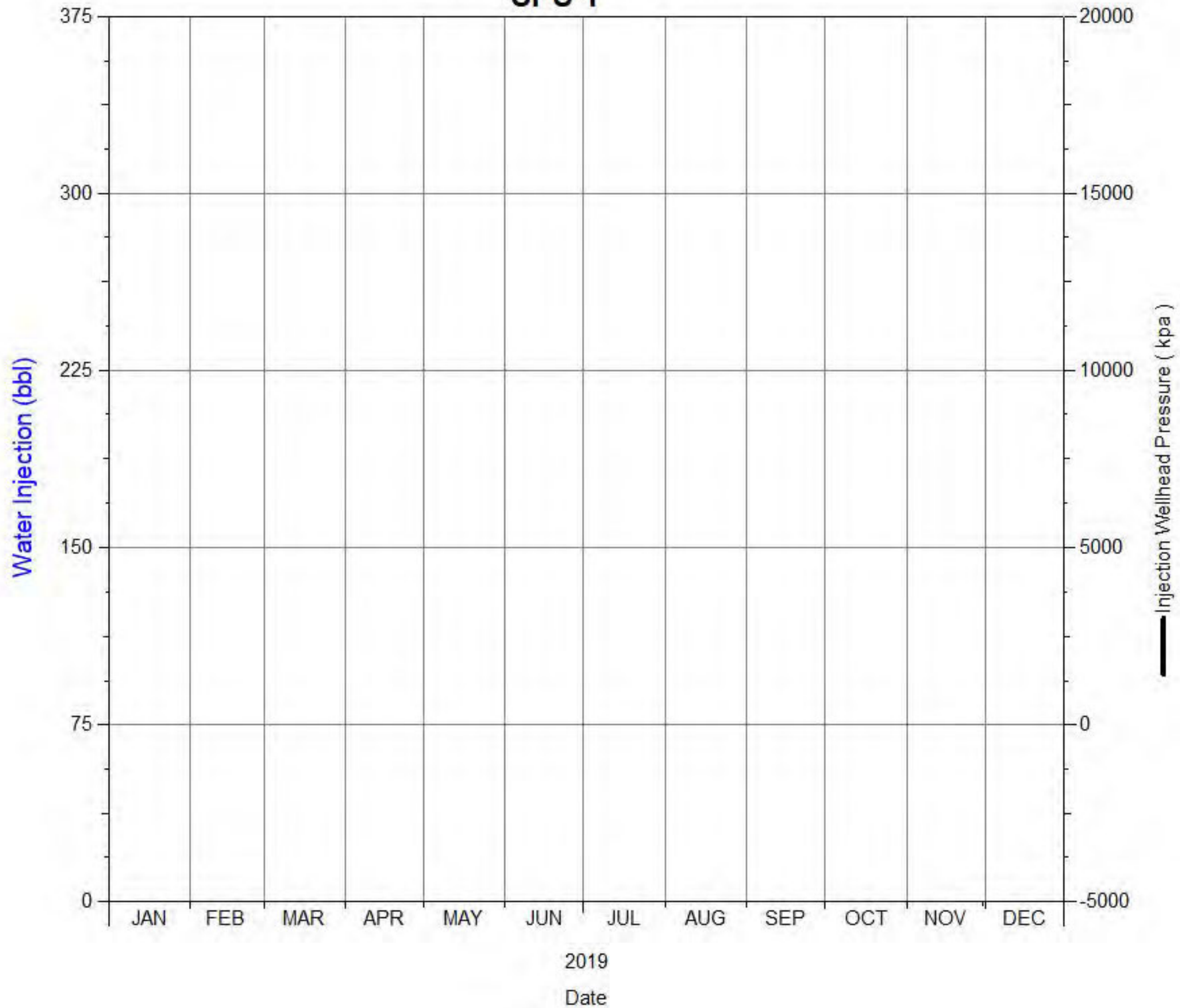
Daily Injection Rate and Pressure

02/07-16-002-29W1/0

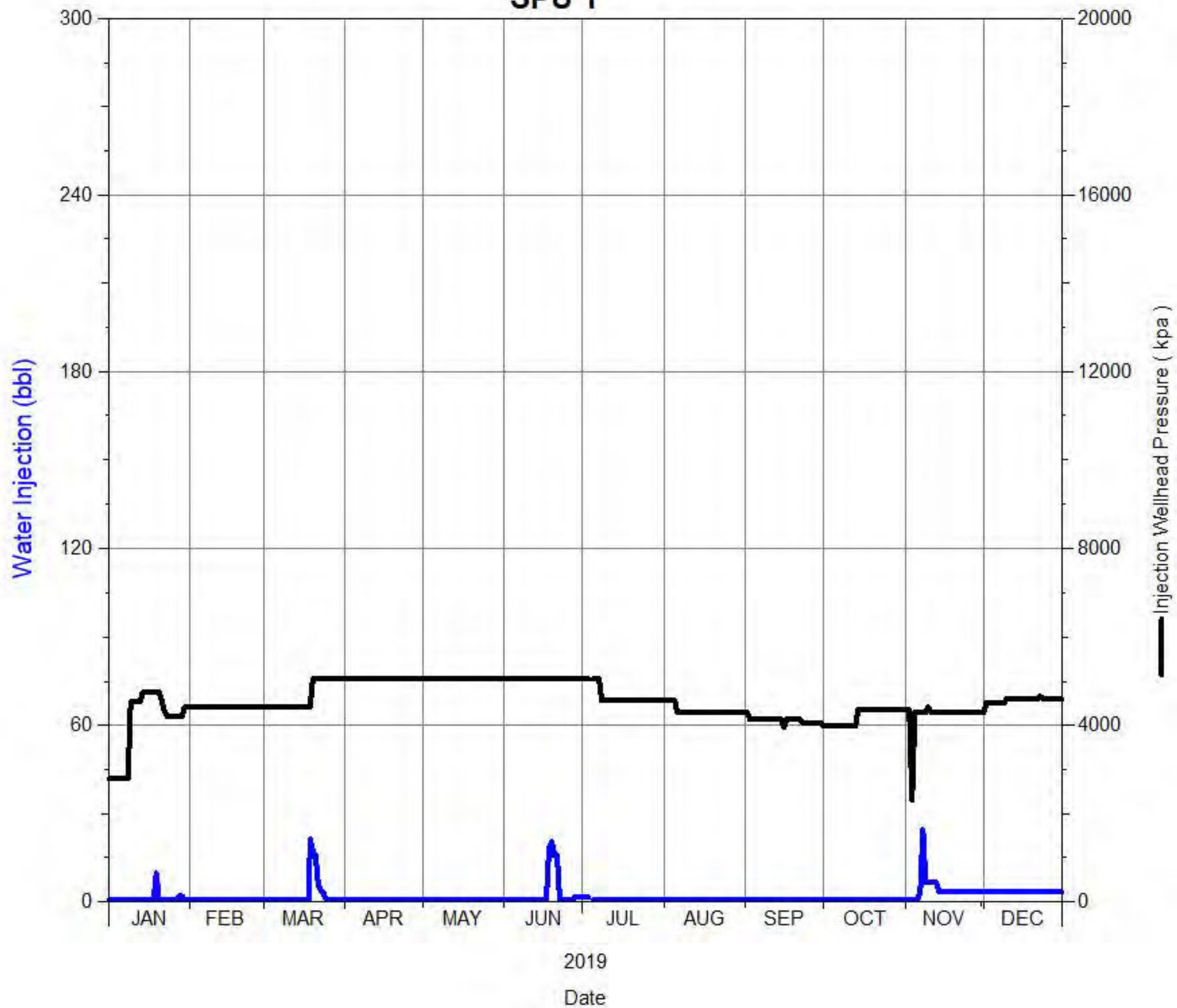
SPU 1



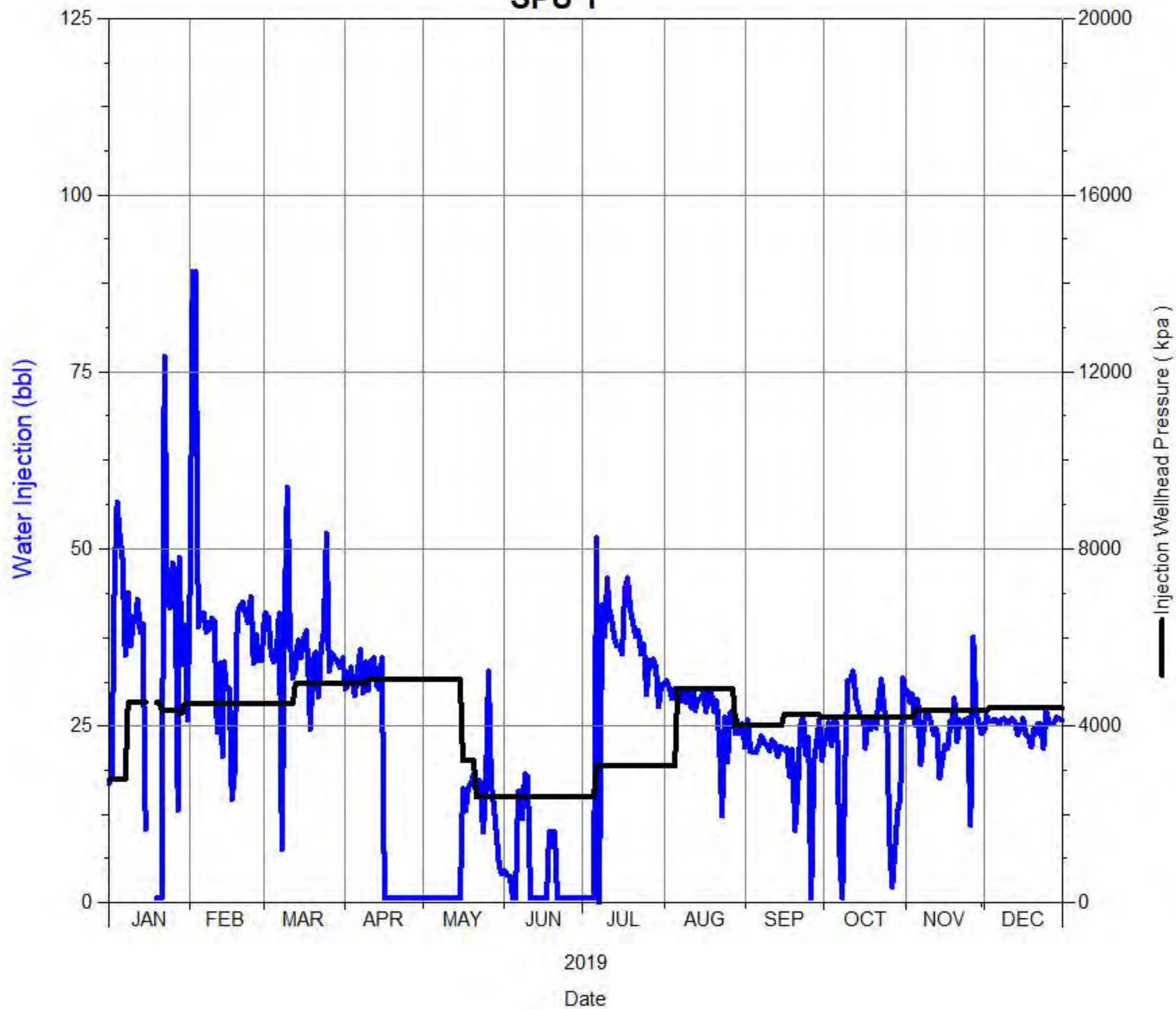
Daily Injection Rate and Pressure
02/07-16-002-29W1/2
SPU 1



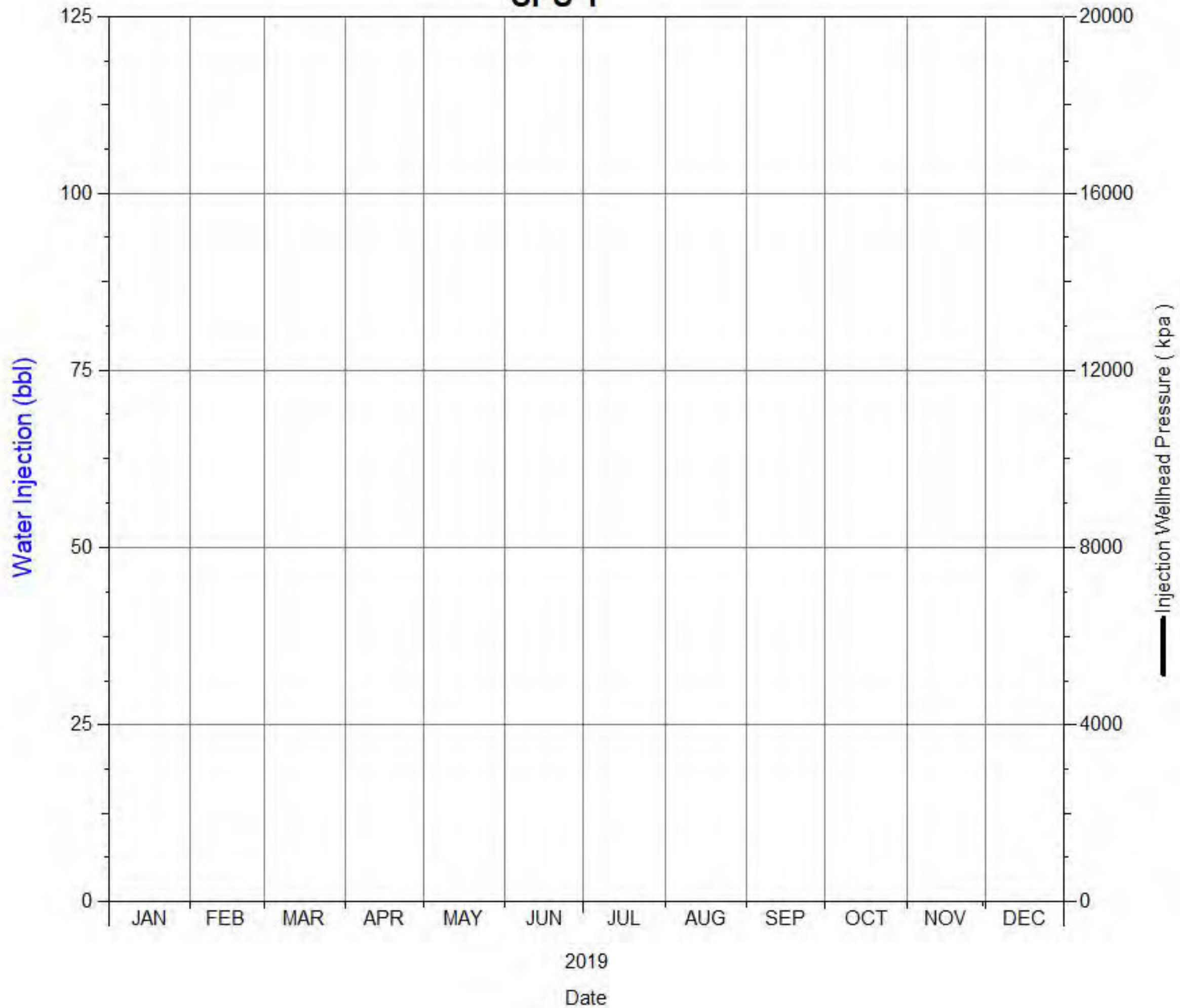
Daily Injection Rate and Pressure
02/08-09-002-29W1/0
SPU 1



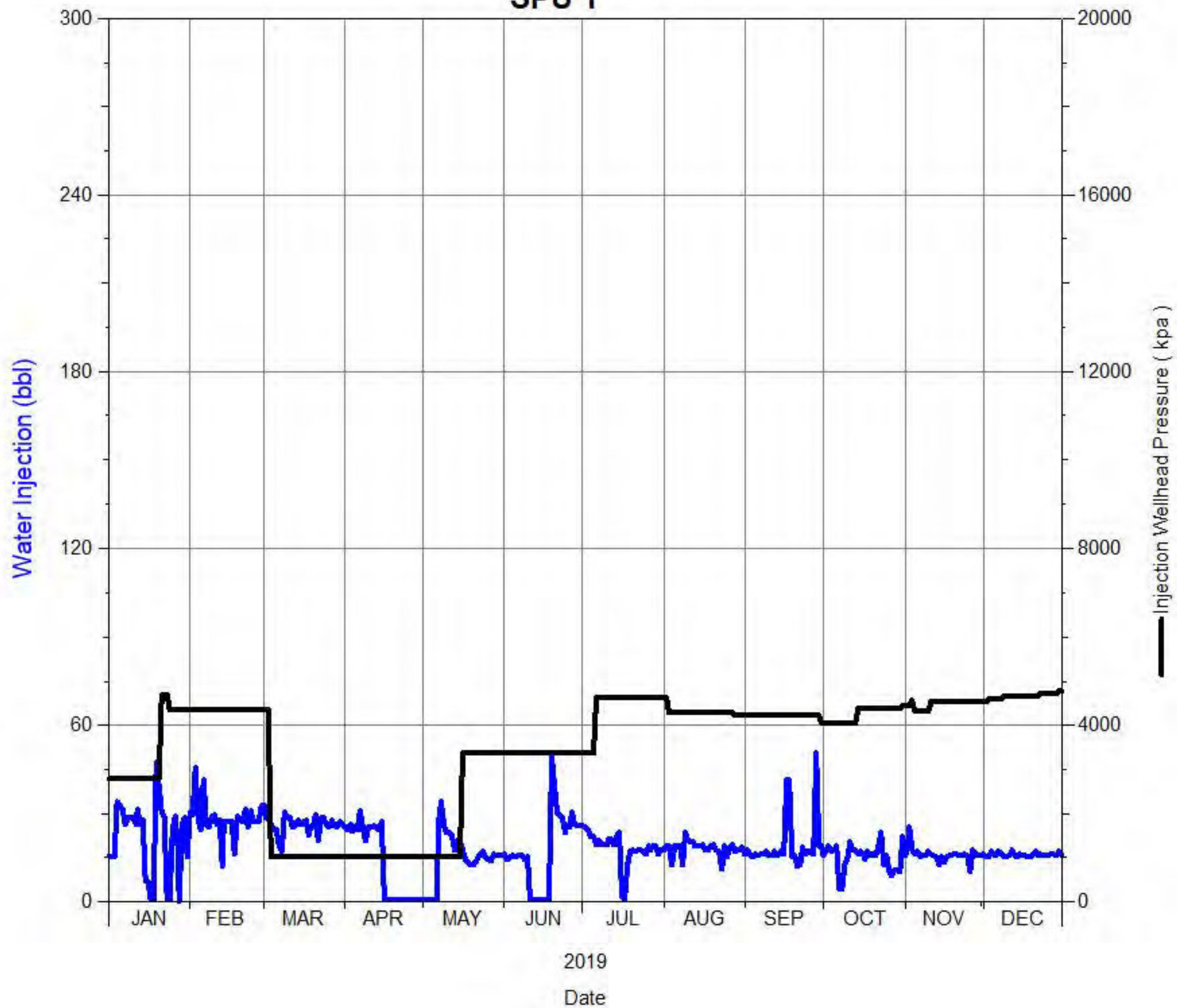
Daily Injection Rate and Pressure
02/08-16-002-29W1/0
SPU 1



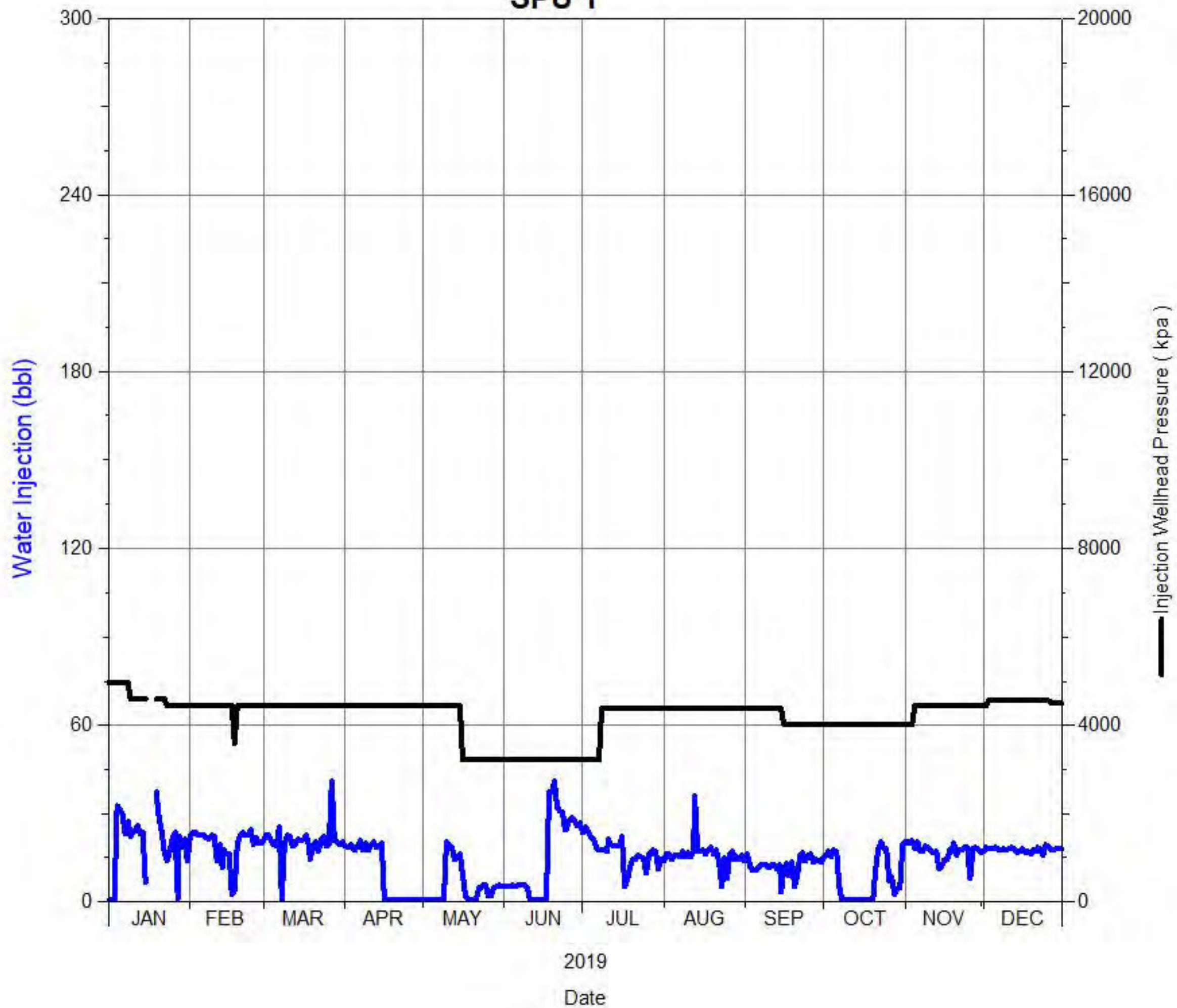
Daily Injection Rate and Pressure
02/09-05-002-29W1/0
SPU 1



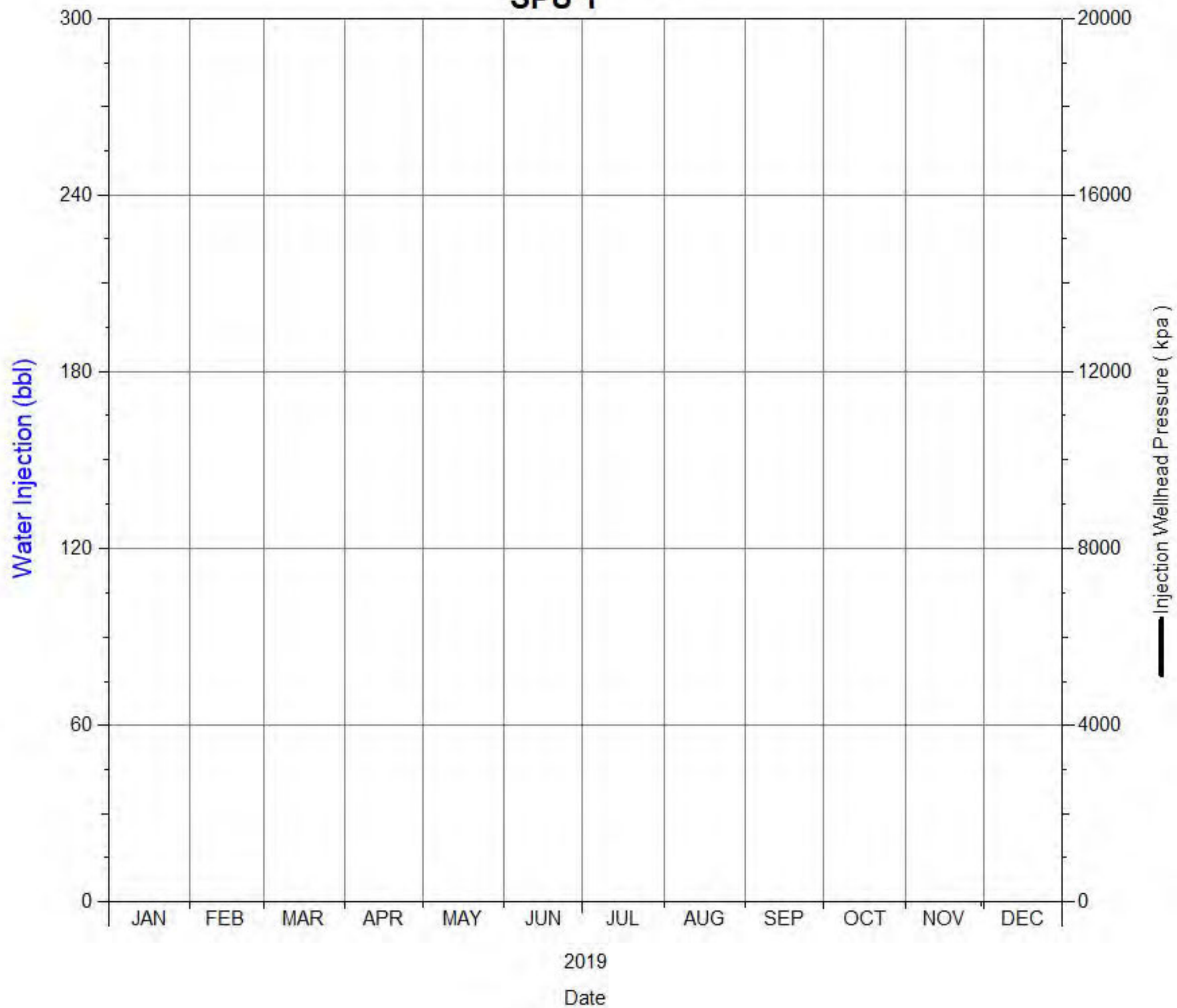
Daily Injection Rate and Pressure
02/09-09-002-29W1/0
SPU 1



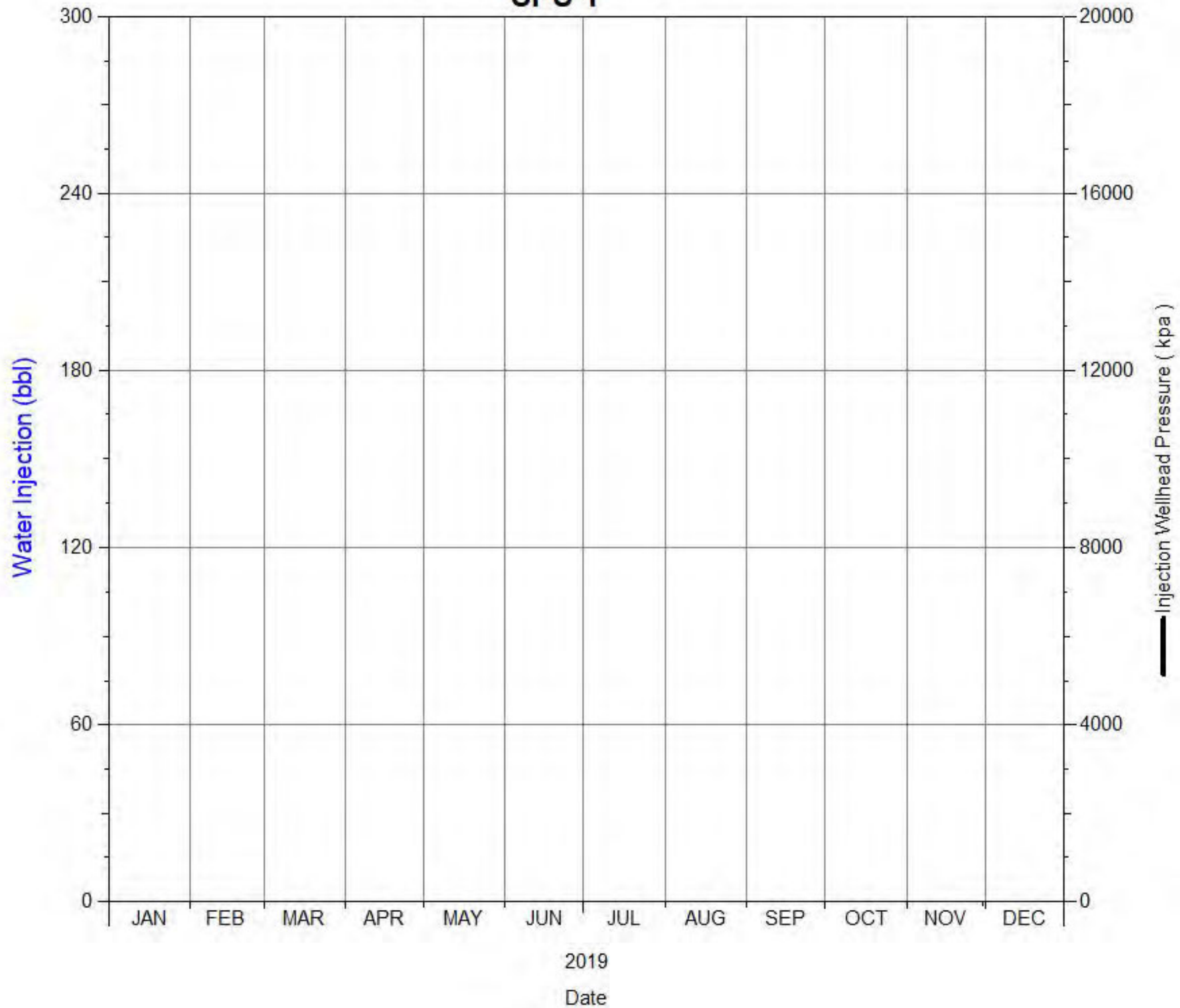
Daily Injection Rate and Pressure
02/10-16-002-29W1/0
SPU 1



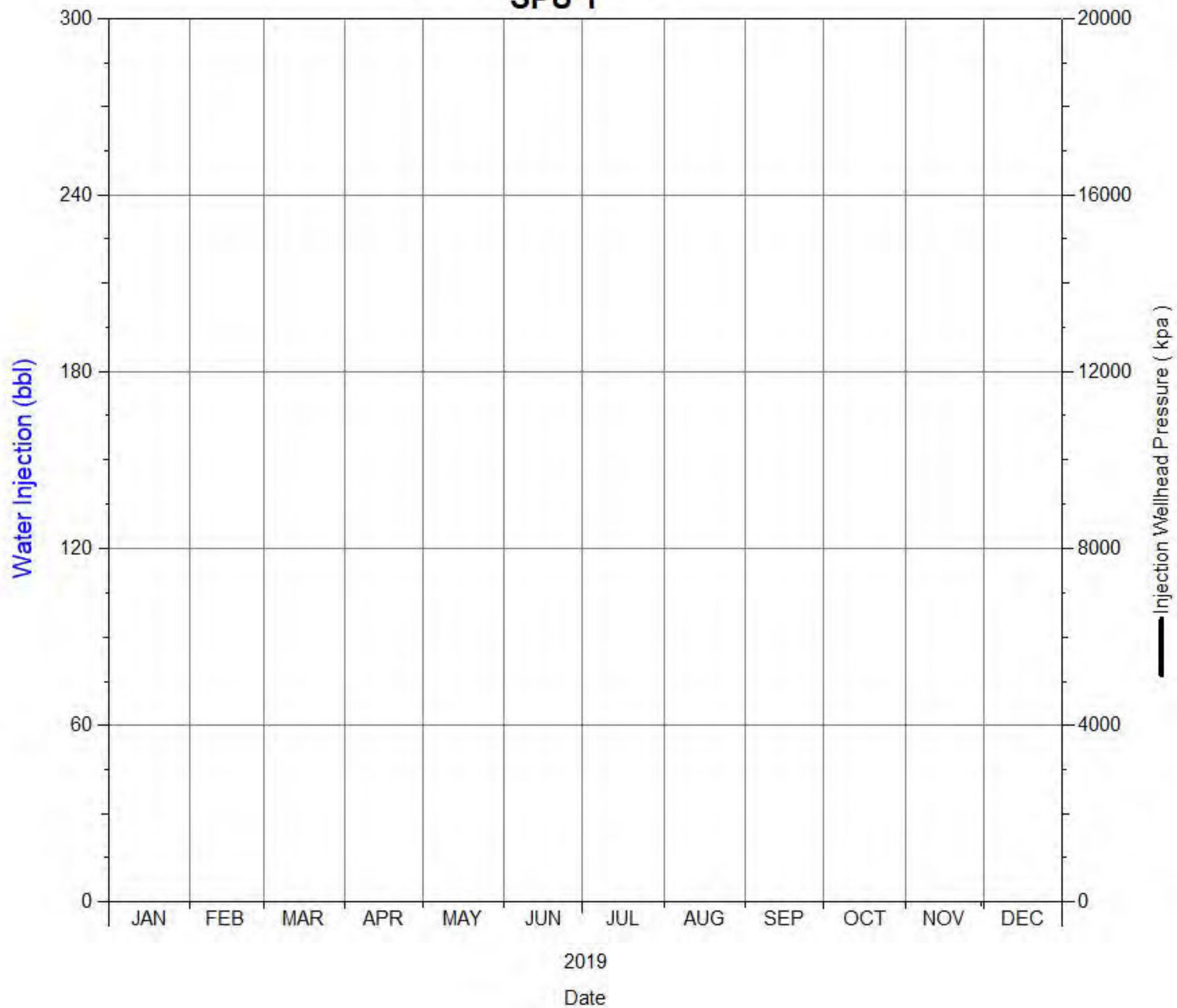
Daily Injection Rate and Pressure
02/10-17-002-29W1/0
SPU 1



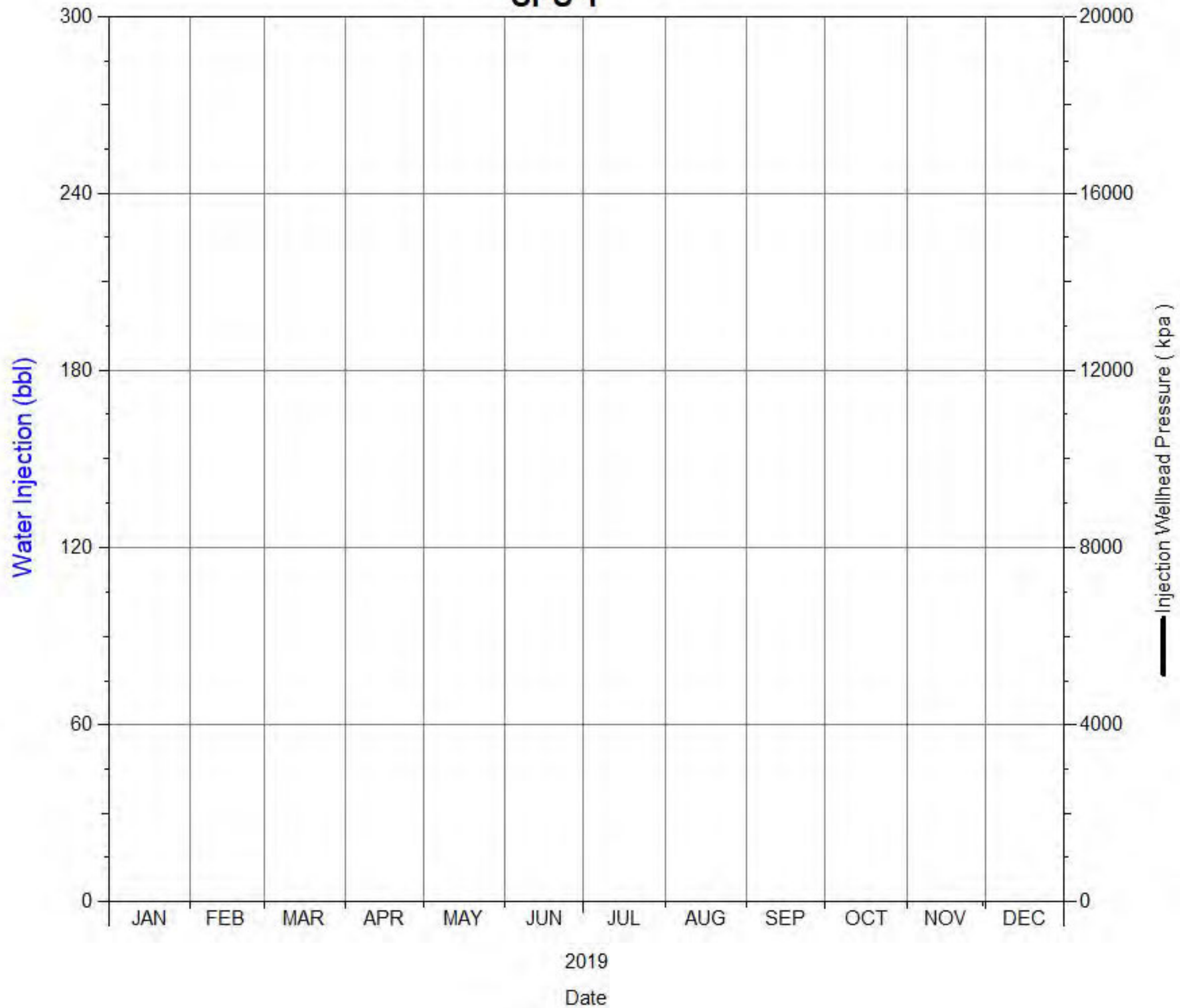
Daily Injection Rate and Pressure
02/11-08-002-29W1/0
SPU 1



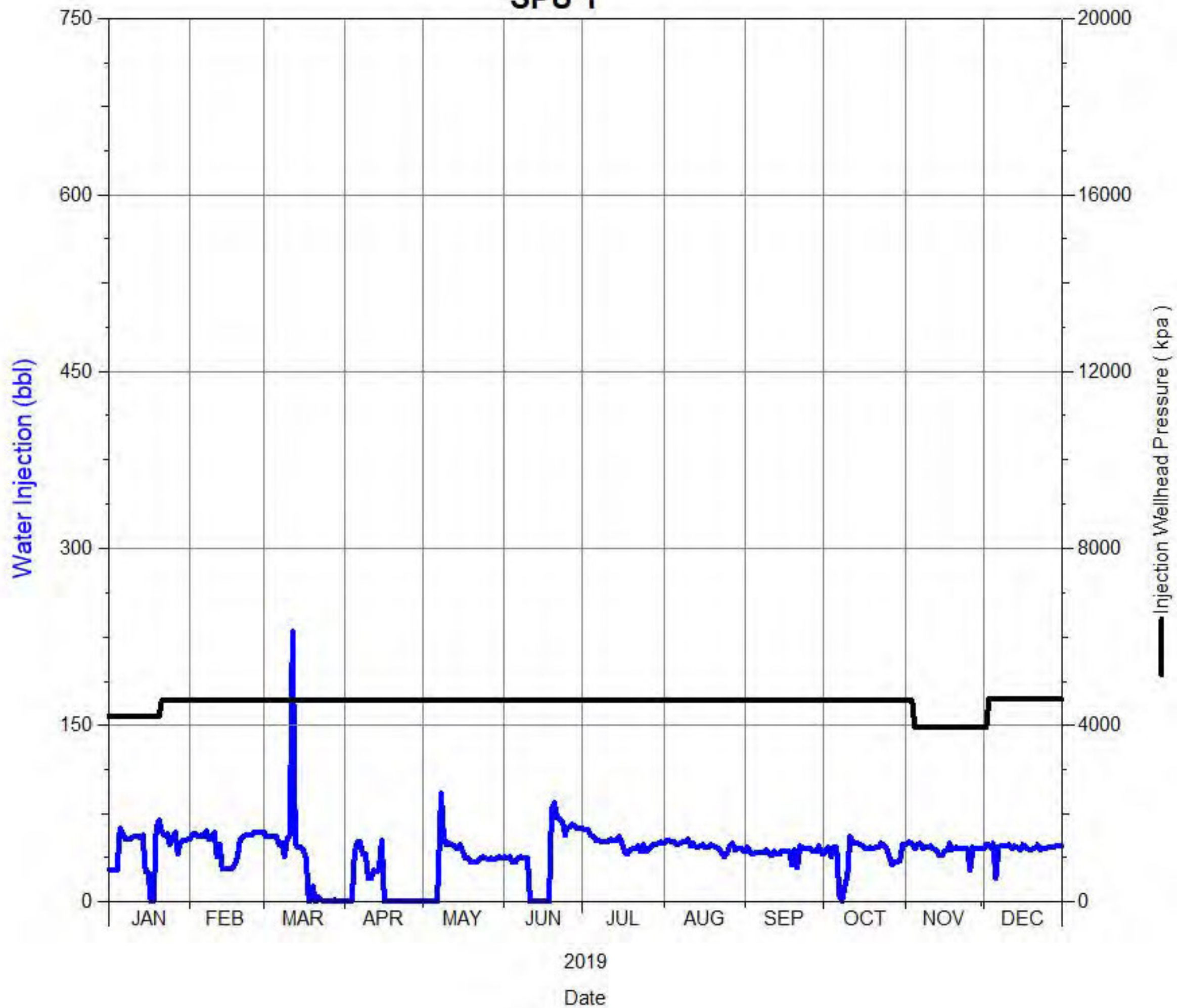
Daily Injection Rate and Pressure
02/12-04-002-29W1/0
SPU 1



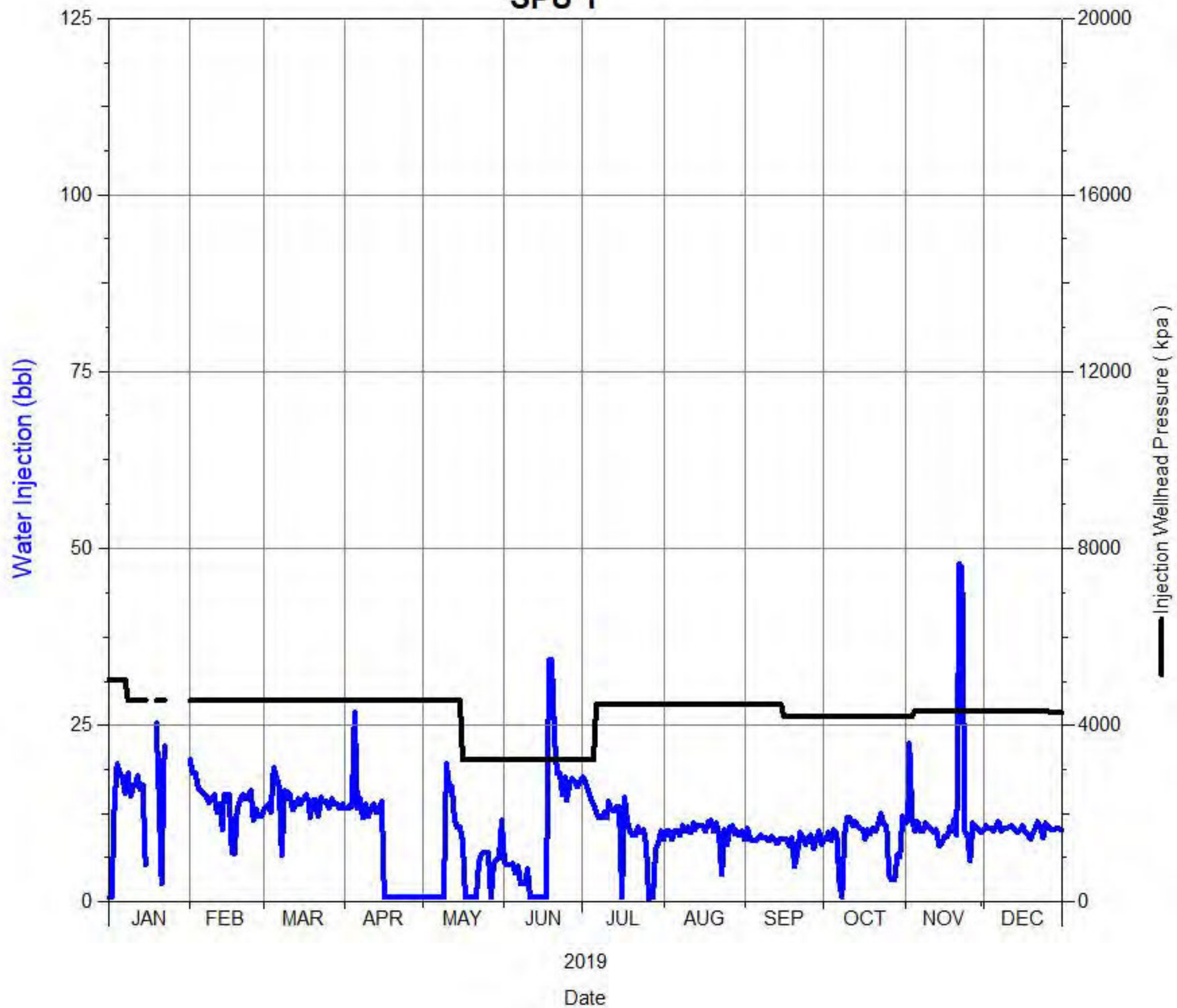
Daily Injection Rate and Pressure
02/12-08-002-29W1/0
SPU 1



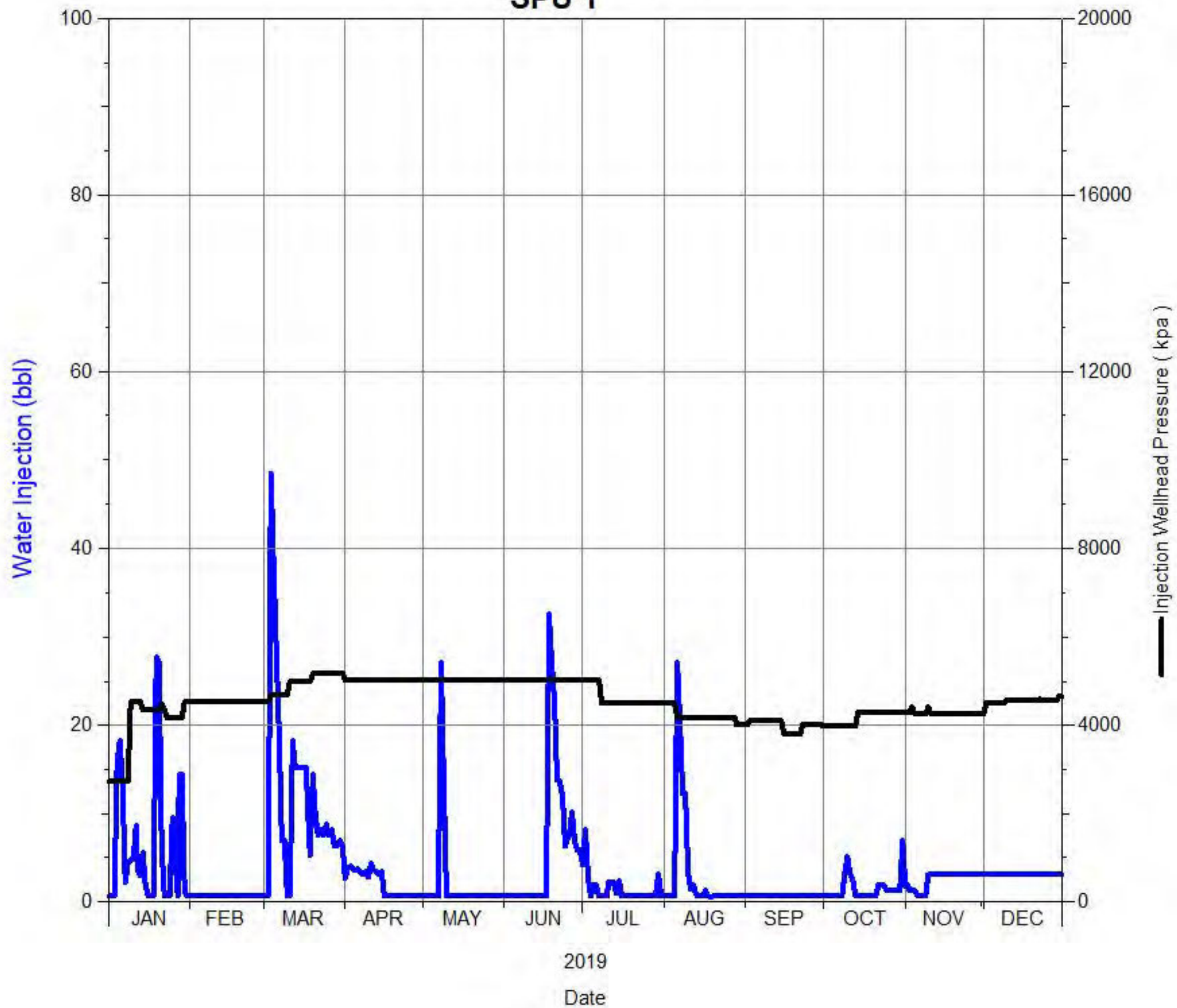
Daily Injection Rate and Pressure
02/12-09-002-29W1/0
SPU 1



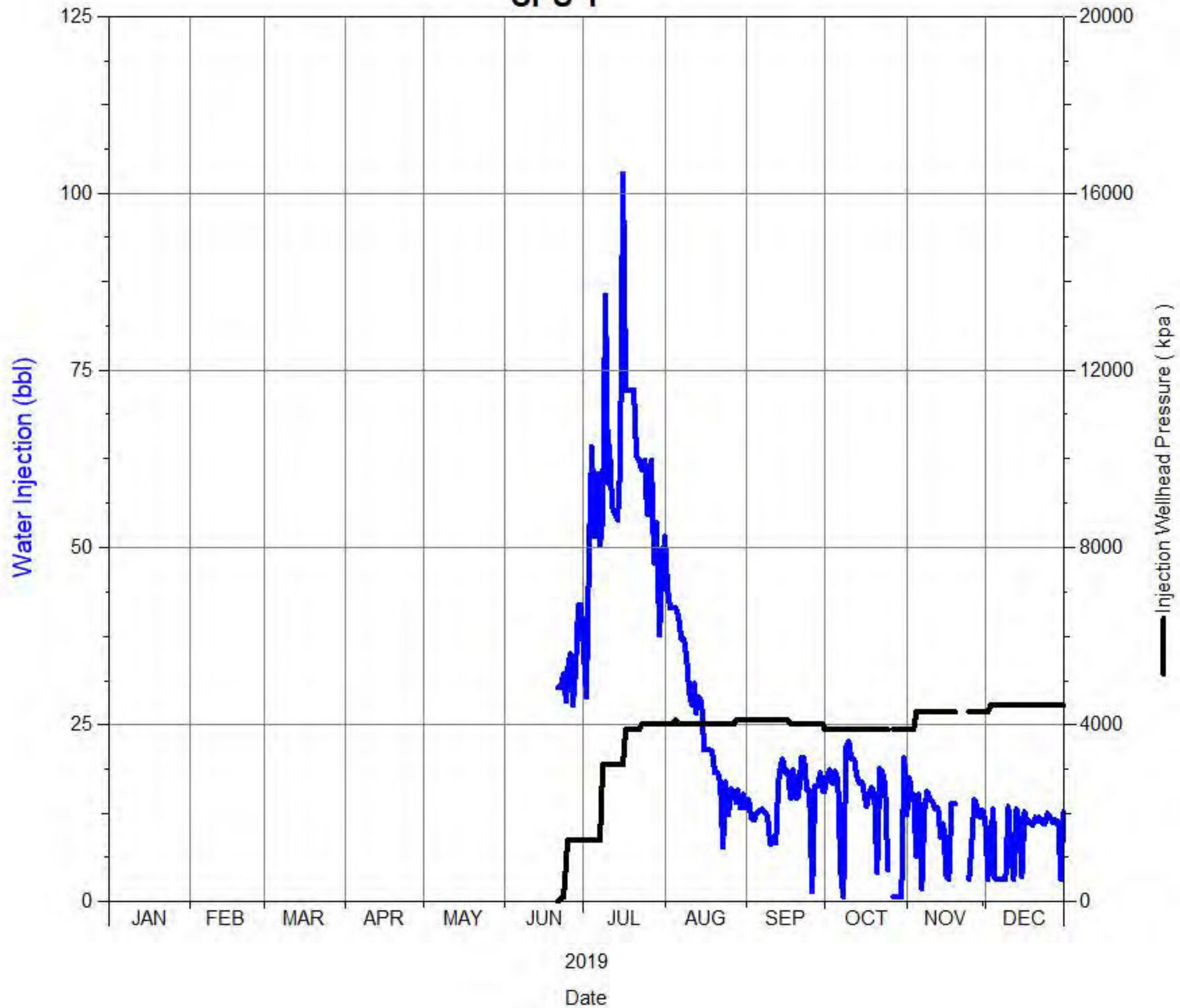
Daily Injection Rate and Pressure
02/12-16-002-29W1/0
SPU 1



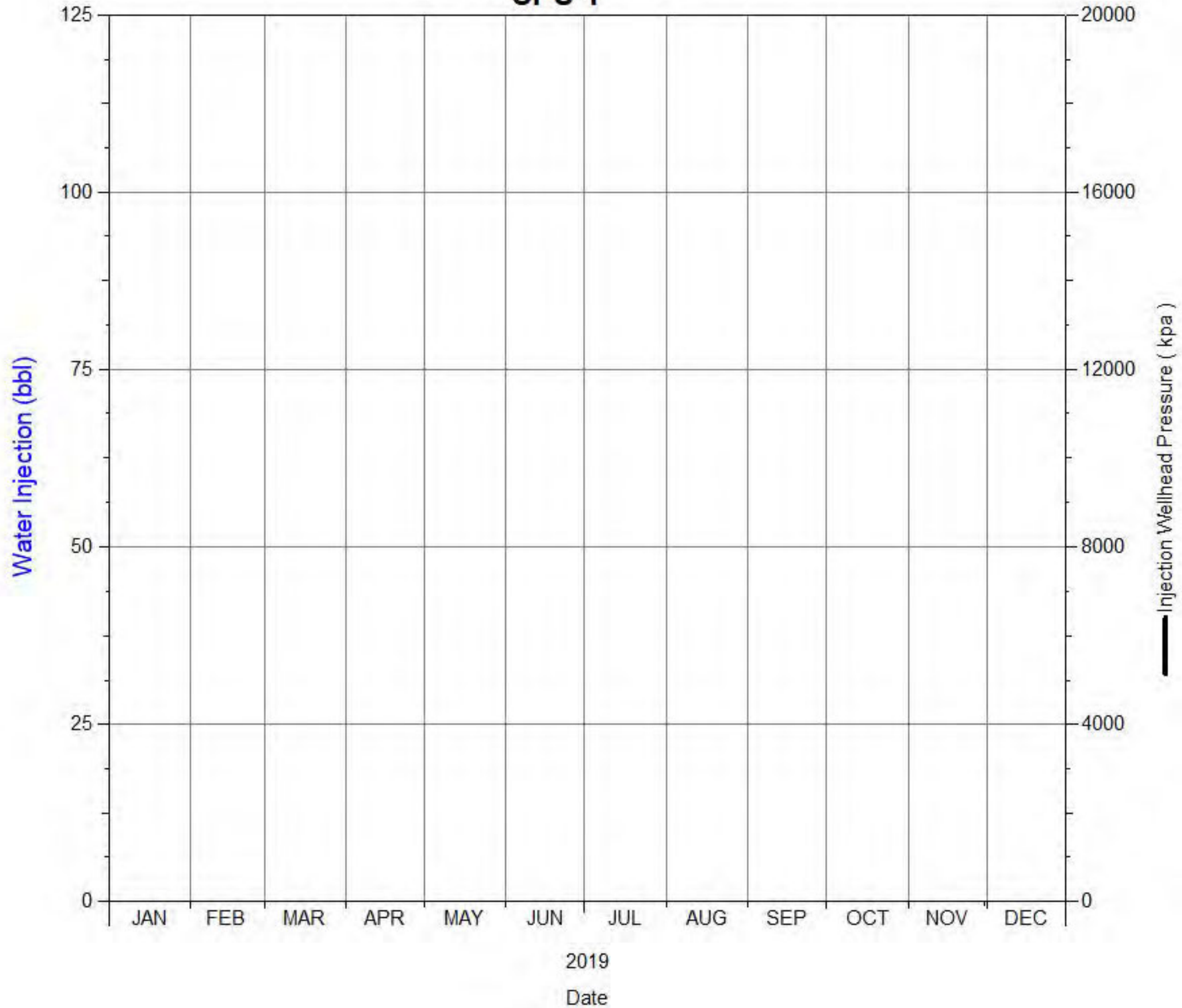
Daily Injection Rate and Pressure
02/13-04-002-29W1/0
SPU 1



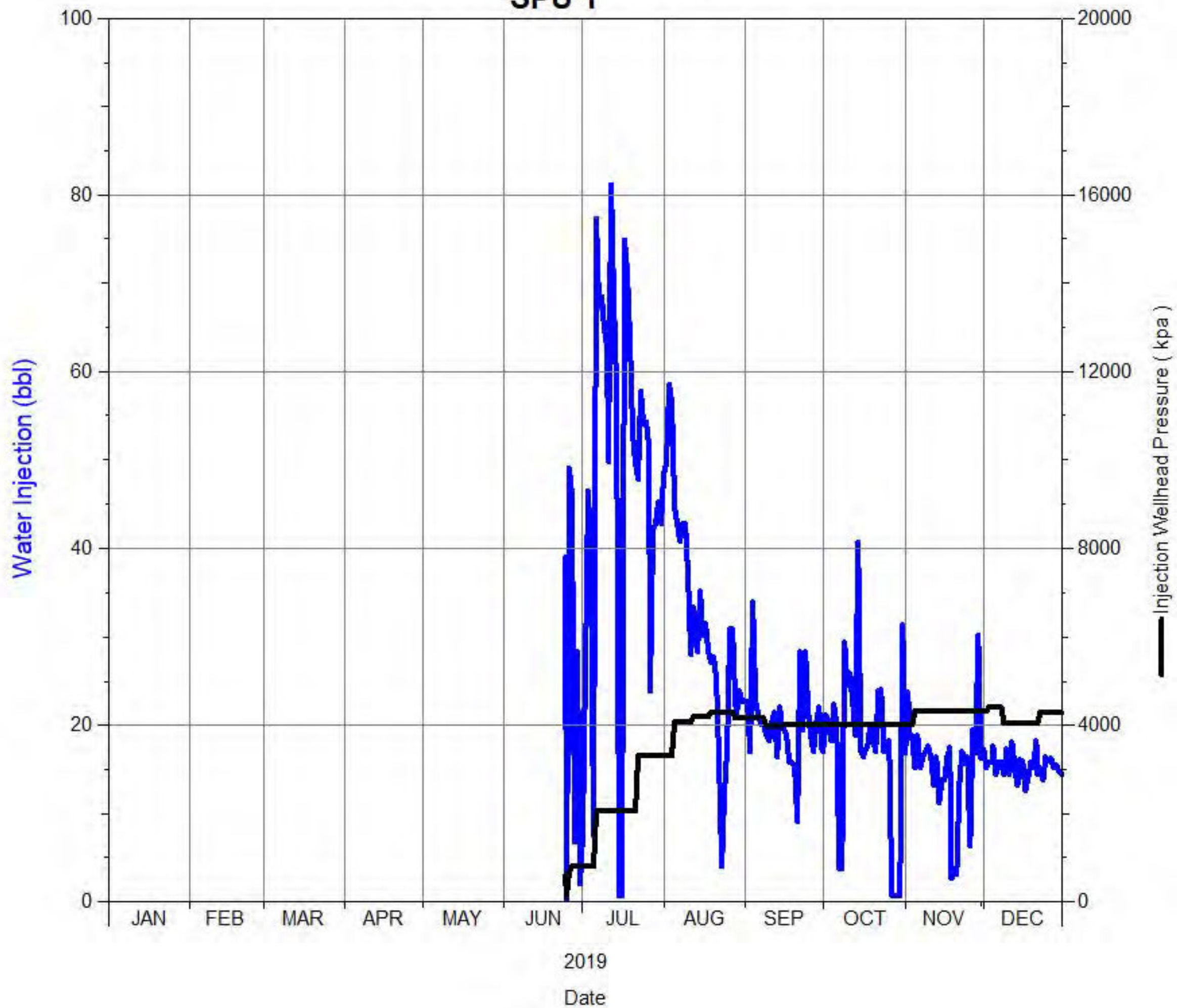
Daily Injection Rate and Pressure
02/13-08-002-29W1/0
SPU 1



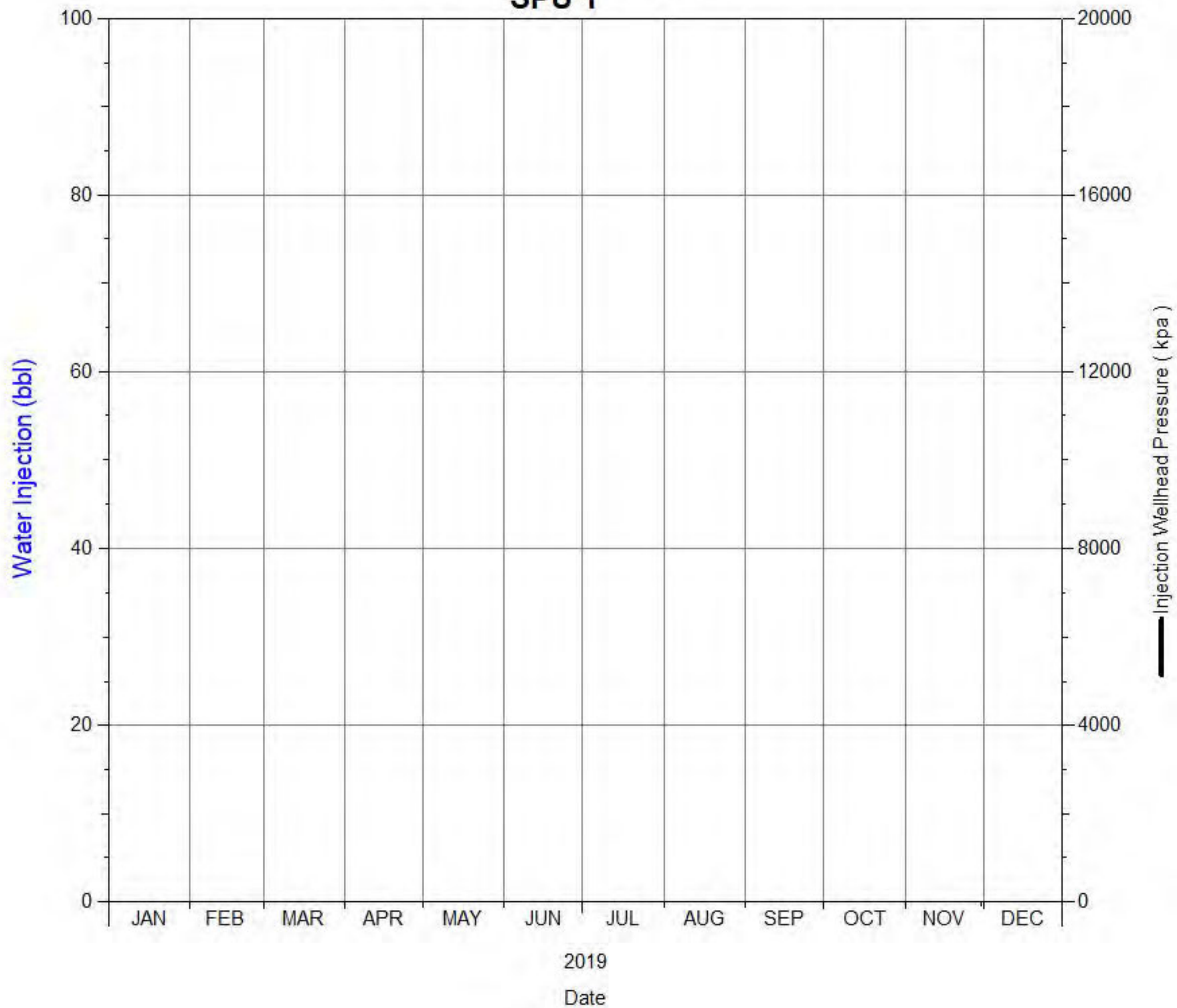
Daily Injection Rate and Pressure
02/13-09-002-29W1/0
SPU 1



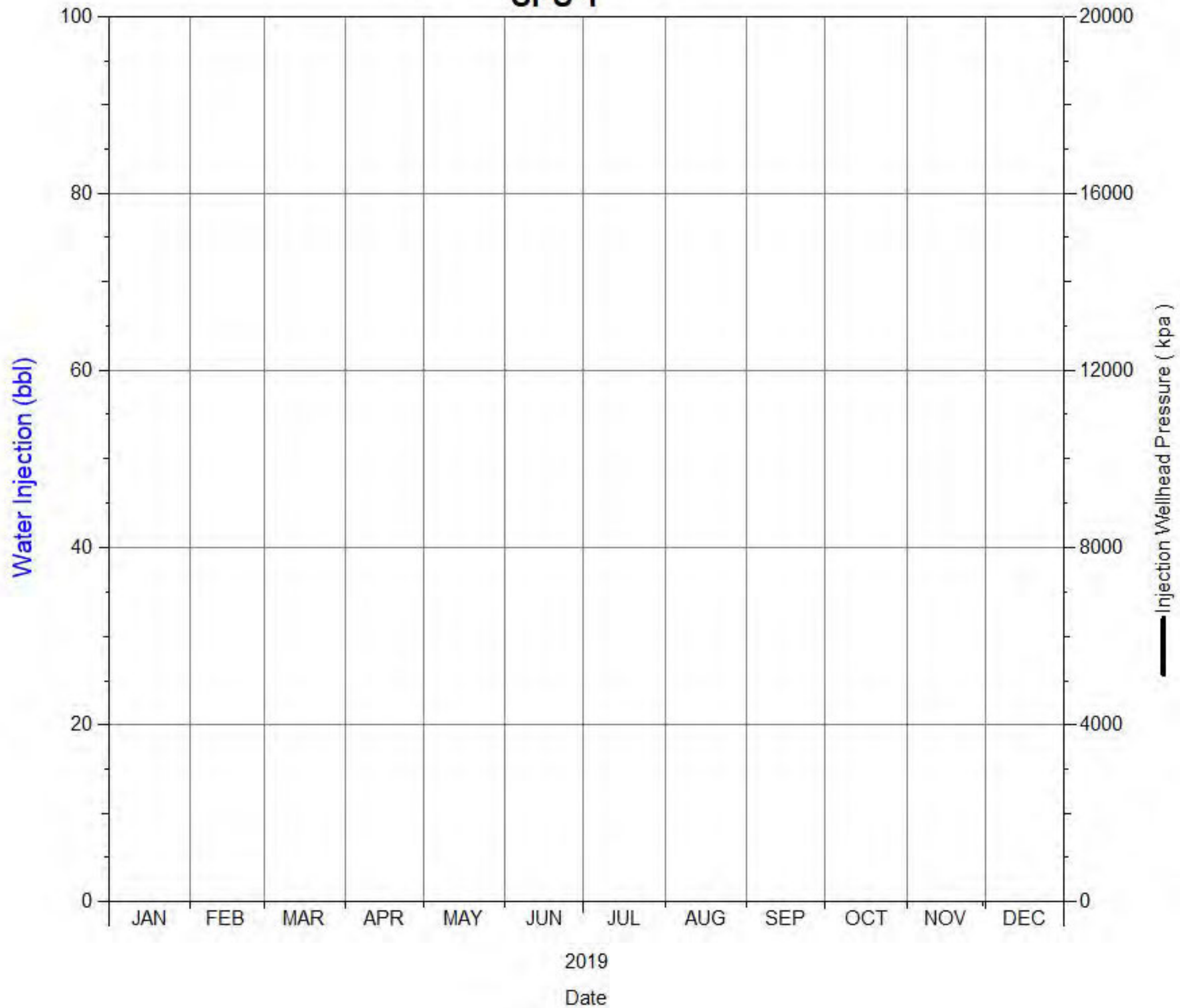
Daily Injection Rate and Pressure
02/13-16-002-29W1/0
SPU 1



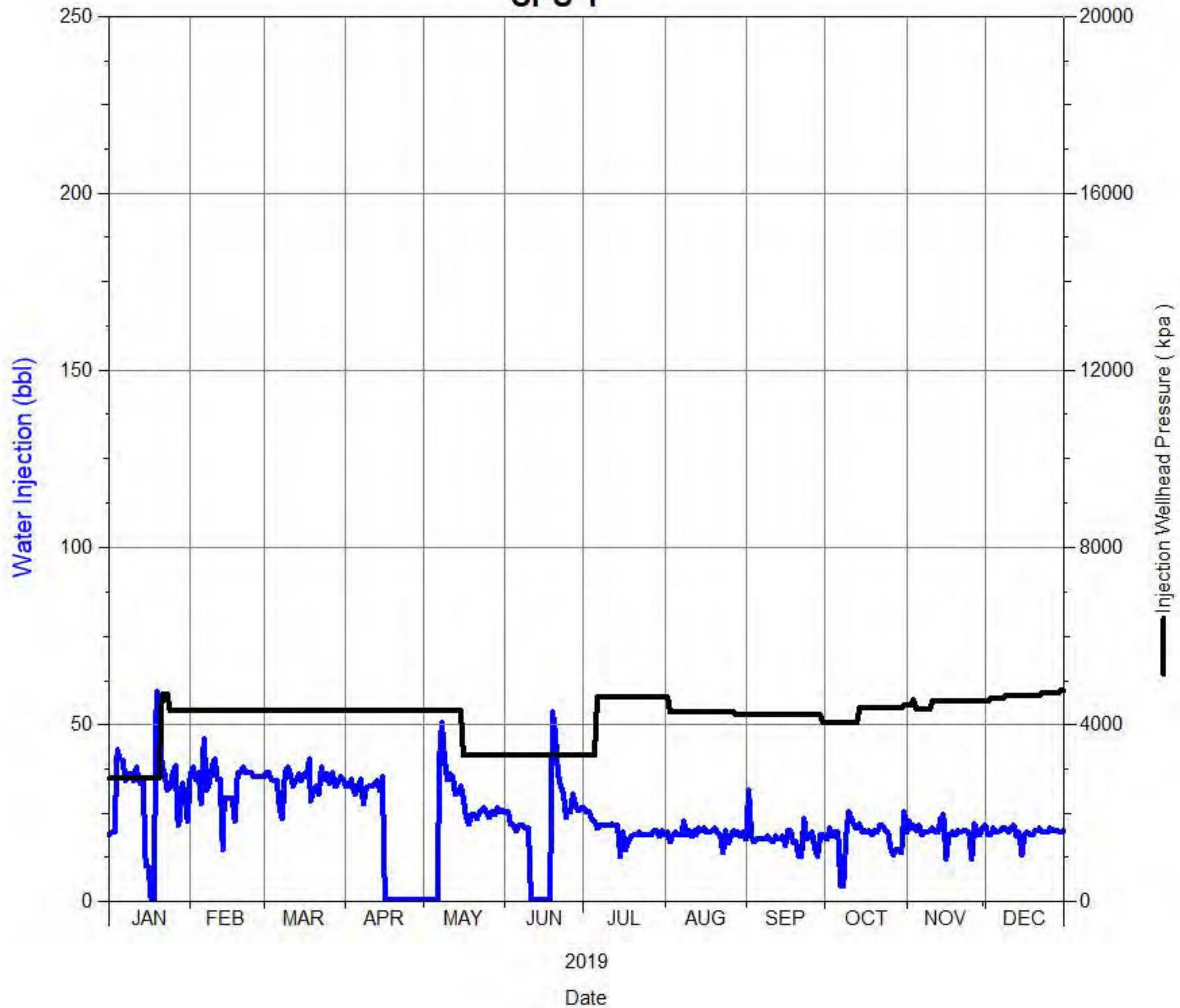
Daily Injection Rate and Pressure
02/14-16-002-29W1/0
SPU 1



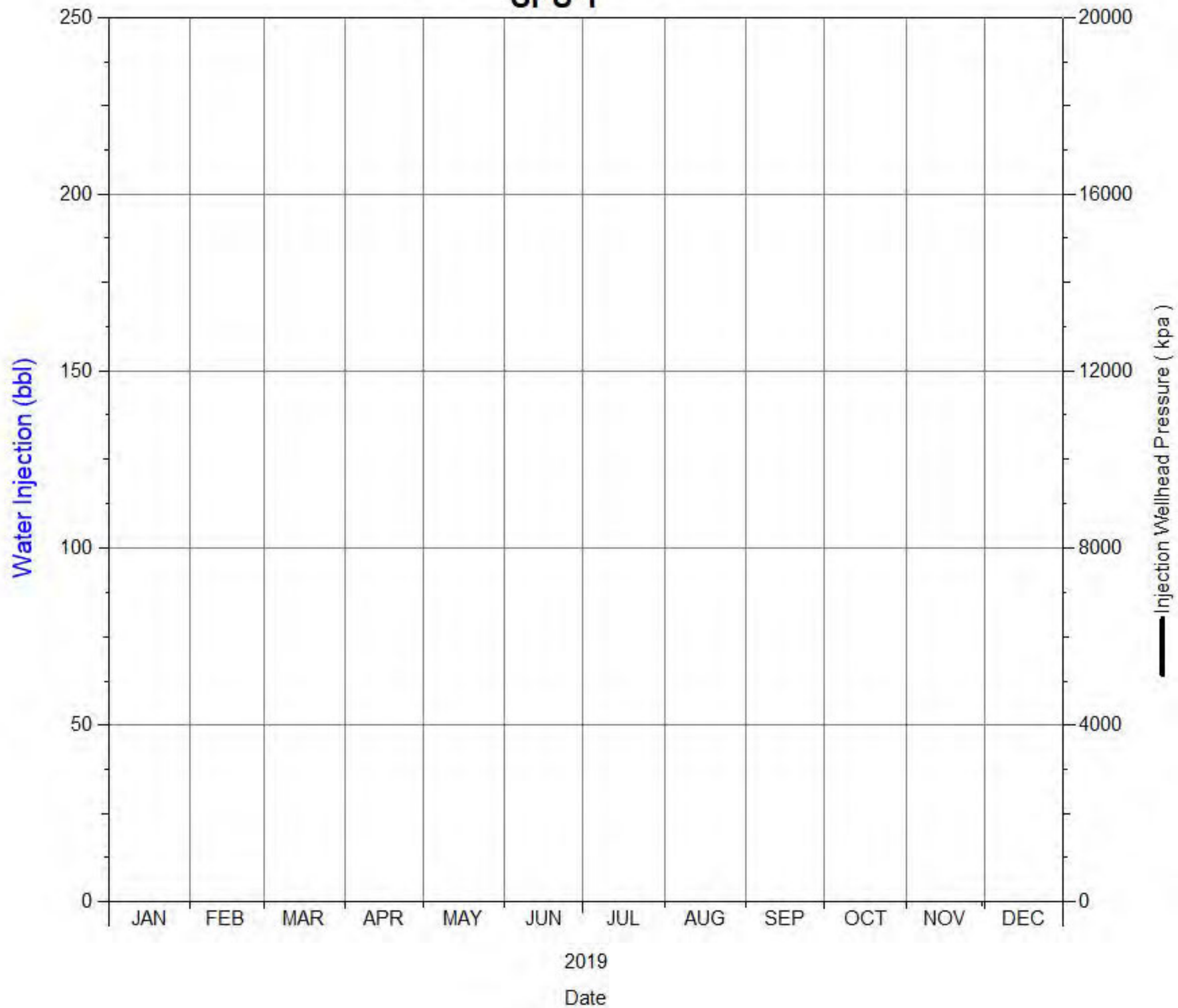
Daily Injection Rate and Pressure
02/15-08-002-29W1/0
SPU 1



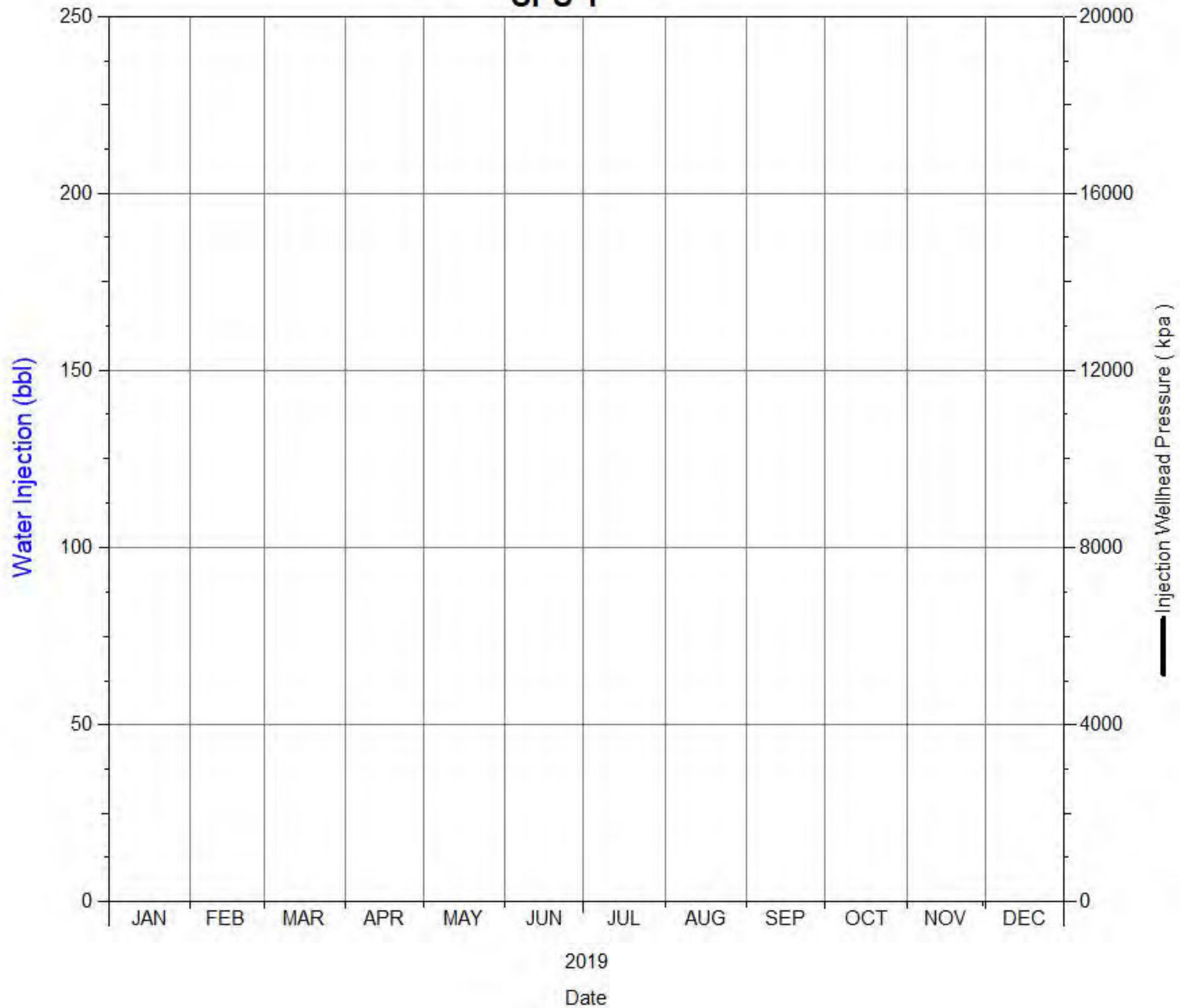
Daily Injection Rate and Pressure
02/15-09-002-29W1/0
SPU 1



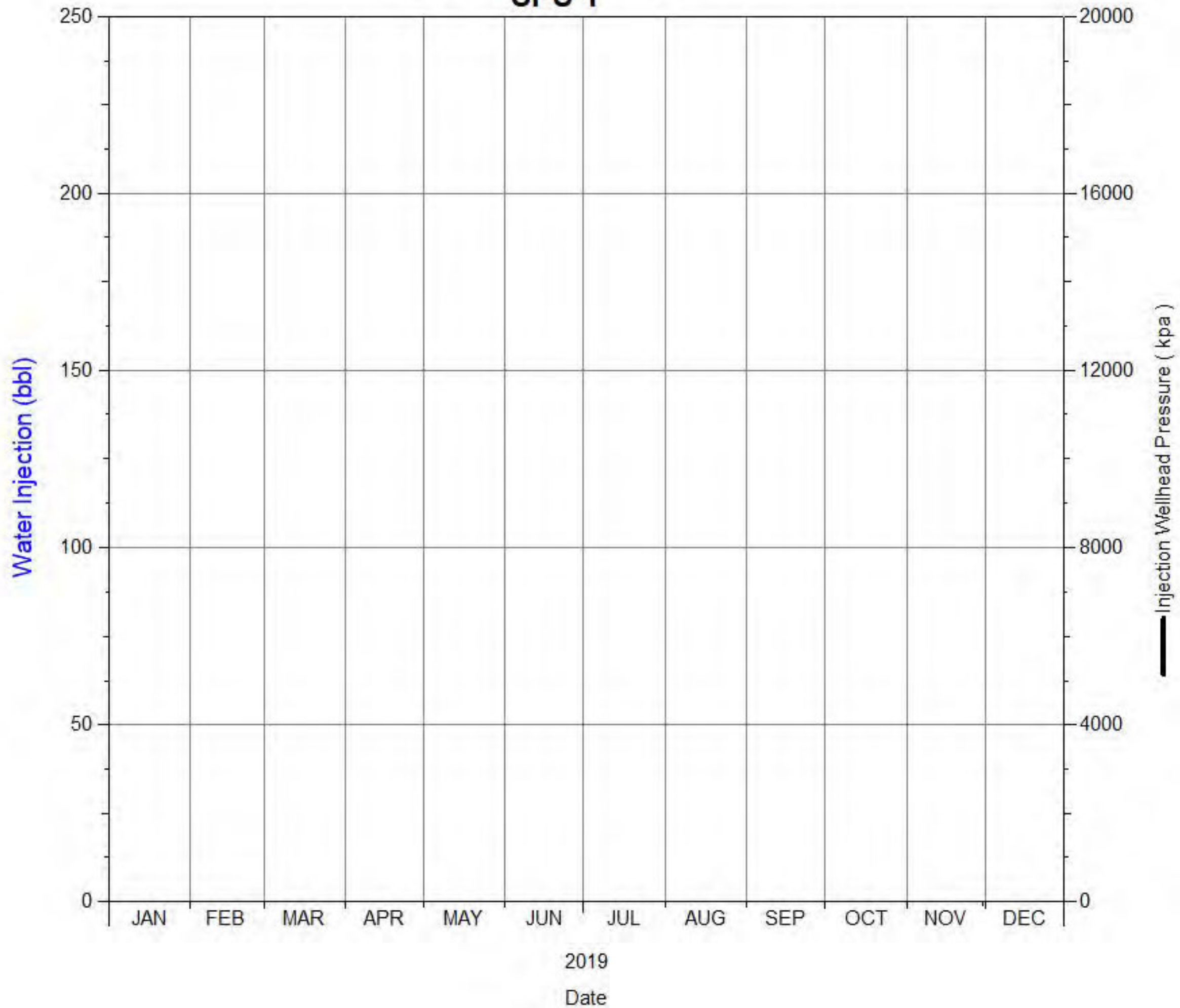
Daily Injection Rate and Pressure
02/15-16-002-29W1/0
SPU 1



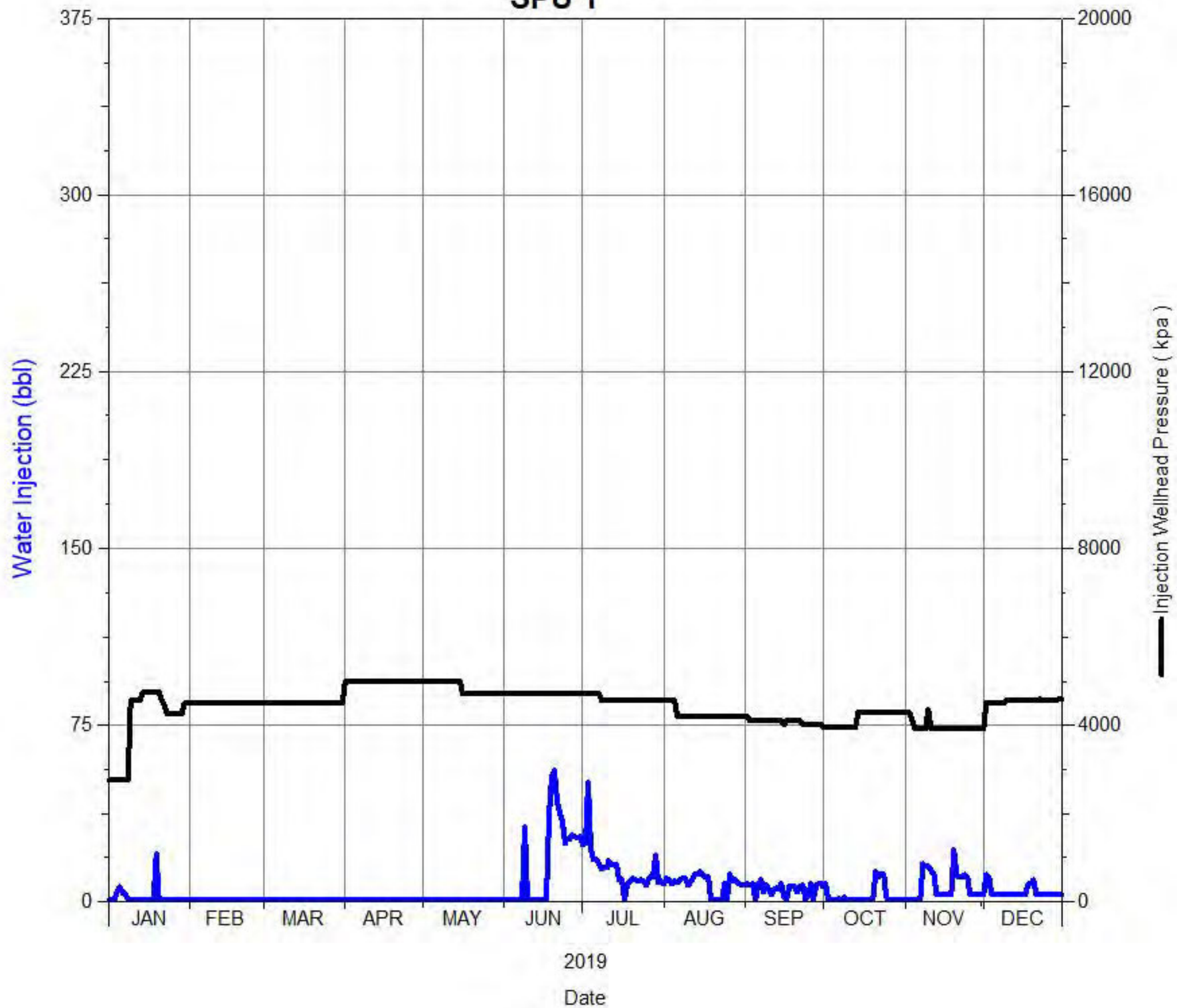
Daily Injection Rate and Pressure
02/16-05-002-29W1/0
SPU 1



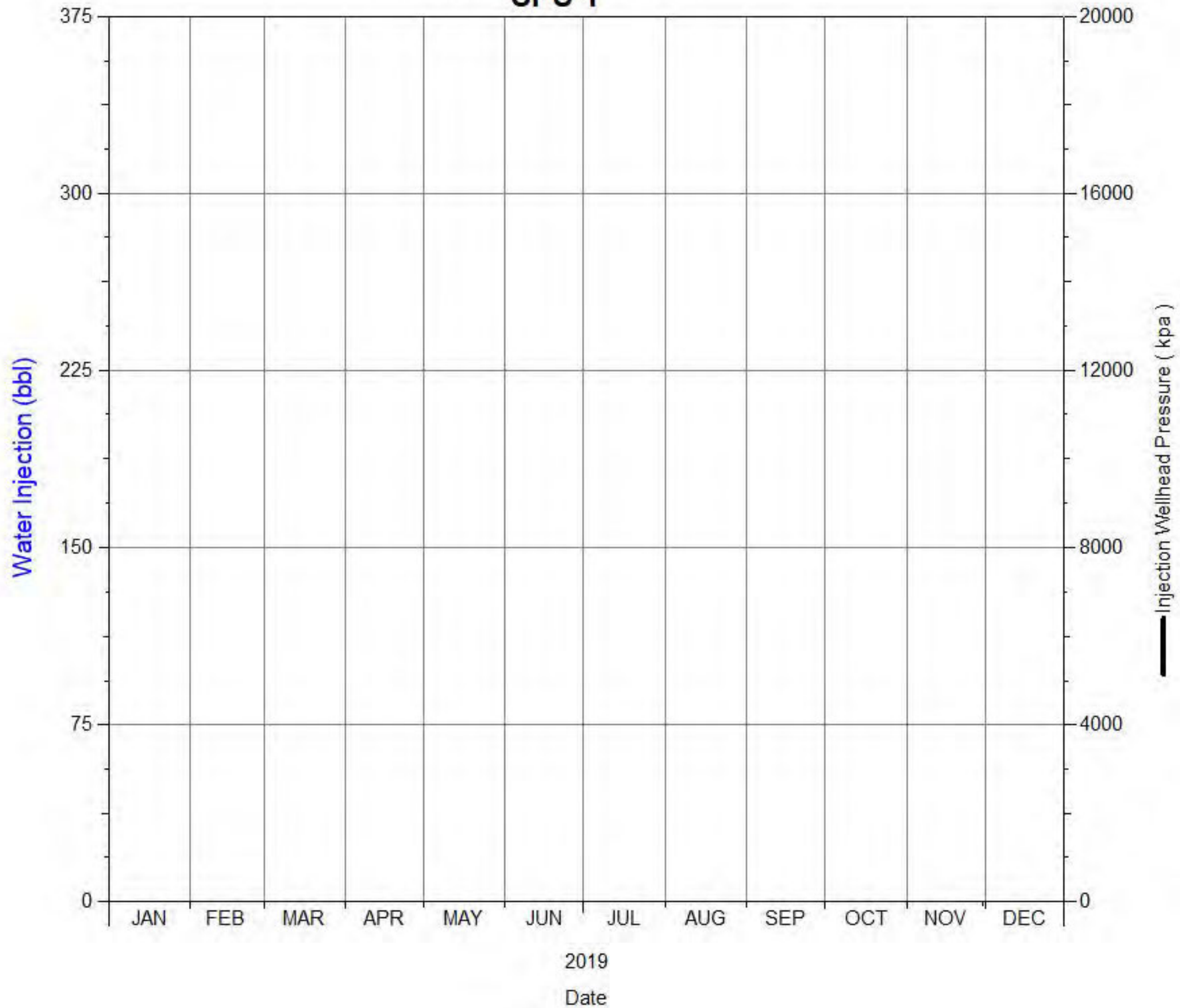
Daily Injection Rate and Pressure
02/16-08-002-29W1/0
SPU 1



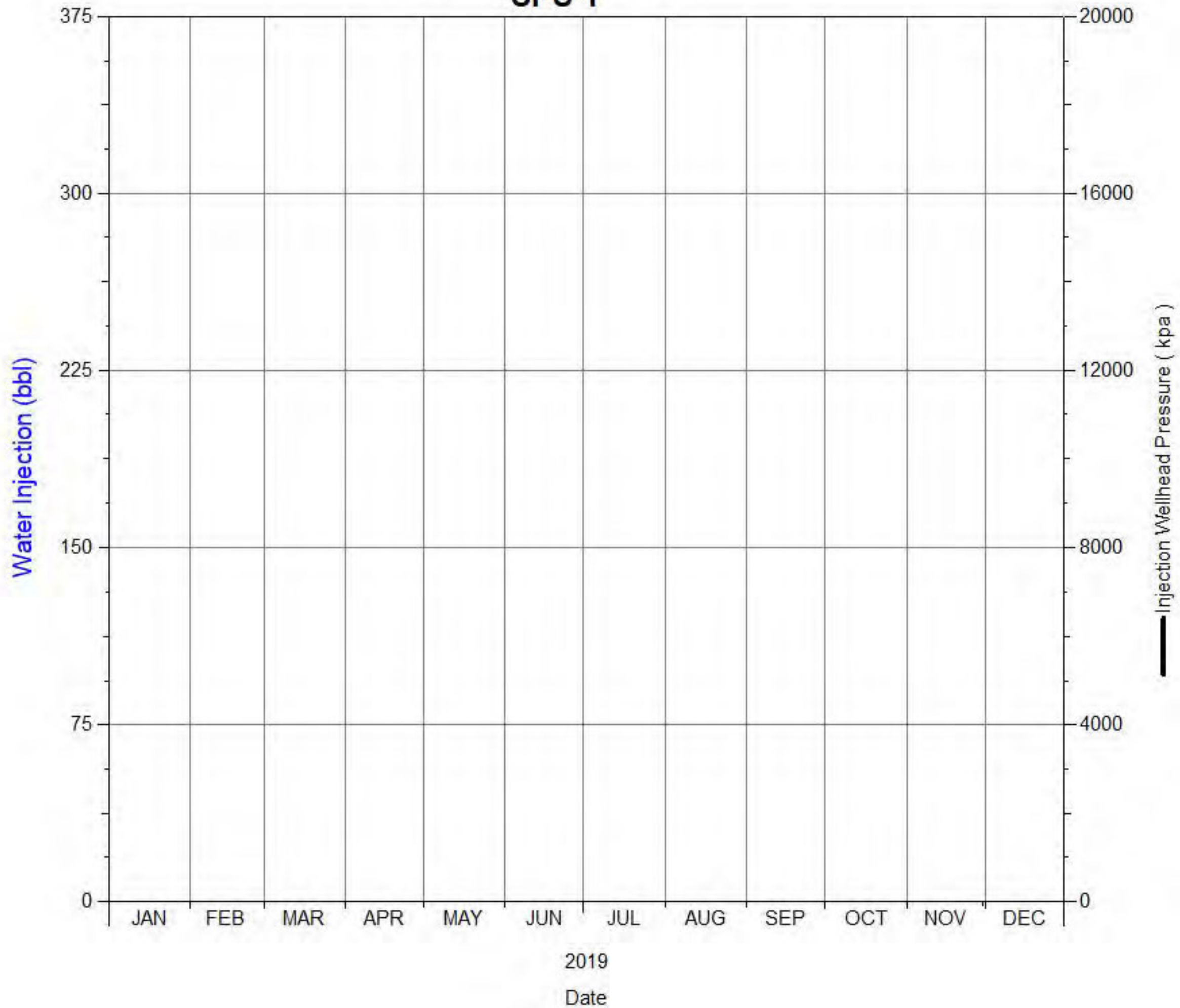
Daily Injection Rate and Pressure
02/16-09-002-29W1/0
SPU 1



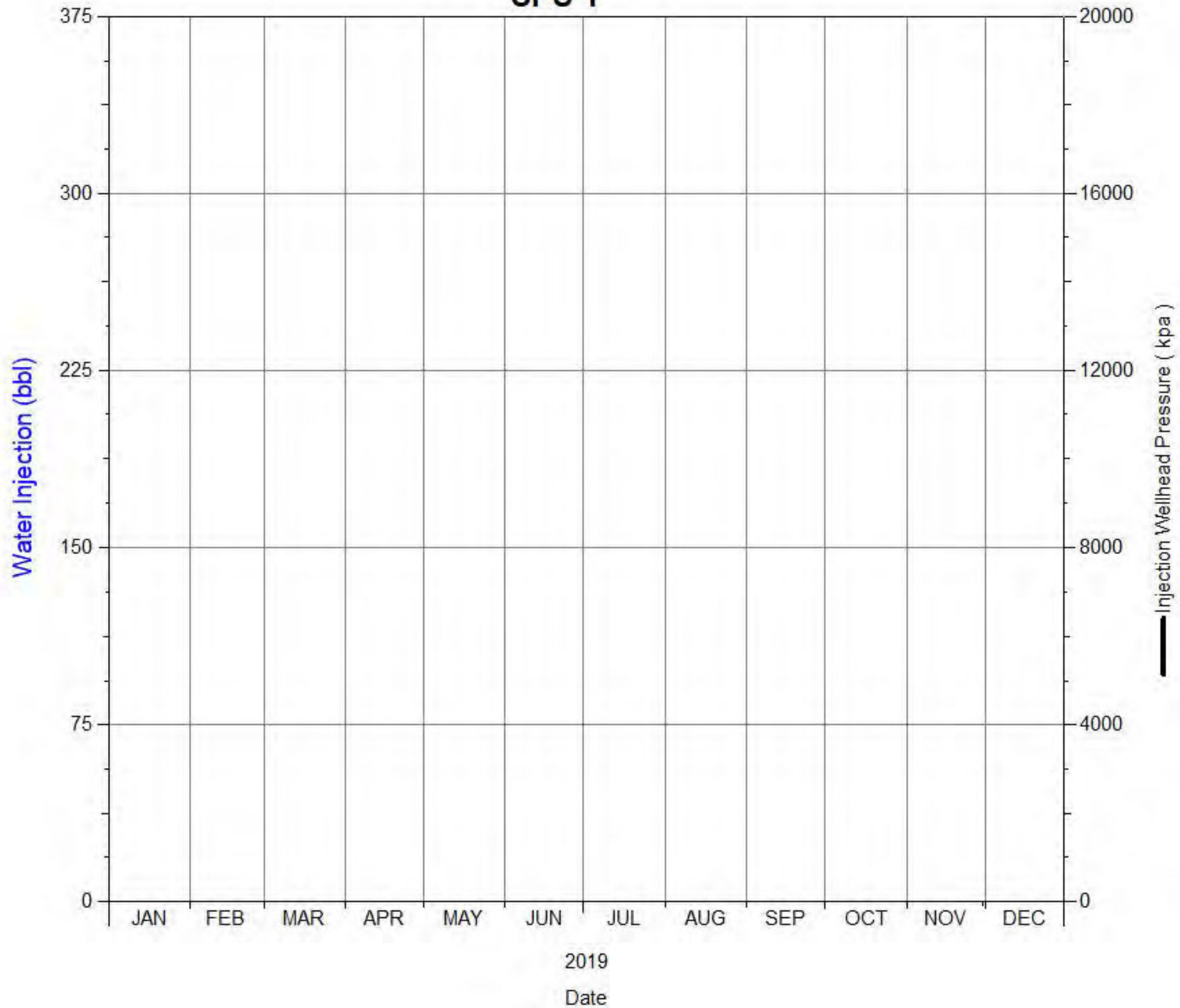
Daily Injection Rate and Pressure
03/01-18-002-29W1/0
SPU 1



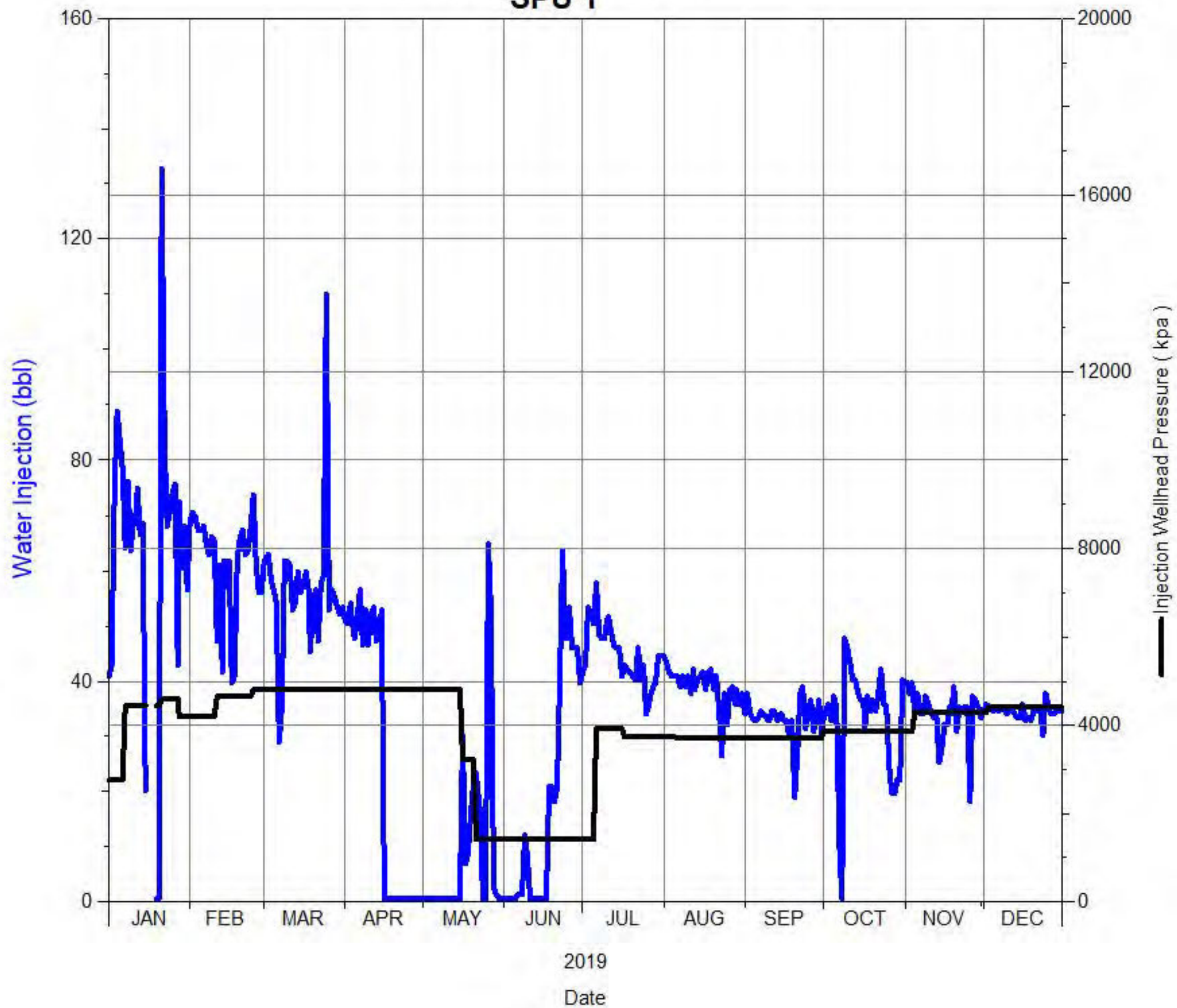
Daily Injection Rate and Pressure
03/02-09-002-29W1/0
SPU 1



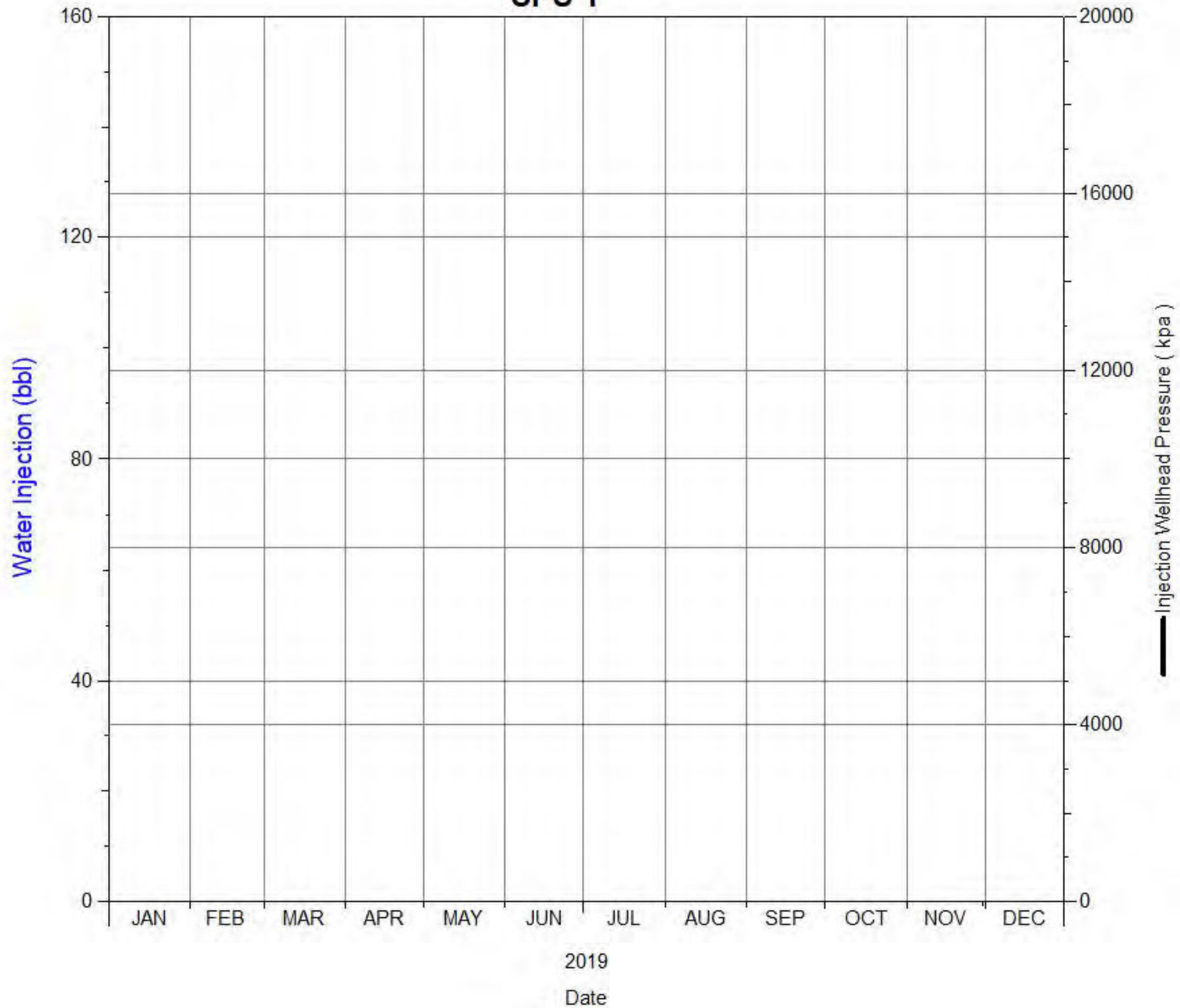
Daily Injection Rate and Pressure
03/03-08-002-29W1/0
SPU 1



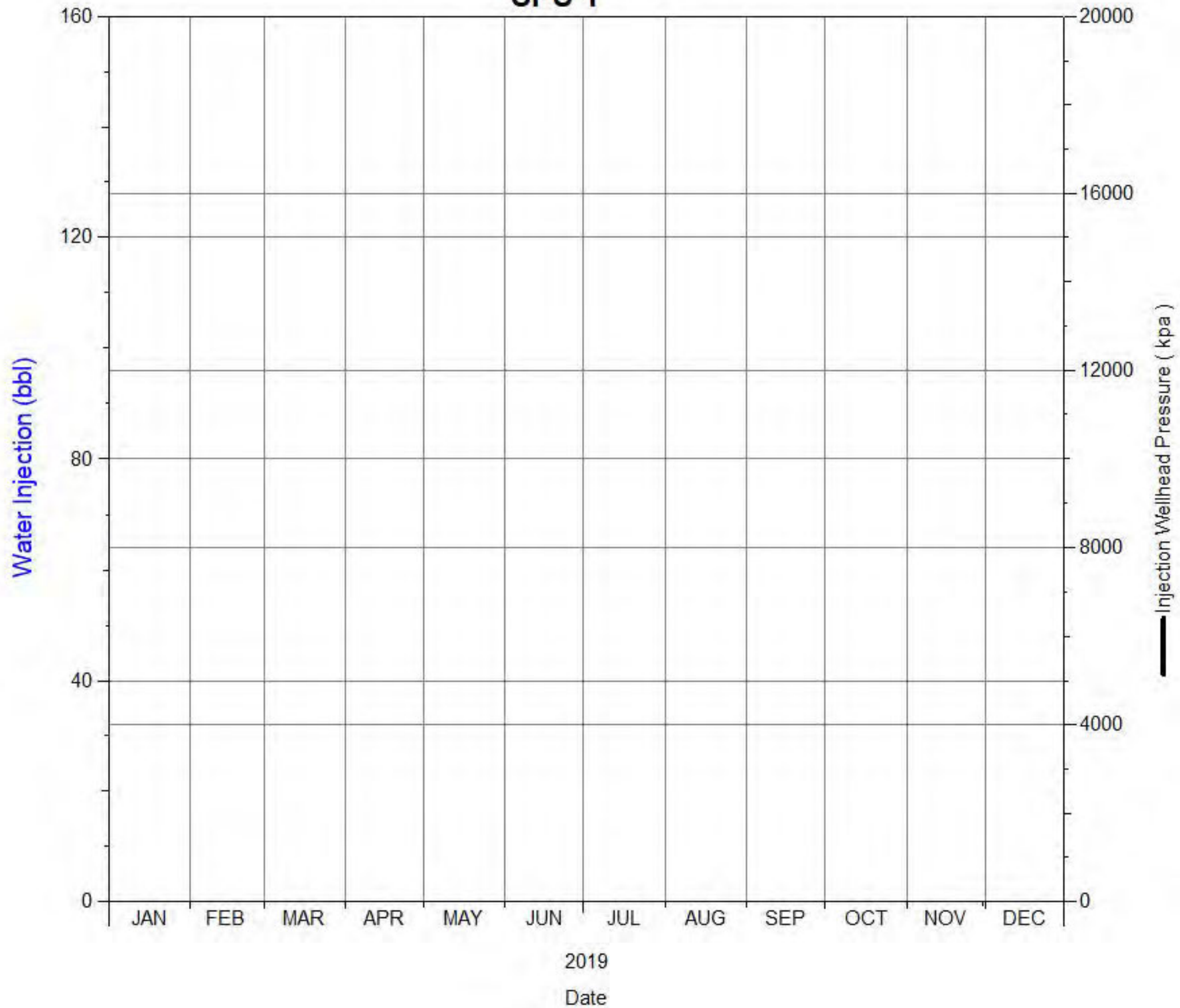
Daily Injection Rate and Pressure
03/03-16-002-29W1/0
SPU 1



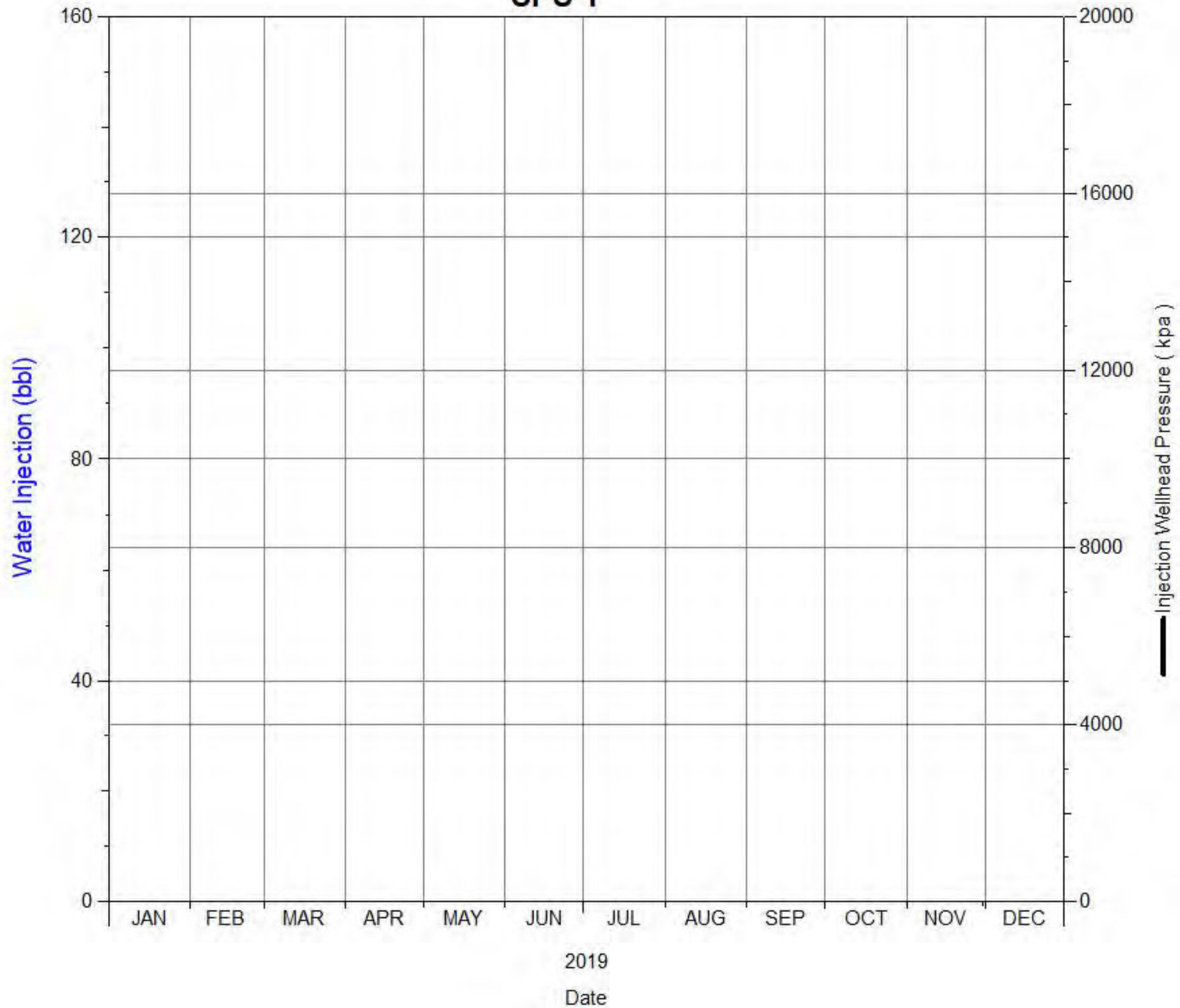
Daily Injection Rate and Pressure
03/05-15-002-29W1/0
SPU 1



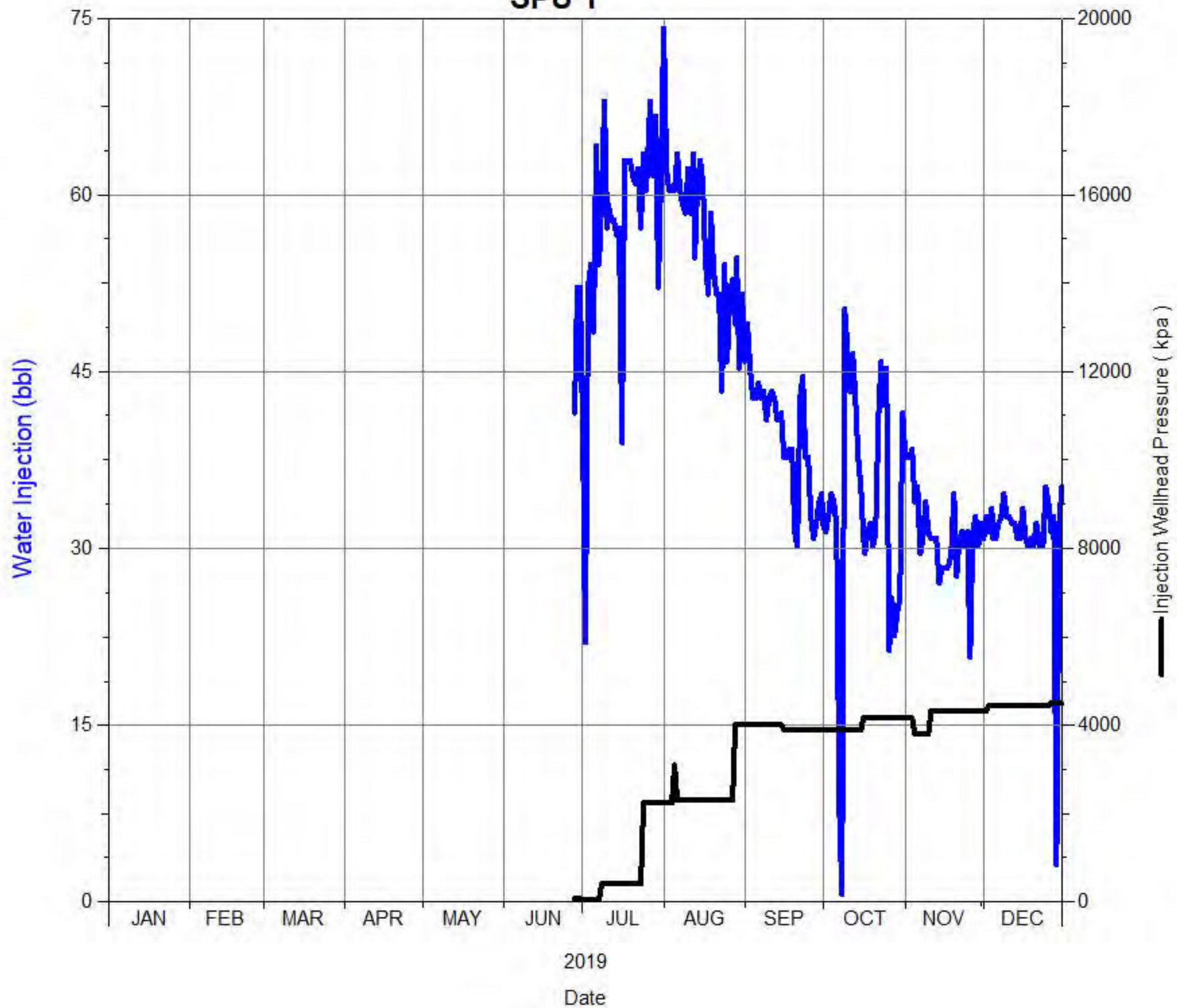
Daily Injection Rate and Pressure
03/06-08-002-29W1/0
SPU 1



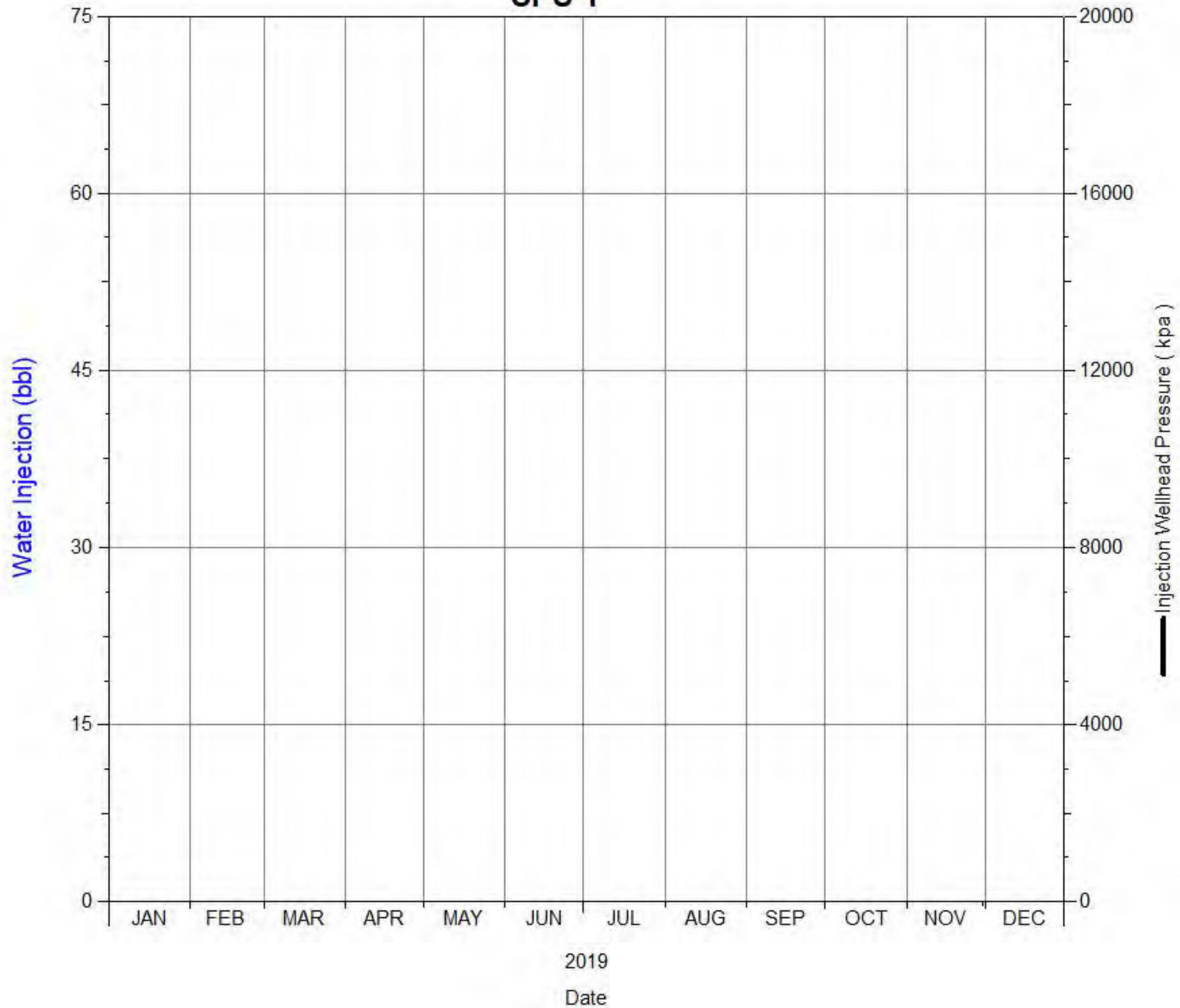
Daily Injection Rate and Pressure
03/08-09-002-29W1/0
SPU 1



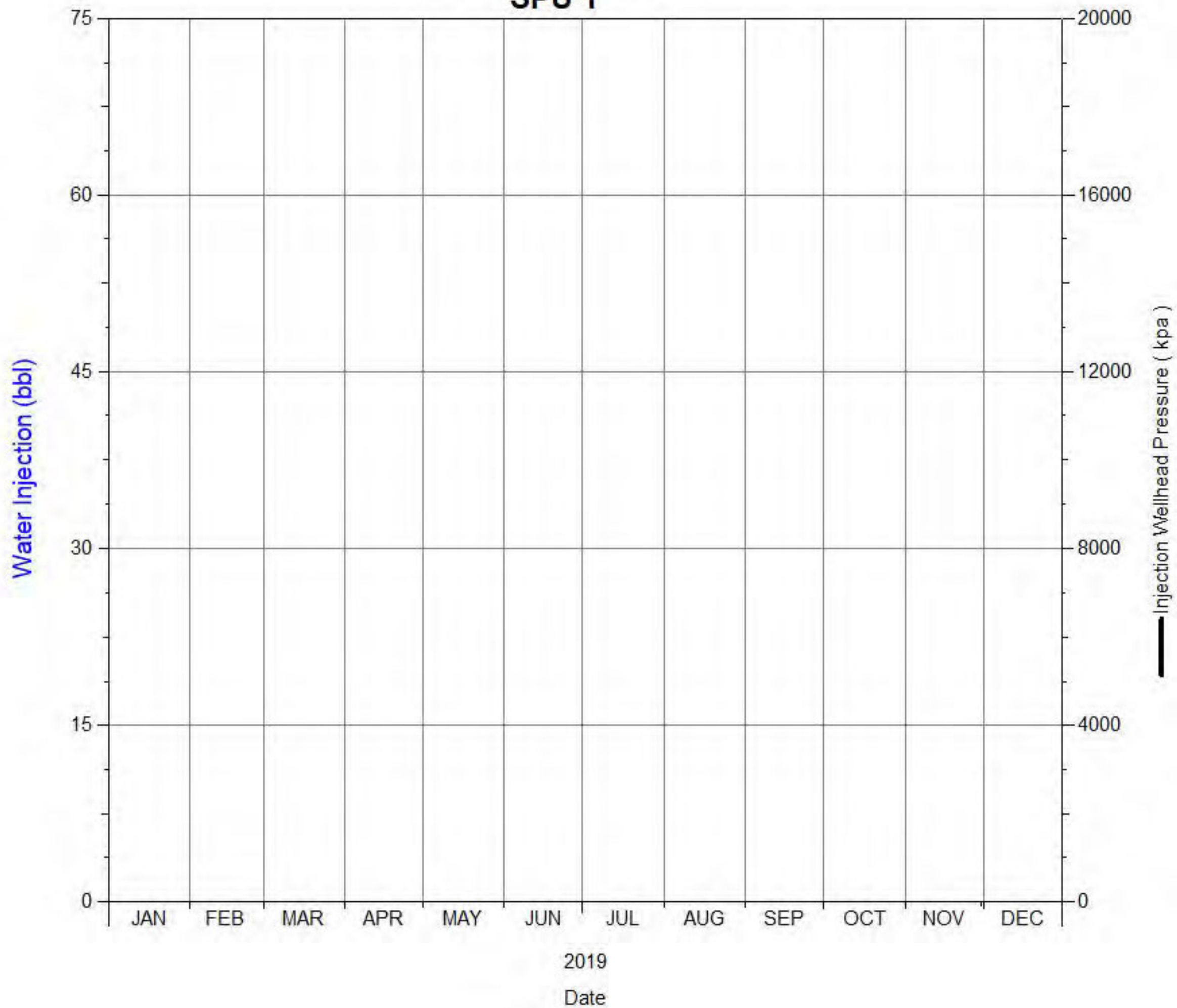
Daily Injection Rate and Pressure
03/11-08-002-29W1/0
SPU 1



Daily Injection Rate and Pressure
03/12-08-002-29W1/0
SPU 1



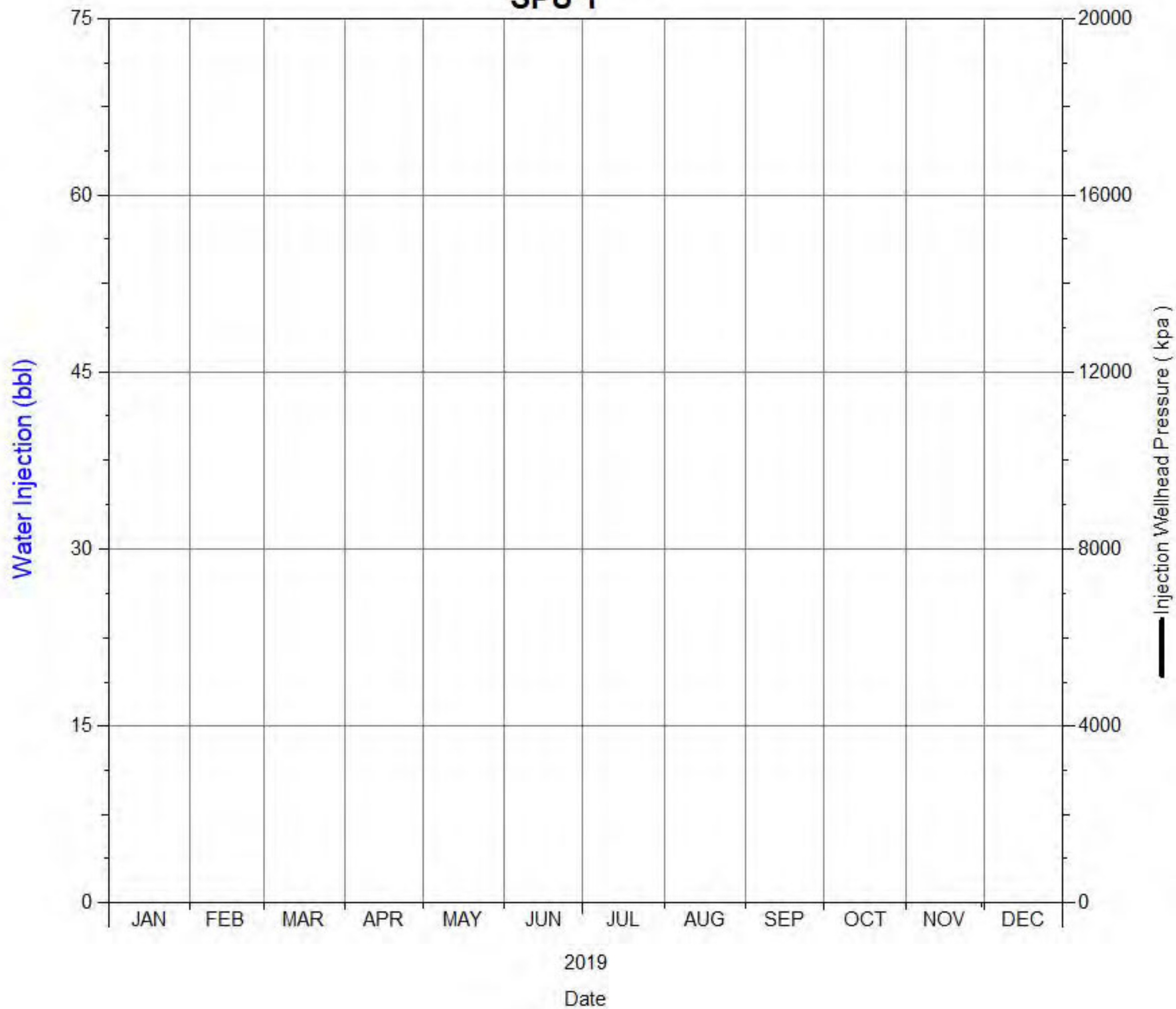
Daily Injection Rate and Pressure
03/13-08-002-29W1/0
SPU 1



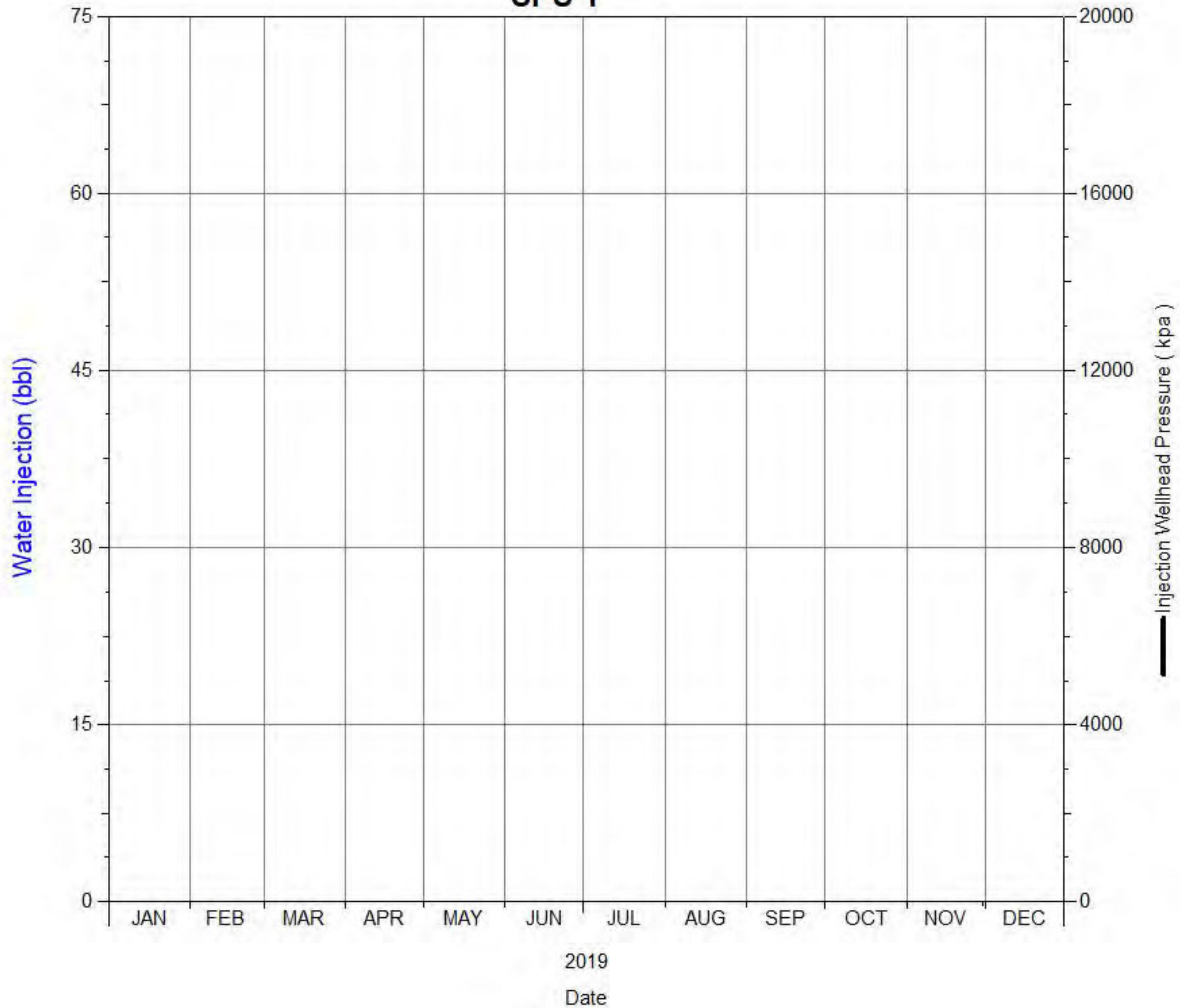
Daily Injection Rate and Pressure

03/13-09-002-29W1/0

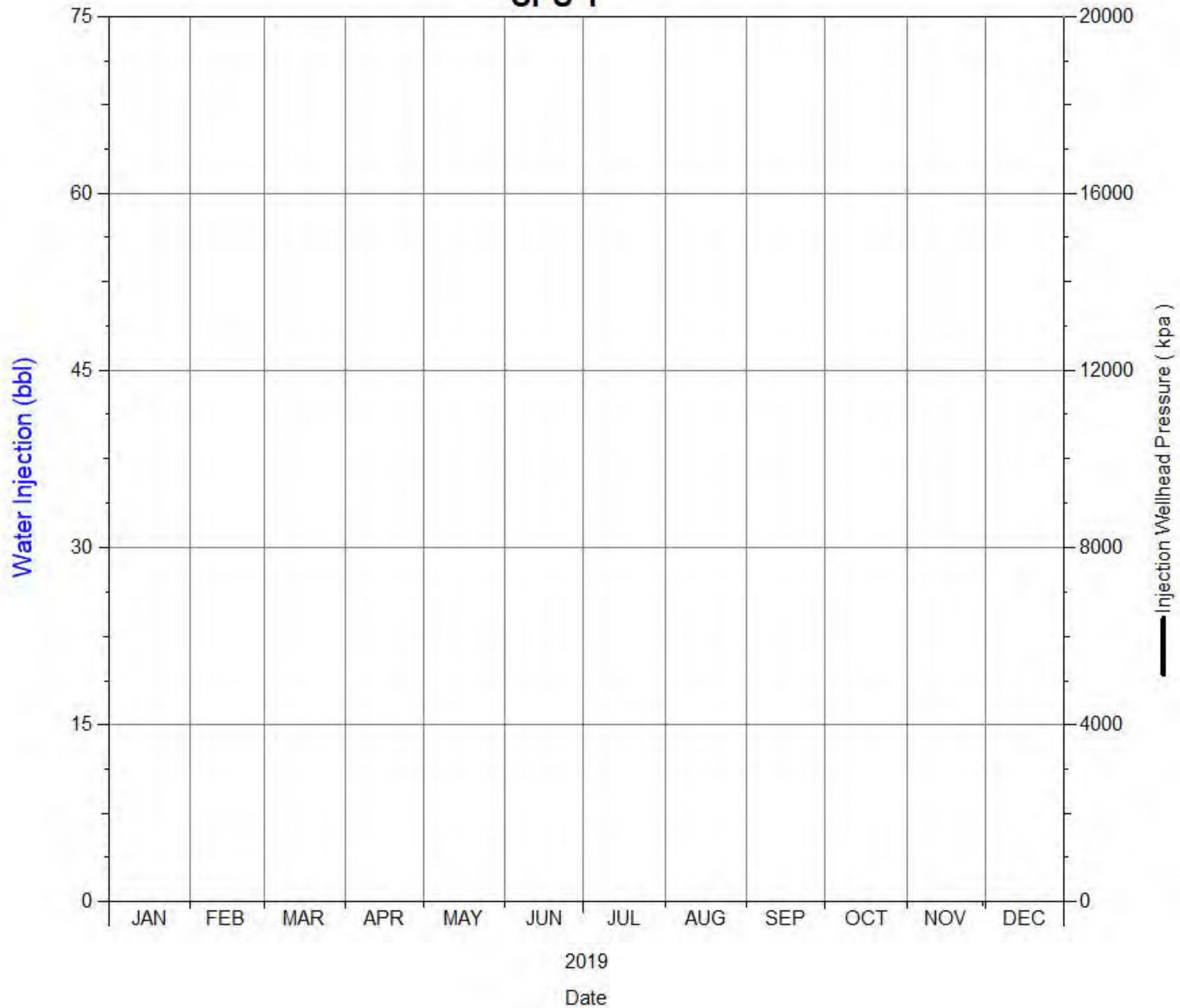
SPU 1



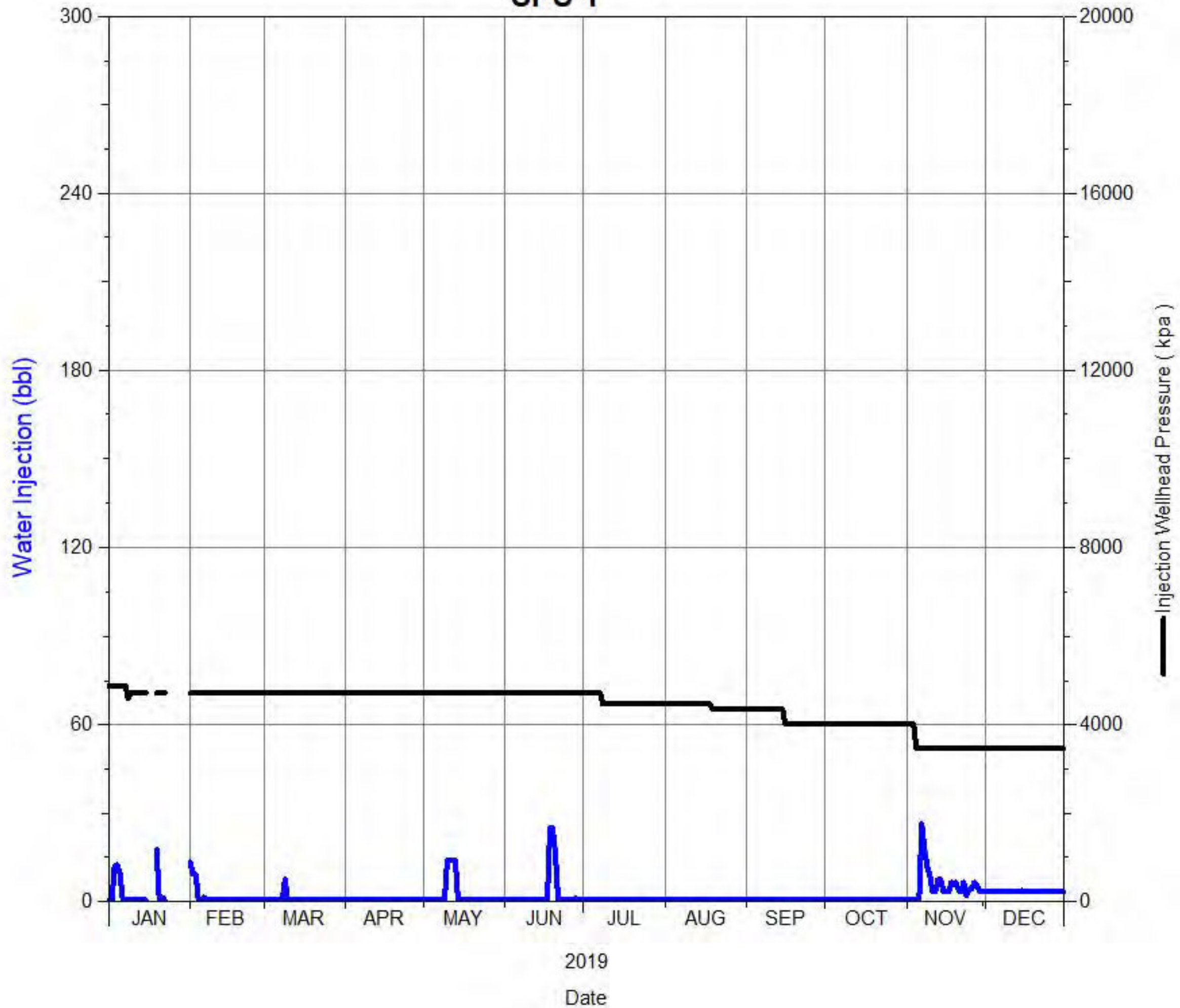
Daily Injection Rate and Pressure
03/13-16-002-29W1/0
SPU 1



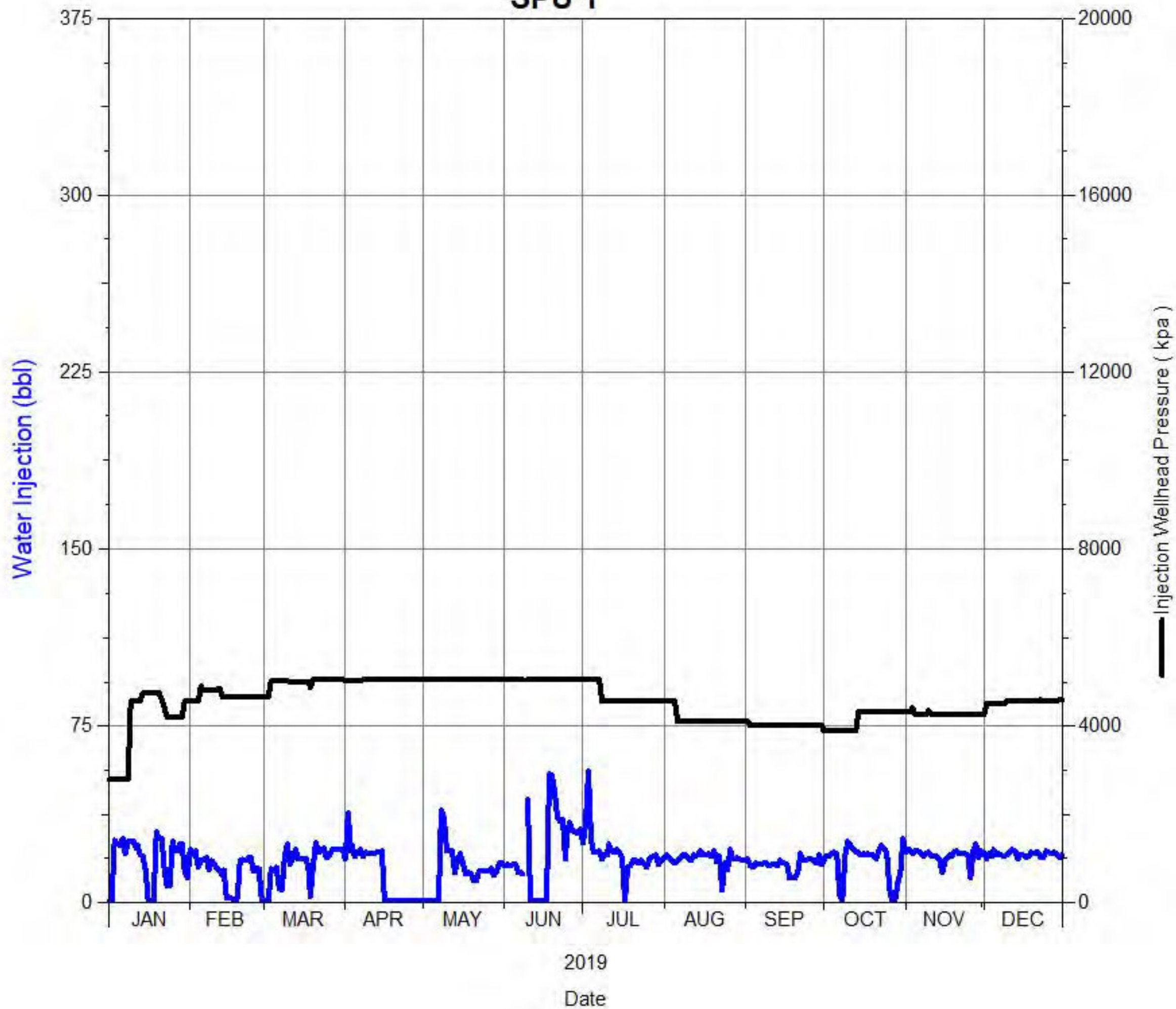
Daily Injection Rate and Pressure
03/15-09-002-29W1/0
SPU 1



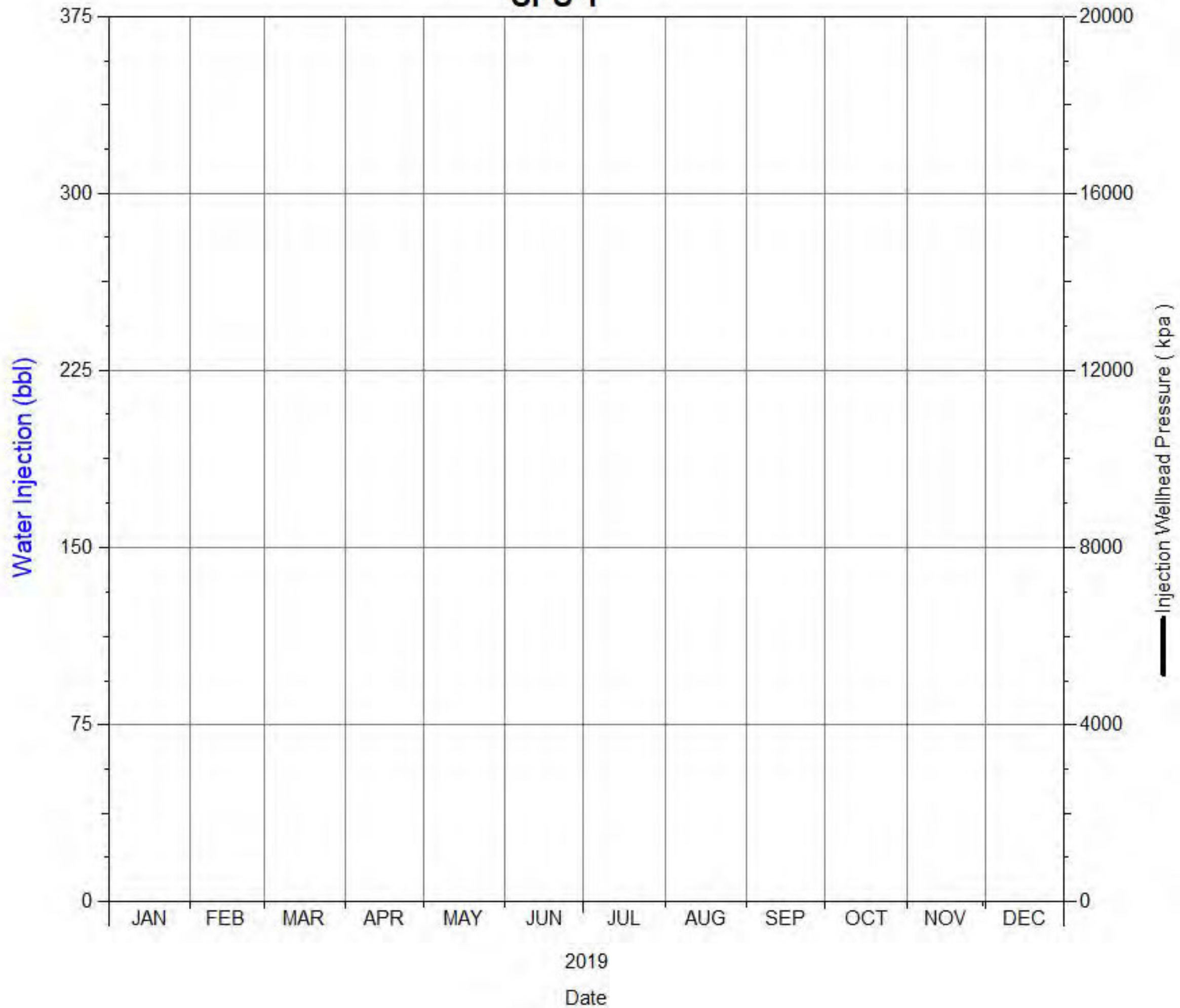
Daily Injection Rate and Pressure
03/15-16-002-29W1/0
SPU 1



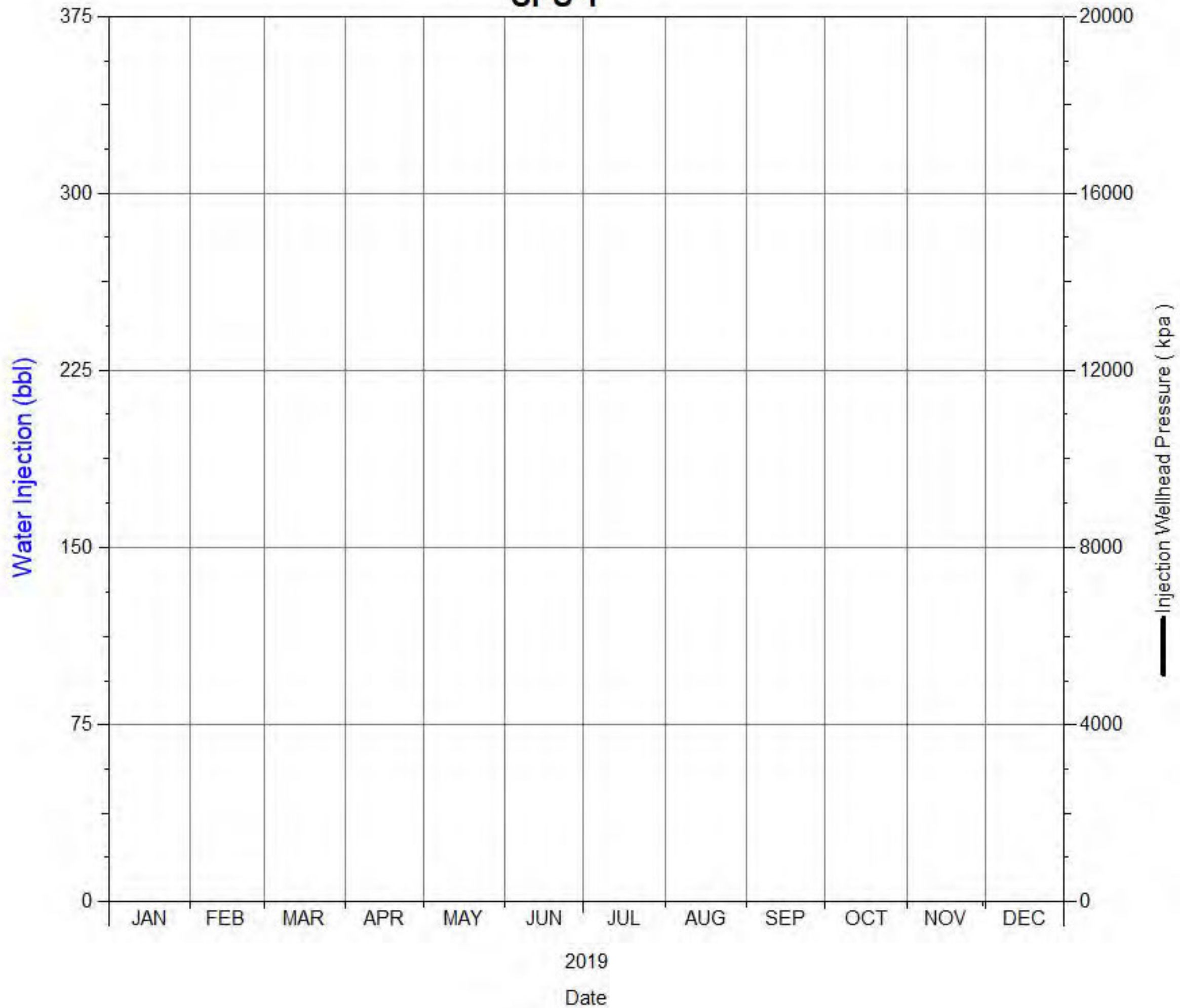
Daily Injection Rate and Pressure
03/16-09-002-29W1/0
SPU 1



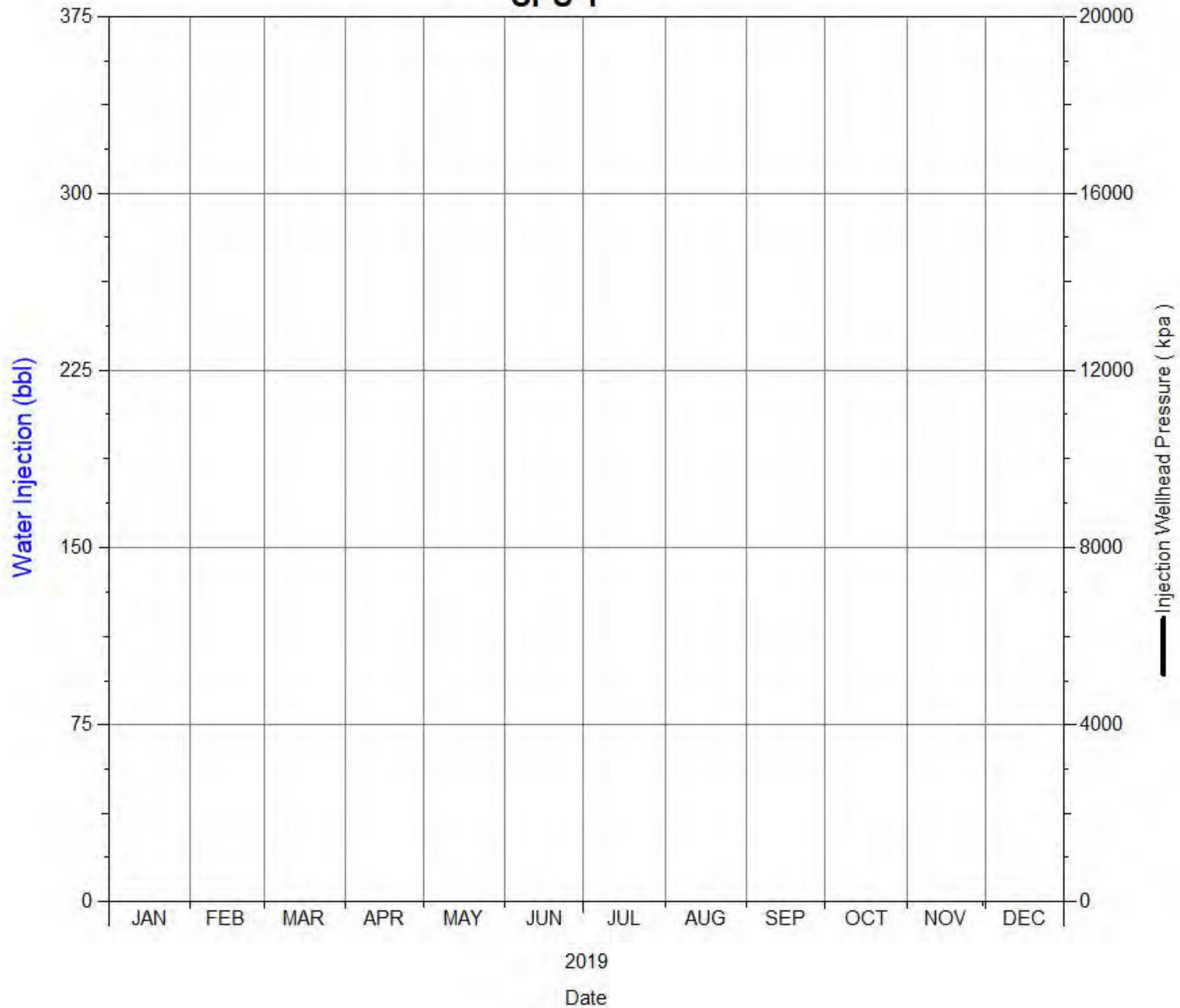
Daily Injection Rate and Pressure
04/05-09-002-29W1/0
SPU 1



Daily Injection Rate and Pressure
04/05-15-002-29W1/0
SPU 1



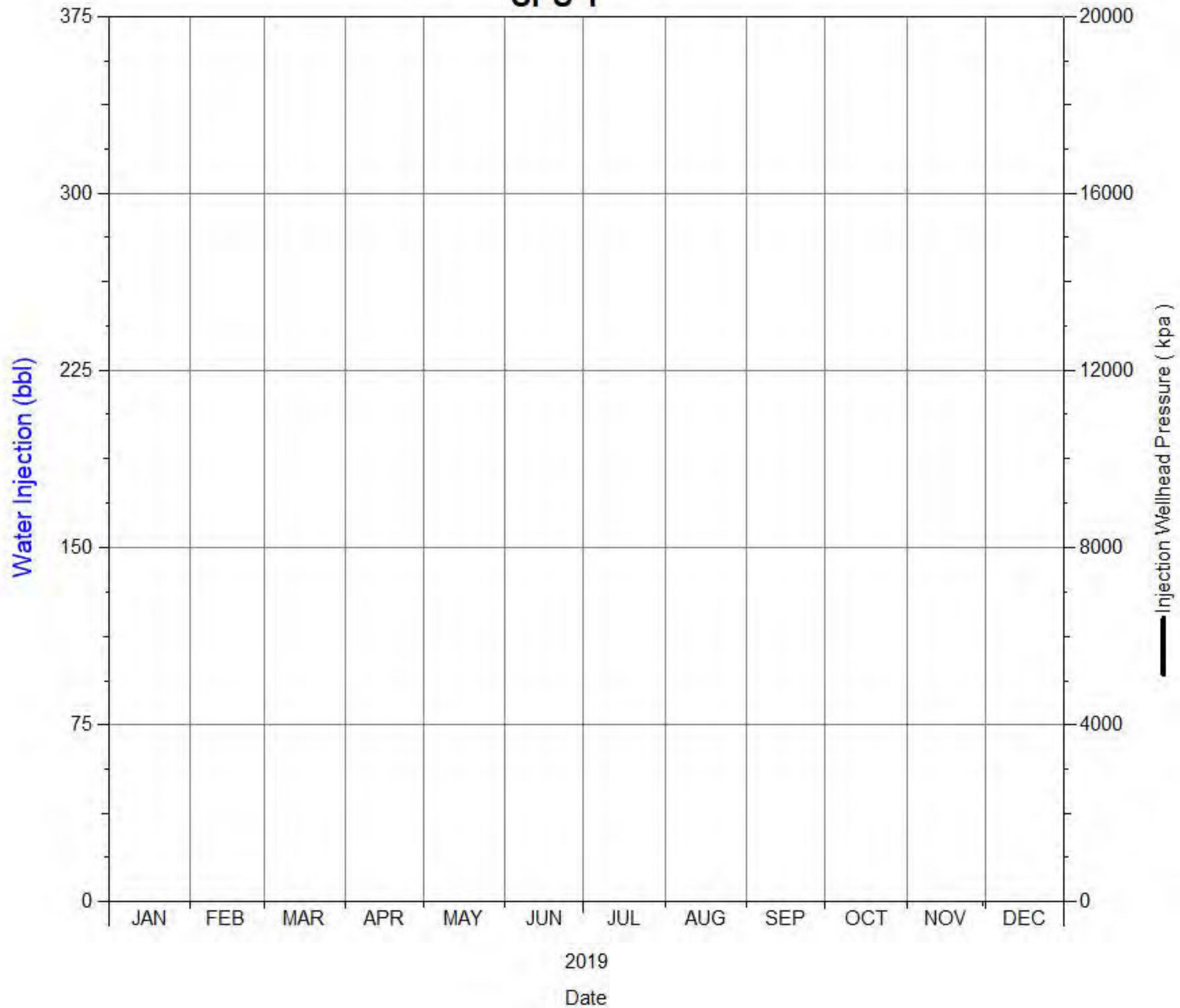
Daily Injection Rate and Pressure
04/13-09-002-29W1/0
SPU 1



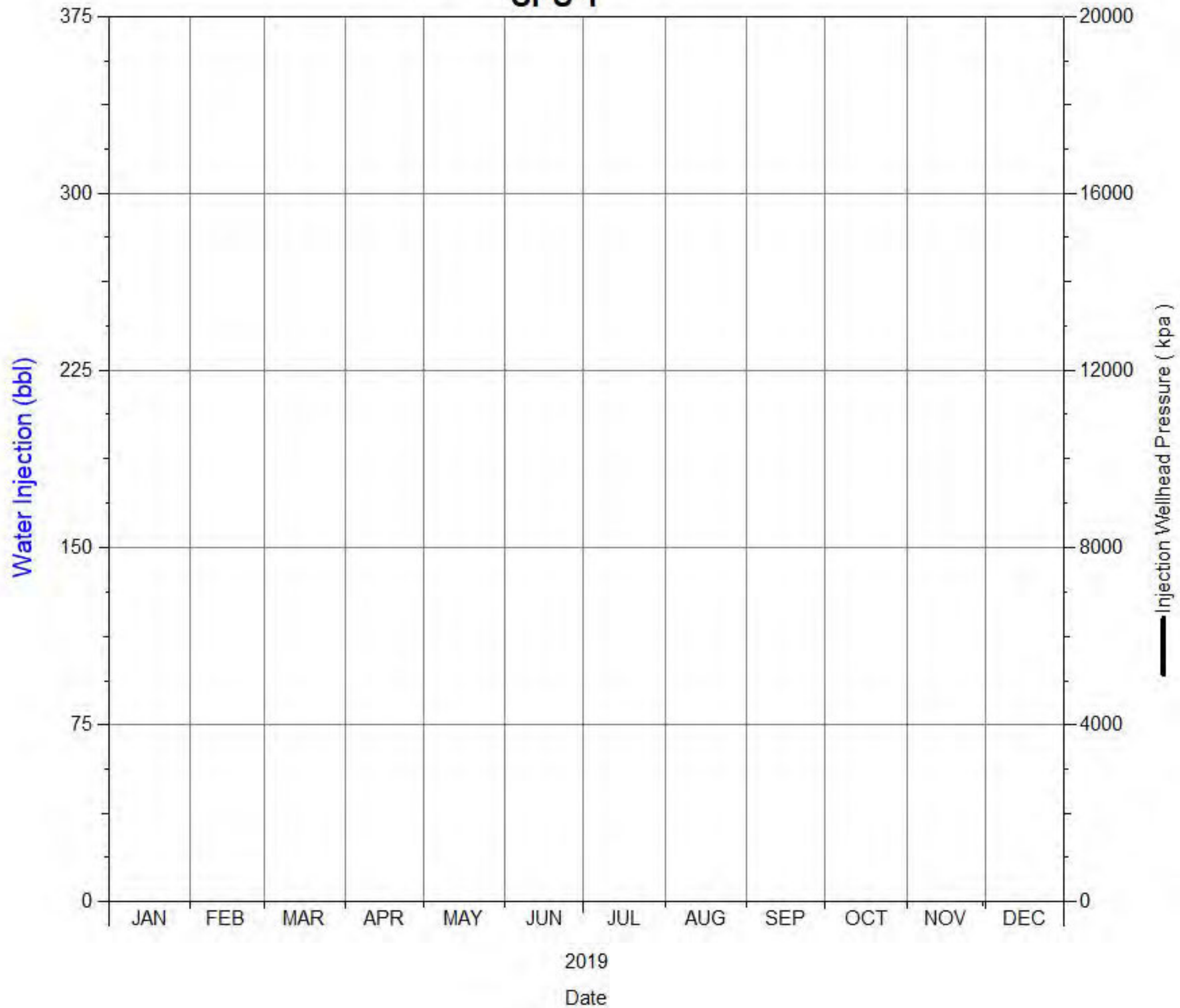
Daily Injection Rate and Pressure

04/15-16-002-29W1/0

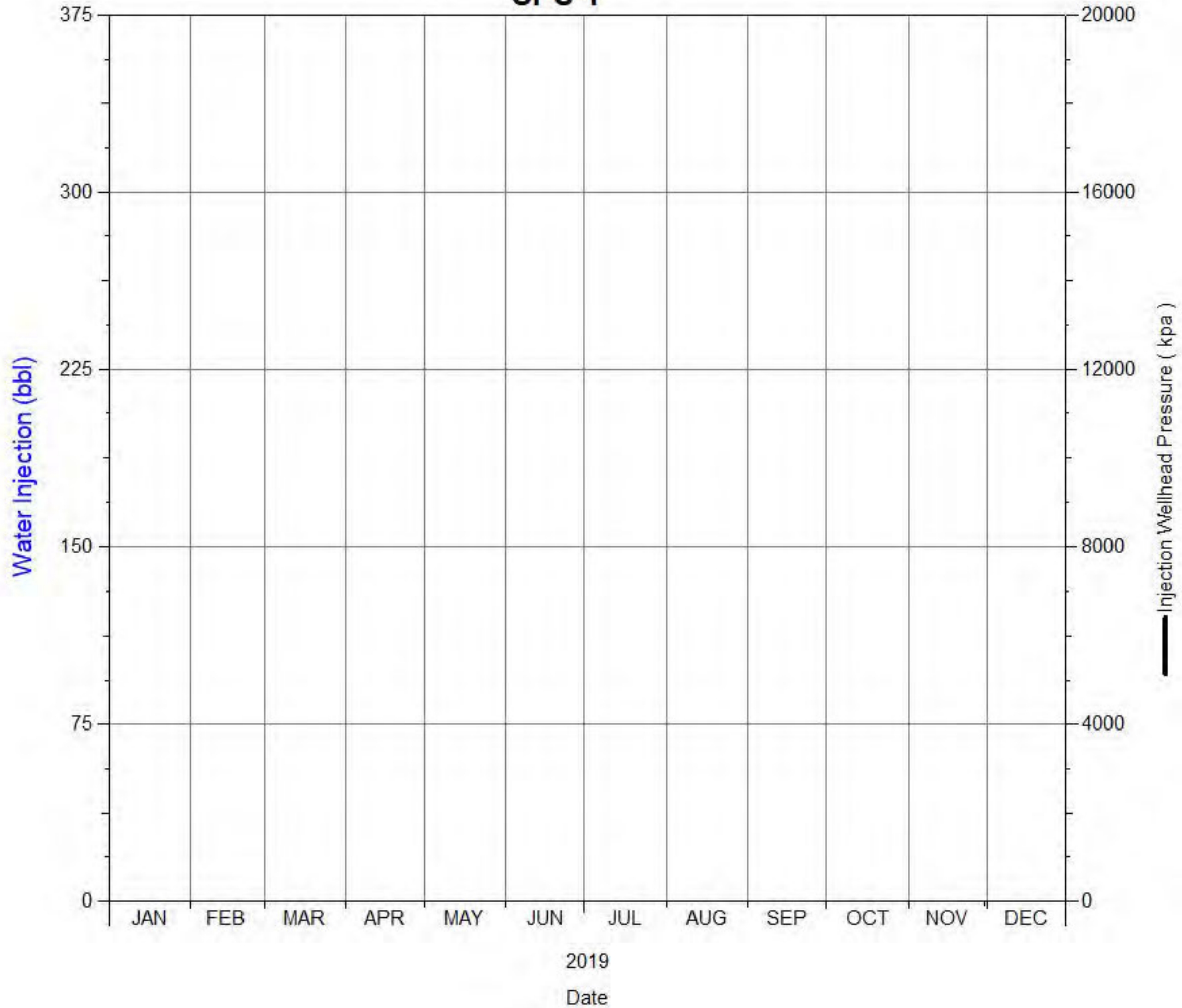
SPU 1



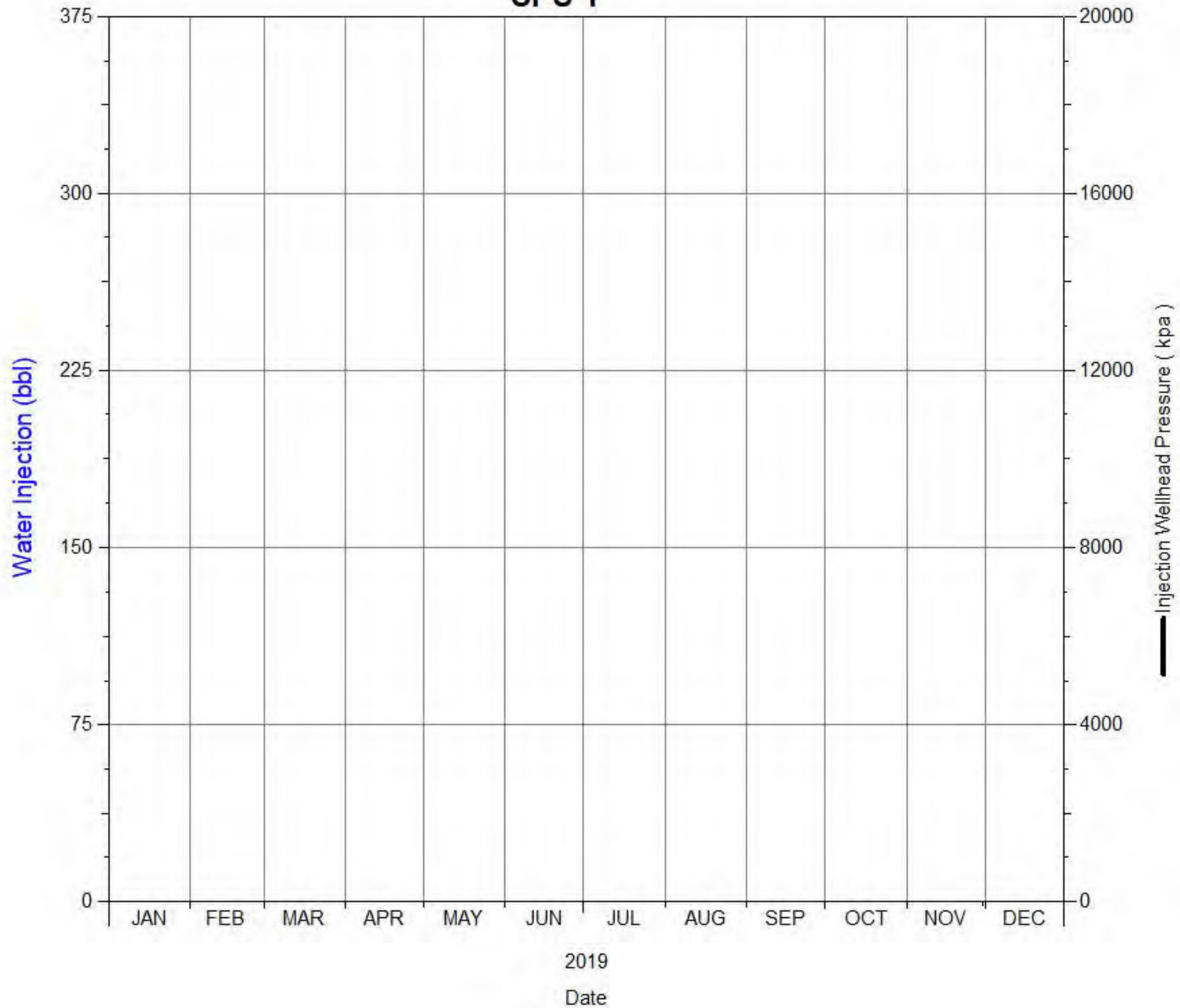
Daily Injection Rate and Pressure
04/16-09-002-29W1/0
SPU 1



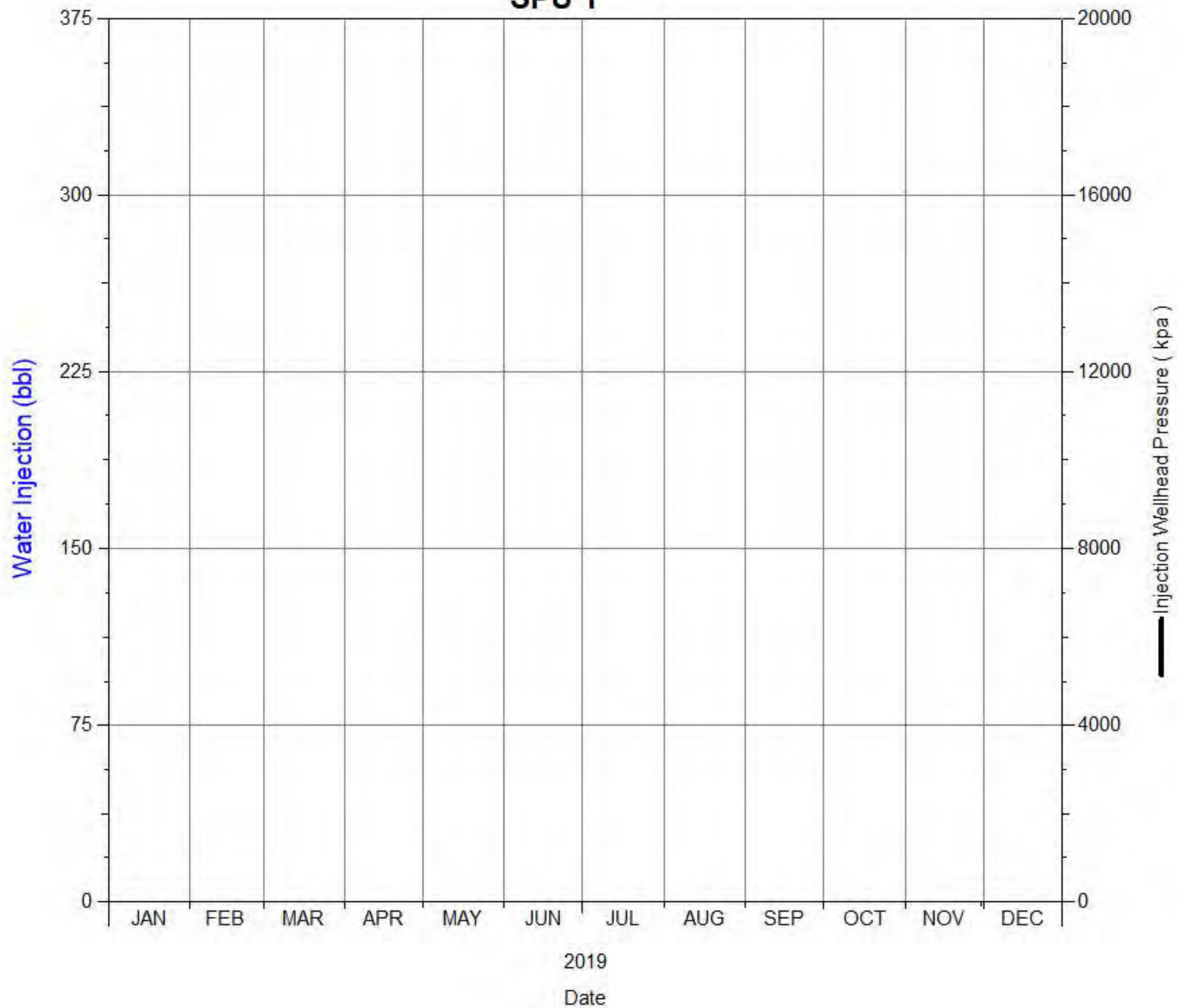
Daily Injection Rate and Pressure
05/05-15-002-29W1/0
SPU 1



Daily Injection Rate and Pressure
05/15-16-002-29W1/0
SPU 1



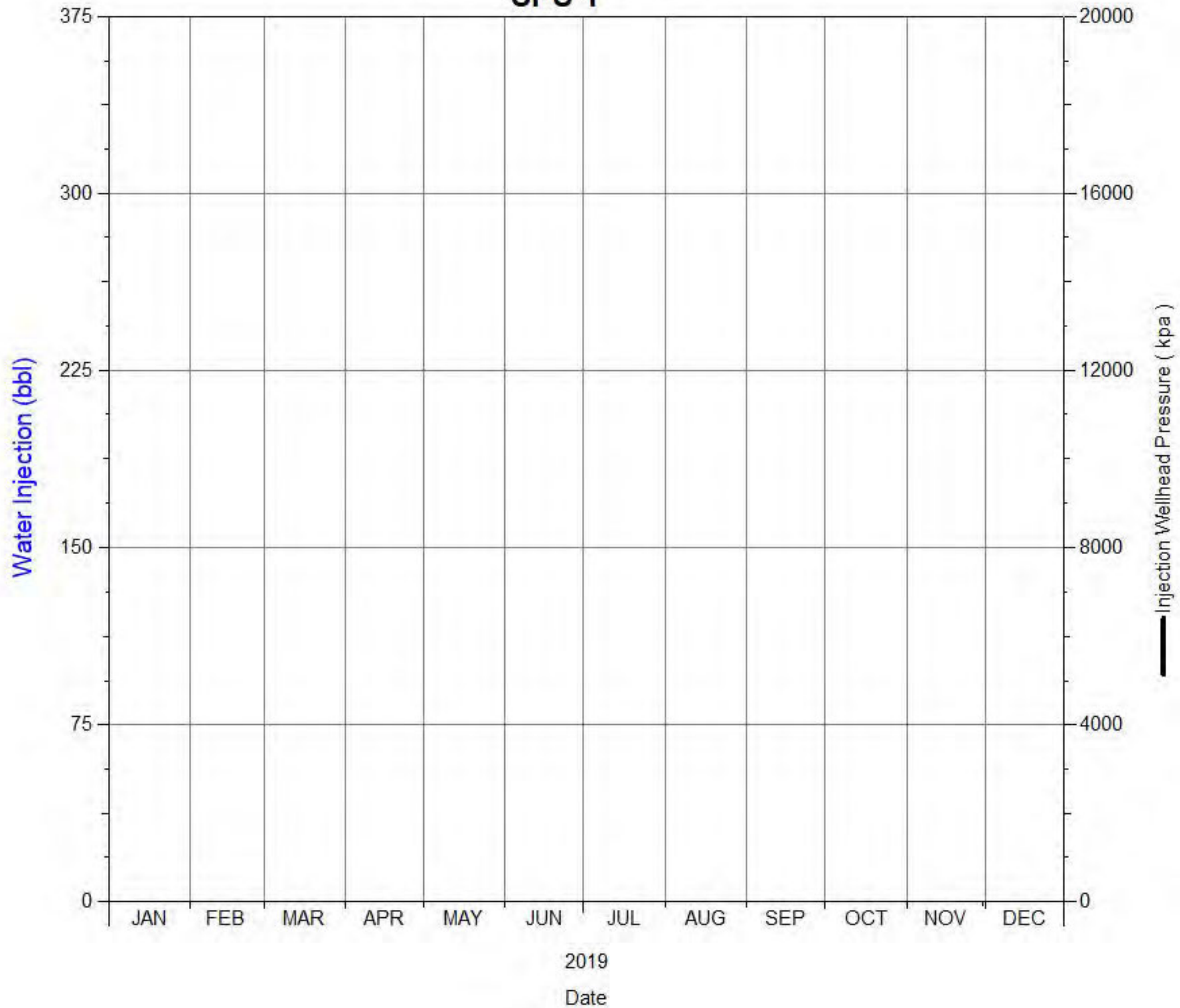
Daily Injection Rate and Pressure
06/05-15-002-29W1/0
SPU 1



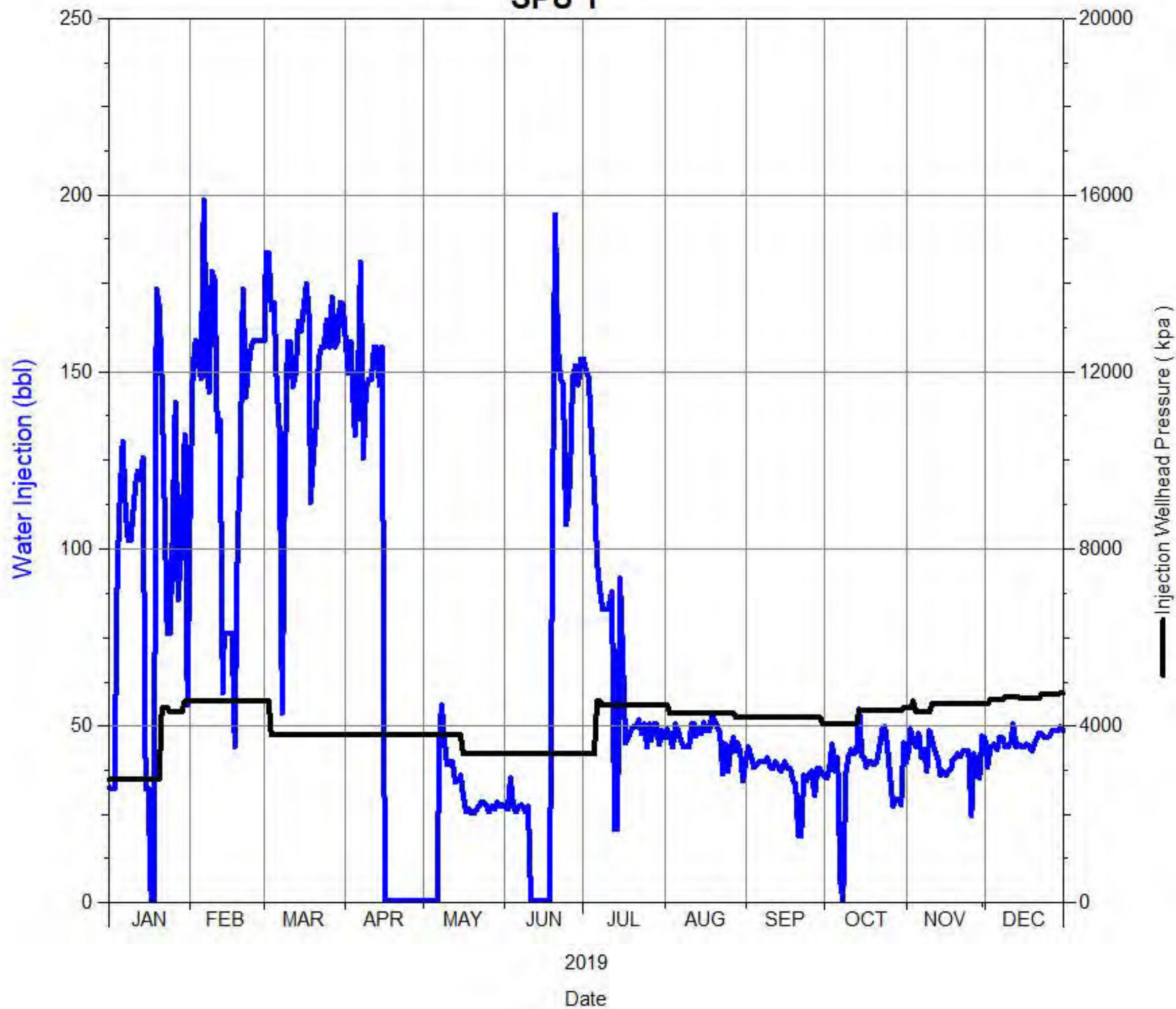
Daily Injection Rate and Pressure

A0/04-09-002-29W1/0

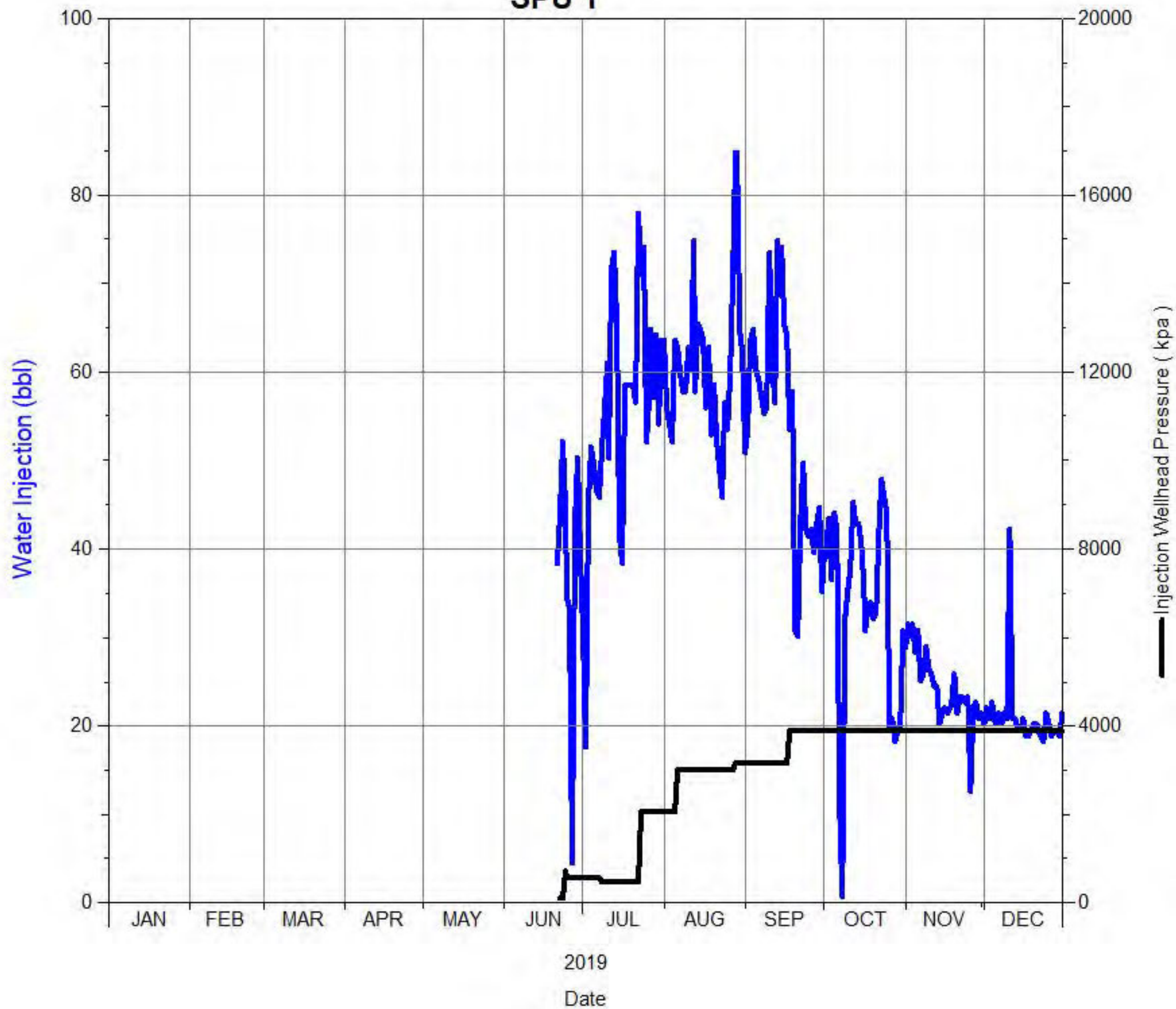
SPU 1



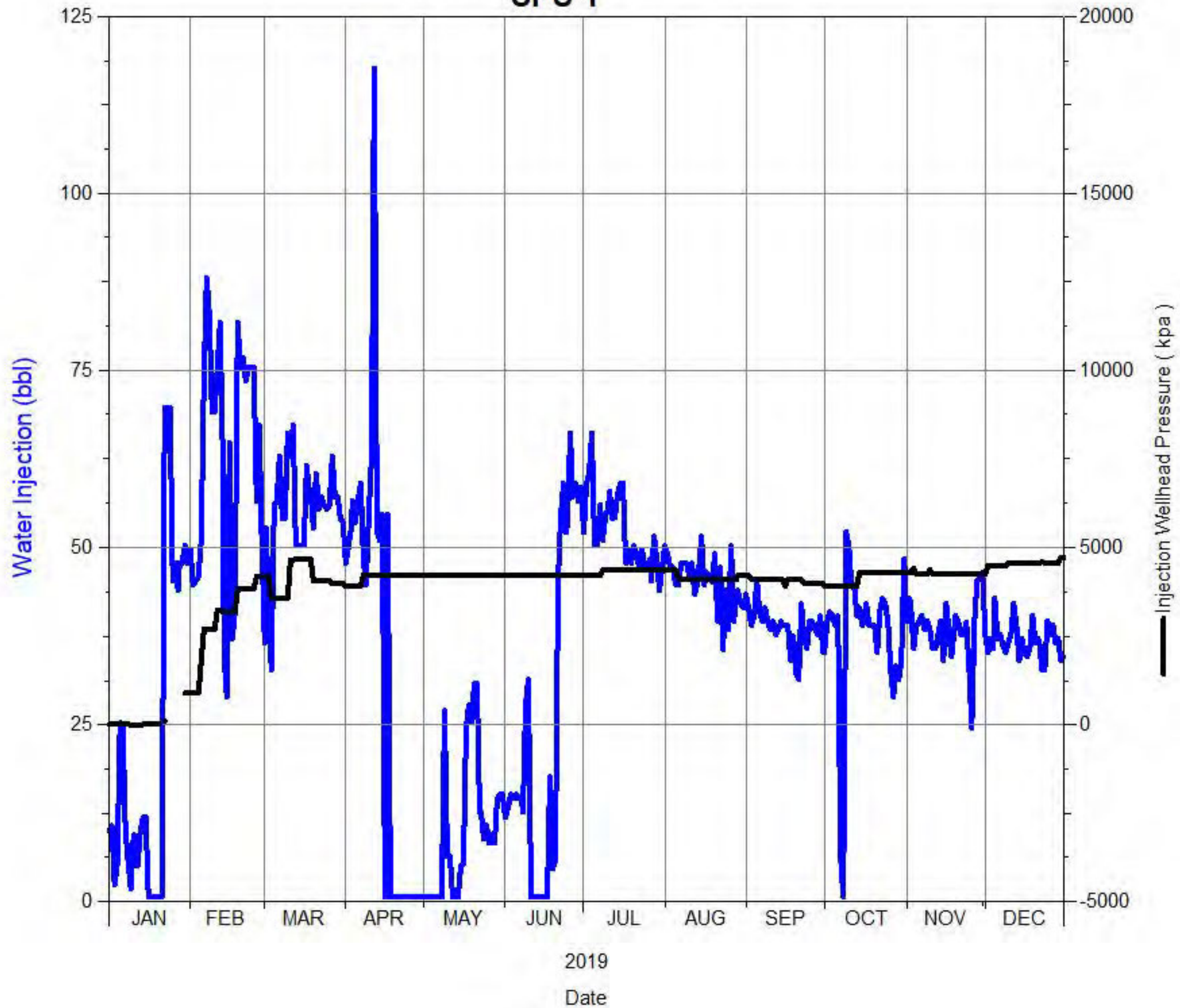
Daily Injection Rate and Pressure
A0/10-09-002-29W1/0
SPU 1



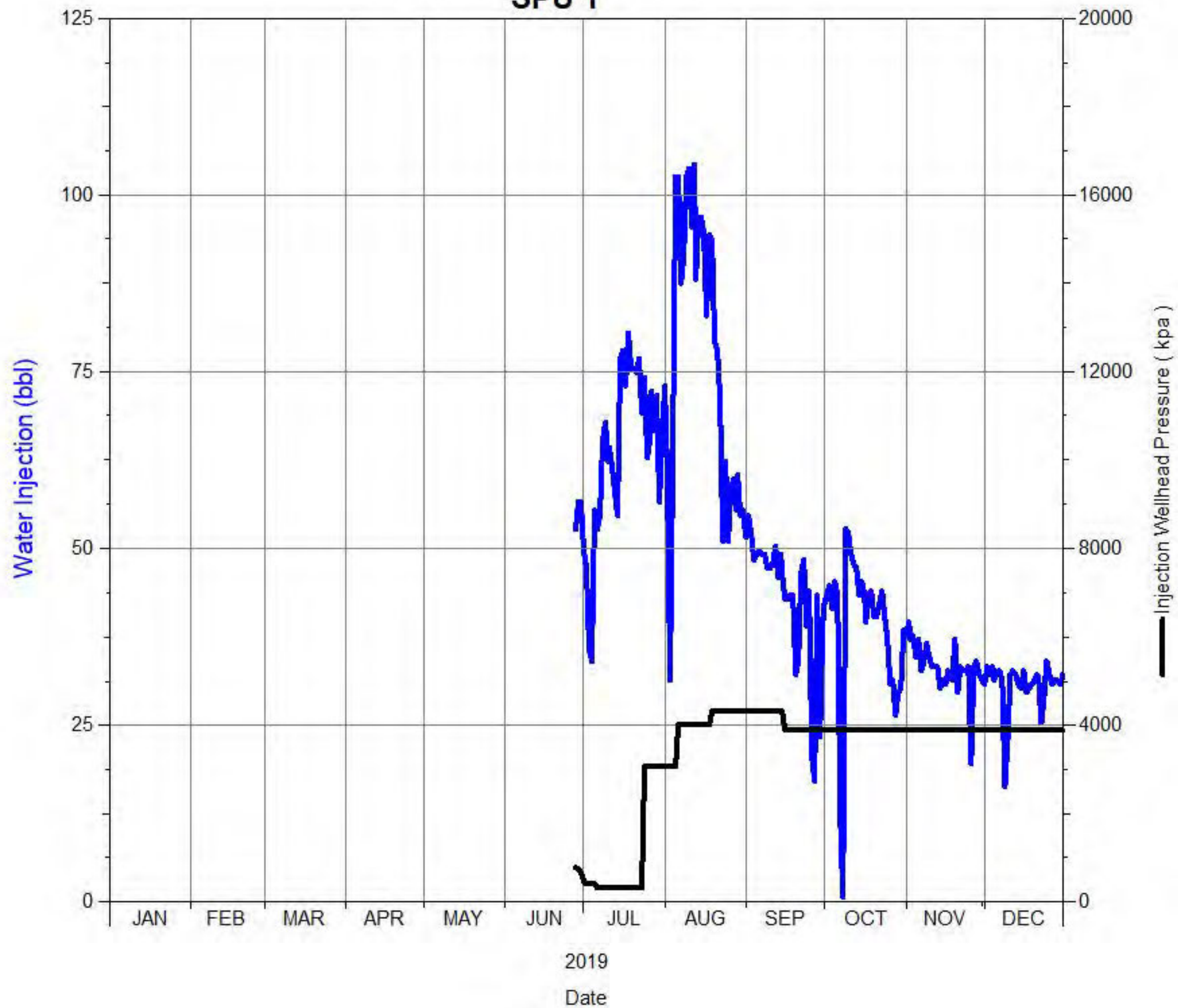
Daily Injection Rate and Pressure
A0/14-08-002-29W1/0
SPU 1



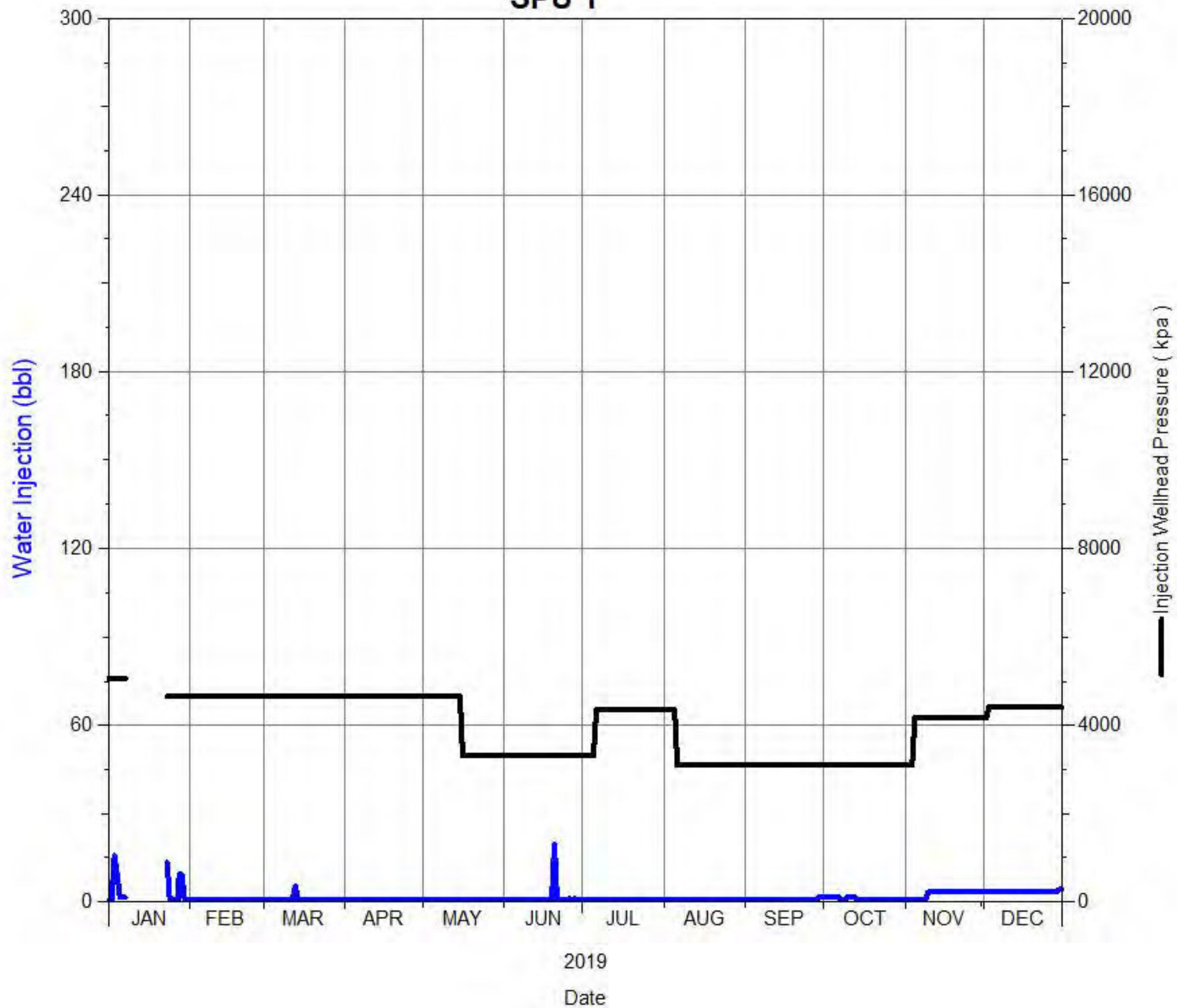
Daily Injection Rate and Pressure
B0/01-09-002-29W1/0
SPU 1



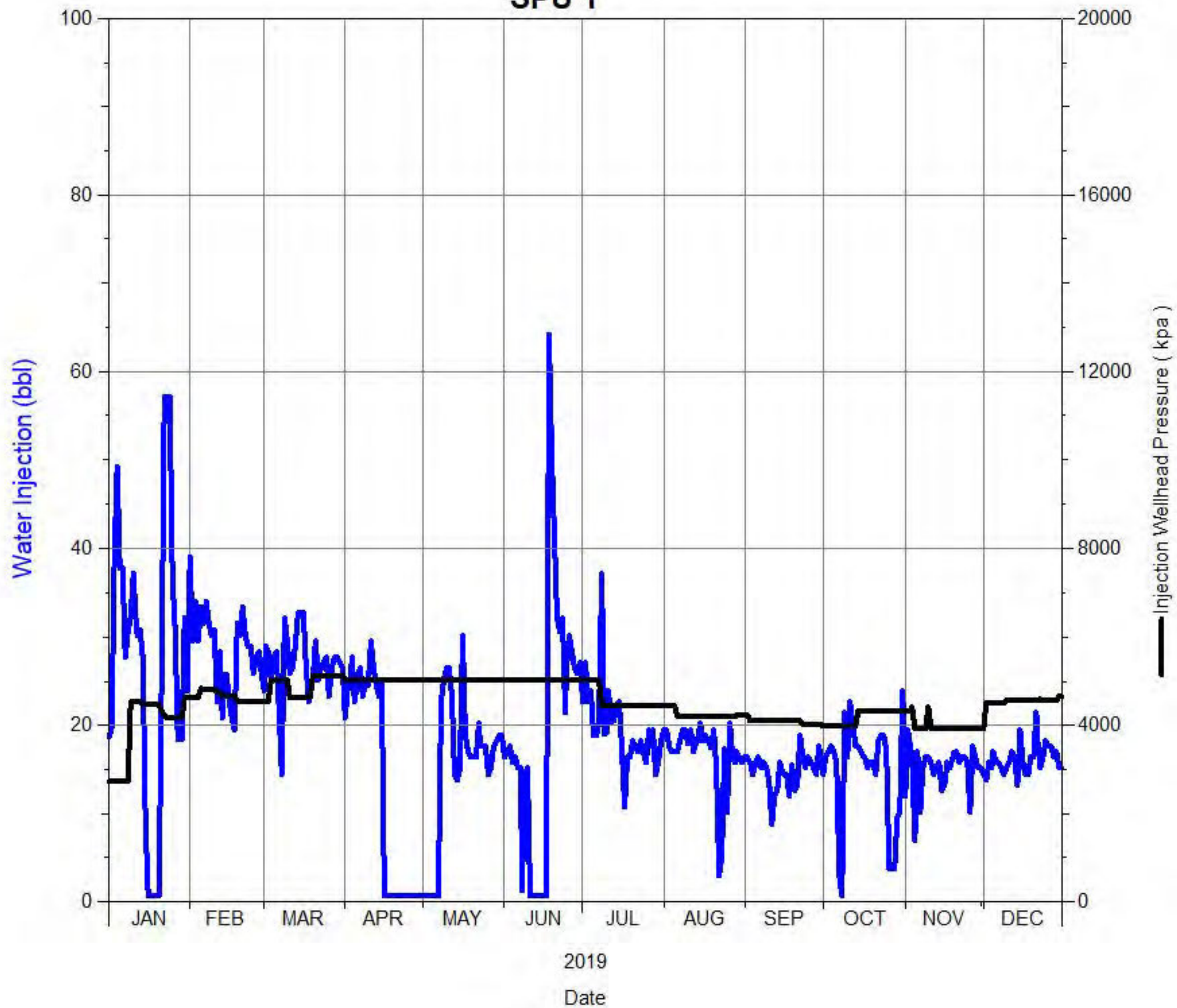
Daily Injection Rate and Pressure
B0/01-17-002-29W1/0
SPU 1



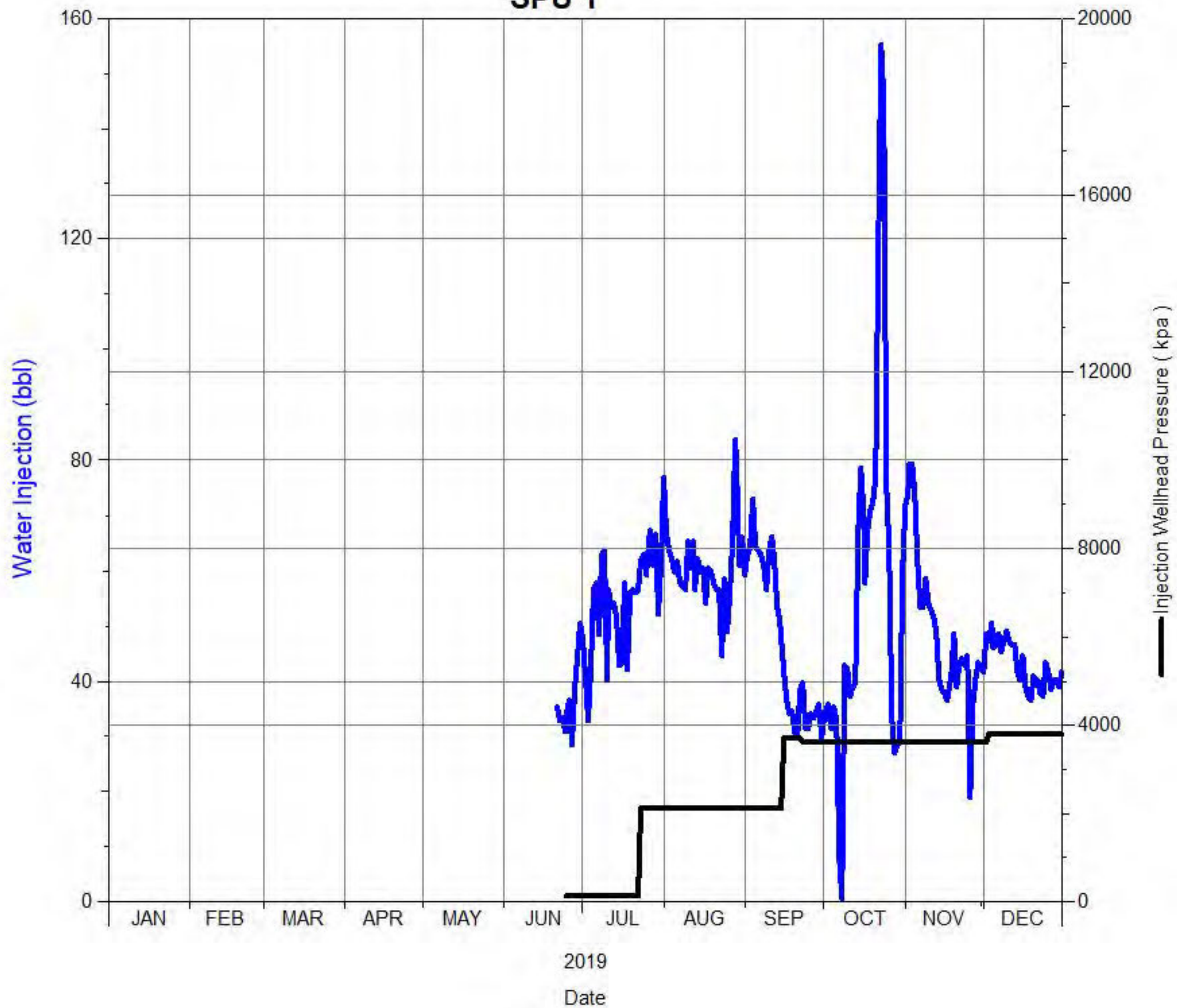
Daily Injection Rate and Pressure
B0/02-17-002-29W1/0
SPU 1



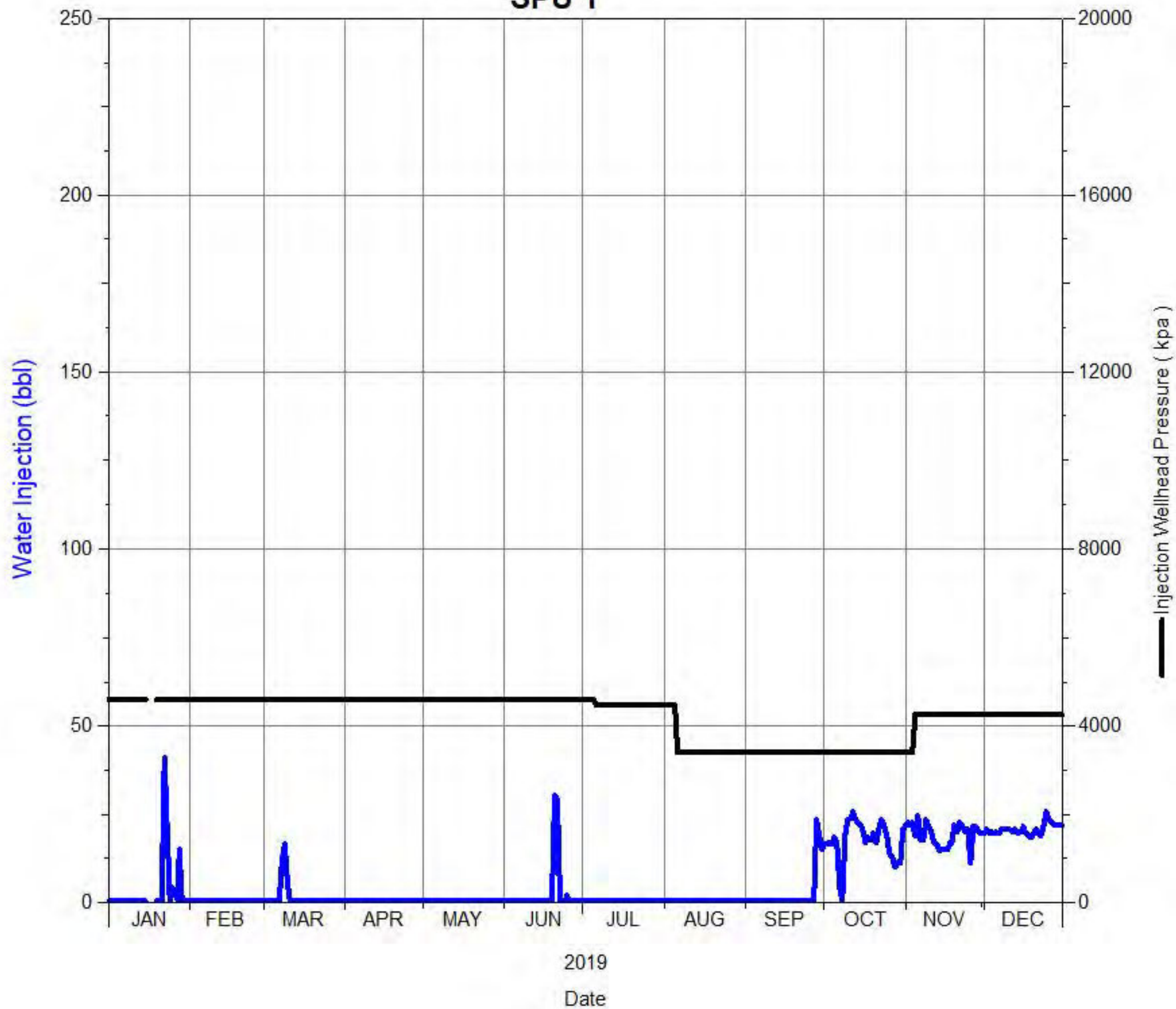
Daily Injection Rate and Pressure
B0/03-09-002-29W1/0
SPU 1



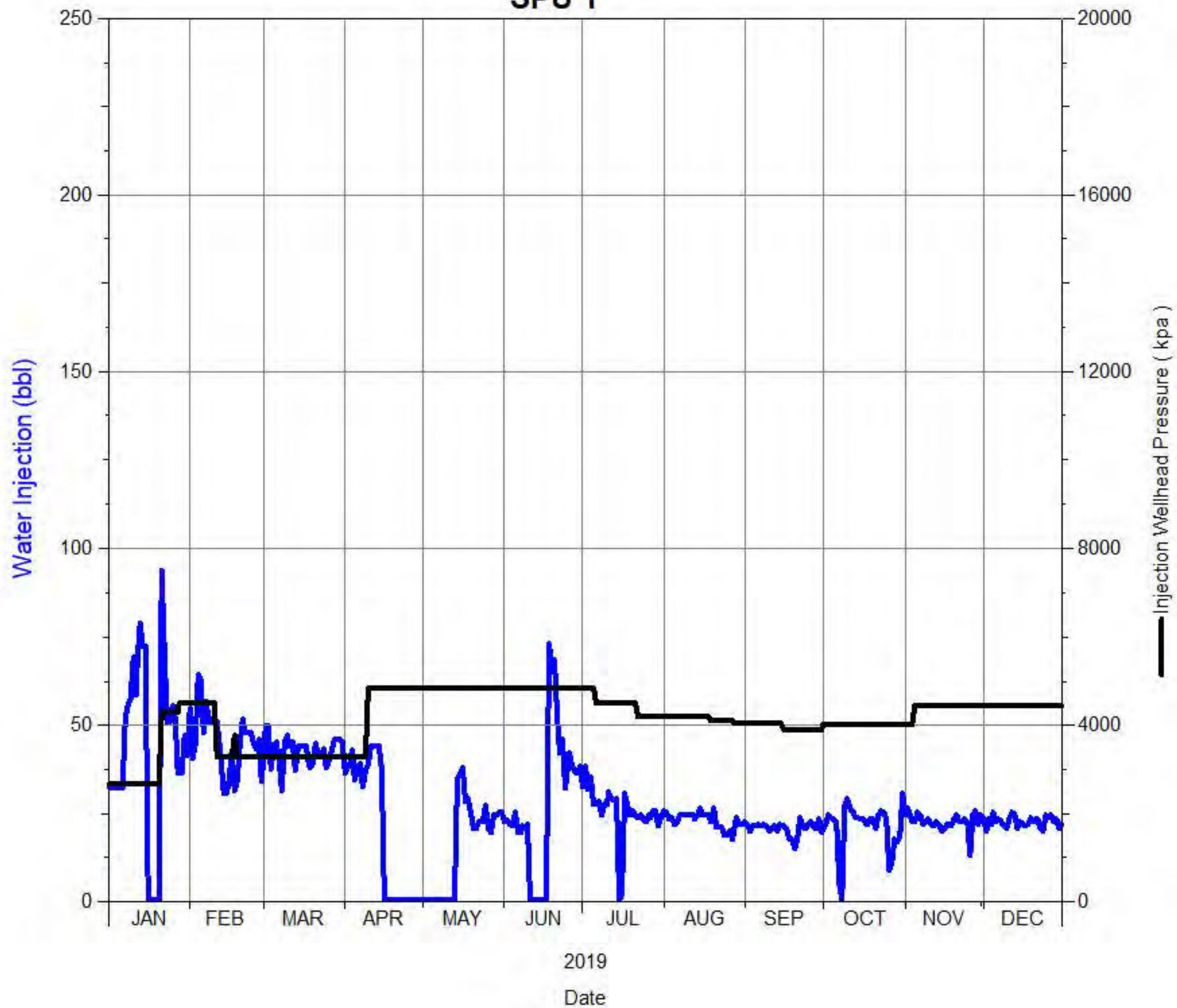
Daily Injection Rate and Pressure
B0/03-17-002-29W1/0
SPU 1



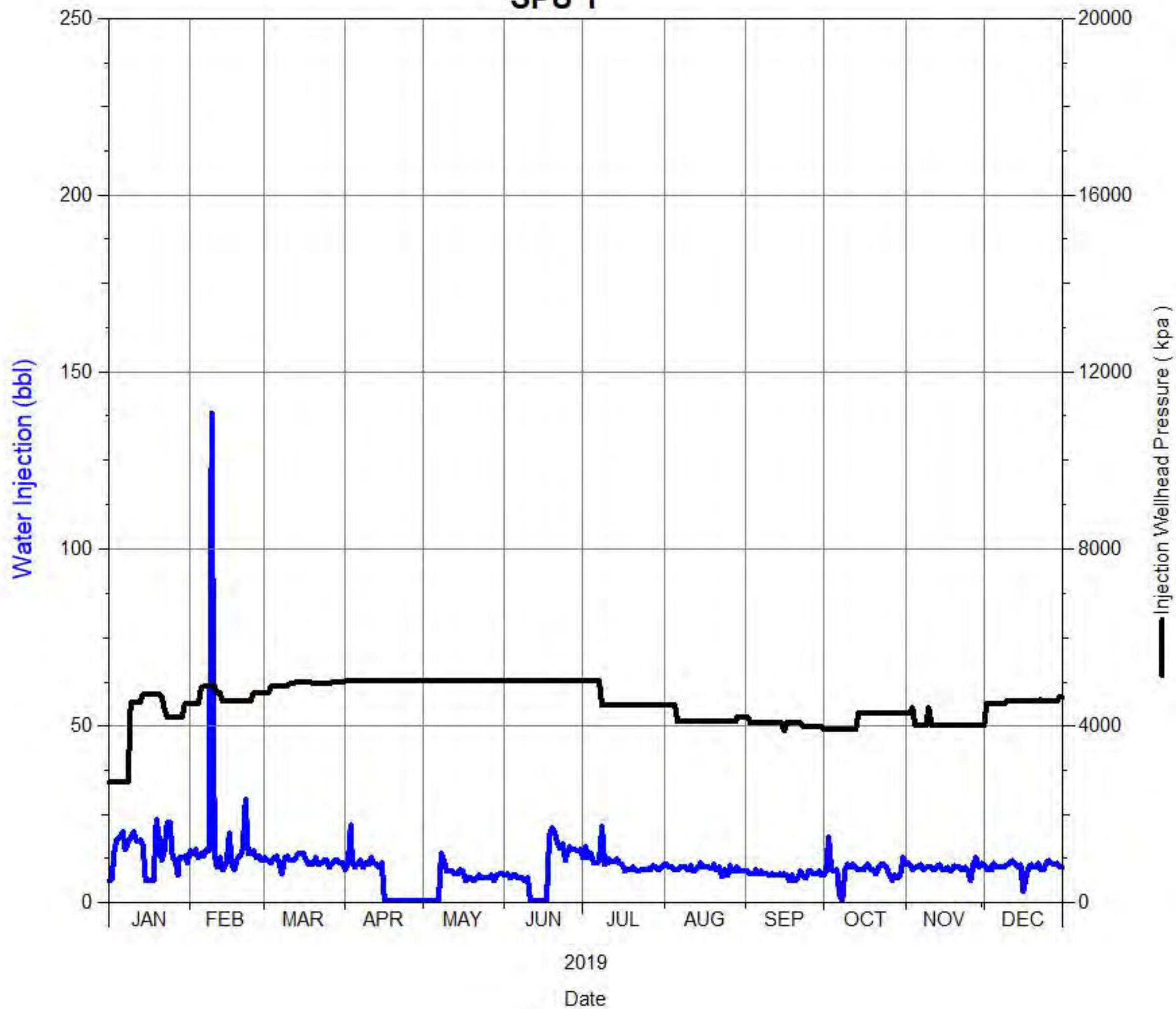
Daily Injection Rate and Pressure
B0/04-16-002-29W1/0
SPU 1



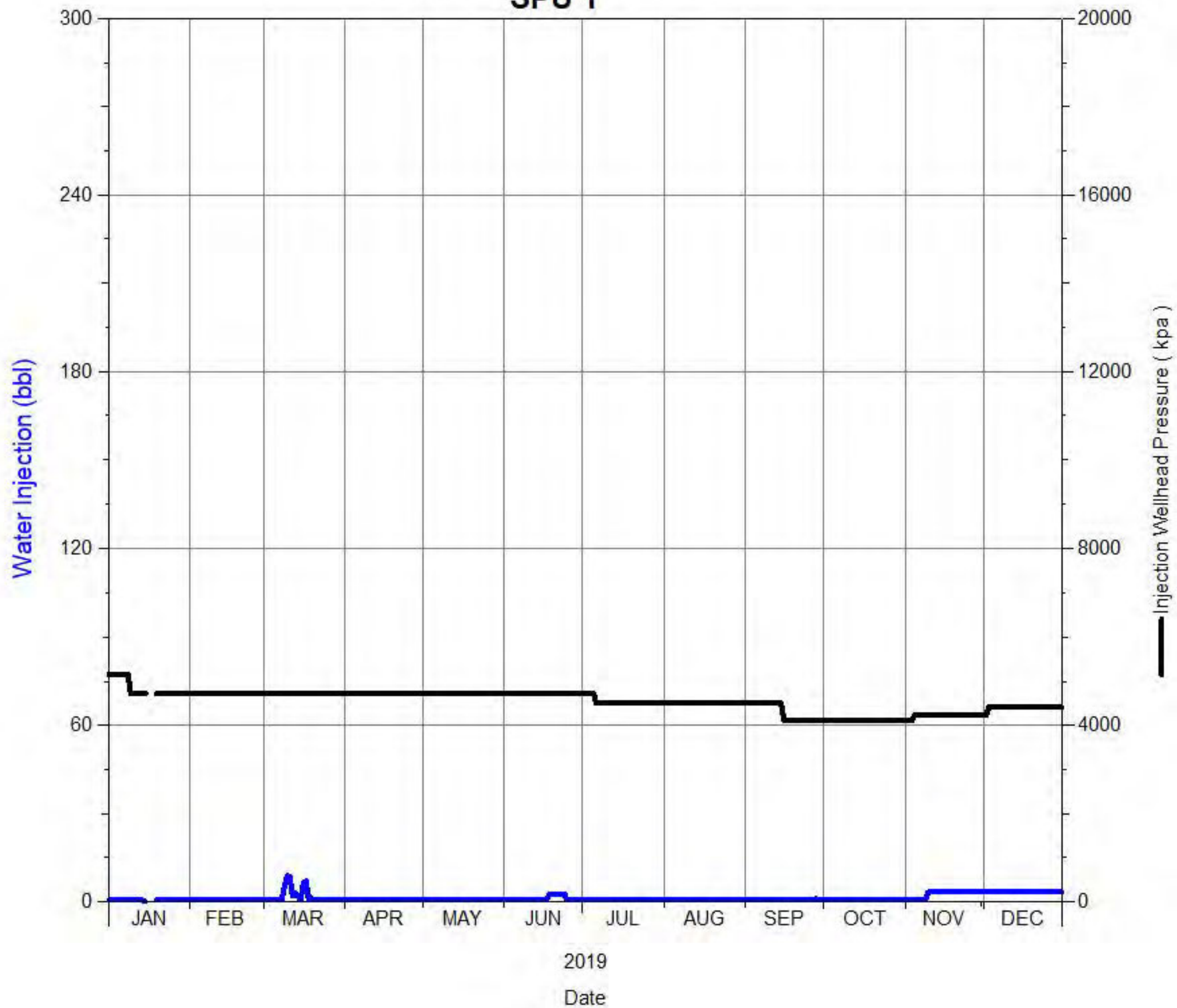
Daily Injection Rate and Pressure
B0/05-15-002-29W1/0
SPU 1



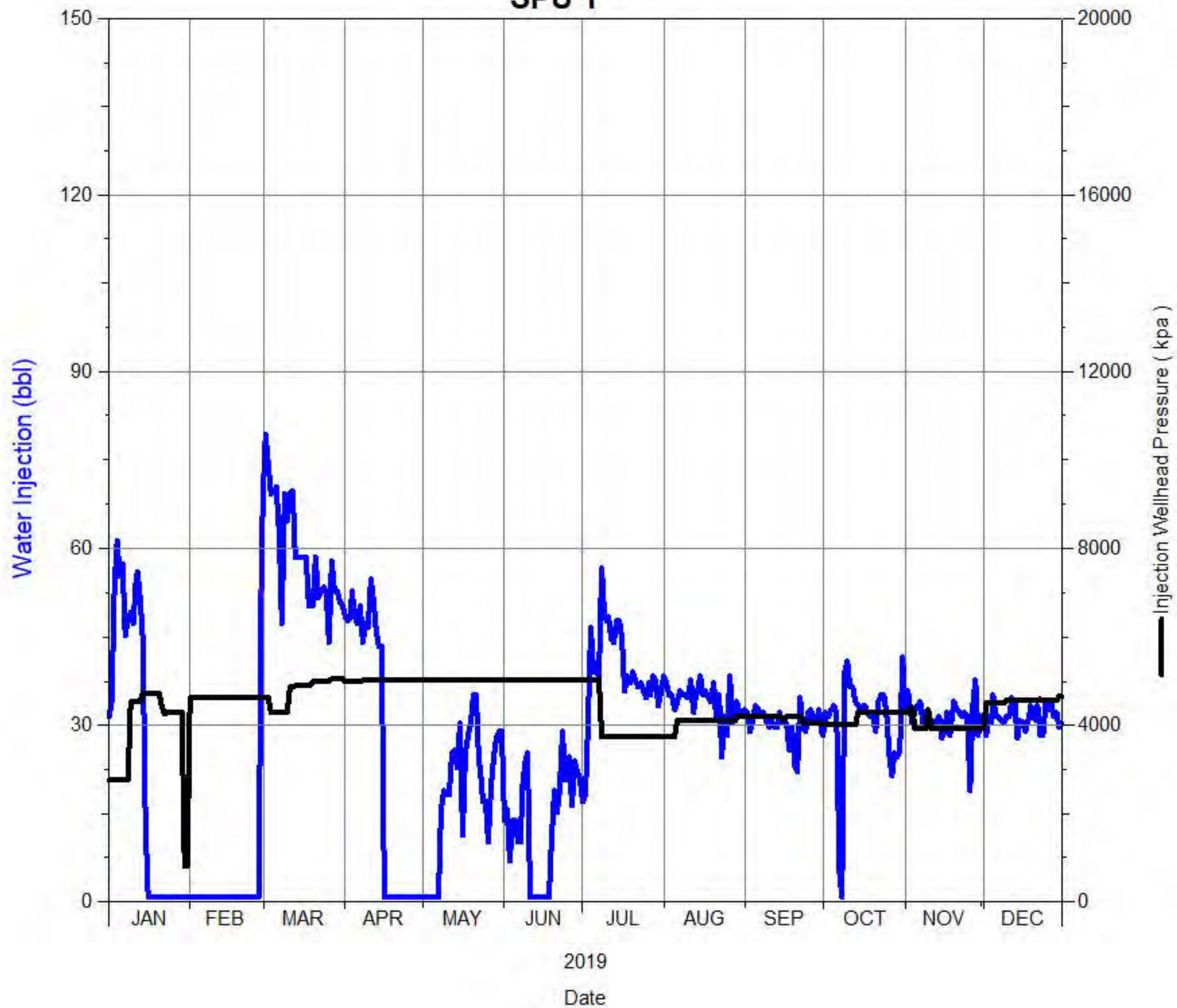
Daily Injection Rate and Pressure
B0/06-09-002-29W1/0
SPU 1



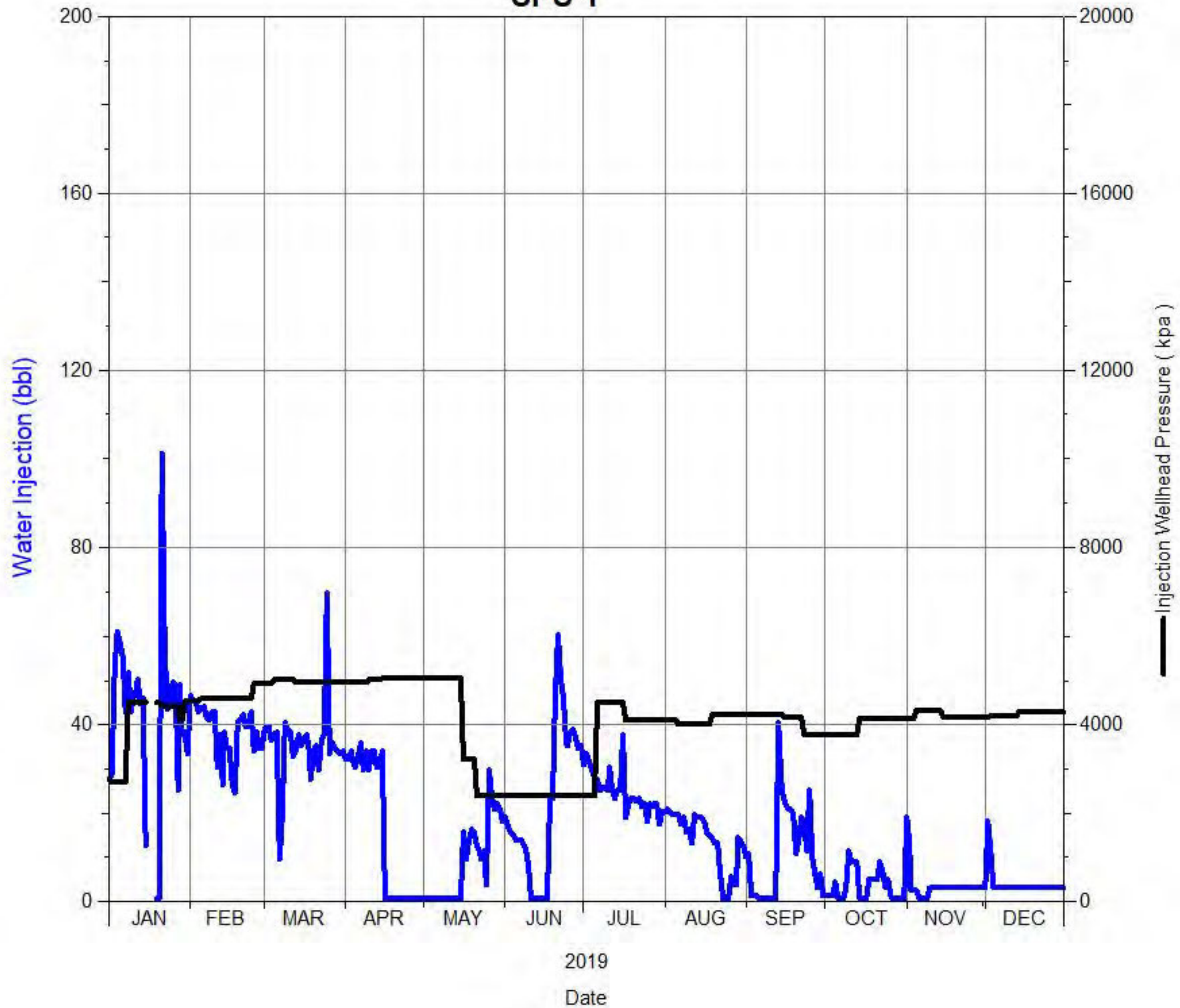
Daily Injection Rate and Pressure
B0/06-16-002-29W1/0
SPU 1



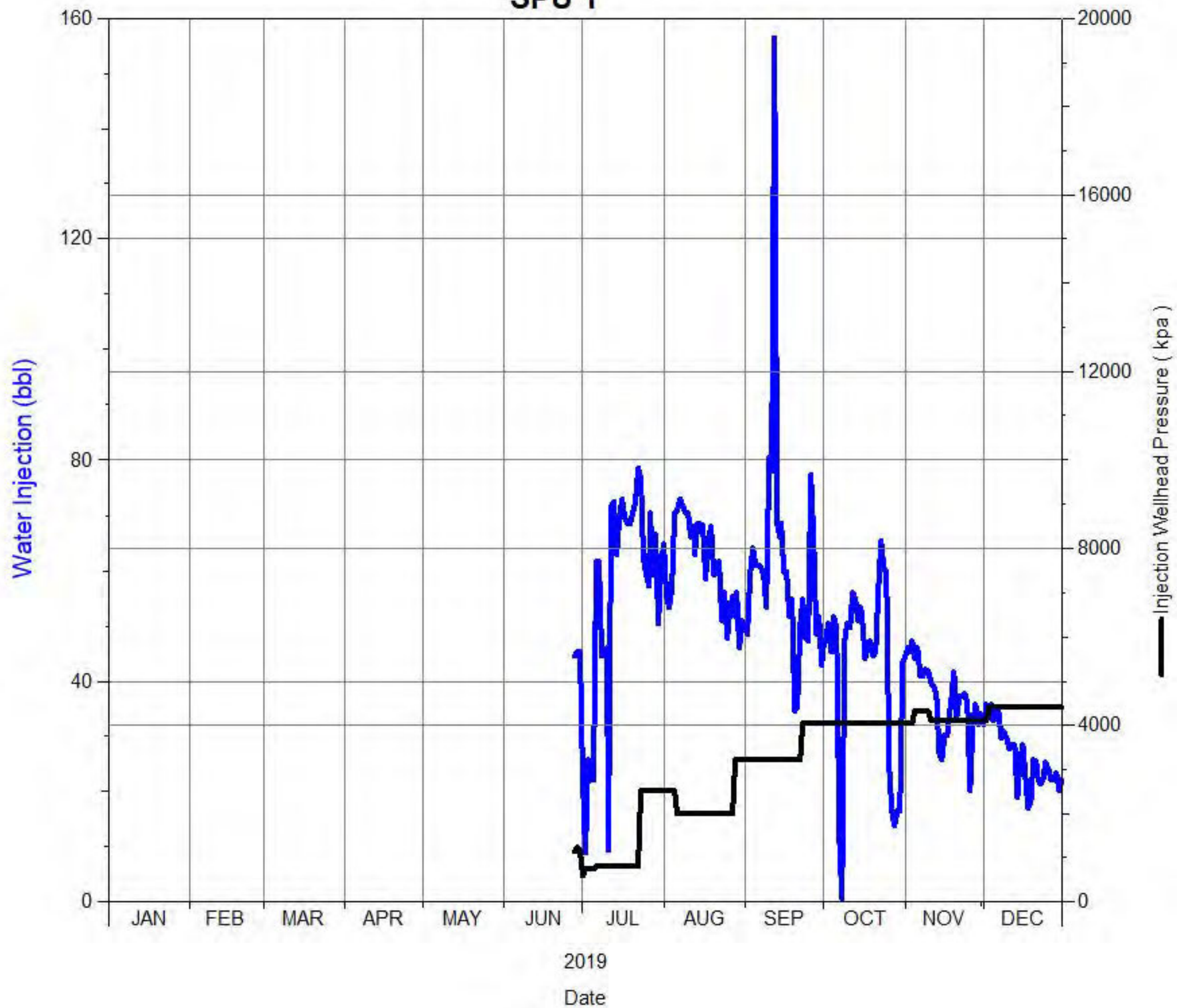
Daily Injection Rate and Pressure
B0/07-09-002-29W1/0
SPU 1



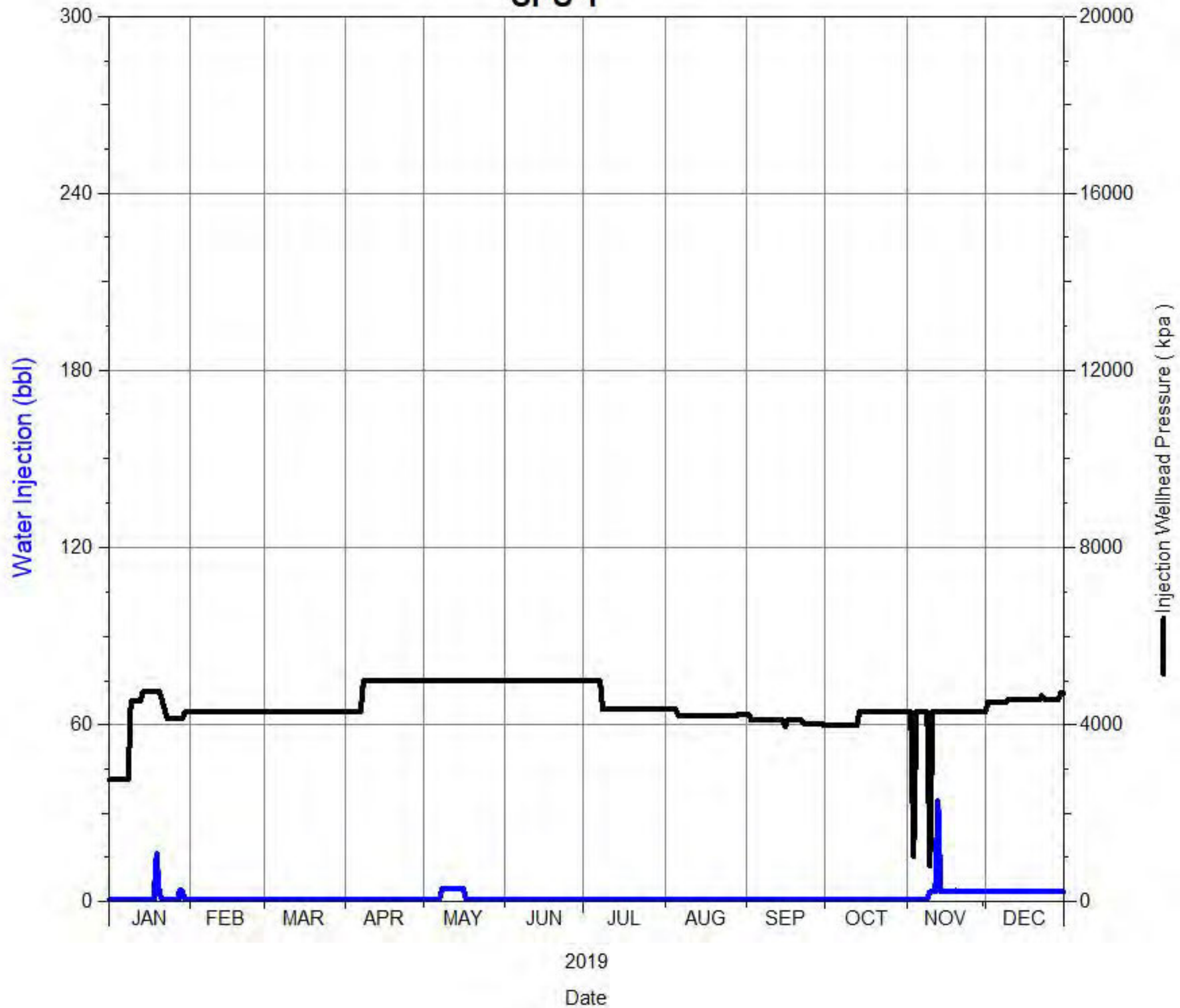
Daily Injection Rate and Pressure
B0/07-16-002-29W1/0
SPU 1



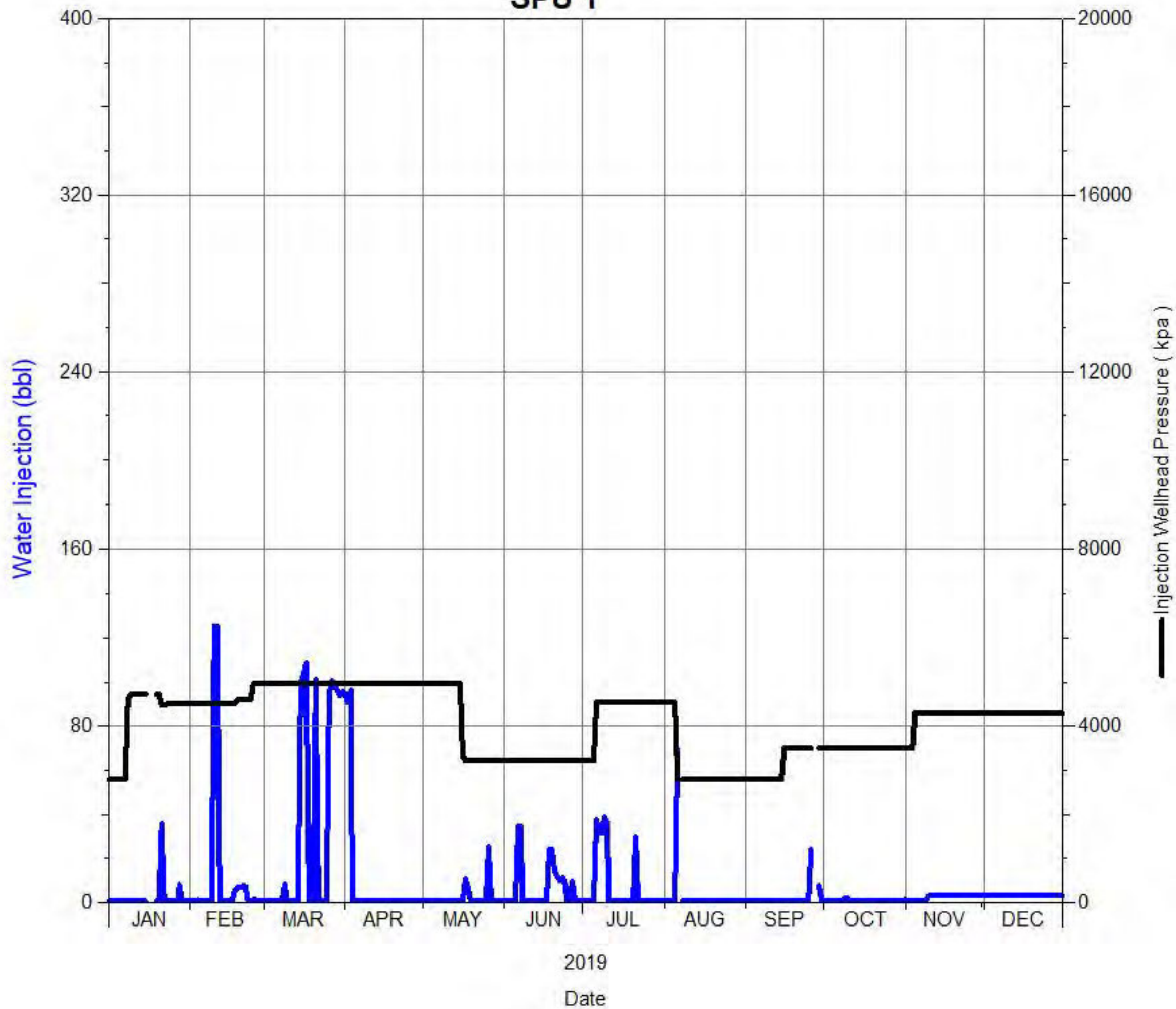
Daily Injection Rate and Pressure
B0/07-17-002-29W1/0
SPU 1



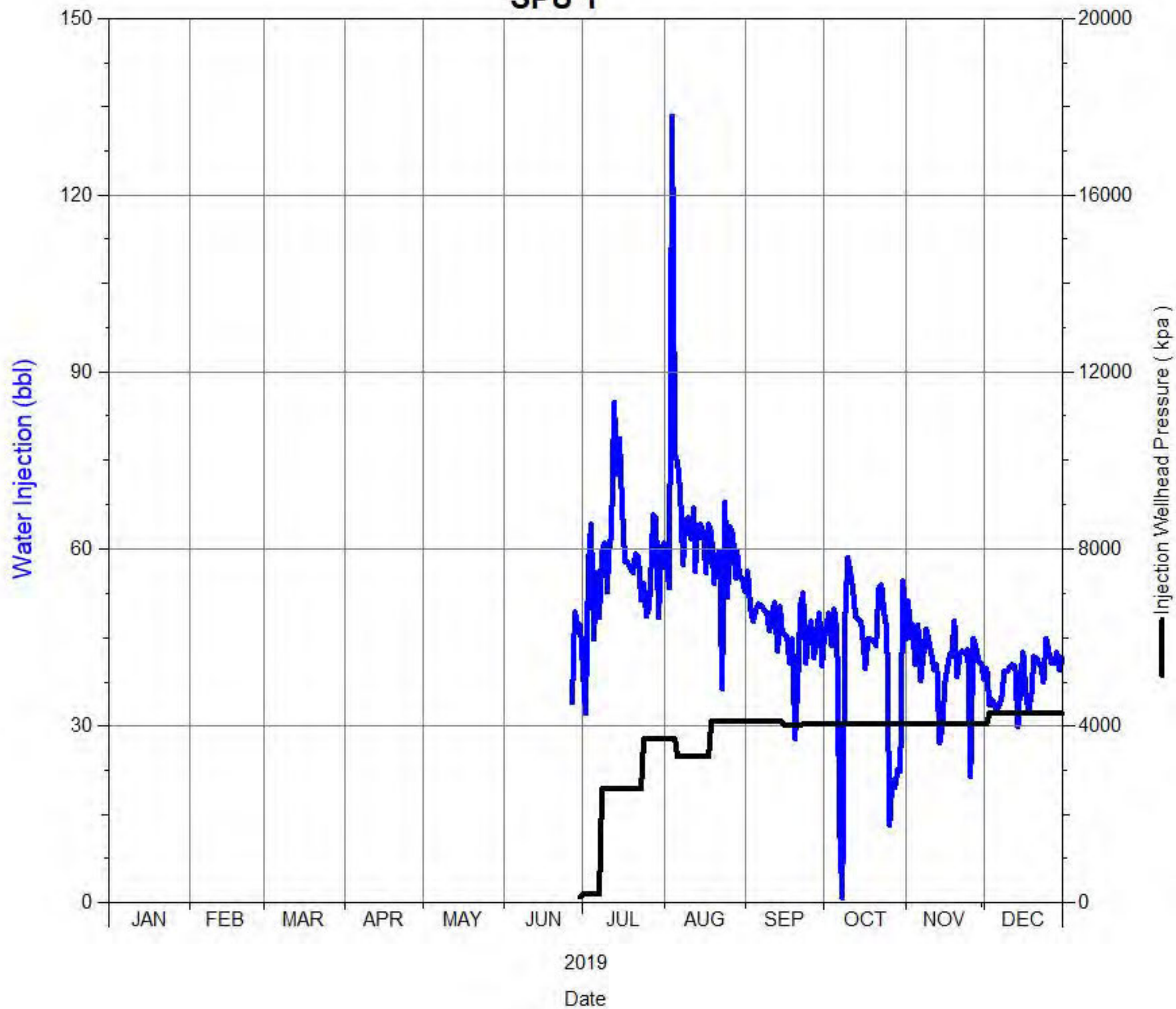
Daily Injection Rate and Pressure
B0/08-09-002-29W1/0
SPU 1



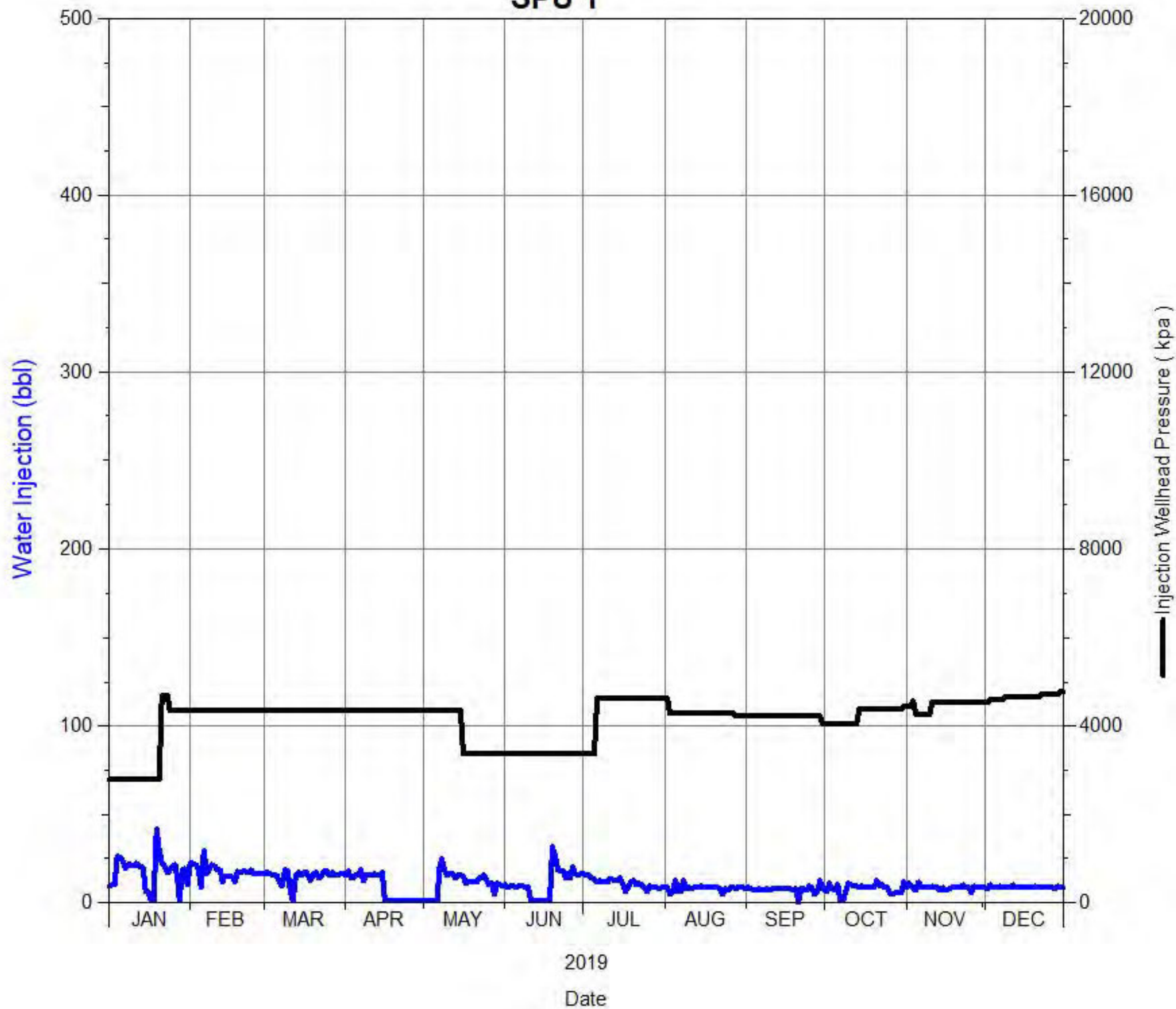
Daily Injection Rate and Pressure
B0/08-16-002-29W1/0
SPU 1



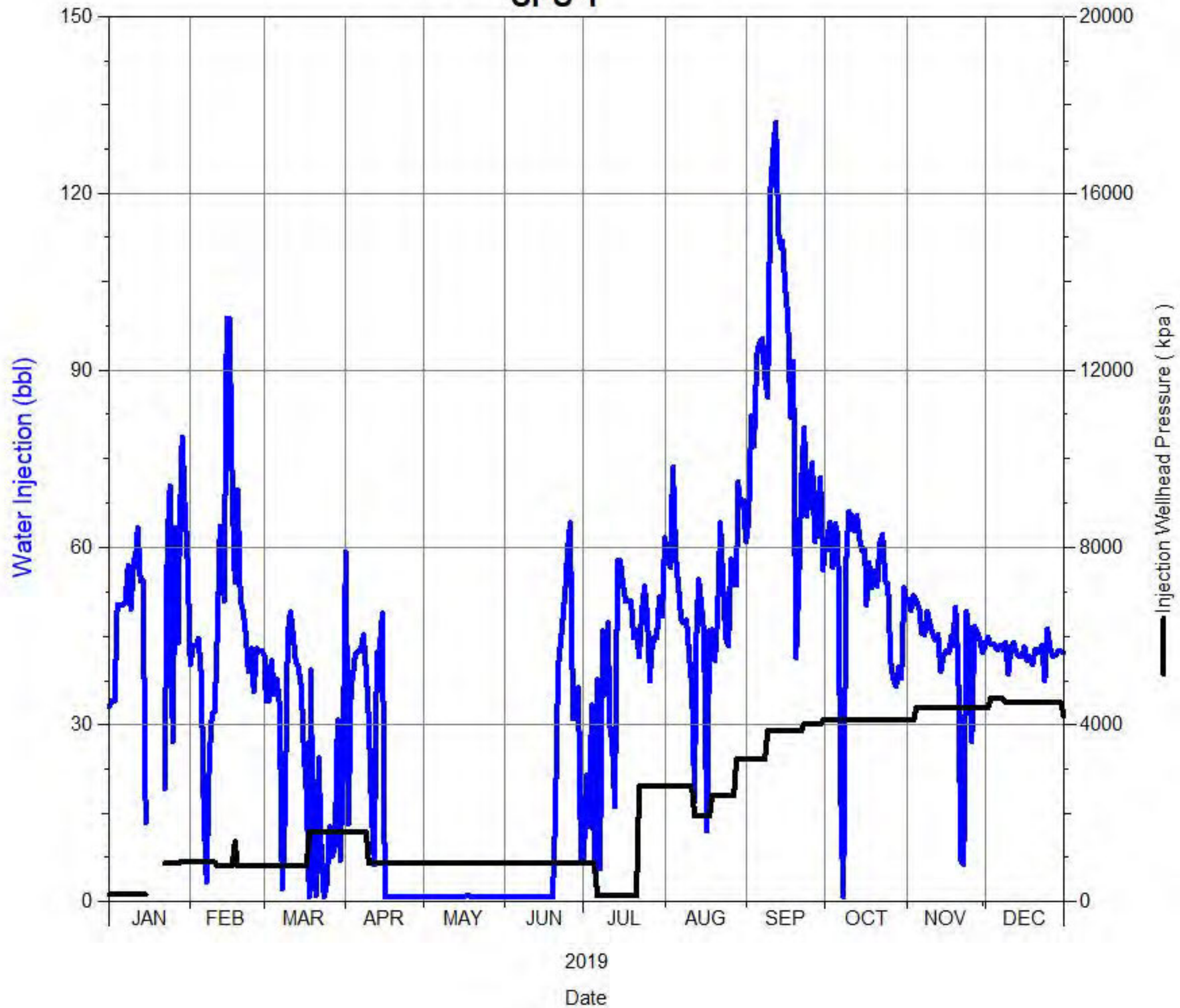
Daily Injection Rate and Pressure
B0/09-17-002-29W1/0
SPU 1



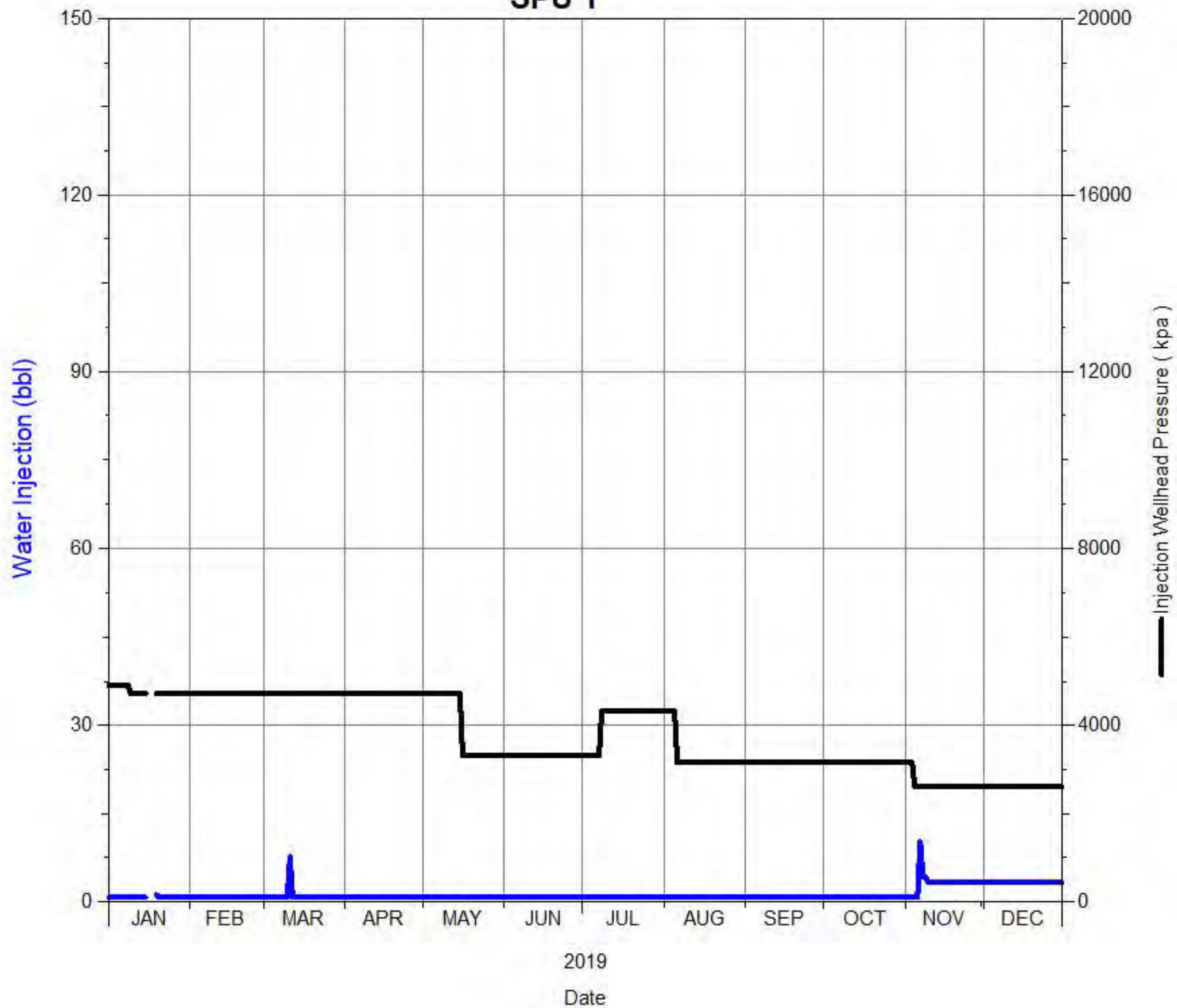
Daily Injection Rate and Pressure
B0/11-09-002-29W1/0
SPU 1



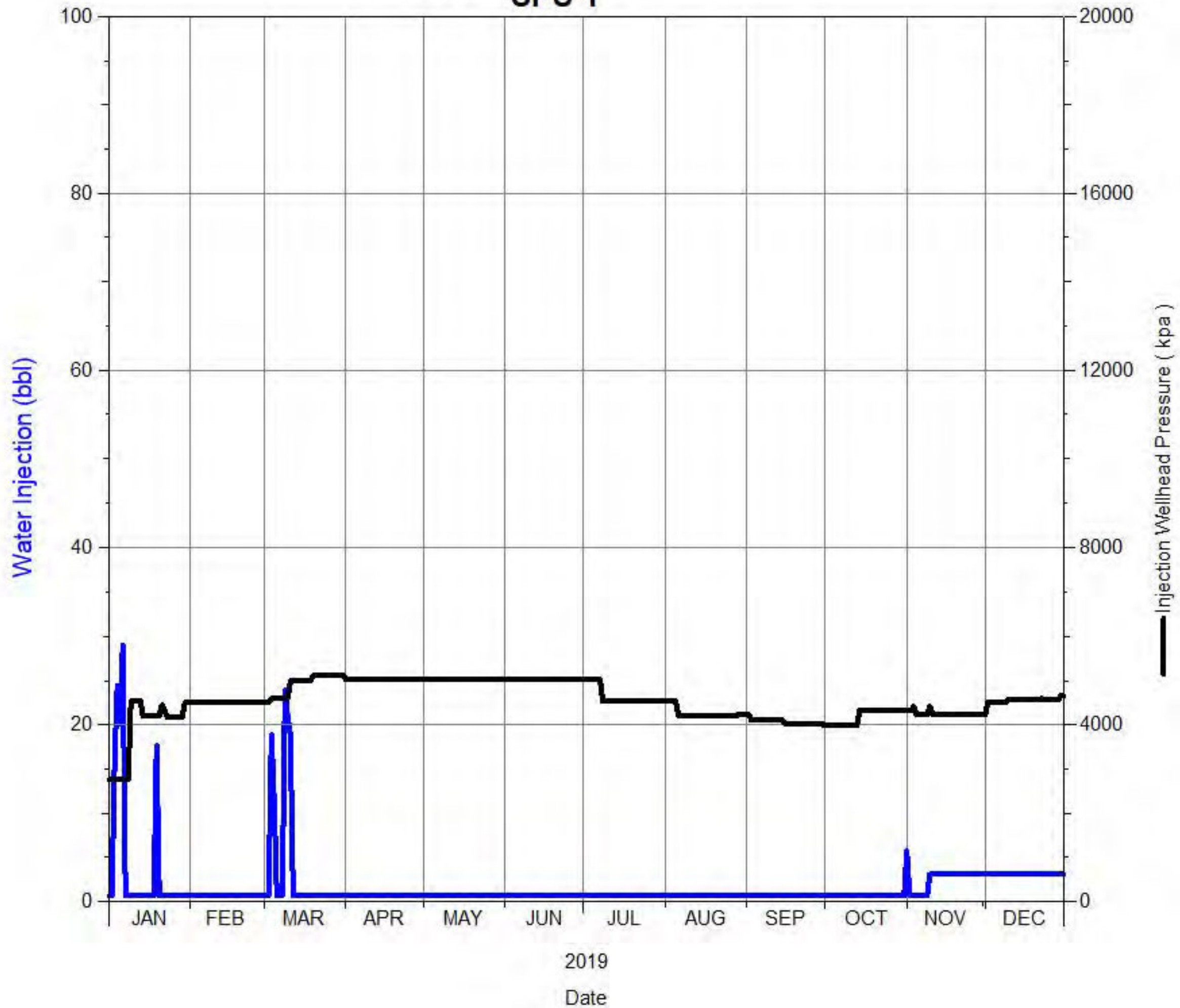
Daily Injection Rate and Pressure
B0/11-16-002-29W1/0
SPU 1



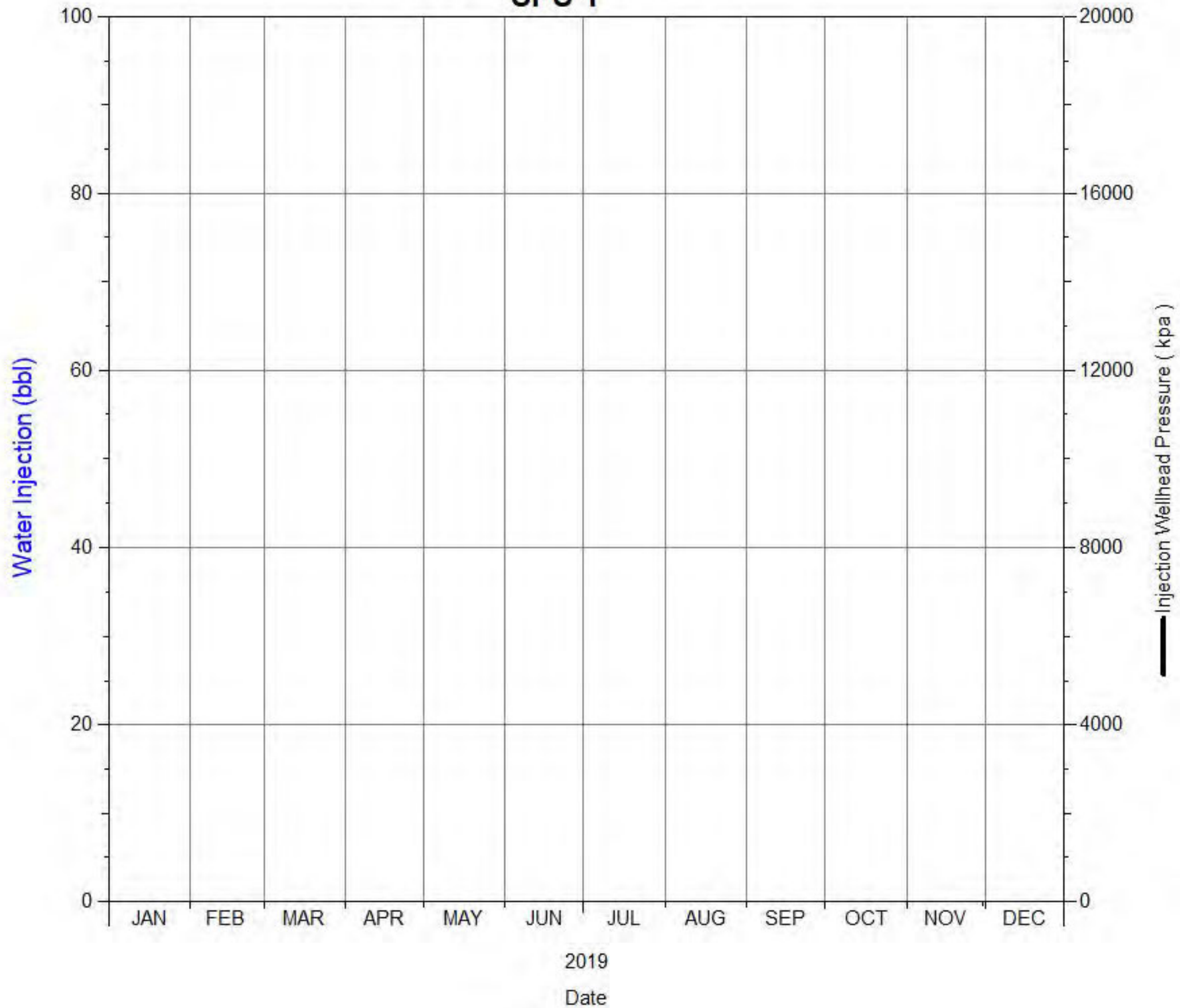
Daily Injection Rate and Pressure
B0/12-17-002-29W1/0
SPU 1



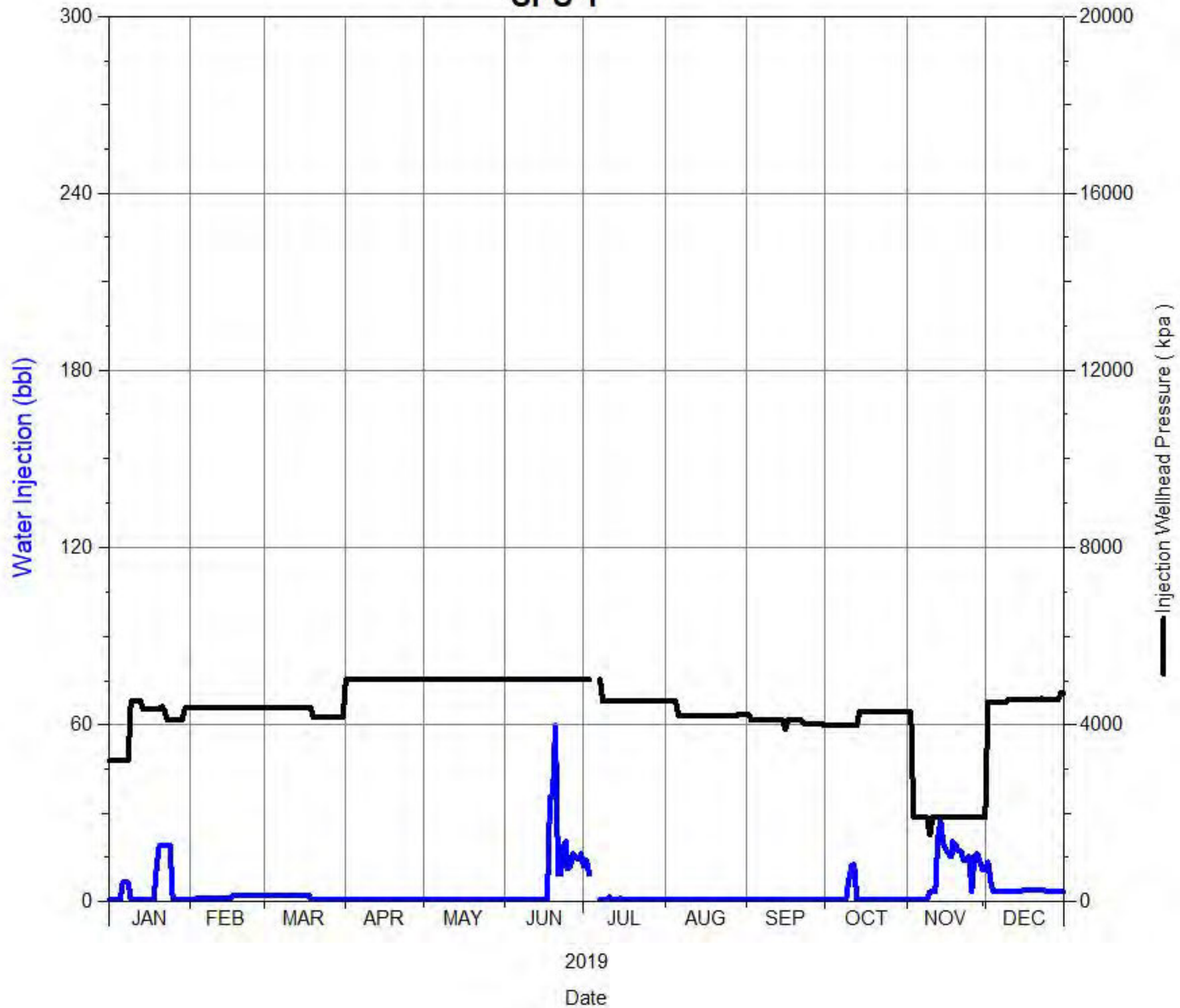
Daily Injection Rate and Pressure
B0/13-04-002-29W1/0
SPU 1



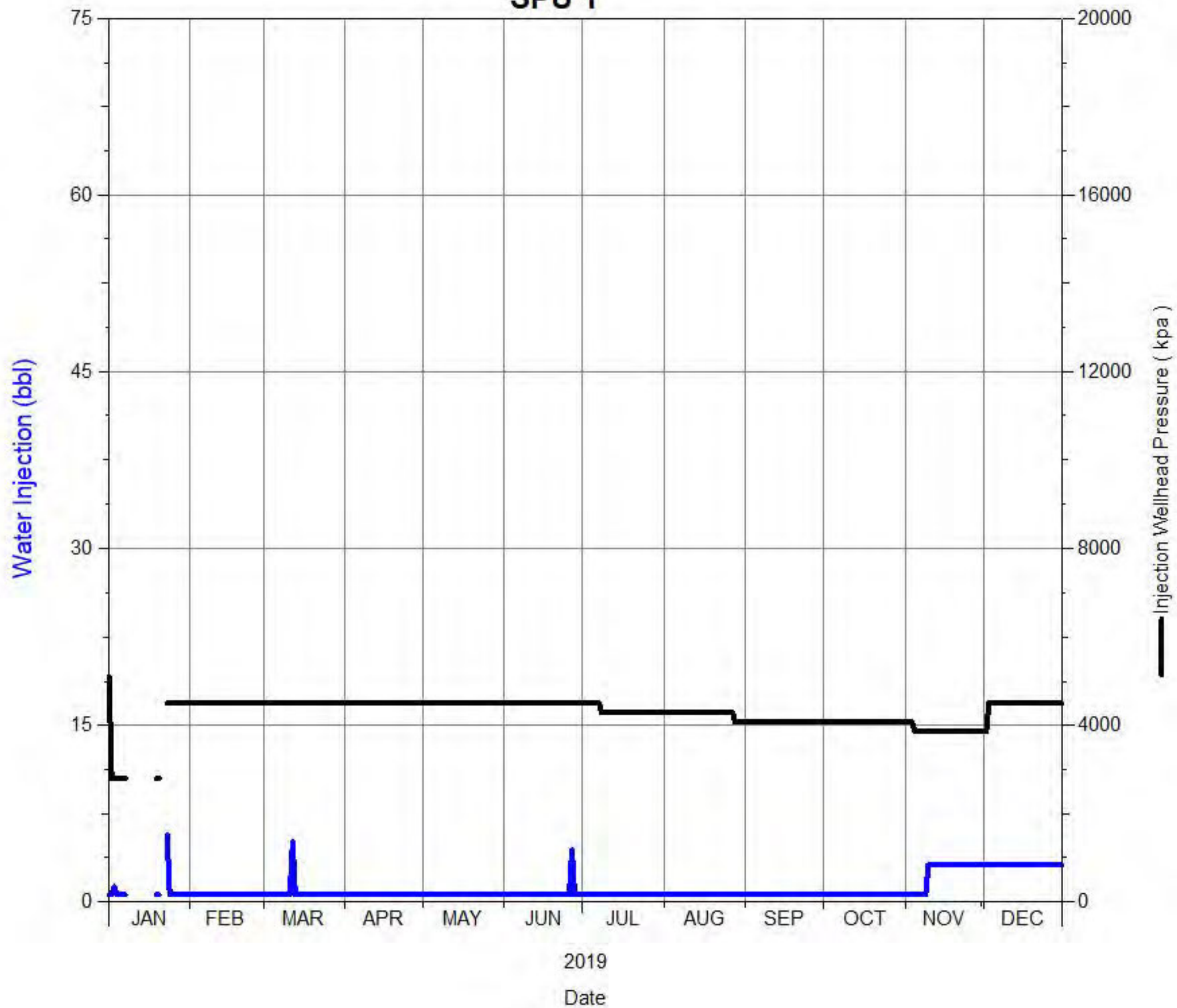
Daily Injection Rate and Pressure
B0/13-09-002-29W1/0
SPU 1



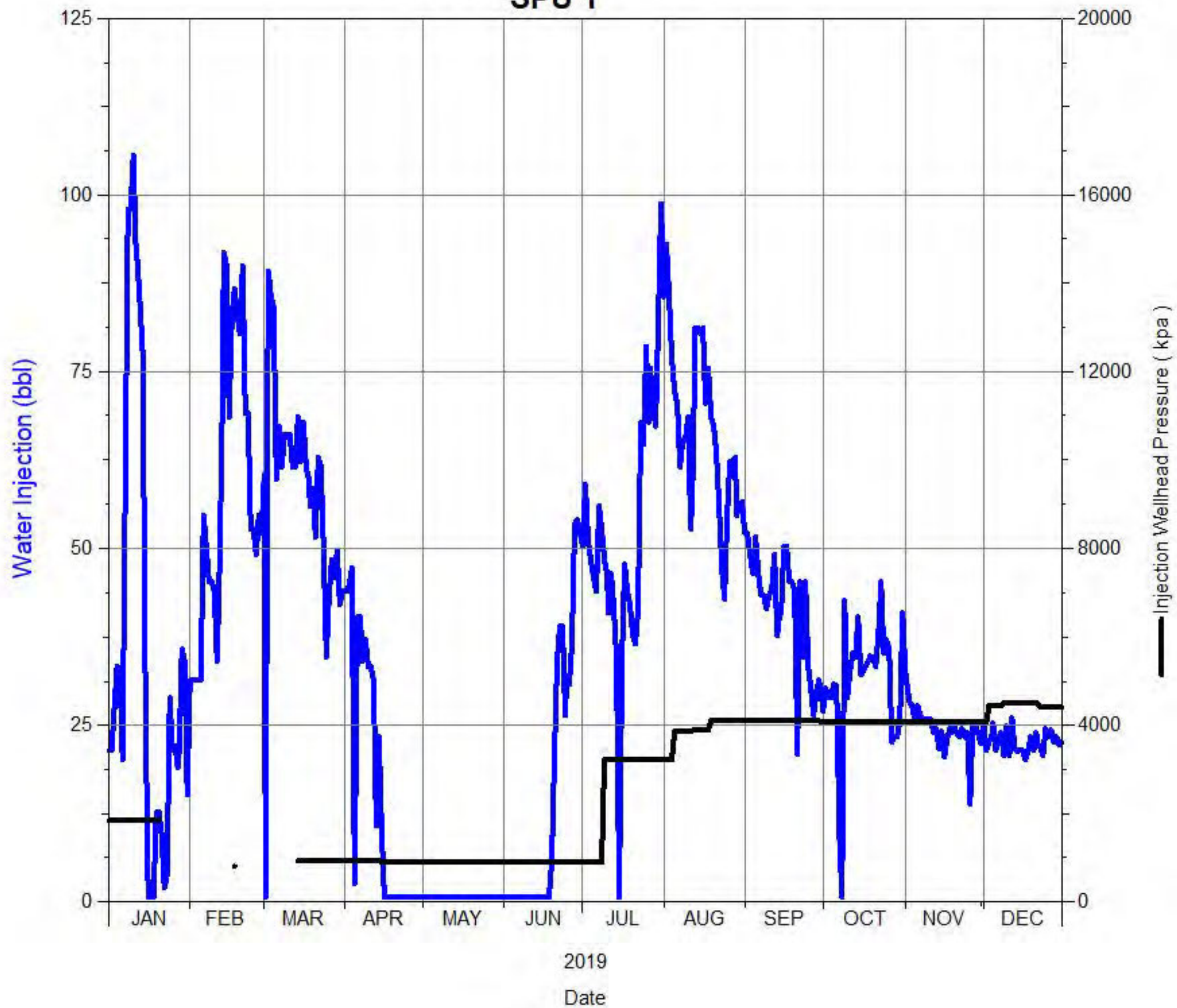
Daily Injection Rate and Pressure
B0/14-04-002-29W1/0
SPU 1



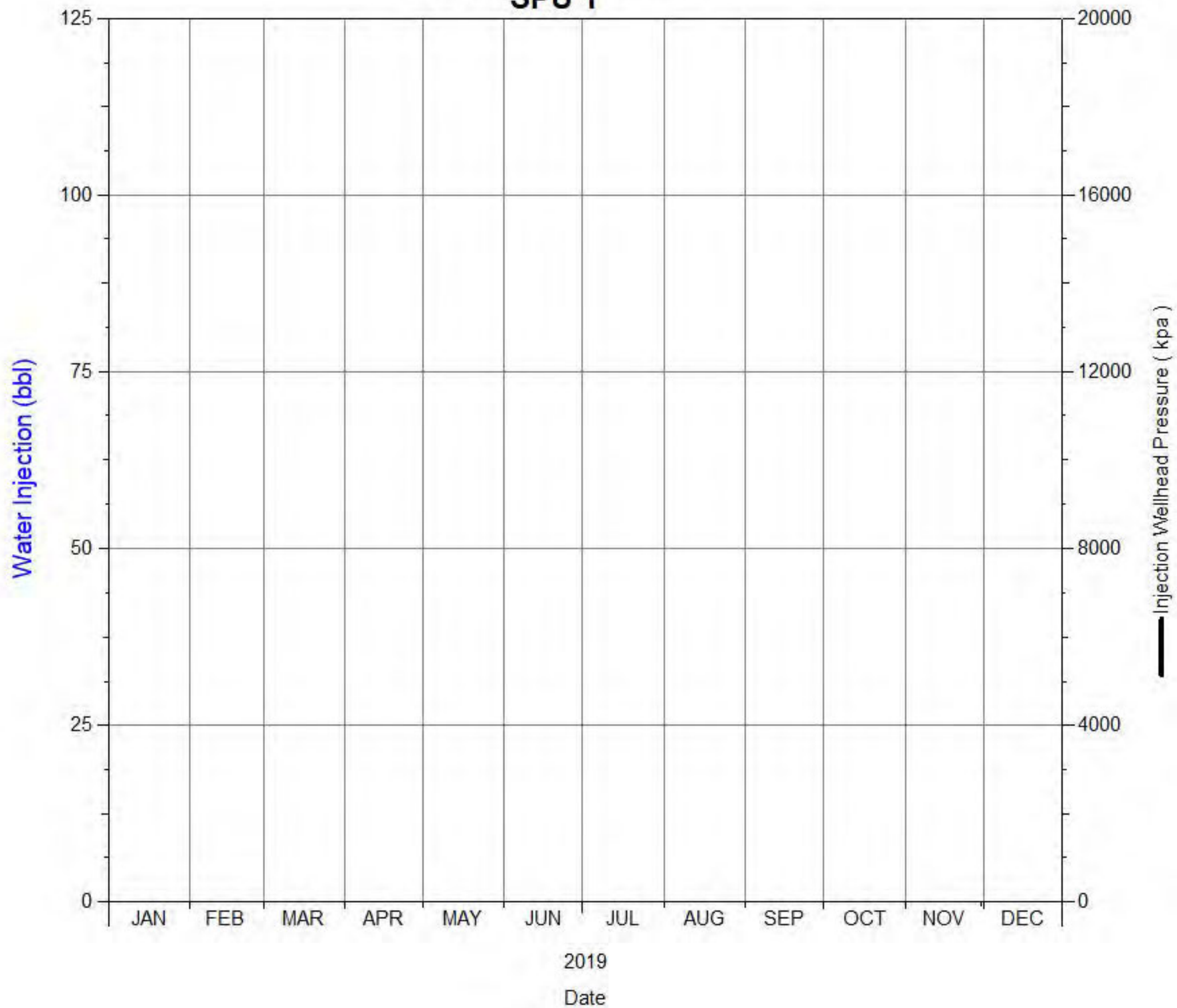
Daily Injection Rate and Pressure
B0/14-08-002-29W1/0
SPU 1



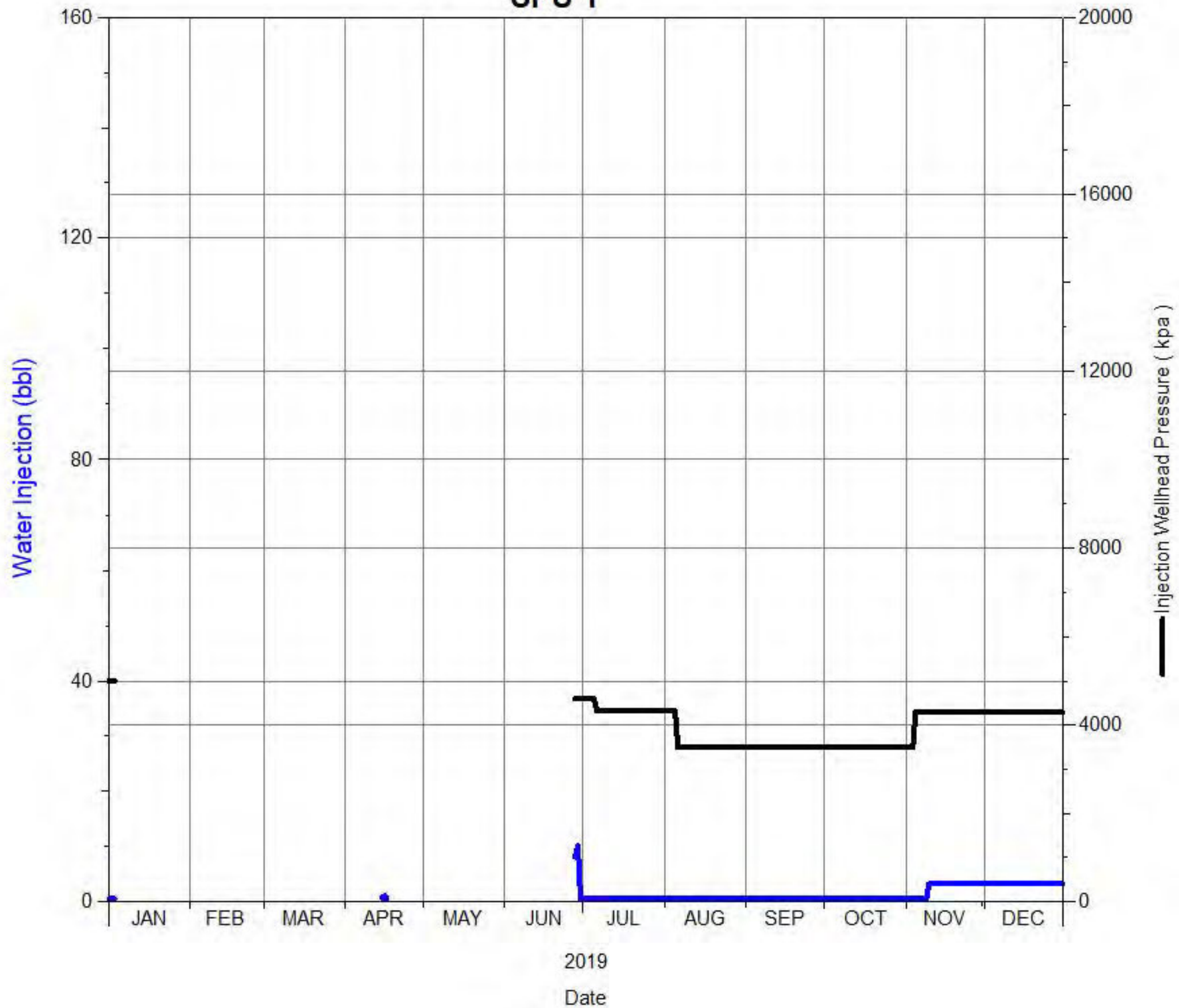
Daily Injection Rate and Pressure
B0/15-16-002-29W1/0
SPU 1



Daily Injection Rate and Pressure
B0/15-17-002-29W1/0
SPU 1



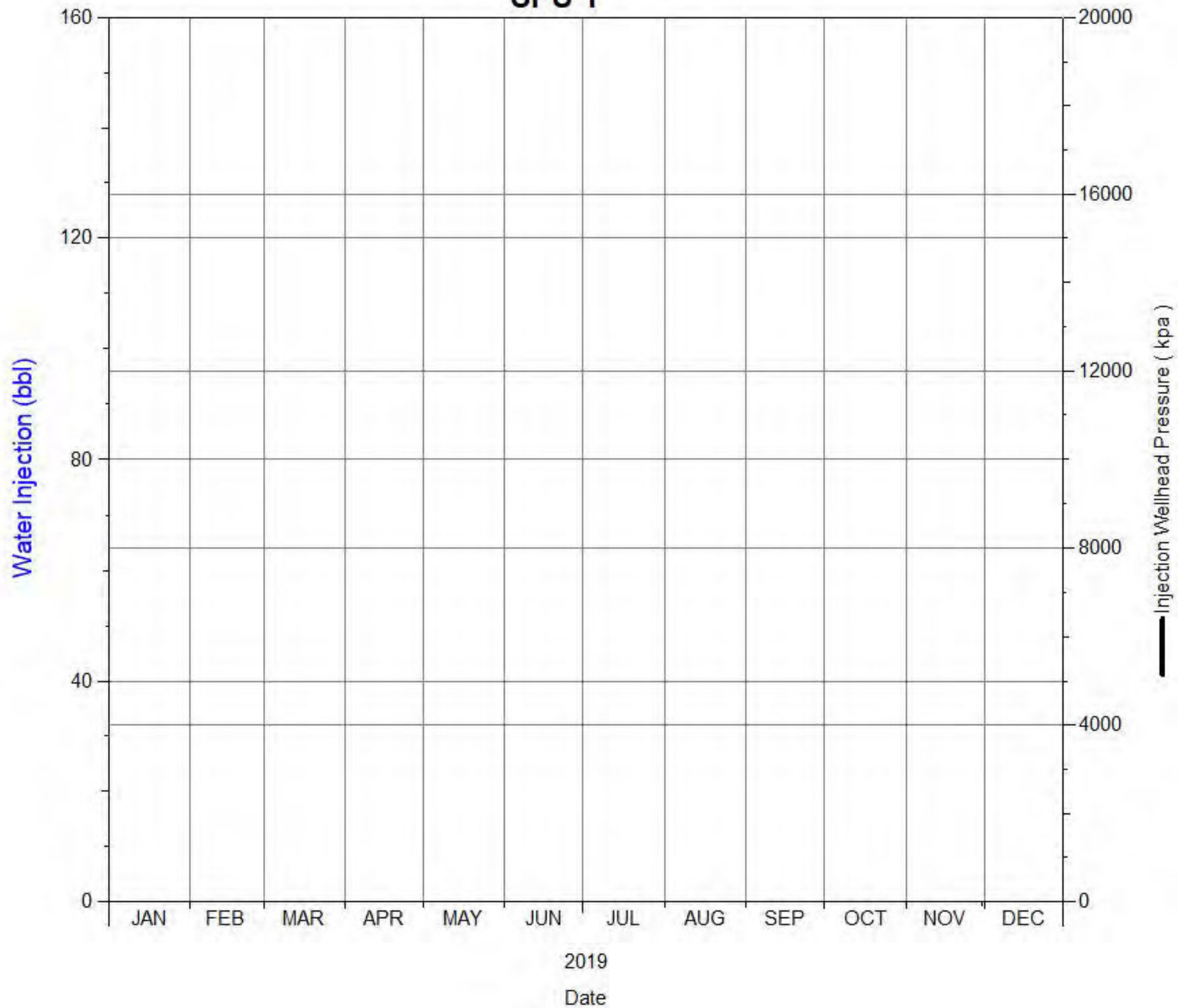
Daily Injection Rate and Pressure
B0/16-17-002-29W1/0
SPU 1



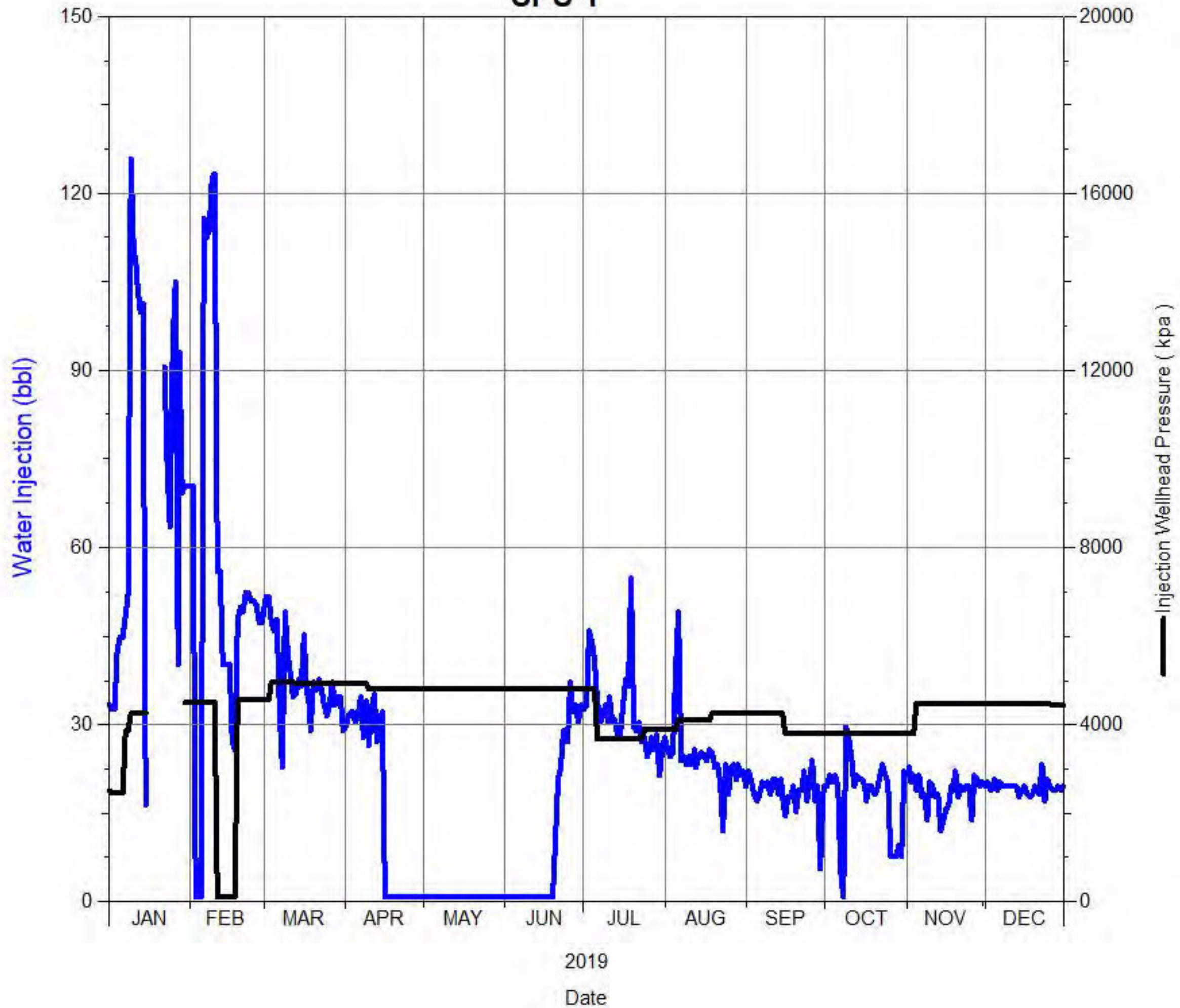
Daily Injection Rate and Pressure

C0/04-09-002-29W1/0

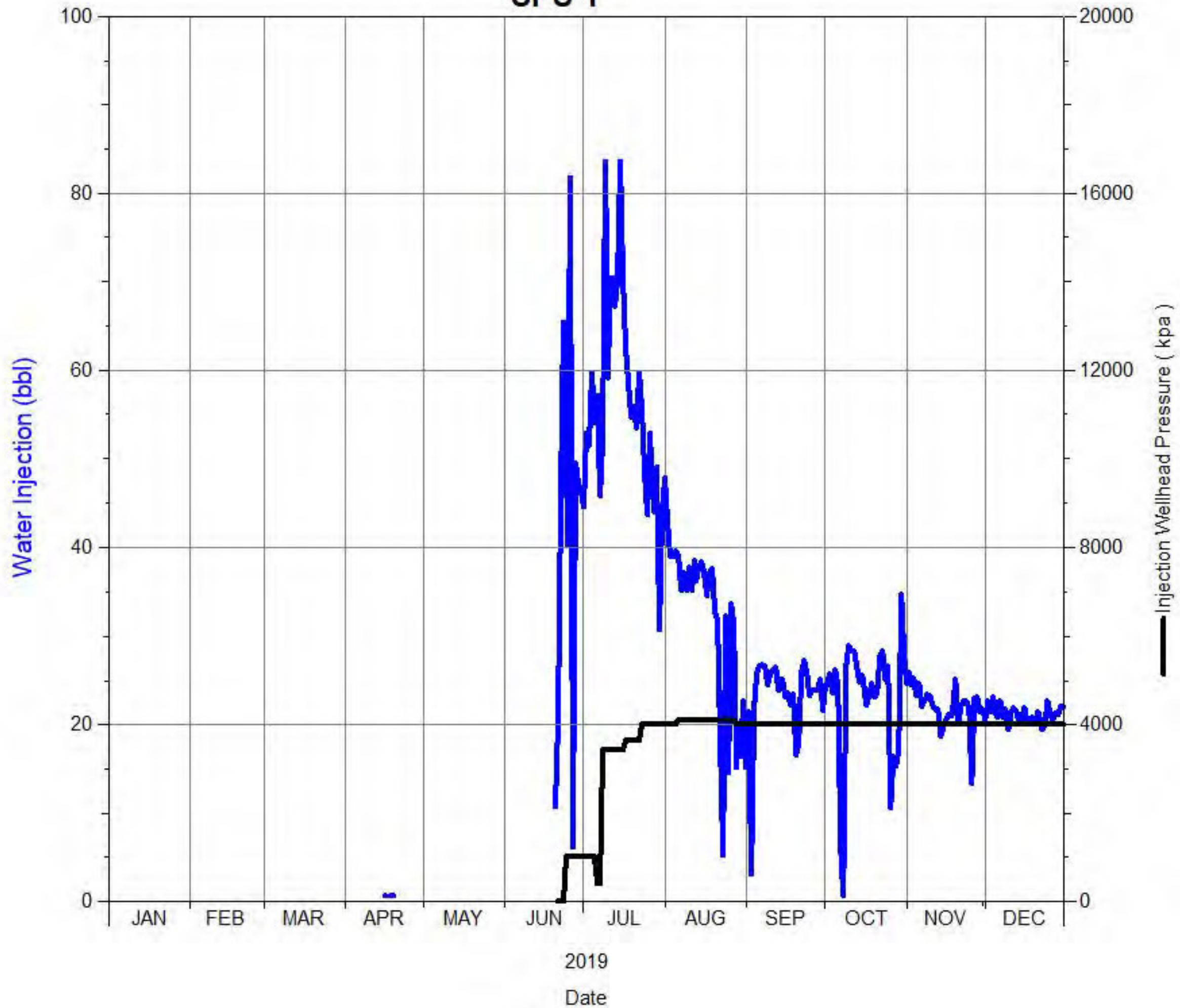
SPU 1



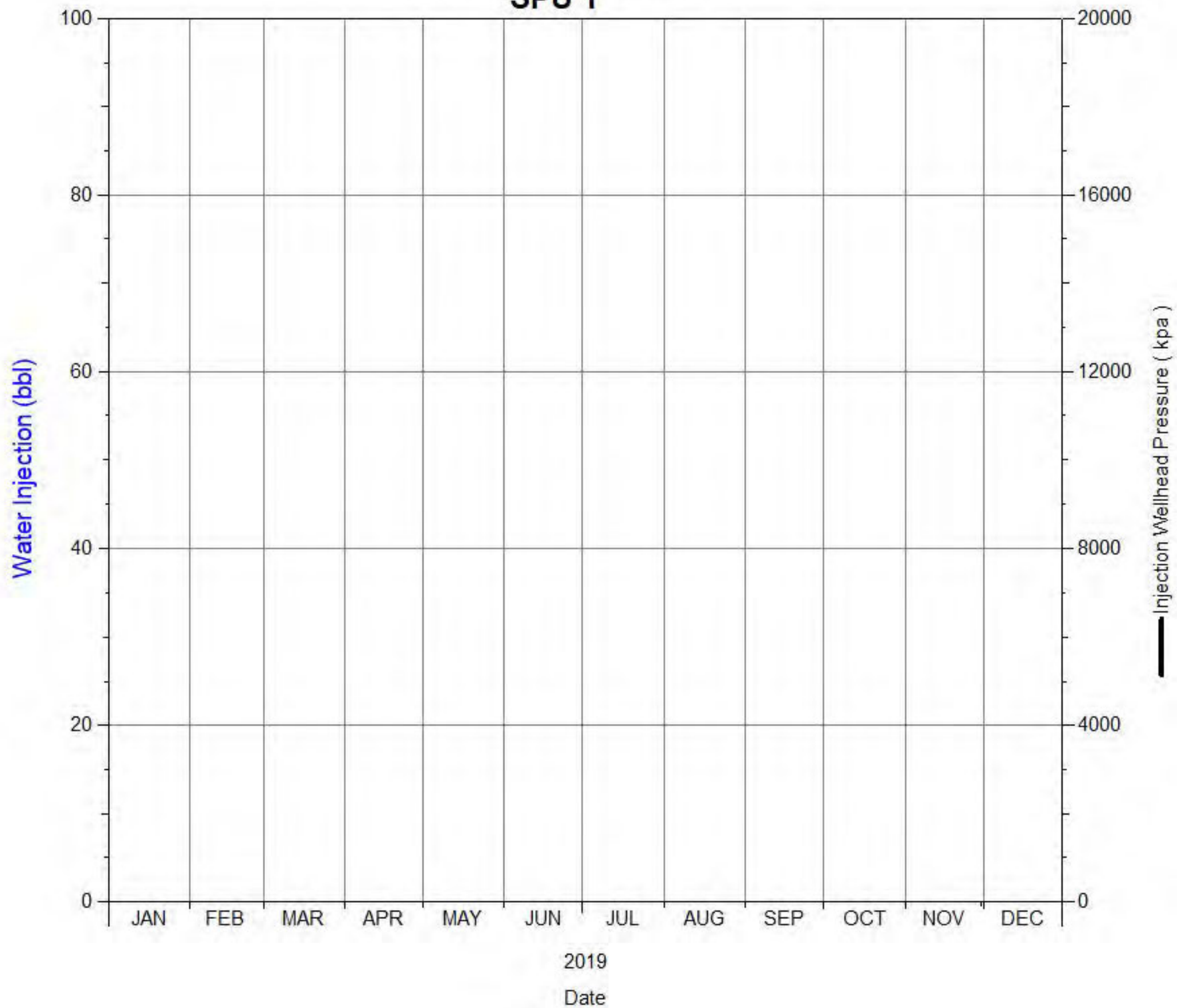
Daily Injection Rate and Pressure
C0/04-16-002-29W1/0
SPU 1



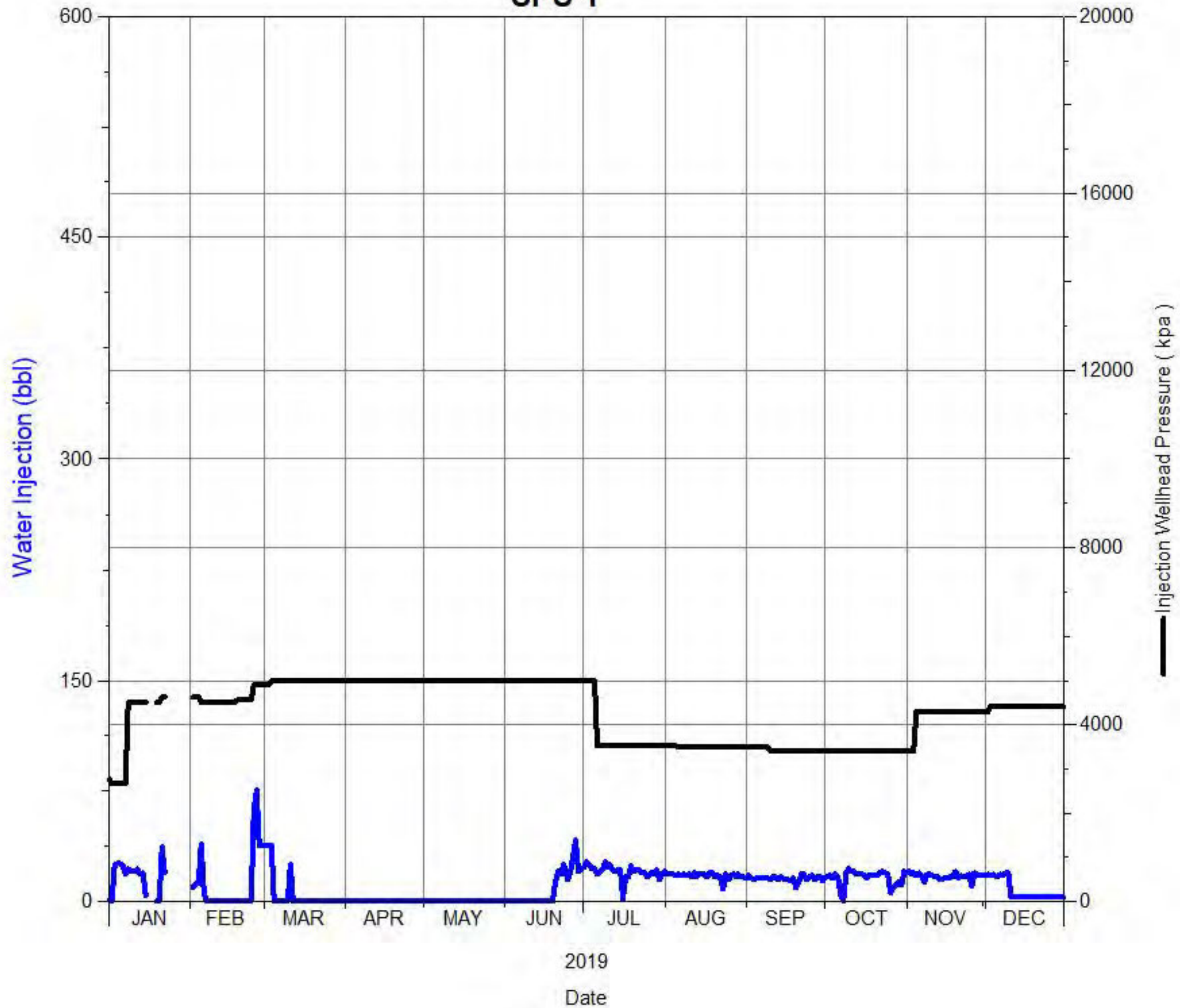
Daily Injection Rate and Pressure
C0/04-17-002-29W1/0
SPU 1



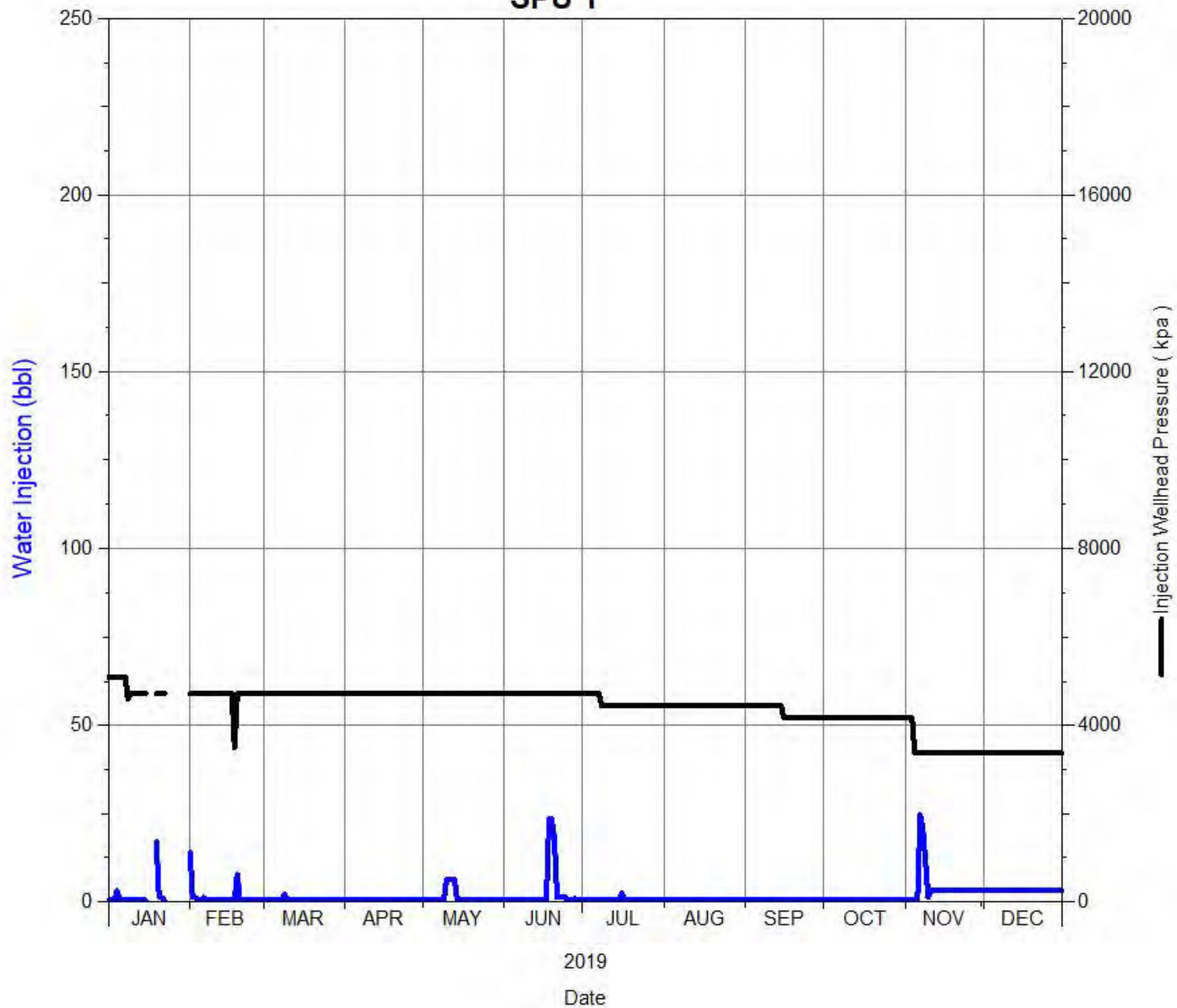
Daily Injection Rate and Pressure
C0/05-09-002-29W1/0
SPU 1



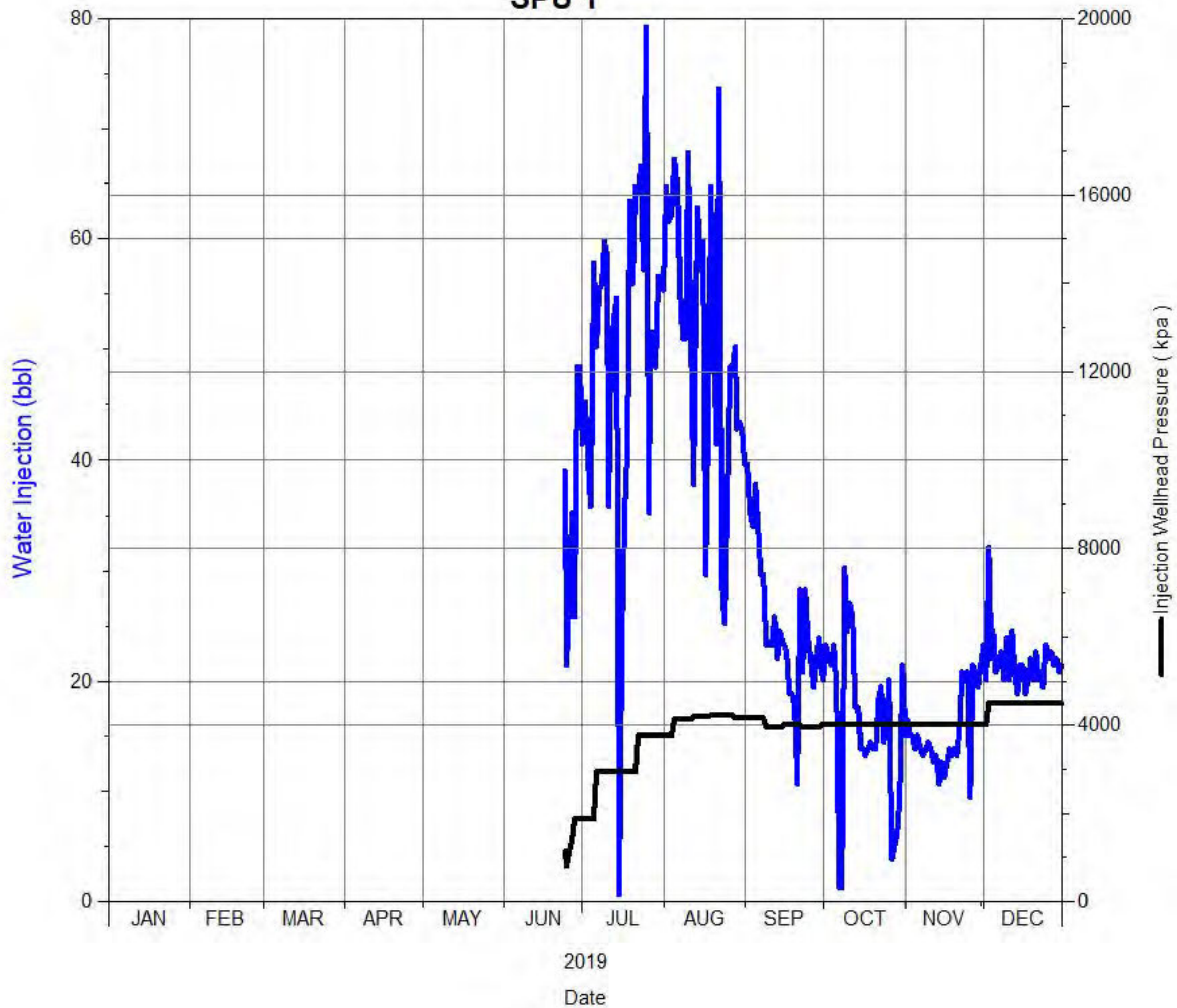
Daily Injection Rate and Pressure
C0/05-16-002-29W1/0
SPU 1



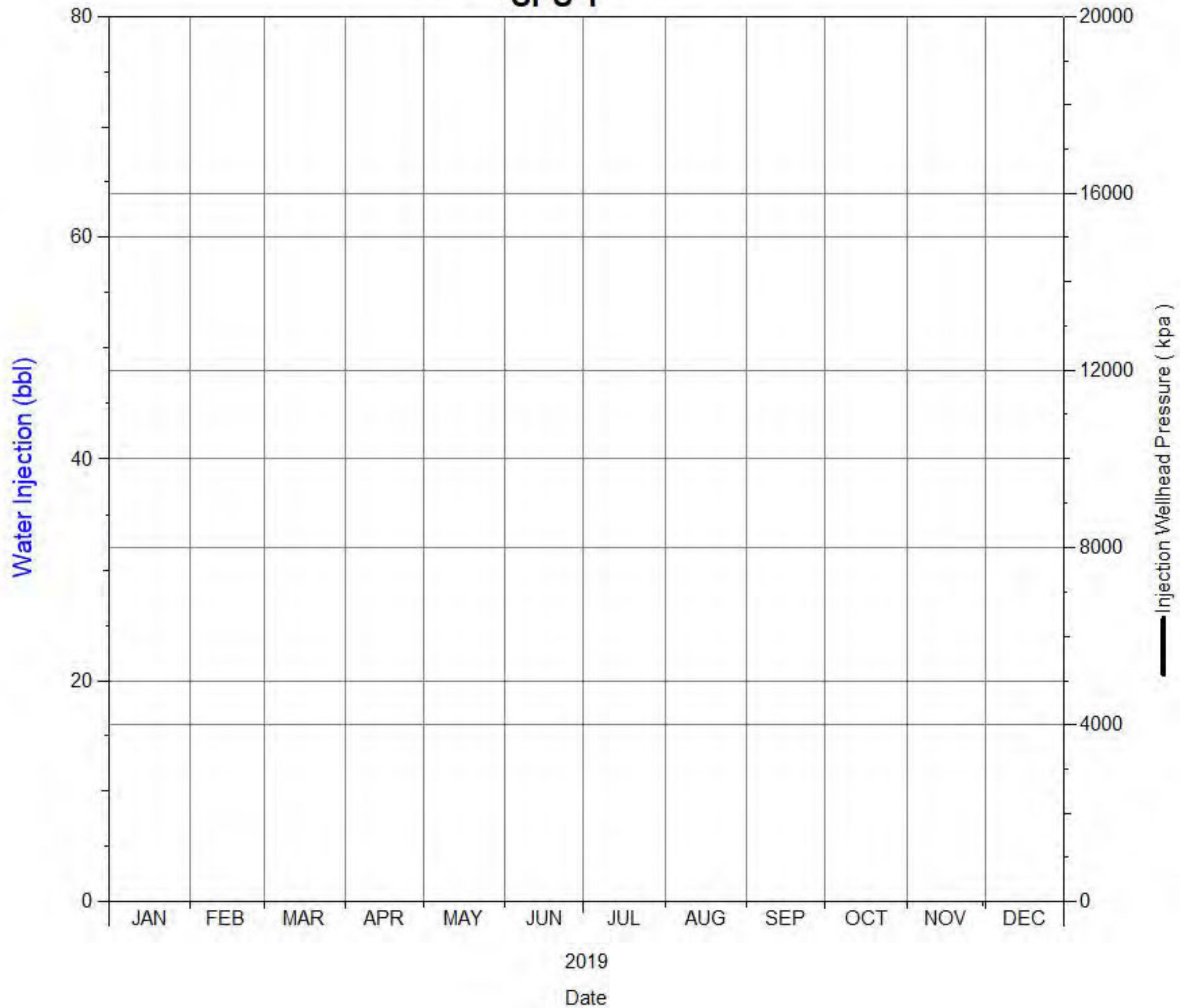
Daily Injection Rate and Pressure
C0/11-16-002-29W1/0
SPU 1



Daily Injection Rate and Pressure
C0/12-16-002-29W1/0
SPU 1

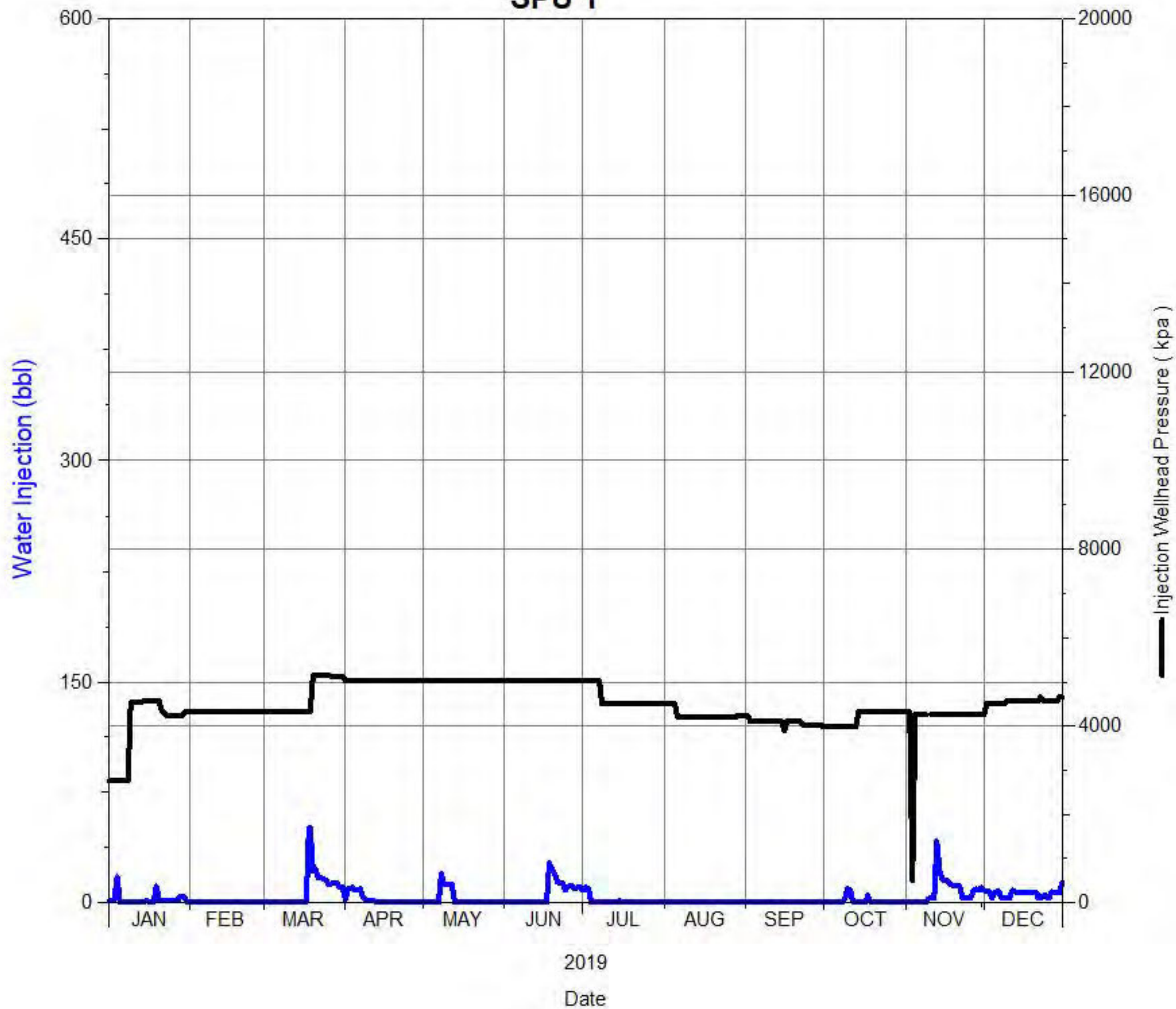


Daily Injection Rate and Pressure
C0/13-09-002-29W1/0
SPU 1



Daily Injection Rate and Pressure

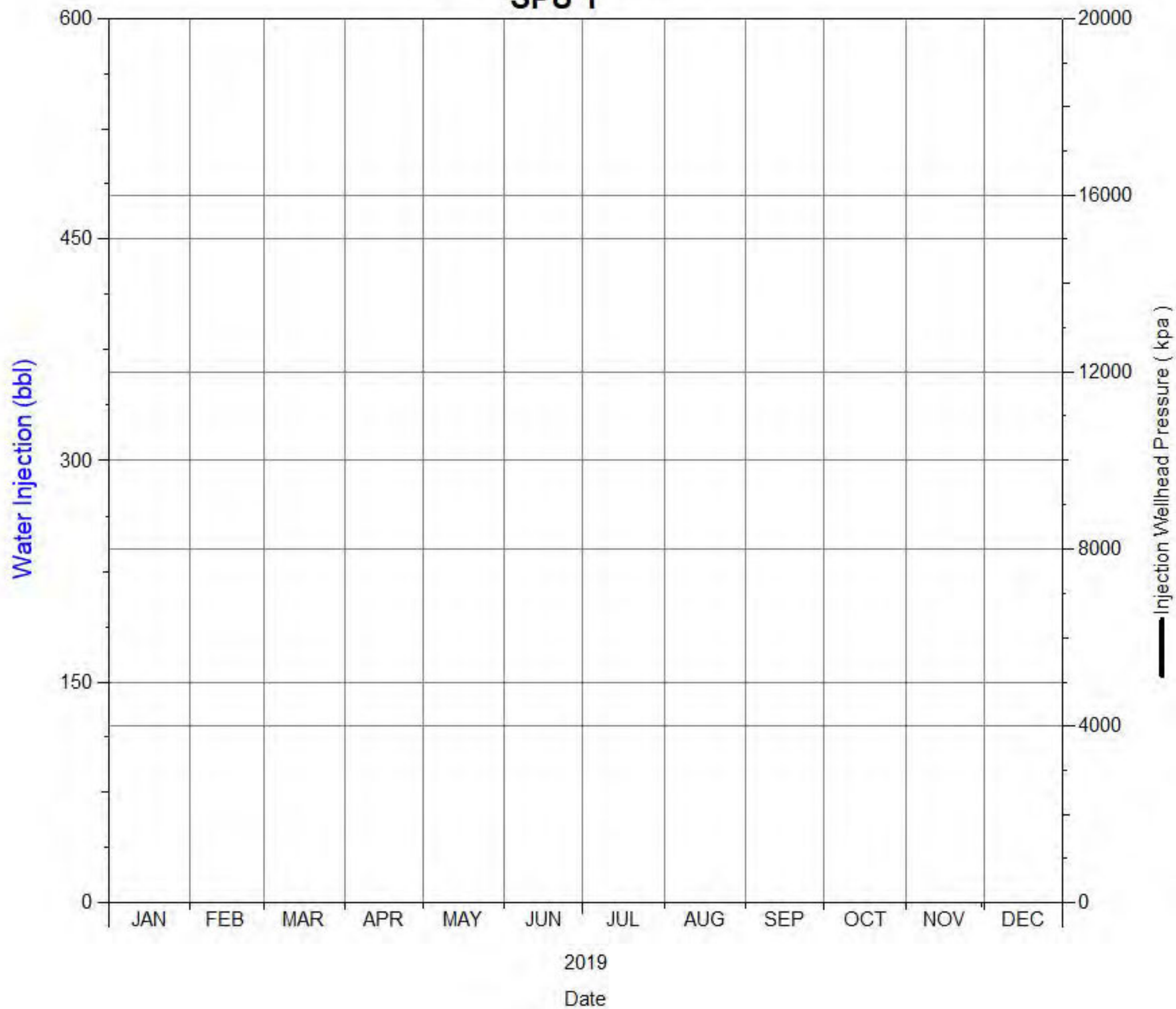
C0/15-04-002-29W1/0
SPU 1



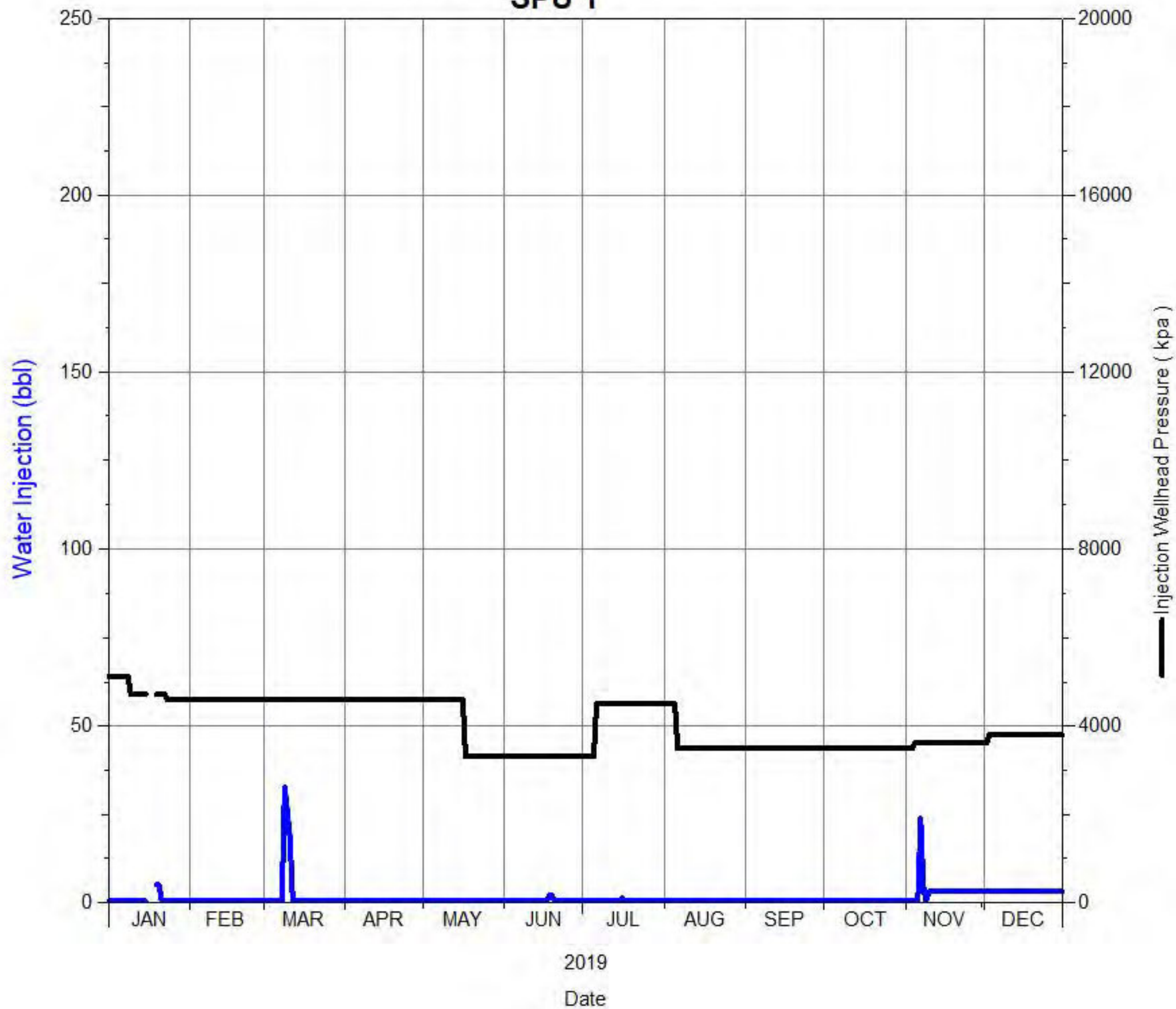
Daily Injection Rate and Pressure

C0/16-09-002-29W1/0

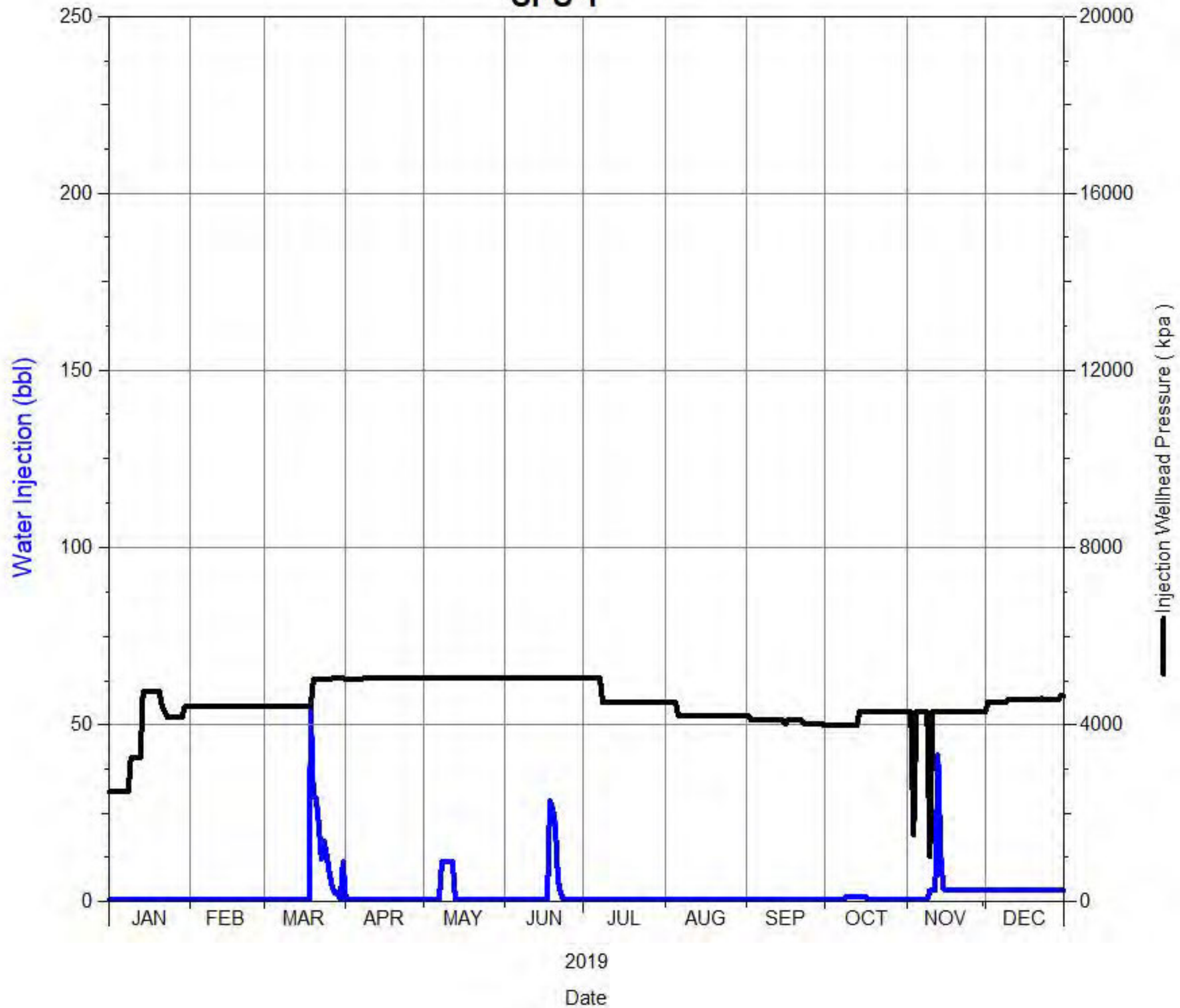
SPU 1



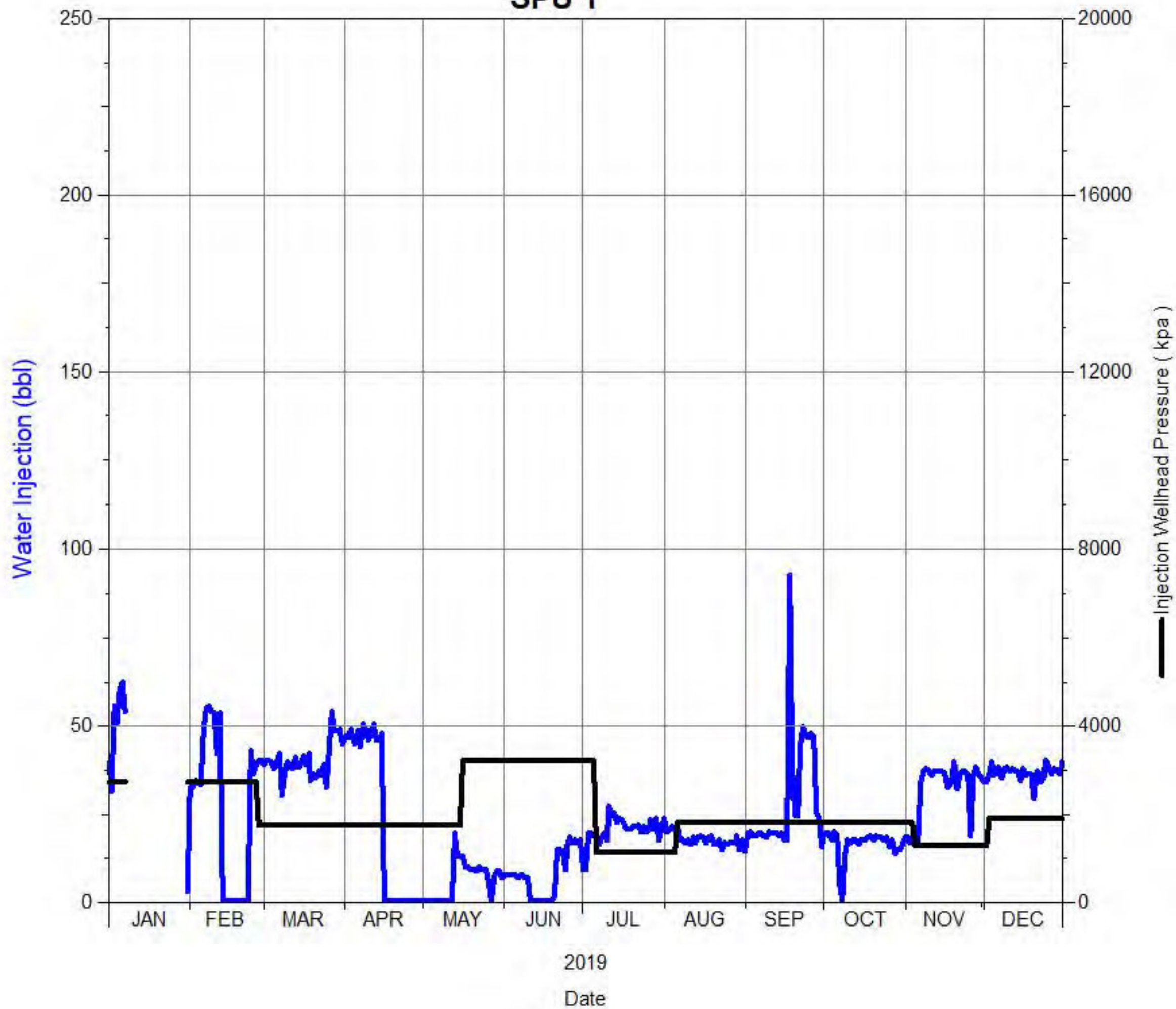
Daily Injection Rate and Pressure
C2/07-16-002-29W1/0
SPU 1



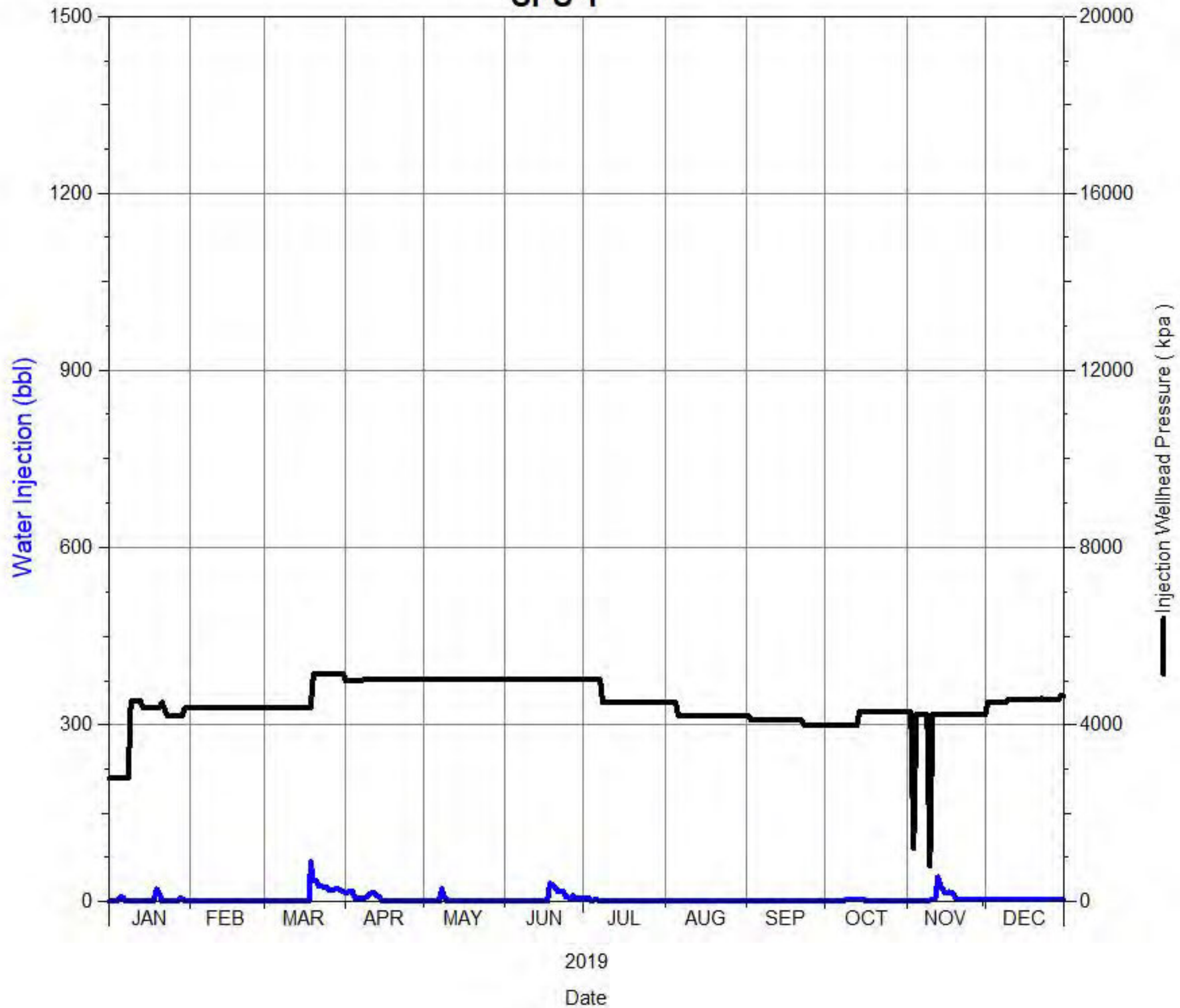
Daily Injection Rate and Pressure
D0/02-09-002-29W1/0
SPU 1



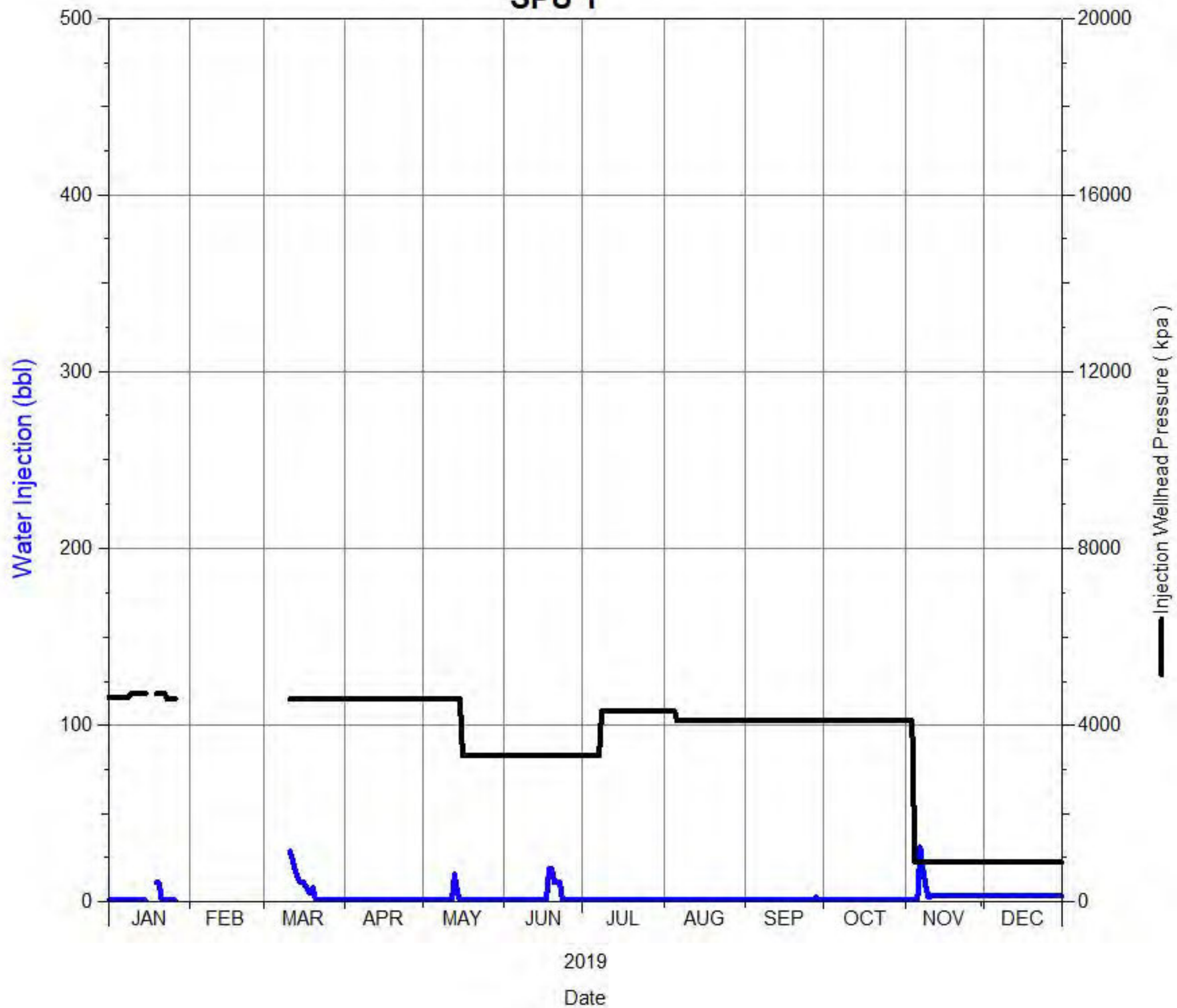
Daily Injection Rate and Pressure
D0/02-17-002-29W1/0
SPU 1



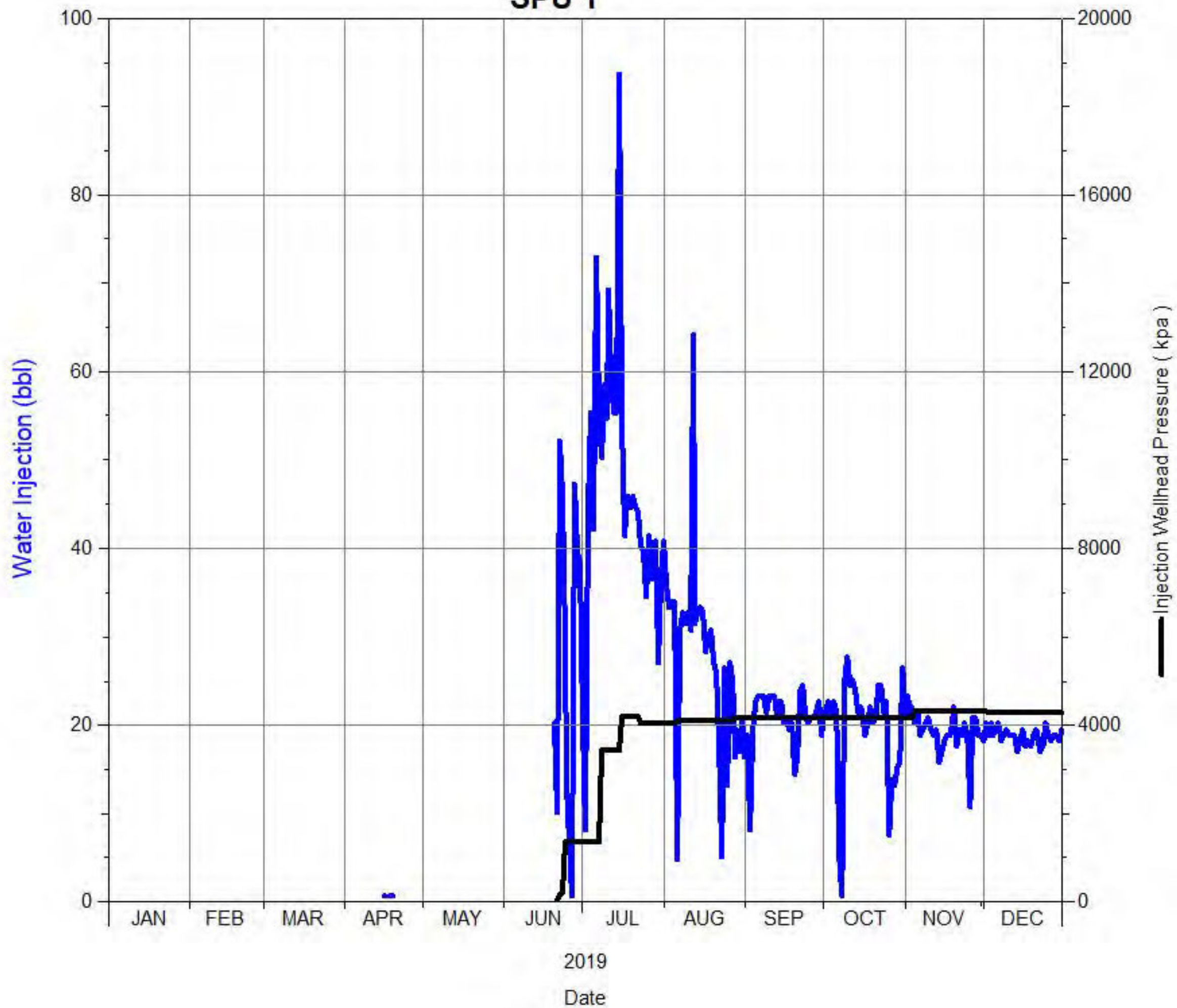
Daily Injection Rate and Pressure
D0/04-09-002-29W1/0
SPU 1



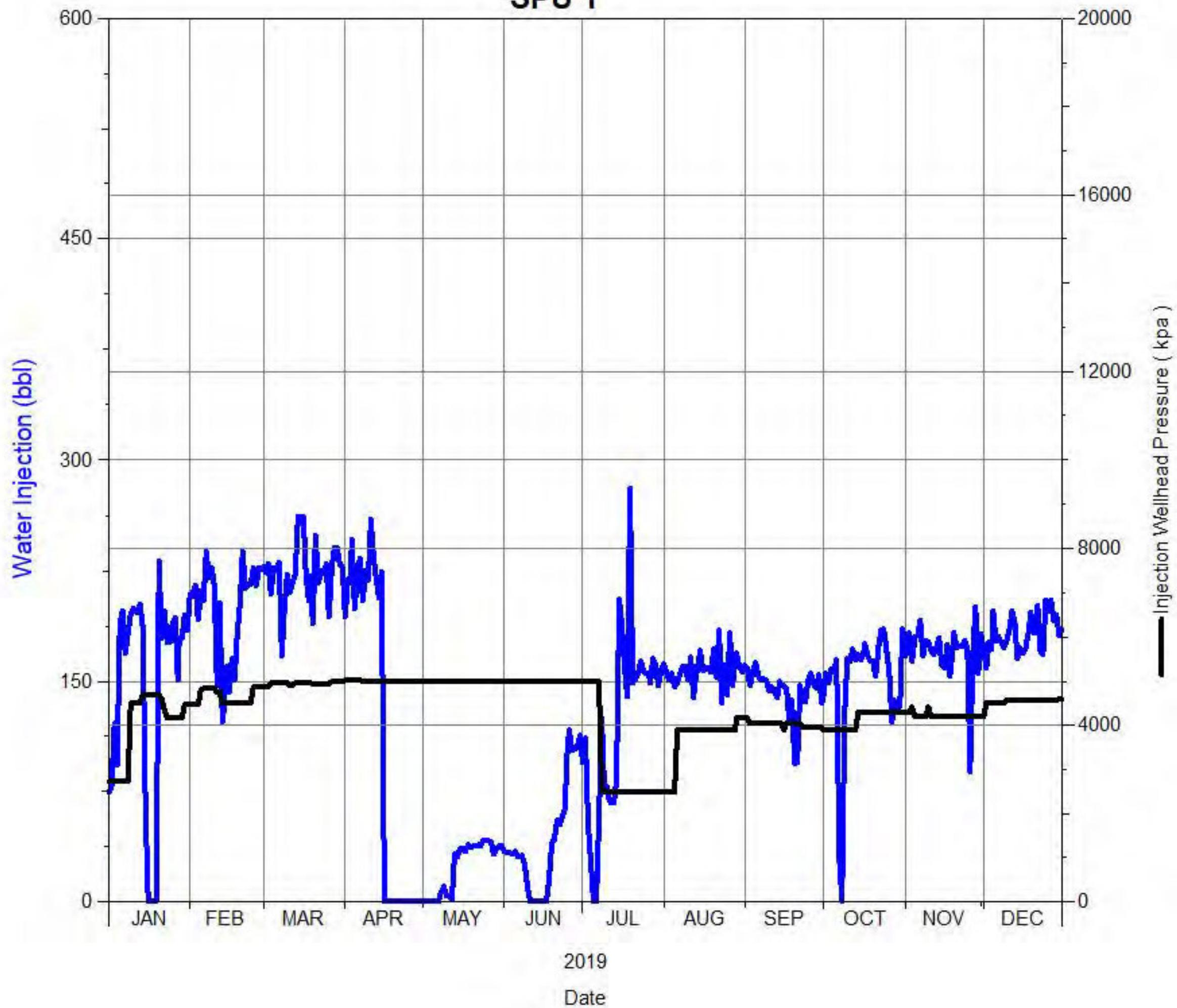
Daily Injection Rate and Pressure
D0/04-17-002-29W1/0
SPU 1



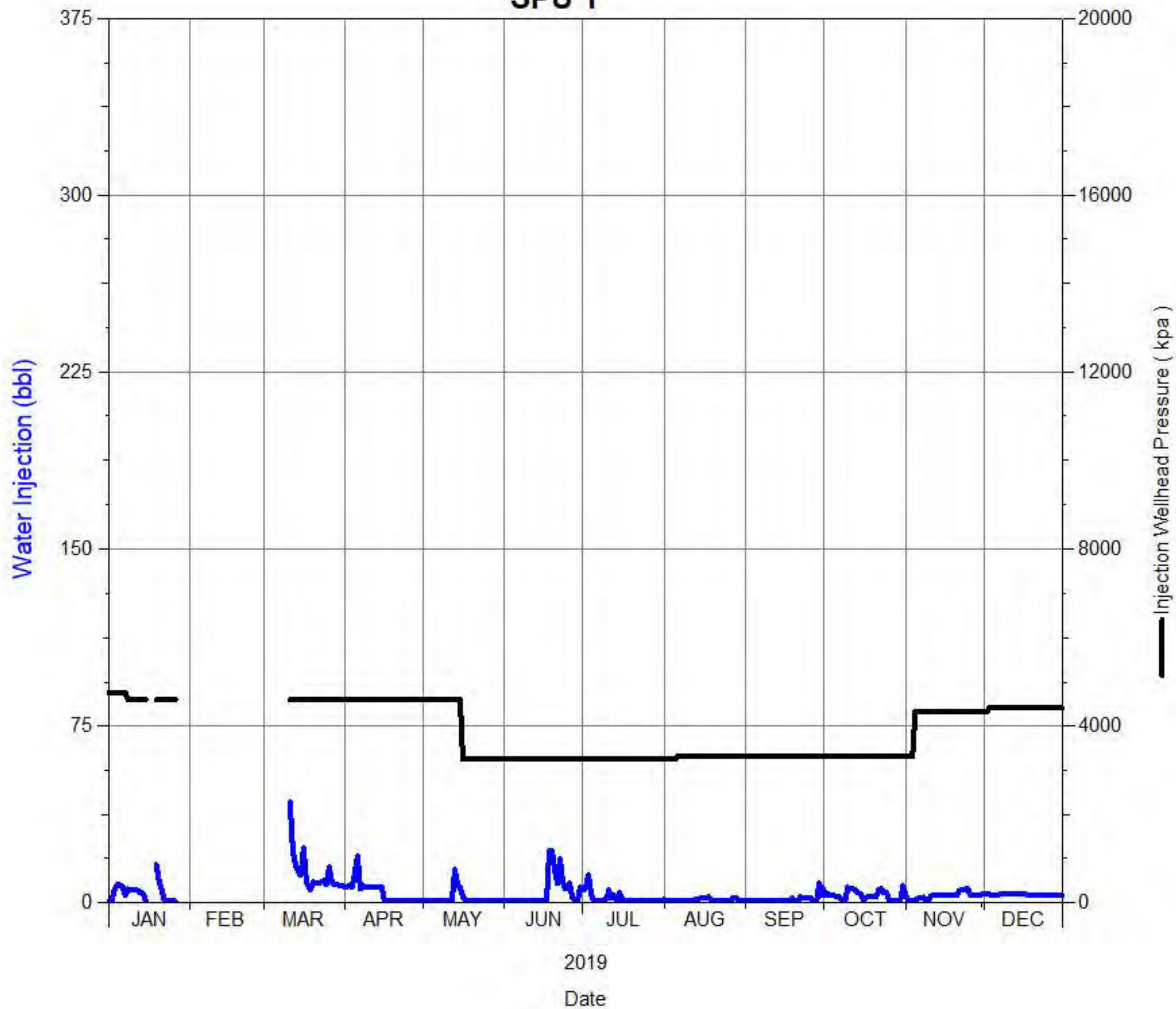
Daily Injection Rate and Pressure
D0/05-17-002-29W1/0
SPU 1



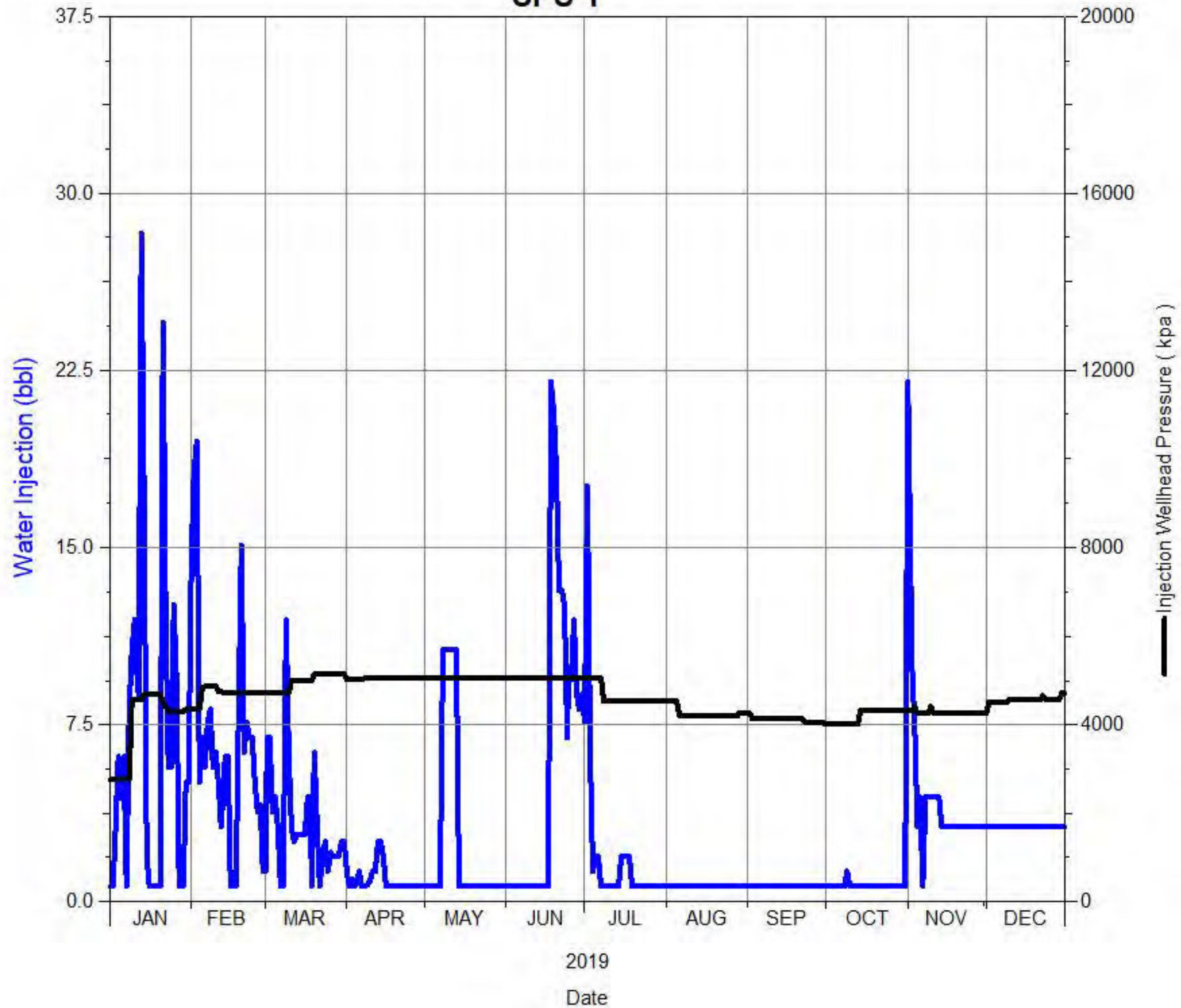
Daily Injection Rate and Pressure
D0/06-09-002-29W1/0
SPU 1



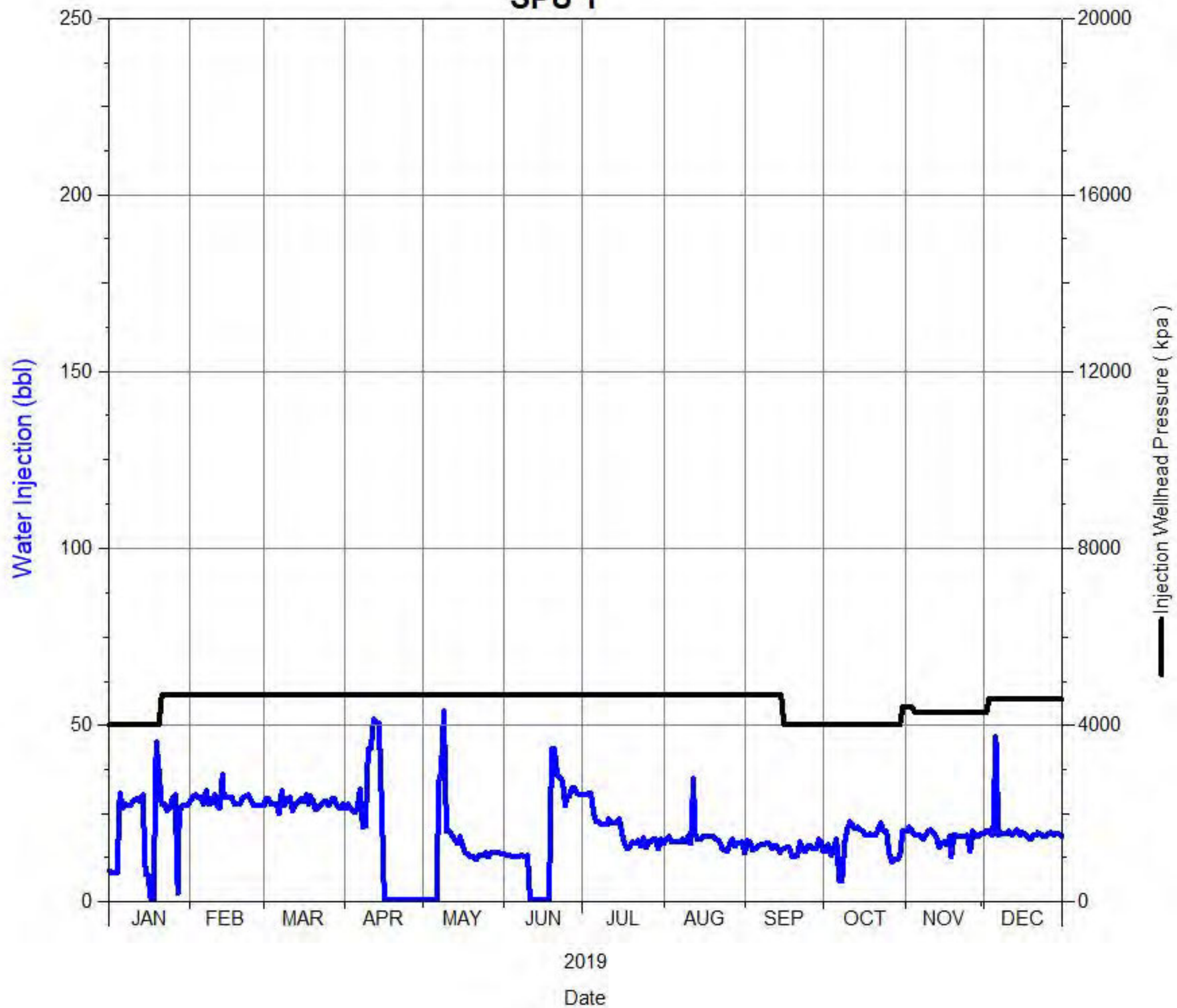
Daily Injection Rate and Pressure
D0/06-17-002-29W1/0
SPU 1



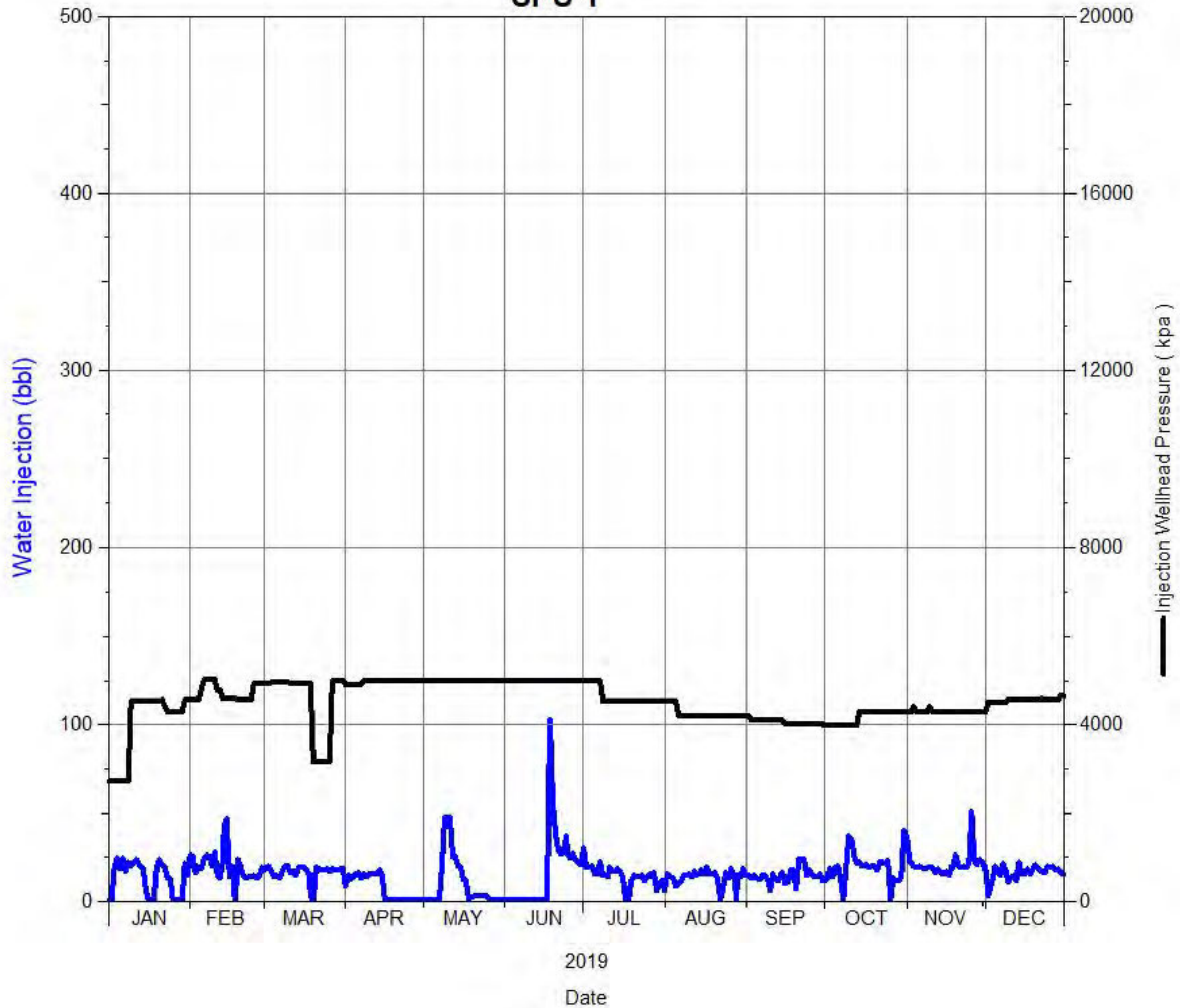
Daily Injection Rate and Pressure
D0/11-04-002-29W1/0
SPU 1



Daily Injection Rate and Pressure
D0/14-09-002-29W1/0
SPU 1



Daily Injection Rate and Pressure
D0/16-05-002-29W1/0
SPU 1



Injection Well	Date	Injection Pressure (kPa)	Water Injection (bbls)
00/01-09-002-29W1/0	19-Jan	3000	22.01
00/01-16-002-29W1/0	19-Jan	4490	102.52
00/01-17-002-29W1/0	19-Jan	1324	50.95
00/02-08-002-29W1/0	19-Jan	4560	0.63
00/02-09-002-29W1/0	19-Jan	4400	0.63
00/02-16-002-29W1/0	19-Jan	2500	39.63
00/02-17-002-29W1/0	19-Jan	4650	0.63
00/03-09-002-29W1/0	19-Jan	4550	17.61
00/03-16-002-29W1/0	19-Jan	690	63.53
00/04-09-002-29W1/0	19-Jan	3210	1107.01
00/04-15-002-29W1/0	19-Jan	4508	23.9
00/04-16-002-29W1/0	19-Jan	4700	0.63
00/05-09-002-29W1/0	19-Jan		0.63
00/05-15-002-29W1/0	19-Jan	4262	34.53
00/05-16-002-29W1/0	19-Jan		0.63
00/06-08-002-29W1/0	19-Jan	2800	33.34
00/06-09-002-29W1/0	19-Jan	4250	76.74
00/06-16-002-29W1/0	19-Jan	4700	0.63
00/07-09-002-29W1/0	19-Jan	1200	0.63
00/07-16-002-29W1/0	19-Jan	3865	76.74
00/08-08-002-29W1/0	19-Jan		0.63
00/08-16-002-29W1/0	19-Jan	4290	10.06
00/08-18-002-29W1/0	19-Jan	4050	37.74
00/09-09-002-29W1/0	19-Jan	4320	66.04
00/10-08-002-29W1/0	19-Jan	2800	23.27
00/10-09-002-29W1/0	19-Jan	4125	128.31
00/10-16-002-29W1/0	19-Jan	4450	13.84
00/11-09-002-29W1/0	19-Jan	4333	30.19
00/11-16-002-29W1/0	19-Jan		52.21
00/12-04-002-29W1/0	19-Jan	4300	0.63
00/12-08-002-29W1/0	19-Jan	4500	0.63
00/12-17-002-29W1/0	19-Jan	4700	0.63
00/13-09-002-29W1/0	19-Jan	4183	348.46
00/14-04-002-29W1/0	19-Jan	4400	0.63
00/14-08-002-29W1/0	19-Jan	4500	0.63
00/14-09-002-29W1/0	19-Jan	3500	256.62
00/15-04-002-29W1/0	19-Jan	3268	56.61
00/15-09-002-29W1/0	19-Jan	4326	22.64
00/15-16-002-29W1/0	19-Jan		37.74
00/16-04-002-29W1/0	19-Jan		0.63
00/16-05-002-29W1/0	19-Jan	4500	35.22
00/16-18-002-29W1/0	19-Jan	4700	1.89
02/01-09-002-29W1/0	19-Jan		39.63

Injection Well	Date	Injection Pressure (kPa)	Water Injection (bbls)
02/03-08-002-29W1/0	19-Jan		119.51
02/08-09-002-29W1/0	19-Jan	4400	0.63
02/08-16-002-29W1/0	19-Jan	4500	25.79
02/09-09-002-29W1/0	19-Jan	4340	15.1
02/10-16-002-29W1/0	19-Jan	4450	13.84
02/12-09-002-29W1/0	19-Jan	4550	52.83
02/13-04-002-29W1/0	19-Jan	4540	0.63
02/15-09-002-29W1/0	19-Jan	4326	22.64
02/16-09-002-29W1/0	19-Jan	4500	0.63
03/03-16-002-29W1/0	19-Jan	4200	56.61
03/16-09-002-29W1/0	19-Jan	4560	10.63
A0/10-09-002-29W1/0	19-Jan	4550	55.98
B0/01-09-002-29W1/0	19-Jan	908	47.8
B0/02-17-002-29W1/0	19-Jan	4650	0.63
B0/03-09-002-29W1/0	19-Jan	4625	23.9
B0/04-16-002-29W1/0	19-Jan	4600	0.63
B0/05-15-002-29W1/0	19-Jan	4503	41.51
B0/06-09-002-29W1/0	19-Jan	4500	11.32
B0/06-16-002-29W1/0	19-Jan	4700	0.63
B0/07-09-002-29W1/0	19-Jan	800	0.63
B0/07-16-002-29W1/0	19-Jan	4520	33.34
B0/08-09-002-29W1/0	19-Jan	4300	0.63
B0/08-16-002-29W1/0	19-Jan	4490	0.63
B0/11-09-002-29W1/0	19-Jan	4333	10.06
B0/11-16-002-29W1/0	19-Jan	896	57.24
B0/12-17-002-29W1/0	19-Jan	4700	0.63
B0/13-04-002-29W1/0	19-Jan	4500	0.63
B0/14-04-002-29W1/0	19-Jan	4380	0.63
B0/14-08-002-29W1/0	19-Jan	4500	0.63
B0/15-16-002-29W1/0	19-Jan		15.1
C0/04-16-002-29W1/0	19-Jan	4484	70.45
C0/15-04-002-29W1/0	19-Jan	4325	0.63
C2/07-16-002-29W1/0	19-Jan	4600	0.63
D0/02-09-002-29W1/0	19-Jan	4400	0.63
D0/02-17-002-29W1/0	19-Jan	2715	3.14
D0/04-09-002-29W1/0	19-Jan	4380	0.63
D0/06-09-002-29W1/0	19-Jan	4475	184.92
D0/11-04-002-29W1/0	19-Jan	4350	5.03
D0/14-09-002-29W1/0	19-Jan	4695	27.05
D0/16-05-002-29W1/0	19-Jan	4550	14.47
00/01-09-002-29W1/0	19-Feb	3440	41.51
00/01-16-002-29W1/0	19-Feb	4490	102.52
00/01-17-002-29W1/0	19-Feb	3890	64.79

Injection Well	Date	Injection Pressure (kPa)	Water Injection (bbls)
00/02-08-002-29W1/0	19-Feb	4560	0.63
00/02-09-002-29W1/0	19-Feb	4400	0.63
00/02-16-002-29W1/0	19-Feb	2500	49.69
00/02-17-002-29W1/0	19-Feb	4650	0.63
00/03-09-002-29W1/0	19-Feb	4600	55.35
00/03-16-002-29W1/0	19-Feb	2595	79.88
00/04-09-002-29W1/0	19-Feb	2300	1100.72
00/04-15-002-29W1/0	19-Feb	4880	40.25
00/04-16-002-29W1/0	19-Feb	4700	0.63
00/05-09-002-29W1/0	19-Feb	2760	805.1
00/05-15-002-29W1/0	19-Feb	3730	36.42
00/05-16-002-29W1/0	19-Feb	900	46.54
00/06-08-002-29W1/0	19-Feb	2800	38.37
00/06-09-002-29W1/0	19-Feb	4825	244.8
00/06-16-002-29W1/0	19-Feb	4700	0.63
00/07-09-002-29W1/0	19-Feb	4630	0.63
00/07-16-002-29W1/0	19-Feb	4035	85.54
00/08-08-002-29W1/0	19-Feb		0.63
00/08-16-002-29W1/0	19-Feb	4290	10.19
00/08-18-002-29W1/0	19-Feb	4390	48.43
00/09-09-002-29W1/0	19-Feb	4320	119.51
00/10-08-002-29W1/0	19-Feb	2800	0.63
00/10-09-002-29W1/0	19-Feb	4800	0.63
00/10-16-002-29W1/0	19-Feb	4450	7.61
00/11-09-002-29W1/0	19-Feb	4333	51.58
00/11-16-002-29W1/0	19-Feb		34.78
00/12-04-002-29W1/0	19-Feb	4300	0.63
00/12-08-002-29W1/0	19-Feb	4500	0.63
00/12-17-002-29W1/0	19-Feb	4700	0.63
00/13-09-002-29W1/0	19-Feb	4183	370.47
00/14-04-002-29W1/0	19-Feb	4400	0.63
00/14-08-002-29W1/0	19-Feb	4500	0.63
00/14-09-002-29W1/0	19-Feb	3500	251.59
00/15-04-002-29W1/0	19-Feb	4330	54.72
00/15-09-002-29W1/0	19-Feb	4326	35.85
00/15-16-002-29W1/0	19-Feb	2378	80.51
00/16-04-002-29W1/0	19-Feb		0.63
00/16-05-002-29W1/0	19-Feb	4950	39
00/16-18-002-29W1/0	19-Feb	4700	0.63
02/01-09-002-29W1/0	19-Feb	3250	78.62
02/03-08-002-29W1/0	19-Feb		103.15
02/08-09-002-29W1/0	19-Feb	4400	0.63
02/08-16-002-29W1/0	19-Feb	4500	34.22

Injection Well	Date	Injection Pressure (kPa)	Water Injection (bbls)
02/09-09-002-29W1/0	19-Feb	4340	32.71
02/10-16-002-29W1/0	19-Feb	4450	19.88
02/12-09-002-29W1/0	19-Feb	4550	58.5
02/12-16-002-29W1/0	19-Feb	4550	12.08
02/13-04-002-29W1/0	19-Feb	4540	0.63
02/15-09-002-29W1/0	19-Feb	4326	35.22
02/16-09-002-29W1/0	19-Feb	4500	0.63
03/03-16-002-29W1/0	19-Feb	4810	55.98
03/15-16-002-29W1/0	19-Feb	4700	0.63
03/16-09-002-29W1/0	19-Feb	4640	1.26
A0/10-09-002-29W1/0	19-Feb	4550	159.13
B0/01-09-002-29W1/0	19-Feb	4160	49.69
B0/02-17-002-29W1/0	19-Feb	4650	0.63
B0/03-09-002-29W1/0	19-Feb	4532	25.79
B0/04-16-002-29W1/0	19-Feb	4600	0.63
B0/05-15-002-29W1/0	19-Feb	3281	33.96
B0/06-09-002-29W1/0	19-Feb	4750	12.08
B0/06-16-002-29W1/0	19-Feb	4700	0.63
B0/07-09-002-29W1/0	19-Feb	4629	60.38
B0/07-16-002-29W1/0	19-Feb	4922	34.59
B0/08-09-002-29W1/0	19-Feb	4300	0.63
B0/08-16-002-29W1/0	19-Feb	4950	0.63
B0/11-09-002-29W1/0	19-Feb	4333	16.35
B0/11-16-002-29W1/0	19-Feb	792	42.52
B0/12-17-002-29W1/0	19-Feb	4700	0.63
B0/13-04-002-29W1/0	19-Feb	4500	0.63
B0/14-04-002-29W1/0	19-Feb	4380	1.76
B0/14-08-002-29W1/0	19-Feb	4500	0.63
B0/15-16-002-29W1/0	19-Feb		52.21
C0/04-16-002-29W1/0	19-Feb	4565	47.17
C0/05-16-002-29W1/0	19-Feb	4898	37.74
C0/11-16-002-29W1/0	19-Feb	4700	0.63
C0/15-04-002-29W1/0	19-Feb	4325	0.63
C2/07-16-002-29W1/0	19-Feb	4600	0.63
D0/02-09-002-29W1/0	19-Feb	4400	0.63
D0/02-17-002-29W1/0	19-Feb	1760	40.25
D0/04-09-002-29W1/0	19-Feb	4380	0.63
D0/06-09-002-29W1/0	19-Feb	4880	225.74
D0/11-04-002-29W1/0	19-Feb	4700	1.26
D0/14-09-002-29W1/0	19-Feb	4695	27.05
D0/16-05-002-29W1/0	19-Feb	4920	19.5
00/01-09-002-29W1/0	19-Mar	4660	33.96
00/01-16-002-29W1/0	19-Mar	4490	96.23

Injection Well	Date	Injection Pressure (kPa)	Water Injection (bbls)
00/01-17-002-29W1/0	19-Mar	4530	103.78
00/02-08-002-29W1/0	19-Mar	5050	0.63
00/02-09-002-29W1/0	19-Mar	4400	0.63
00/02-16-002-29W1/0	19-Mar	2500	54.72
00/02-17-002-29W1/0	19-Mar	4650	0.63
00/03-09-002-29W1/0	19-Mar	5150	25.79
00/03-16-002-29W1/0	19-Mar	3145	54.09
00/04-09-002-29W1/0	19-Mar	2660	1107.01
00/04-15-002-29W1/0	19-Mar	5020	34.59
00/04-16-002-29W1/0	19-Mar	4700	0.63
00/04-17-002-29W1/0	19-Mar	4550	0.63
00/05-09-002-29W1/0	19-Mar	3500	918.31
00/05-15-002-29W1/0	19-Mar	3730	40.25
00/05-16-002-29W1/0	19-Mar	2150	42.39
00/06-08-002-29W1/0	19-Mar	2800	34.59
00/06-09-002-29W1/0	19-Mar	2880	133.97
00/06-16-002-29W1/0	19-Mar	4700	0.63
00/06-17-002-29W1/0	19-Mar	4600	0.63
00/07-09-002-29W1/0	19-Mar	5000	0.63
00/07-16-002-29W1/0	19-Mar	4105	71.07
00/08-08-002-29W1/0	19-Mar		0.63
00/08-16-002-29W1/0	19-Mar	4290	13.84
00/08-18-002-29W1/0	19-Mar	4390	50.95
00/09-09-002-29W1/0	19-Mar	4320	92.46
00/10-08-002-29W1/0	19-Mar	2800	29.56
00/10-09-002-29W1/0	19-Mar	3210	53.46
00/10-16-002-29W1/0	19-Mar	4450	11.95
00/11-09-002-29W1/0	19-Mar	4333	52.21
00/11-16-002-29W1/0	19-Mar		47.8
00/12-04-002-29W1/0	19-Mar	4300	0.63
00/12-08-002-29W1/0	19-Mar	4500	6.29
00/12-17-002-29W1/0	19-Mar	4700	0.63
00/13-09-002-29W1/0	19-Mar	4183	411.98
00/14-04-002-29W1/0	19-Mar	5170	12.58
00/14-08-002-29W1/0	19-Mar	4500	0.63
00/14-09-002-29W1/0	19-Mar	3500	324.55
00/15-04-002-29W1/0	19-Mar	5070	59.12
00/15-09-002-29W1/0	19-Mar	4326	34.59
00/15-16-002-29W1/0	19-Mar	2964	23.9
00/16-04-002-29W1/0	19-Mar		0.63
00/16-05-002-29W1/0	19-Mar	5000	37.74
00/16-18-002-29W1/0	19-Mar	4700	0.63
02/01-09-002-29W1/0	19-Mar	1650	42.14

Injection Well	Date	Injection Pressure (kPa)	Water Injection (bbls)
02/03-08-002-29W1/0	19-Mar		85.54
02/08-09-002-29W1/0	19-Mar	5060	0.63
02/08-16-002-29W1/0	19-Mar	4970	34.59
02/09-09-002-29W1/0	19-Mar	1010	26.42
02/10-16-002-29W1/0	19-Mar	4450	20.13
02/12-09-002-29W1/0	19-Mar	4550	0.63
02/12-16-002-29W1/0	19-Mar	4550	13.84
02/13-04-002-29W1/0	19-Mar	5160	6.29
02/15-09-002-29W1/0	19-Mar	4326	34.59
02/16-09-002-29W1/0	19-Mar	4500	0.63
03/03-16-002-29W1/0	19-Mar	4810	53.46
03/15-16-002-29W1/0	19-Mar	4700	0.63
03/16-09-002-29W1/0	19-Mar	5040	22.64
A0/10-09-002-29W1/0	19-Mar	3790	169.2
B0/01-09-002-29W1/0	19-Mar	4000	53.46
B0/02-17-002-29W1/0	19-Mar	4650	0.63
B0/03-09-002-29W1/0	19-Mar	5125	26.42
B0/04-16-002-29W1/0	19-Mar	4600	0.63
B0/05-15-002-29W1/0	19-Mar	3281	45.29
B0/06-09-002-29W1/0	19-Mar	5000	11.32
B0/06-16-002-29W1/0	19-Mar	4700	0.63
B0/07-09-002-29W1/0	19-Mar	5050	50.32
B0/07-16-002-29W1/0	19-Mar	4950	33.96
B0/08-09-002-29W1/0	19-Mar	4300	0.63
B0/08-16-002-29W1/0	19-Mar	4950	95.61
B0/11-09-002-29W1/0	19-Mar	4333	16.35
B0/11-16-002-29W1/0	19-Mar	1551	24.53
B0/12-17-002-29W1/0	19-Mar	4700	0.63
B0/13-04-002-29W1/0	19-Mar	5100	0.63
B0/14-04-002-29W1/0	19-Mar	4160	0.63
B0/14-08-002-29W1/0	19-Mar	4500	0.63
B0/15-16-002-29W1/0	19-Mar	923.8	44.03
C0/04-16-002-29W1/0	19-Mar	4920	28.93
C0/05-16-002-29W1/0	19-Mar	4979	0.63
C0/11-16-002-29W1/0	19-Mar	4700	0.63
C0/15-04-002-29W1/0	19-Mar	5100	10.69
C2/07-16-002-29W1/0	19-Mar	4600	0.63
D0/02-09-002-29W1/0	19-Mar	5050	11.32
D0/02-17-002-29W1/0	19-Mar	1760	44.66
D0/04-09-002-29W1/0	19-Mar	5150	17.61
D0/04-17-002-29W1/0	19-Mar	4600	0.63
D0/06-09-002-29W1/0	19-Mar	5000	226.43
D0/06-17-002-29W1/0	19-Mar	4600	6.92

Injection Well	Date	Injection Pressure (kPa)	Water Injection (bbls)
D0/11-04-002-29W1/0	19-Mar	5150	2.52
D0/14-09-002-29W1/0	19-Mar	4695	27.68
D0/16-05-002-29W1/0	19-Mar	5000	18.24
00/01-09-002-29W1/0	19-Apr	4730	0.63
00/01-16-002-29W1/0	19-Apr	4490	0.63
00/01-17-002-29W1/0	19-Apr	5000	0.63
00/02-08-002-29W1/0	19-Apr	5030	0.63
00/02-09-002-29W1/0	19-Apr	5050	0.63
00/02-16-002-29W1/0	19-Apr	2500	0.63
00/02-17-002-29W1/0	19-Apr	4650	0.63
00/03-09-002-29W1/0	19-Apr	5025	0.63
00/03-16-002-29W1/0	19-Apr	3850	0.63
00/04-09-002-29W1/0	19-Apr	2700	968.63
00/04-15-002-29W1/0	19-Apr	4950	0.63
00/04-16-002-29W1/0	19-Apr	4700	0.63
00/04-17-002-29W1/0	19-Apr	4550	0.63
00/05-09-002-29W1/0	19-Apr	3670	830.25
00/05-15-002-29W1/0	19-Apr	4245	0.63
00/05-16-002-29W1/0	19-Apr	2250	0.63
00/06-08-002-29W1/0	19-Apr	2800	0.63
00/06-09-002-29W1/0	19-Apr	3370	0.63
00/06-16-002-29W1/0	19-Apr	4700	0.63
00/06-17-002-29W1/0	19-Apr	4600	0.63
00/07-09-002-29W1/0	19-Apr	5000	0.63
00/07-16-002-29W1/0	19-Apr	3838	0.63
00/08-08-002-29W1/0	19-Apr		0.63
00/08-16-002-29W1/0	19-Apr	4290	0.63
00/08-18-002-29W1/0	19-Apr	4390	0.63
00/09-09-002-29W1/0	19-Apr	4320	0.63
00/10-08-002-29W1/0	19-Apr	2800	0.63
00/10-09-002-29W1/0	19-Apr	3250	0.63
00/10-16-002-29W1/0	19-Apr	4450	0.63
00/11-09-002-29W1/0	19-Apr	4333	0.63
00/11-16-002-29W1/0	19-Apr	2392	0.63
00/12-04-002-29W1/0	19-Apr	5040	0.63
00/12-08-002-29W1/0	19-Apr	4500	0.63
00/12-17-002-29W1/0	19-Apr	4700	0.63
00/13-09-002-29W1/0	19-Apr	4183	389.34
00/14-04-002-29W1/0	19-Apr	5050	0.63
00/14-08-002-29W1/0	19-Apr	4500	0.63
00/14-09-002-29W1/0	19-Apr	3500	327.07
00/15-04-002-29W1/0	19-Apr	5030	0.63
00/15-09-002-29W1/0	19-Apr	4326	0.63

Injection Well	Date	Injection Pressure (kPa)	Water Injection (bbls)
00/15-16-002-29W1/0	19-Apr	586	0.63
00/16-04-002-29W1/0	19-Apr		0.63
00/16-05-002-29W1/0	19-Apr	5010	0.63
00/16-18-002-29W1/0	19-Apr	4700	0.63
02/01-09-002-29W1/0	19-Apr	2380	0.63
02/03-08-002-29W1/0	19-Apr		0.63
02/08-09-002-29W1/0	19-Apr	5050	0.63
02/08-16-002-29W1/0	19-Apr	5050	0.63
02/09-09-002-29W1/0	19-Apr	1010	0.63
02/10-16-002-29W1/0	19-Apr	4450	0.63
02/12-09-002-29W1/0	19-Apr	4550	0.63
02/12-16-002-29W1/0	19-Apr	4550	0.63
02/13-04-002-29W1/0	19-Apr	5025	0.63
02/15-09-002-29W1/0	19-Apr	4326	0.63
02/16-09-002-29W1/0	19-Apr	5000	0.63
03/03-16-002-29W1/0	19-Apr	4810	0.63
03/15-16-002-29W1/0	19-Apr	4700	0.63
03/16-09-002-29W1/0	19-Apr	5050	0.63
A0/10-09-002-29W1/0	19-Apr	3790	0.63
B0/01-09-002-29W1/0	19-Apr	4200	0.63
B0/02-17-002-29W1/0	19-Apr	4650	0.63
B0/03-09-002-29W1/0	19-Apr	5020	0.63
B0/04-16-002-29W1/0	19-Apr	4600	0.63
B0/05-15-002-29W1/0	19-Apr	4840	0.63
B0/06-09-002-29W1/0	19-Apr	5020	0.63
B0/06-16-002-29W1/0	19-Apr	4700	0.63
B0/07-09-002-29W1/0	19-Apr	5020	0.63
B0/07-16-002-29W1/0	19-Apr	5050	0.63
B0/08-09-002-29W1/0	19-Apr	5000	0.63
B0/08-16-002-29W1/0	19-Apr	4950	0.63
B0/11-09-002-29W1/0	19-Apr	4333	0.63
B0/11-16-002-29W1/0	19-Apr	861	0.63
B0/12-17-002-29W1/0	19-Apr	4700	0.63
B0/13-04-002-29W1/0	19-Apr	5030	0.63
B0/14-04-002-29W1/0	19-Apr	5030	0.63
B0/14-08-002-29W1/0	19-Apr	4500	0.63
B0/15-16-002-29W1/0	19-Apr	896	0.63
C0/04-16-002-29W1/0	19-Apr	4800	0.63
C0/05-16-002-29W1/0	19-Apr	4979	0.63
C0/11-16-002-29W1/0	19-Apr	4700	0.63
C0/15-04-002-29W1/0	19-Apr	5020	0.63
C2/07-16-002-29W1/0	19-Apr	4600	0.63
D0/02-09-002-29W1/0	19-Apr	5050	0.63

Injection Well	Date	Injection Pressure (kPa)	Water Injection (bbls)
D0/02-17-002-29W1/0	19-Apr	1760	0.63
D0/04-09-002-29W1/0	19-Apr	5020	0.63
D0/04-17-002-29W1/0	19-Apr	4600	0.63
D0/06-09-002-29W1/0	19-Apr	5000	0.63
D0/06-17-002-29W1/0	19-Apr	4600	0.63
D0/11-04-002-29W1/0	19-Apr	5050	0.63
D0/14-09-002-29W1/0	19-Apr	4695	0.63
D0/16-05-002-29W1/0	19-Apr	5000	0.63
00/01-09-002-29W1/0	19-May	4730	30.82
00/01-16-002-29W1/0	19-May	3300	30.19
00/01-17-002-29W1/0	19-May	5000	0.63
00/02-08-002-29W1/0	19-May	5030	0.63
00/02-09-002-29W1/0	19-May	5050	0.63
00/02-16-002-29W1/0	19-May	2500	0.63
00/02-17-002-29W1/0	19-May	3300	0.63
00/03-09-002-29W1/0	19-May	5025	19.5
00/03-16-002-29W1/0	19-May	3200	0.63
00/04-09-002-29W1/0	19-May	2700	1113.3
00/04-15-002-29W1/0	19-May	4950	18.87
00/04-16-002-29W1/0	19-May	4700	0.63
00/04-17-002-29W1/0	19-May	3300	0.63
00/05-09-002-29W1/0	19-May	3670	962.34
00/05-15-002-29W1/0	19-May	4245	22.01
00/05-16-002-29W1/0	19-May	2250	0.63
00/06-08-002-29W1/0	19-May	2800	23.27
00/06-09-002-29W1/0	19-May	3370	0.63
00/06-16-002-29W1/0	19-May	4700	0.63
00/06-17-002-29W1/0	19-May	3300	0.63
00/07-09-002-29W1/0	19-May	5000	0.63
00/07-16-002-29W1/0	19-May	2400	22.64
00/08-08-002-29W1/0	19-May		0.63
00/08-16-002-29W1/0	19-May	2700	1.89
00/08-18-002-29W1/0	19-May	3180	0.63
00/09-09-002-29W1/0	19-May	3367	52.83
00/10-08-002-29W1/0	19-May	2650	10.06
00/10-09-002-29W1/0	19-May	3250	37.74
00/10-16-002-29W1/0	19-May	3290	0.63
00/11-09-002-29W1/0	19-May	3380	26.42
00/11-16-002-29W1/0	19-May	2392	14.97
00/12-04-002-29W1/0	19-May	5040	0.63
00/12-08-002-29W1/0	19-May	4500	0.63
00/12-17-002-29W1/0	19-May	3300	0.63
00/13-09-002-29W1/0	19-May	4000	448.46

Injection Well	Date	Injection Pressure (kPa)	Water Injection (bbls)
00/14-04-002-29W1/0	19-May	5050	0.63
00/14-08-002-29W1/0	19-May	4500	0.63
00/14-09-002-29W1/0	19-May	3850	457.27
00/15-04-002-29W1/0	19-May	5030	36.48
00/15-09-002-29W1/0	19-May	3310	25.47
00/15-16-002-29W1/0	19-May	586	0.63
00/16-05-002-29W1/0	19-May	5010	29.56
00/16-18-002-29W1/0	19-May	3300	0.63
02/01-09-002-29W1/0	19-May	2380	10.69
02/03-08-002-29W1/0	19-May		30.19
02/08-09-002-29W1/0	19-May	5050	0.63
02/08-16-002-29W1/0	19-May	2400	4.03
02/09-09-002-29W1/0	19-May	3380	15.72
02/10-16-002-29W1/0	19-May	3200	5.09
02/12-09-002-29W1/0	19-May	4550	37.42
02/12-16-002-29W1/0	19-May	3200	11.45
02/13-04-002-29W1/0	19-May	5025	0.63
02/15-09-002-29W1/0	19-May	3310	25.79
02/16-09-002-29W1/0	19-May	4700	0.63
03/03-16-002-29W1/0	19-May	1400	0.63
03/15-16-002-29W1/0	19-May	4700	0.63
03/16-09-002-29W1/0	19-May	5050	16.98
A0/10-09-002-29W1/0	19-May	3380	27.68
B0/01-09-002-29W1/0	19-May	4200	15.1
B0/02-17-002-29W1/0	19-May	3300	0.63
B0/03-09-002-29W1/0	19-May	5020	18.87
B0/04-16-002-29W1/0	19-May	4600	0.63
B0/05-15-002-29W1/0	19-May	4840	25.16
B0/06-09-002-29W1/0	19-May	5020	8.18
B0/06-16-002-29W1/0	19-May	4700	0.63
B0/07-09-002-29W1/0	19-May	5020	28.93
B0/07-16-002-29W1/0	19-May	2400	18.24
B0/08-09-002-29W1/0	19-May	5000	0.63
B0/08-16-002-29W1/0	19-May	3200	0.63
B0/11-09-002-29W1/0	19-May	3380	9.43
B0/11-16-002-29W1/0	19-May	861	0.63
B0/12-17-002-29W1/0	19-May	3300	0.63
B0/13-04-002-29W1/0	19-May	5030	0.63
B0/14-04-002-29W1/0	19-May	5030	0.63
B0/14-08-002-29W1/0	19-May	4500	0.63
B0/15-16-002-29W1/0	19-May	896	0.63
C0/04-16-002-29W1/0	19-May	4800	0.63
C0/05-16-002-29W1/0	19-May	4979	0.63

Injection Well	Date	Injection Pressure (kPa)	Water Injection (bbls)
C0/11-16-002-29W1/0	19-May	4700	0.63
C0/15-04-002-29W1/0	19-May	5020	0.63
C2/07-16-002-29W1/0	19-May	3300	0.63
D0/02-09-002-29W1/0	19-May	5050	0.63
D0/02-17-002-29W1/0	19-May	3200	6.92
D0/04-09-002-29W1/0	19-May	5020	0.63
D0/04-17-002-29W1/0	19-May	3300	0.63
D0/06-09-002-29W1/0	19-May	5000	37.74
D0/06-17-002-29W1/0	19-May	3250	0.63
D0/11-04-002-29W1/0	19-May	5050	0.63
D0/14-09-002-29W1/0	19-May	4695	13.46
D0/16-05-002-29W1/0	19-May	5000	0.63
00/01-09-002-29W1/0	19-Jun	4730	26.42
00/01-16-002-29W1/0	19-Jun	3300	13.21
00/01-17-002-29W1/0	19-Jun	5000	54.09
00/02-08-002-29W1/0	19-Jun	5030	0.63
00/02-09-002-29W1/0	19-Jun	5050	0.63
00/02-16-002-29W1/0	19-Jun	2500	47.8
00/02-17-002-29W1/0	19-Jun	3300	0.63
00/03-09-002-29W1/0	19-Jun	5025	30.82
00/03-16-002-29W1/0	19-Jun	3200	44.03
00/03-17-002-29W1/0	19-Jun	775	37.74
00/04-09-002-29W1/0	19-Jun	2700	1295.7
00/04-15-002-29W1/0	19-Jun	4950	40.25
00/04-16-002-29W1/0	19-Jun	4700	0.63
00/04-17-002-29W1/0	19-Jun	3300	0.63
00/05-09-002-29W1/0	19-Jun	4300	1056.69
00/05-15-002-29W1/0	19-Jun	4245	37.74
00/05-16-002-29W1/0	19-Jun	2250	45.92
00/05-17-002-29W1/0	19-Jun	965	19.94
00/06-08-002-29W1/0	19-Jun	2800	42.14
00/06-09-002-29W1/0	19-Jun	3370	10.69
00/06-16-002-29W1/0	19-Jun	4700	0.63
00/06-17-002-29W1/0	19-Jun	3300	0.63
00/07-09-002-29W1/0	19-Jun	5000	0.63
00/07-16-002-29W1/0	19-Jun	2400	28.93
00/07-17-002-29W1/0	19-Jun	410	37.11
00/08-08-002-29W1/0	19-Jun		0.63
00/08-16-002-29W1/0	19-Jun	2700	17.49
00/08-18-002-29W1/0	19-Jun	3180	64.16
00/09-09-002-29W1/0	19-Jun	3367	77.99
00/09-17-002-29W1/0	19-Jun		60.38
00/10-08-002-29W1/0	19-Jun	2650	27.05

Injection Well	Date	Injection Pressure (kPa)	Water Injection (bbls)
00/10-09-002-29W1/0	19-Jun	3250	64.79
00/10-16-002-29W1/0	19-Jun	3290	19.5
00/10-17-002-29W1/0	19-Jun	2550	47.17
00/11-09-002-29W1/0	19-Jun	3380	58.31
00/11-16-002-29W1/0	19-Jun	2392	56.36
00/12-04-002-29W1/0	19-Jun	5040	0.63
00/12-08-002-29W1/0	19-Jun	4500	0.63
00/12-17-002-29W1/0	19-Jun	3300	0.63
00/13-08-002-29W1/0	19-Jun	1110	40.76
00/13-09-002-29W1/0	19-Jun	4000	547.21
00/13-16-002-29W1/0	19-Jun	229	47.17
00/14-04-002-29W1/0	19-Jun	5050	15.1
00/14-08-002-29W1/0	19-Jun	4500	0.63
00/14-09-002-29W1/0	19-Jun	3850	389.97
00/14-16-002-29W1/0	19-Jun	105	35.85
00/15-04-002-29W1/0	19-Jun	5030	51.58
00/15-08-002-29W1/0	19-Jun		44.66
00/15-09-002-29W1/0	19-Jun	3310	38.75
00/15-16-002-29W1/0	19-Jun	586	45.29
00/16-05-002-29W1/0	19-Jun	5010	52.83
00/16-18-002-29W1/0	19-Jun	4400	0.63
02/01-09-002-29W1/0	19-Jun	2380	84.28
02/03-08-002-29W1/0	19-Jun		128.94
02/08-09-002-29W1/0	19-Jun	5050	1.26
02/08-16-002-29W1/0	19-Jun	2400	0.63
02/09-09-002-29W1/0	19-Jun	3380	25.79
02/10-16-002-29W1/0	19-Jun	3200	26.61
02/12-09-002-29W1/0	19-Jun	4550	62.33
02/12-16-002-29W1/0	19-Jun	3200	16.98
02/13-04-002-29W1/0	19-Jun	5025	5.79
02/13-08-002-29W1/0	19-Jun	1380	41.83
02/13-16-002-29W1/0	19-Jun	800	1.95
02/15-09-002-29W1/0	19-Jun	3310	26.42
02/16-09-002-29W1/0	19-Jun	4700	27.68
03/03-16-002-29W1/0	19-Jun	1400	39.63
03/11-08-002-29W1/0	19-Jun	68	52.21
03/15-16-002-29W1/0	19-Jun	4700	0.63
03/16-09-002-29W1/0	19-Jun	5050	30.82
A0/10-09-002-29W1/0	19-Jun	3380	153.47
A0/14-08-002-29W1/0	19-Jun	560	39
B0/01-09-002-29W1/0	19-Jun	4200	58.5
B0/01-17-002-29W1/0	19-Jun	654	56.61
B0/02-17-002-29W1/0	19-Jun	3300	0.63

Injection Well	Date	Injection Pressure (kPa)	Water Injection (bbls)
B0/03-09-002-29W1/0	19-Jun	5020	27.05
B0/03-17-002-29W1/0	19-Jun	140	50.32
B0/04-16-002-29W1/0	19-Jun	4600	0.63
B0/05-15-002-29W1/0	19-Jun	4840	38.37
B0/06-09-002-29W1/0	19-Jun	5020	15.1
B0/06-16-002-29W1/0	19-Jun	4700	0.63
B0/07-09-002-29W1/0	19-Jun	5020	20.76
B0/07-16-002-29W1/0	19-Jun	2400	35.22
B0/07-17-002-29W1/0	19-Jun	1180	45.29
B0/08-09-002-29W1/0	19-Jun	5000	0.63
B0/08-16-002-29W1/0	19-Jun	3200	0.63
B0/09-17-002-29W1/0	19-Jun	119	47.05
B0/11-09-002-29W1/0	19-Jun	3380	16.35
B0/11-16-002-29W1/0	19-Jun	861	6.67
B0/12-17-002-29W1/0	19-Jun	3300	0.63
B0/13-04-002-29W1/0	19-Jun	5030	0.63
B0/14-04-002-29W1/0	19-Jun	5030	16.35
B0/14-08-002-29W1/0	19-Jun	4500	0.63
B0/15-16-002-29W1/0	19-Jun	896	52.21
B0/16-17-002-29W1/0	19-Jun	4580	0.63
C0/04-16-002-29W1/0	19-Jun	4800	33.34
C0/04-17-002-29W1/0	19-Jun	1000	46.54
C0/05-16-002-29W1/0	19-Jun	4979	22.64
C0/11-16-002-29W1/0	19-Jun	4700	0.63
C0/12-16-002-29W1/0	19-Jun	1885	48.43
C0/15-04-002-29W1/0	19-Jun	5020	10.69
C2/07-16-002-29W1/0	19-Jun	3300	0.63
D0/02-09-002-29W1/0	19-Jun	5050	0.63
D0/02-17-002-29W1/0	19-Jun	3200	17.61
D0/04-09-002-29W1/0	19-Jun	5020	5.16
D0/04-17-002-29W1/0	19-Jun	3300	0.63
D0/05-17-002-29W1/0	19-Jun	1350	38.37
D0/06-09-002-29W1/0	19-Jun	5000	113.22
D0/06-17-002-29W1/0	19-Jun	3250	6.29
D0/11-04-002-29W1/0	19-Jun	5050	8.81
D0/14-09-002-29W1/0	19-Jun	4695	30.25
D0/16-05-002-29W1/0	19-Jun	5000	20.76
00/01-09-002-29W1/0	19-Jul	2840	55.35
00/01-16-002-29W1/0	19-Jul	915	44.03
00/01-17-002-29W1/0	19-Jul	4200	33.34
00/01-18-002-29W1/0	19-Jul	3100	62.9
00/02-08-002-29W1/0	19-Jul	4810	0.63
00/02-09-002-29W1/0	19-Jul	4510	0.63

Injection Well	Date	Injection Pressure (kPa)	Water Injection (bbls)
00/02-16-002-29W1/0	19-Jul	4500	44.66
00/02-17-002-29W1/0	19-Jul	4360	0.63
00/03-09-002-29W1/0	19-Jul	4520	21.39
00/03-16-002-29W1/0	19-Jul	1260	66.04
00/03-17-002-29W1/0	19-Jul	3000	62.27
00/04-09-002-29W1/0	19-Jul	2480	1203.87
00/04-15-002-29W1/0	19-Jul	4950	22.64
00/04-16-002-29W1/0	19-Jul	4480	0.63
00/04-17-002-29W1/0	19-Jul	4350	0.63
00/05-09-002-29W1/0	19-Jul	3350	1129.02
00/05-15-002-29W1/0	19-Jul	4245	22.01
00/05-16-002-29W1/0	19-Jul	2000	13.21
00/05-17-002-29W1/0	19-Jul	4000	35.85
00/06-08-002-29W1/0	19-Jul	4330	30.82
00/06-09-002-29W1/0	19-Jul	730	149.07
00/06-16-002-29W1/0	19-Jul	4500	0.63
00/06-17-002-29W1/0	19-Jul	4320	0.63
00/07-09-002-29W1/0	19-Jul	4490	0.63
00/07-16-002-29W1/0	19-Jul	3000	45.29
00/07-17-002-29W1/0	19-Jul	1978	60.38
00/08-08-002-29W1/0	19-Jul		0.63
00/08-16-002-29W1/0	19-Jul	4480	2.14
00/08-18-002-29W1/0	19-Jul	3935	22.01
00/09-09-002-29W1/0	19-Jul	4470	59.75
00/09-17-002-29W1/0	19-Jul	2900	59.75
00/10-08-002-29W1/0	19-Jul	4300	8.18
00/10-09-002-29W1/0	19-Jul	3470	71.7
00/10-16-002-29W1/0	19-Jul	3290	0.63
00/10-17-002-29W1/0	19-Jul	3961	0.63
00/11-09-002-29W1/0	19-Jul	4602	37.11
00/11-16-002-29W1/0	19-Jul	2273	57.24
00/12-04-002-29W1/0	19-Jul	4510	0.63
00/12-08-002-29W1/0	19-Jul	4340	0.63
00/12-17-002-29W1/0	19-Jul	4310	0.63
00/13-08-002-29W1/0	19-Jul	3730	37.11
00/13-09-002-29W1/0	19-Jul	4000	520.8
00/13-16-002-29W1/0	19-Jul	2135	51.58
00/14-04-002-29W1/0	19-Jul	4520	0.63
00/14-08-002-29W1/0	19-Jul	4350	0.63
00/14-09-002-29W1/0	19-Jul	3850	360.41
00/14-16-002-29W1/0	19-Jul	105	58.5
00/15-04-002-29W1/0	19-Jul	4510	37.74
00/15-08-002-29W1/0	19-Jul	1500	61.01

Injection Well	Date	Injection Pressure (kPa)	Water Injection (bbls)
00/15-09-002-29W1/0	19-Jul	4609	30.19
00/15-16-002-29W1/0	19-Jul	3307	47.8
00/16-05-002-29W1/0	19-Jul	4500	35.85
00/16-18-002-29W1/0	19-Jul	4280	0.63
02/01-09-002-29W1/0	19-Jul	2720	65.41
02/03-08-002-29W1/0	19-Jul		180.52
02/08-09-002-29W1/0	19-Jul	4560	0.63
02/08-16-002-29W1/0	19-Jul	3100	30.82
02/09-09-002-29W1/0	19-Jul	4609	17.61
02/10-16-002-29W1/0	19-Jul	4380	14.47
02/12-09-002-29W1/0	19-Jul	4550	50.95
02/12-16-002-29W1/0	19-Jul	4460	10.06
02/13-04-002-29W1/0	19-Jul	4510	0.63
02/13-08-002-29W1/0	19-Jul	4000	46.54
02/13-16-002-29W1/0	19-Jul	3307	42.77
02/15-09-002-29W1/0	19-Jul	4609	20.13
02/16-09-002-29W1/0	19-Jul	4560	8.81
03/03-16-002-29W1/0	19-Jul	3727	44.66
03/11-08-002-29W1/0	19-Jul	2250	62.27
03/15-16-002-29W1/0	19-Jul	4460	0.63
03/16-09-002-29W1/0	19-Jul	4560	17.61
A0/10-09-002-29W1/0	19-Jul	4480	48.43
A0/14-08-002-29W1/0	19-Jul	2050	63.53
B0/01-09-002-29W1/0	19-Jul	4370	47.17
B0/01-17-002-29W1/0	19-Jul	3050	65.41
B0/02-17-002-29W1/0	19-Jul	4350	0.63
B0/03-09-002-29W1/0	19-Jul	4450	18.24
B0/03-17-002-29W1/0	19-Jul	2100	61.64
B0/04-16-002-29W1/0	19-Jul	4470	0.63
B0/05-15-002-29W1/0	19-Jul	4202	23.9
B0/06-09-002-29W1/0	19-Jul	4460	10.06
B0/06-16-002-29W1/0	19-Jul	4490	0.63
B0/07-09-002-29W1/0	19-Jul	3740	35.85
B0/07-16-002-29W1/0	19-Jul	4110	20.13
B0/07-17-002-29W1/0	19-Jul	2500	60.38
B0/08-09-002-29W1/0	19-Jul	4340	0.63
B0/08-16-002-29W1/0	19-Jul	4530	0.63
B0/09-17-002-29W1/0	19-Jul	3700	59.75
B0/11-09-002-29W1/0	19-Jul	4609	8.18
B0/11-16-002-29W1/0	19-Jul	2618	48.43
B0/12-17-002-29W1/0	19-Jul	4310	0.63
B0/13-04-002-29W1/0	19-Jul	4520	0.63
B0/14-04-002-29W1/0	19-Jul	4520	0.63

Injection Well	Date	Injection Pressure (kPa)	Water Injection (bbls)
B0/14-08-002-29W1/0	19-Jul	4300	0.63
B0/15-16-002-29W1/0	19-Jul	3221	98.75
B0/16-17-002-29W1/0	19-Jul	4330	0.63
C0/04-16-002-29W1/0	19-Jul	3900	25.79
C0/04-17-002-29W1/0	19-Jul	4000	44.03
C0/05-16-002-29W1/0	19-Jul	3530	18.24
C0/11-16-002-29W1/0	19-Jul	4430	0.63
C0/12-16-002-29W1/0	19-Jul	3755	55.98
C0/15-04-002-29W1/0	19-Jul	4510	0.63
C2/07-16-002-29W1/0	19-Jul	4500	0.63
D0/02-09-002-29W1/0	19-Jul	4490	0.63
D0/02-17-002-29W1/0	19-Jul	1130	20.76
D0/04-09-002-29W1/0	19-Jul	4510	0.63
D0/04-17-002-29W1/0	19-Jul	4330	0.63
D0/05-17-002-29W1/0	19-Jul	4050	36.48
D0/06-09-002-29W1/0	19-Jul	2470	156.62
D0/06-17-002-29W1/0	19-Jul	3250	0.63
D0/11-04-002-29W1/0	19-Jul	4520	0.63
D0/14-09-002-29W1/0	19-Jul	4695	17.61
D0/16-05-002-29W1/0	19-Jul	4520	11.32
00/01-09-002-29W1/0	19-Aug	4210	58.5
00/01-16-002-29W1/0	19-Aug	3500	69.82
00/01-17-002-29W1/0	19-Aug	4250	24.53
00/01-18-002-29W1/0	19-Aug	4050	55.98
00/02-08-002-29W1/0	19-Aug	4300	0.63
00/02-09-002-29W1/0	19-Aug	4200	0.63
00/02-16-002-29W1/0	19-Aug	4500	42.14
00/02-17-002-29W1/0	19-Aug	3150	0.63
00/03-09-002-29W1/0	19-Aug	4300	19.5
00/03-16-002-29W1/0	19-Aug	3000	89.32
00/03-17-002-29W1/0	19-Aug	3100	67.93
00/04-09-002-29W1/0	19-Aug	2490	1075.56
00/04-15-002-29W1/0	19-Aug	4180	20.76
00/04-16-002-29W1/0	19-Aug	4480	0.63
00/04-17-002-29W1/0	19-Aug	4000	0.63
00/05-09-002-29W1/0	19-Aug	3250	869.25
00/05-15-002-29W1/0	19-Aug	4100	20.76
00/05-16-002-29W1/0	19-Aug	2000	58.5
00/05-17-002-29W1/0	19-Aug	4100	15.72
00/06-08-002-29W1/0	19-Aug	4330	63.53
00/06-09-002-29W1/0	19-Aug	4150	211.97
00/06-16-002-29W1/0	19-Aug	4500	0.63
00/06-17-002-29W1/0	19-Aug	3400	0.63

Injection Well	Date	Injection Pressure (kPa)	Water Injection (bbls)
00/07-09-002-29W1/0	19-Aug	4120	0.63
00/07-16-002-29W1/0	19-Aug	3900	109.44
00/07-17-002-29W1/0	19-Aug	2000	64.79
00/08-08-002-29W1/0	19-Aug		0.63
00/08-16-002-29W1/0	19-Aug	4200	1.89
00/08-18-002-29W1/0	19-Aug	3200	20.13
00/09-09-002-29W1/0	19-Aug	4200	45.29
00/09-17-002-29W1/0	19-Aug	3500	69.82
00/10-08-002-29W1/0	19-Aug	4085	0.63
00/10-09-002-29W1/0	19-Aug	4210	86.17
00/10-16-002-29W1/0	19-Aug	4400	0.63
00/10-17-002-29W1/0	19-Aug	3940	0.63
00/11-09-002-29W1/0	19-Aug	4212	34.59
00/11-16-002-29W1/0	19-Aug	2250	67.93
00/12-04-002-29W1/0	19-Aug	4200	0.63
00/12-08-002-29W1/0	19-Aug	4085	0.63
00/12-17-002-29W1/0	19-Aug	4310	0.63
00/13-08-002-29W1/0	19-Aug	4074	19.5
00/13-09-002-29W1/0	19-Aug	4000	479.28
00/13-16-002-29W1/0	19-Aug	4120	47.8
00/14-04-002-29W1/0	19-Aug	4220	0.63
00/14-08-002-29W1/0	19-Aug	4085	0.63
00/14-09-002-29W1/0	19-Aug	4200	325.18
00/14-16-002-29W1/0	19-Aug	1800	80.51
00/15-04-002-29W1/0	19-Aug	4200	34.59
00/15-08-002-29W1/0	19-Aug	2640	57.24
00/15-09-002-29W1/0	19-Aug	4212	29.56
00/15-16-002-29W1/0	19-Aug	4000	57.87
00/16-05-002-29W1/0	19-Aug	4200	27.68
00/16-18-002-29W1/0	19-Aug	4280	0.63
02/01-09-002-29W1/0	19-Aug		59.12
02/03-08-002-29W1/0	19-Aug		163.53
02/08-09-002-29W1/0	19-Aug	4300	0.63
02/08-16-002-29W1/0	19-Aug	4000	25.16
02/09-09-002-29W1/0	19-Aug	4212	18.24
02/10-16-002-29W1/0	19-Aug	4380	15.72
02/12-09-002-29W1/0	19-Aug	4550	44.66
02/12-16-002-29W1/0	19-Aug	4460	10.06
02/13-04-002-29W1/0	19-Aug	4000	0.63
02/13-08-002-29W1/0	19-Aug	4094	15.1
02/13-16-002-29W1/0	19-Aug	4150	22.64
02/15-09-002-29W1/0	19-Aug	4212	19.5
02/16-09-002-29W1/0	19-Aug	4200	6.92

Injection Well	Date	Injection Pressure (kPa)	Water Injection (bbls)
03/03-16-002-29W1/0	19-Aug	3700	37.74
03/11-08-002-29W1/0	19-Aug	4017	51.58
03/15-16-002-29W1/0	19-Aug	4360	0.63
03/16-09-002-29W1/0	19-Aug	4100	17.61
A0/10-09-002-29W1/0	19-Aug	4202	34.59
A0/14-08-002-29W1/0	19-Aug	3160	62.27
B0/01-09-002-29W1/0	19-Aug	4200	41.51
B0/01-17-002-29W1/0	19-Aug	4325	55.35
B0/02-17-002-29W1/0	19-Aug	3100	0.63
B0/03-09-002-29W1/0	19-Aug	4210	15.72
B0/03-17-002-29W1/0	19-Aug	2100	66.04
B0/04-16-002-29W1/0	19-Aug	3400	0.63
B0/05-15-002-29W1/0	19-Aug	4050	22.01
B0/06-09-002-29W1/0	19-Aug	4200	8.81
B0/06-16-002-29W1/0	19-Aug	4490	0.63
B0/07-09-002-29W1/0	19-Aug	4190	31.45
B0/07-16-002-29W1/0	19-Aug	4225	12.58
B0/07-17-002-29W1/0	19-Aug	3200	50.95
B0/08-09-002-29W1/0	19-Aug	4220	0.63
B0/08-16-002-29W1/0	19-Aug	2800	0.63
B0/09-17-002-29W1/0	19-Aug	4100	54.72
B0/11-09-002-29W1/0	19-Aug	4212	8.18
B0/11-16-002-29W1/0	19-Aug	3200	67.93
B0/12-17-002-29W1/0	19-Aug	3150	0.63
B0/13-04-002-29W1/0	19-Aug	4210	0.63
B0/14-04-002-29W1/0	19-Aug	4210	0.63
B0/14-08-002-29W1/0	19-Aug	4074	0.63
B0/15-16-002-29W1/0	19-Aug	4100	56.61
B0/16-17-002-29W1/0	19-Aug	3500	0.63
C0/04-16-002-29W1/0	19-Aug	4250	22.01
C0/04-17-002-29W1/0	19-Aug	4025	22.64
C0/05-16-002-29W1/0	19-Aug	3500	16.98
C0/11-16-002-29W1/0	19-Aug	4430	0.63
C0/12-16-002-29W1/0	19-Aug	4160	42.77
C0/15-04-002-29W1/0	19-Aug	4210	0.63
C2/07-16-002-29W1/0	19-Aug	3500	0.63
D0/02-09-002-29W1/0	19-Aug	4200	0.63
D0/02-17-002-29W1/0	19-Aug	1800	17.61
D0/04-09-002-29W1/0	19-Aug	4200	0.63
D0/04-17-002-29W1/0	19-Aug	4100	0.63
D0/05-17-002-29W1/0	19-Aug	4150	20.76
D0/06-09-002-29W1/0	19-Aug	4150	155.99
D0/06-17-002-29W1/0	19-Aug	3300	0.63

Injection Well	Date	Injection Pressure (kPa)	Water Injection (bbls)
D0/11-04-002-29W1/0	19-Aug	4250	0.63
D0/14-09-002-29W1/0	19-Aug	4695	16.98
D0/16-05-002-29W1/0	19-Aug	4200	18.87
00/01-09-002-29W1/0	19-Sep	4000	45.92
00/01-16-002-29W1/0	19-Sep	3600	52.83
00/01-17-002-29W1/0	19-Sep	4025	19.69
00/01-18-002-29W1/0	19-Sep	4050	38.37
00/02-08-002-29W1/0	19-Sep	4200	0.63
00/02-09-002-29W1/0	19-Sep	4000	0.63
00/02-16-002-29W1/0	19-Sep	4100	35.22
00/02-17-002-29W1/0	19-Sep	3150	0.63
00/03-09-002-29W1/0	19-Sep	4000	14.47
00/03-16-002-29W1/0	19-Sep	2350	82.4
00/03-17-002-29W1/0	19-Sep	3450	62.27
00/04-09-002-29W1/0	19-Sep	2400	1095.68
00/04-15-002-29W1/0	19-Sep	4000	15.72
00/04-16-002-29W1/0	19-Sep	4480	0.63
00/04-17-002-29W1/0	19-Sep	4000	0.63
00/05-09-002-29W1/0	19-Sep	3200	893.78
00/05-15-002-29W1/0	19-Sep	4000	18.24
00/05-16-002-29W1/0	19-Sep	3550	61.01
00/05-17-002-29W1/0	19-Sep	4100	10.06
00/06-08-002-29W1/0	19-Sep	3900	30.19
00/06-09-002-29W1/0	19-Sep	3910	183.03
00/06-16-002-29W1/0	19-Sep	4000	0.63
00/06-17-002-29W1/0	19-Sep	3400	0.63
00/07-09-002-29W1/0	19-Sep	4020	0.63
00/07-16-002-29W1/0	19-Sep	4100	79.88
00/07-17-002-29W1/0	19-Sep	2000	61.64
00/08-08-002-29W1/0	19-Sep		0.63
00/08-16-002-29W1/0	19-Sep	4200	3.02
00/08-18-002-29W1/0	19-Sep	3200	11.32
00/09-09-002-29W1/0	19-Sep	4030	40.88
00/09-17-002-29W1/0	19-Sep	4000	72.33
00/10-08-002-29W1/0	19-Sep	3850	5.54
00/10-09-002-29W1/0	19-Sep	4000	72.96
00/10-16-002-29W1/0	19-Sep	3950	2.08
00/10-17-002-29W1/0	19-Sep	3940	9.25
00/11-09-002-29W1/0	19-Sep	4044	31.45
00/11-16-002-29W1/0	19-Sep	3875	102.59
00/12-04-002-29W1/0	19-Sep	4000	0.63
00/12-08-002-29W1/0	19-Sep	4085	0.63
00/12-17-002-29W1/0	19-Sep	4310	0.63

Injection Well	Date	Injection Pressure (kPa)	Water Injection (bbls)
00/13-08-002-29W1/0	19-Sep	4074	15.91
00/13-09-002-29W1/0	19-Sep	4250	456.7
00/13-16-002-29W1/0	19-Sep	3950	20.76
00/14-04-002-29W1/0	19-Sep	4000	0.63
00/14-08-002-29W1/0	19-Sep	4085	0.63
00/14-09-002-29W1/0	19-Sep	4200	333.36
00/14-16-002-29W1/0	19-Sep	2825	88.06
00/15-04-002-29W1/0	19-Sep	4000	29.56
00/15-08-002-29W1/0	19-Sep	2640	52.21
00/15-09-002-29W1/0	19-Sep	4044	27.05
00/15-16-002-29W1/0	19-Sep	4025	47.11
00/16-05-002-29W1/0	19-Sep	4100	30.19
00/16-18-002-29W1/0	19-Sep	4280	0.63
02/01-09-002-29W1/0	19-Sep	3000	0.63
02/03-08-002-29W1/0	19-Sep	550	162.28
02/08-09-002-29W1/0	19-Sep	4050	0.63
02/08-16-002-29W1/0	19-Sep	4200	20
02/09-09-002-29W1/0	19-Sep	4050	18.87
02/10-16-002-29W1/0	19-Sep	4000	13.46
02/12-09-002-29W1/0	19-Sep	4550	41.64
02/12-16-002-29W1/0	19-Sep	4200	8.11
02/13-04-002-29W1/0	19-Sep	4000	0.63
02/13-08-002-29W1/0	19-Sep	4000	15.6
02/13-16-002-29W1/0	19-Sep	4000	17.49
02/15-09-002-29W1/0	19-Sep	4050	18.87
02/16-09-002-29W1/0	19-Sep	4000	7.55
03/03-16-002-29W1/0	19-Sep	3700	30.19
03/11-08-002-29W1/0	19-Sep	3900	34.59
03/15-16-002-29W1/0	19-Sep	4000	0.63
03/16-09-002-29W1/0	19-Sep	4000	16.35
A0/10-09-002-29W1/0	19-Sep	4037	35.85
A0/14-08-002-29W1/0	19-Sep	3900	35.22
B0/01-09-002-29W1/0	19-Sep	4000	35.22
B0/01-17-002-29W1/0	19-Sep	3900	39
B0/02-17-002-29W1/0	19-Sep	3100	1.26
B0/03-09-002-29W1/0	19-Sep	4000	15.1
B0/03-17-002-29W1/0	19-Sep	3600	29.56
B0/04-16-002-29W1/0	19-Sep	3400	15.1
B0/05-15-002-29W1/0	19-Sep	3900	19.5
B0/06-09-002-29W1/0	19-Sep	3980	7.55
B0/06-16-002-29W1/0	19-Sep	4100	0.63
B0/07-09-002-29W1/0	19-Sep	4050	28.93
B0/07-16-002-29W1/0	19-Sep	3775	1.26

Injection Well	Date	Injection Pressure (kPa)	Water Injection (bbls)
B0/07-17-002-29W1/0	19-Sep	4050	42.77
B0/08-09-002-29W1/0	19-Sep	4010	0.63
B0/08-16-002-29W1/0	19-Sep	3500	0.63
B0/09-17-002-29W1/0	19-Sep	4050	40.13
B0/11-09-002-29W1/0	19-Sep	4050	8.18
B0/11-16-002-29W1/0	19-Sep	4100	56.17
B0/12-17-002-29W1/0	19-Sep	3150	0.63
B0/13-04-002-29W1/0	19-Sep	4000	0.63
B0/14-04-002-29W1/0	19-Sep	4000	0.63
B0/14-08-002-29W1/0	19-Sep	4074	0.63
B0/15-16-002-29W1/0	19-Sep	4075	29.06
B0/16-17-002-29W1/0	19-Sep	3500	0.63
C0/04-16-002-29W1/0	19-Sep	3800	18.24
C0/04-17-002-29W1/0	19-Sep	4025	21.64
C0/05-16-002-29W1/0	19-Sep	3400	14.28
C0/11-16-002-29W1/0	19-Sep	4150	0.63
C0/12-16-002-29W1/0	19-Sep	4000	20.76
C0/15-04-002-29W1/0	19-Sep	4000	0.63
C2/07-16-002-29W1/0	19-Sep	3500	0.63
D0/02-09-002-29W1/0	19-Sep	4010	0.63
D0/02-17-002-29W1/0	19-Sep	1800	15.72
D0/04-09-002-29W1/0	19-Sep	3990	0.63
D0/04-17-002-29W1/0	19-Sep	4100	0.63
D0/05-17-002-29W1/0	19-Sep	4150	18.87
D0/06-09-002-29W1/0	19-Sep	3950	135.23
D0/06-17-002-29W1/0	19-Sep	3300	3.14
D0/11-04-002-29W1/0	19-Sep	4050	0.63
D0/14-09-002-29W1/0	19-Sep	4000	16.73
D0/16-05-002-29W1/0	19-Sep	4000	11.95
00/01-09-002-29W1/0	19-Oct	4300	68.56
00/01-16-002-29W1/0	19-Oct	3800	86.17
00/01-17-002-29W1/0	19-Oct	4350	23.21
00/01-18-002-29W1/0	19-Oct	4050	43.4
00/02-08-002-29W1/0	19-Oct	4300	0.63
00/02-09-002-29W1/0	19-Oct	4300	0.63
00/02-16-002-29W1/0	19-Oct	4100	40.88
00/02-17-002-29W1/0	19-Oct	3150	0.63
00/03-09-002-29W1/0	19-Oct	4300	27.68
00/03-16-002-29W1/0	19-Oct	3000	70.45
00/03-17-002-29W1/0	19-Oct	3450	55.35
00/04-09-002-29W1/0	19-Oct	2400	1434.08
00/04-15-002-29W1/0	19-Oct	4300	20.13
00/04-16-002-29W1/0	19-Oct	4480	0.63

Injection Well	Date	Injection Pressure (kPa)	Water Injection (bbls)
00/04-17-002-29W1/0	19-Oct	4000	0.63
00/05-09-002-29W1/0	19-Oct	3110	0.63
00/05-15-002-29W1/0	19-Oct	4030	29.56
00/05-16-002-29W1/0	19-Oct	3275	62.9
00/05-17-002-29W1/0	19-Oct	4100	18.87
00/06-08-002-29W1/0	19-Oct	4200	31.45
00/06-09-002-29W1/0	19-Oct	4250	252.22
00/06-16-002-29W1/0	19-Oct	4000	0.63
00/06-17-002-29W1/0	19-Oct	3400	0.63
00/07-09-002-29W1/0	19-Oct	4300	0.63
00/07-16-002-29W1/0	19-Oct	4200	74.85
00/07-17-002-29W1/0	19-Oct	3657	64.79
00/08-08-002-29W1/0	19-Oct		0.63
00/08-16-002-29W1/0	19-Oct	4200	10.76
00/08-18-002-29W1/0	19-Oct	3200	20.76
00/09-09-002-29W1/0	19-Oct	4400	59.75
00/09-17-002-29W1/0	19-Oct	3625	70.45
00/10-08-002-29W1/0	19-Oct	4075	0.63
00/10-09-002-29W1/0	19-Oct	4300	106.93
00/10-16-002-29W1/0	19-Oct	4200	5.22
00/10-17-002-29W1/0	19-Oct	3750	13.21
00/11-09-002-29W1/0	19-Oct	4423	37.74
00/11-16-002-29W1/0	19-Oct	3875	79.13
00/12-04-002-29W1/0	19-Oct	4310	0.63
00/12-08-002-29W1/0	19-Oct	4085	0.63
00/12-17-002-29W1/0	19-Oct	4310	0.63
00/13-08-002-29W1/0	19-Oct	4074	24.4
00/13-09-002-29W1/0	19-Oct	4250	493.94
00/13-16-002-29W1/0	19-Oct	3950	29.56
00/14-04-002-29W1/0	19-Oct	4320	0.63
00/14-08-002-29W1/0	19-Oct	4085	0.63
00/14-09-002-29W1/0	19-Oct	4200	345.94
00/14-16-002-29W1/0	19-Oct	2375	72.33
00/15-04-002-29W1/0	19-Oct	4300	40.25
00/15-08-002-29W1/0	19-Oct	4050	60.38
00/15-09-002-29W1/0	19-Oct	4423	35.22
00/15-16-002-29W1/0	19-Oct	4025	61.01
00/16-05-002-29W1/0	19-Oct	4300	28.93
00/16-18-002-29W1/0	19-Oct	4280	0.63
02/01-09-002-29W1/0	19-Oct	2600	75.48
02/03-08-002-29W1/0	19-Oct	1500	188.69
02/08-09-002-29W1/0	19-Oct	4350	0.63
02/08-16-002-29W1/0	19-Oct	4200	31.76

Injection Well	Date	Injection Pressure (kPa)	Water Injection (bbls)
02/09-09-002-29W1/0	19-Oct	4430	22.01
02/10-16-002-29W1/0	19-Oct	4000	19.56
02/12-09-002-29W1/0	19-Oct	4550	48.43
02/12-16-002-29W1/0	19-Oct	4200	12.01
02/13-04-002-29W1/0	19-Oct	4300	6.92
02/13-08-002-29W1/0	19-Oct	3900	20.38
02/13-16-002-29W1/0	19-Oct	4000	31.32
02/15-09-002-29W1/0	19-Oct	4430	25.16
02/16-09-002-29W1/0	19-Oct	4300	0.63
03/03-16-002-29W1/0	19-Oct	3850	40.25
03/11-08-002-29W1/0	19-Oct	4150	41.51
03/15-16-002-29W1/0	19-Oct	4000	0.63
03/16-09-002-29W1/0	19-Oct	4320	27.05
A0/10-09-002-29W1/0	19-Oct	4415	45.29
A0/14-08-002-29W1/0	19-Oct	3900	30.82
B0/01-09-002-29W1/0	19-Oct	4300	48.43
B0/01-17-002-29W1/0	19-Oct	3900	38.37
B0/02-17-002-29W1/0	19-Oct	3100	0.63
B0/03-09-002-29W1/0	19-Oct	4310	23.9
B0/03-17-002-29W1/0	19-Oct	3600	60.38
B0/04-16-002-29W1/0	19-Oct	3400	20.76
B0/05-15-002-29W1/0	19-Oct	4000	30.82
B0/06-09-002-29W1/0	19-Oct	4300	12.58
B0/06-16-002-29W1/0	19-Oct	4100	0.63
B0/07-09-002-29W1/0	19-Oct	4300	41.51
B0/07-16-002-29W1/0	19-Oct	4135	0.63
B0/07-17-002-29W1/0	19-Oct	4050	43.4
B0/08-09-002-29W1/0	19-Oct	4300	0.63
B0/08-16-002-29W1/0	19-Oct	3500	0.63
B0/09-17-002-29W1/0	19-Oct	4050	54.66
B0/11-09-002-29W1/0	19-Oct	4430	11.95
B0/11-16-002-29W1/0	19-Oct	4100	53.21
B0/12-17-002-29W1/0	19-Oct	3150	0.63
B0/13-04-002-29W1/0	19-Oct	4310	0.63
B0/14-04-002-29W1/0	19-Oct	4300	0.63
B0/14-08-002-29W1/0	19-Oct	4074	0.63
B0/15-16-002-29W1/0	19-Oct	4075	40.88
B0/16-17-002-29W1/0	19-Oct	3500	0.63
C0/04-16-002-29W1/0	19-Oct	3800	22.01
C0/04-17-002-29W1/0	19-Oct	4025	27.55
C0/05-16-002-29W1/0	19-Oct	3400	20.69
C0/11-16-002-29W1/0	19-Oct	4150	0.63
C0/12-16-002-29W1/0	19-Oct	4000	21.39

Injection Well	Date	Injection Pressure (kPa)	Water Injection (bbls)
C0/15-04-002-29W1/0	19-Oct	4320	0.63
C2/07-16-002-29W1/0	19-Oct	3500	0.63
D0/02-09-002-29W1/0	19-Oct	4300	0.63
D0/02-17-002-29W1/0	19-Oct	1800	16.98
D0/04-09-002-29W1/0	19-Oct	4300	0.63
D0/04-17-002-29W1/0	19-Oct	4100	0.63
D0/05-17-002-29W1/0	19-Oct	4150	26.42
D0/06-09-002-29W1/0	19-Oct	4280	185.55
D0/06-17-002-29W1/0	19-Oct	3300	6.92
D0/11-04-002-29W1/0	19-Oct	4320	0.63
D0/14-09-002-29W1/0	19-Oct	4400	20.13
D0/16-05-002-29W1/0	19-Oct	4300	40.25
00/01-09-002-29W1/0	19-Nov	4240	62.27
00/01-16-002-29W1/0	19-Nov	4275	70.45
00/01-17-002-29W1/0	19-Nov	3500	19
00/01-18-002-29W1/0	19-Nov	4285	41.51
00/02-08-002-29W1/0	19-Nov		3.14
00/02-09-002-29W1/0	19-Nov	4275	3.14
00/02-16-002-29W1/0	19-Nov	4302	44.03
00/02-17-002-29W1/0	19-Nov		3.14
00/03-09-002-29W1/0	19-Nov	4273	23.27
00/03-16-002-29W1/0	19-Nov	2786	63.53
00/03-17-002-29W1/0	19-Nov	4100	59.12
00/04-09-002-29W1/0	19-Nov	4218	1377.47
00/04-15-002-29W1/0	19-Nov	3949	20.76
00/04-16-002-29W1/0	19-Nov	2605	3.14
00/04-17-002-29W1/0	19-Nov		3.14
00/05-09-002-29W1/0	19-Nov	270	3.14
00/05-15-002-29W1/0	19-Nov	3964	23.27
00/05-16-002-29W1/0	19-Nov	3185	114.47
00/05-17-002-29W1/0	19-Nov	4300	13.21
00/06-08-002-29W1/0	19-Nov	4247	30.82
00/06-09-002-29W1/0	19-Nov	4156	257.25
00/06-16-002-29W1/0	19-Nov	4265	3.14
00/06-17-002-29W1/0	19-Nov		3.14
00/07-09-002-29W1/0	19-Nov		3.14
00/07-16-002-29W1/0	19-Nov	4500	105.04
00/07-17-002-29W1/0	19-Nov	3807	44.66
00/08-08-002-29W1/0	19-Nov		3.14
00/08-16-002-29W1/0	19-Nov	4308	7.04
00/08-18-002-29W1/0	19-Nov	4295	27.05
00/09-09-002-29W1/0	19-Nov	4499	49.69
00/09-17-002-29W1/0	19-Nov	3625	71.7

Injection Well	Date	Injection Pressure (kPa)	Water Injection (bbls)
00/10-08-002-29W1/0	19-Nov	4075	3.14
00/10-09-002-29W1/0	19-Nov	4242	105.67
00/10-16-002-29W1/0	19-Nov	4384	6.04
00/10-17-002-29W1/0	19-Nov	4311	3.14
00/11-09-002-29W1/0	19-Nov	4520	34.59
00/11-16-002-29W1/0	19-Nov	3875	82.02
00/12-04-002-29W1/0	19-Nov	4285	3.14
00/12-08-002-29W1/0	19-Nov	3383	3.14
00/12-17-002-29W1/0	19-Nov		3.14
00/13-08-002-29W1/0	19-Nov	4300	15.03
00/13-09-002-29W1/0	19-Nov	3900	471.04
00/13-16-002-29W1/0	19-Nov	4317	28.93
00/14-04-002-29W1/0	19-Nov	4400	10.69
00/14-08-002-29W1/0	19-Nov		3.14
00/14-09-002-29W1/0	19-Nov	4080	320.78
00/14-16-002-29W1/0	19-Nov	2375	57.24
00/15-04-002-29W1/0	19-Nov	3460	34.59
00/15-08-002-29W1/0	19-Nov	3590	50.95
00/15-09-002-29W1/0	19-Nov	4520	33.08
00/15-16-002-29W1/0	19-Nov	4364	44.66
00/16-05-002-29W1/0	19-Nov	4208	32.71
00/16-18-002-29W1/0	19-Nov	590	3.14
02/01-09-002-29W1/0	19-Nov	3289	80.51
02/03-08-002-29W1/0	19-Nov	725	191.84
02/08-09-002-29W1/0	19-Nov	4293	3.14
02/08-16-002-29W1/0	19-Nov	4335	23.84
02/09-09-002-29W1/0	19-Nov	4520	15.72
02/10-16-002-29W1/0	19-Nov	4443	16.54
02/12-09-002-29W1/0	19-Nov	3949	44.97
02/12-16-002-29W1/0	19-Nov	4316	9.69
02/13-04-002-29W1/0	19-Nov	4267	3.14
02/13-08-002-29W1/0	19-Nov	4300	12.83
02/13-16-002-29W1/0	19-Nov	4328	16.16
02/15-09-002-29W1/0	19-Nov	4520	20.76
02/16-09-002-29W1/0	19-Nov	3919	3.14
03/03-16-002-29W1/0	19-Nov	4285	33.34
03/11-08-002-29W1/0	19-Nov	4325	32.08
03/15-16-002-29W1/0	19-Nov	3470	3.14
03/16-09-002-29W1/0	19-Nov	4252	22.01
A0/10-09-002-29W1/0	19-Nov	4506	47.17
A0/14-08-002-29W1/0	19-Nov	3900	21.39
B0/01-09-002-29W1/0	19-Nov	4239	46.54
B0/01-17-002-29W1/0	19-Nov	3900	31.45

Injection Well	Date	Injection Pressure (kPa)	Water Injection (bbls)
B0/02-17-002-29W1/0	19-Nov	4162	3.14
B0/03-09-002-29W1/0	19-Nov	3928	15.1
B0/03-17-002-29W1/0	19-Nov	3600	42.14
B0/04-16-002-29W1/0	19-Nov	4239	19.5
B0/05-15-002-29W1/0	19-Nov	4452	24.53
B0/06-09-002-29W1/0	19-Nov	3995	11.32
B0/06-16-002-29W1/0	19-Nov	4233	3.14
B0/07-09-002-29W1/0	19-Nov	3928	31.45
B0/07-16-002-29W1/0	19-Nov	4150	3.14
B0/07-17-002-29W1/0	19-Nov	4100	33.96
B0/08-09-002-29W1/0	19-Nov	4290	3.14
B0/08-16-002-29W1/0	19-Nov	4298	3.14
B0/09-17-002-29W1/0	19-Nov	4050	40.51
B0/11-09-002-29W1/0	19-Nov	4520	8.81
B0/11-16-002-29W1/0	19-Nov	4370	42.14
B0/12-17-002-29W1/0	19-Nov	2608	3.14
B0/13-04-002-29W1/0	19-Nov	4220	3.14
B0/14-04-002-29W1/0	19-Nov	1900	10.69
B0/14-08-002-29W1/0	19-Nov	3864	3.14
B0/15-16-002-29W1/0	19-Nov	4075	22.39
B0/16-17-002-29W1/0	19-Nov	4280	3.14
C0/04-16-002-29W1/0	19-Nov	4462	20.13
C0/04-17-002-29W1/0	19-Nov	4025	21.7
C0/05-16-002-29W1/0	19-Nov	4280	17.3
C0/11-16-002-29W1/0	19-Nov	3378	3.14
C0/12-16-002-29W1/0	19-Nov	4000	21.39
C0/15-04-002-29W1/0	19-Nov	4260	10.06
C2/07-16-002-29W1/0	19-Nov	3620	3.14
D0/02-09-002-29W1/0	19-Nov	4300	3.14
D0/02-17-002-29W1/0	19-Nov	1293	35.22
D0/04-09-002-29W1/0	19-Nov	4228	3.14
D0/04-17-002-29W1/0	19-Nov	889	3.14
D0/05-17-002-29W1/0	19-Nov	4308	18.87
D0/06-09-002-29W1/0	19-Nov	4208	181.78
D0/06-17-002-29W1/0	19-Nov	4316	3.77
D0/11-04-002-29W1/0	19-Nov	4268	3.14
D0/14-09-002-29W1/0	19-Nov	4293	19.18
D0/16-05-002-29W1/0	19-Nov	4280	21.39
00/01-09-002-29W1/0	19-Dec	4650	54.09
00/01-16-002-29W1/0	19-Dec	4400	72.33
00/01-17-002-29W1/0	19-Dec	4700	14.78
00/01-18-002-29W1/0	19-Dec	4300	43.4
00/02-08-002-29W1/0	19-Dec	4650	3.14

Injection Well	Date	Injection Pressure (kPa)	Water Injection (bbls)
00/02-09-002-29W1/0	19-Dec	4700	3.14
00/02-16-002-29W1/0	19-Dec	4400	44.66
00/02-17-002-29W1/0	19-Dec		3.14
00/03-09-002-29W1/0	19-Dec	4650	20.13
00/03-16-002-29W1/0	19-Dec	2500	84.91
00/03-17-002-29W1/0	19-Dec	4400	57.24
00/04-09-002-29W1/0	19-Dec	2400	1224.63
00/04-15-002-29W1/0	19-Dec	4600	19.5
00/04-16-002-29W1/0	19-Dec	4400	3.14
00/04-17-002-29W1/0	19-Dec		3.14
00/05-09-002-29W1/0	19-Dec		3.14
00/05-15-002-29W1/0	19-Dec	3964	22.01
00/05-16-002-29W1/0	19-Dec	3200	122.65
00/05-17-002-29W1/0	19-Dec	4400	11.32
00/06-08-002-29W1/0	19-Dec	4400	32.71
00/06-09-002-29W1/0	19-Dec	4600	250.96
00/06-16-002-29W1/0	19-Dec	4400	3.14
00/06-17-002-29W1/0	19-Dec		3.14
00/07-09-002-29W1/0	19-Dec	4650	3.14
00/07-16-002-29W1/0	19-Dec	4400	113.85
00/07-17-002-29W1/0	19-Dec	3800	64.79
00/08-08-002-29W1/0	19-Dec		3.14
00/08-16-002-29W1/0	19-Dec	4308	4.53
00/08-18-002-29W1/0	19-Dec	4300	48.43
00/09-09-002-29W1/0	19-Dec	4747	49.06
00/09-17-002-29W1/0	19-Dec	3700	81.77
00/10-08-002-29W1/0	19-Dec	4400	3.14
00/10-09-002-29W1/0	19-Dec	4650	104.41
00/10-16-002-29W1/0	19-Dec	4600	13.15
00/10-17-002-29W1/0	19-Dec	4400	3.14
00/11-09-002-29W1/0	19-Dec	4768	38.3
00/11-16-002-29W1/0	19-Dec	4000	93.84
00/12-04-002-29W1/0	19-Dec	4700	3.14
00/12-08-002-29W1/0	19-Dec	4500	3.14
00/12-17-002-29W1/0	19-Dec		3.14
00/13-08-002-29W1/0	19-Dec	4600	3.14
00/13-09-002-29W1/0	19-Dec	3900	472.99
00/13-16-002-29W1/0	19-Dec	4450	44.03
00/14-04-002-29W1/0	19-Dec	4650	9.43
00/14-08-002-29W1/0	19-Dec	4500	3.14
00/14-09-002-29W1/0	19-Dec	4100	335.25
00/14-16-002-29W1/0	19-Dec	2600	65.41
00/15-04-002-29W1/0	19-Dec	4600	28.3

Injection Well	Date	Injection Pressure (kPa)	Water Injection (bbls)
00/15-08-002-29W1/0	19-Dec	4400	44.66
00/15-09-002-29W1/0	19-Dec	4768	30
00/15-16-002-29W1/0	19-Dec	4350	45.29
00/16-05-002-29W1/0	19-Dec	4650	33.96
00/16-18-002-29W1/0	19-Dec	590	3.14
02/01-09-002-29W1/0	19-Dec	4000	57.24
02/03-08-002-29W1/0	19-Dec	3500	215.11
02/08-09-002-29W1/0	19-Dec	4600	3.14
02/08-16-002-29W1/0	19-Dec	4400	25.91
02/09-09-002-29W1/0	19-Dec	4768	15.72
02/10-16-002-29W1/0	19-Dec	4500	17.86
02/12-09-002-29W1/0	19-Dec	4600	46.8
02/12-16-002-29W1/0	19-Dec	4300	10.19
02/13-04-002-29W1/0	19-Dec	4650	3.14
02/13-08-002-29W1/0	19-Dec	4450	12.58
02/13-16-002-29W1/0	19-Dec	4300	14.47
02/15-09-002-29W1/0	19-Dec	4768	20.13
02/16-09-002-29W1/0	19-Dec	4600	3.14
03/03-16-002-29W1/0	19-Dec	4400	34.59
03/11-08-002-29W1/0	19-Dec	4500	35.22
03/15-16-002-29W1/0	19-Dec	3470	3.14
03/16-09-002-29W1/0	19-Dec	4600	20.13
A0/10-09-002-29W1/0	19-Dec	4754	48.43
A0/14-08-002-29W1/0	19-Dec	3900	21.39
B0/01-09-002-29W1/0	19-Dec	4700	34.59
B0/01-17-002-29W1/0	19-Dec	3900	32.08
B0/02-17-002-29W1/0	19-Dec	4400	4.03
B0/03-09-002-29W1/0	19-Dec	4650	15.1
B0/03-17-002-29W1/0	19-Dec	3800	41.51
B0/04-16-002-29W1/0	19-Dec	4239	22.01
B0/05-15-002-29W1/0	19-Dec	4452	22.01
B0/06-09-002-29W1/0	19-Dec	4650	10.06
B0/06-16-002-29W1/0	19-Dec	4400	3.14
B0/07-09-002-29W1/0	19-Dec	4650	30.19
B0/07-16-002-29W1/0	19-Dec	4300	3.14
B0/07-17-002-29W1/0	19-Dec	4400	22.01
B0/08-09-002-29W1/0	19-Dec	4700	3.14
B0/08-16-002-29W1/0	19-Dec	4298	3.14
B0/09-17-002-29W1/0	19-Dec	4300	41.51
B0/11-09-002-29W1/0	19-Dec	4768	8.81
B0/11-16-002-29W1/0	19-Dec	4200	42.14
B0/12-17-002-29W1/0	19-Dec	2608	3.14
B0/13-04-002-29W1/0	19-Dec	4650	3.14

Injection Well	Date	Injection Pressure (kPa)	Water Injection (bbls)
B0/14-04-002-29W1/0	19-Dec	4700	3.14
B0/14-08-002-29W1/0	19-Dec	4500	3.14
B0/15-16-002-29W1/0	19-Dec	4400	22.64
B0/16-17-002-29W1/0	19-Dec	4280	3.14
C0/04-16-002-29W1/0	19-Dec	4450	19.5
C0/04-17-002-29W1/0	19-Dec	4000	22.01
C0/05-16-002-29W1/0	19-Dec	4400	3.14
C0/11-16-002-29W1/0	19-Dec	3378	3.14
C0/12-16-002-29W1/0	19-Dec	4490	21.39
C0/15-04-002-29W1/0	19-Dec	4650	13.84
C2/07-16-002-29W1/0	19-Dec	3800	3.14
D0/02-09-002-29W1/0	19-Dec	4650	3.14
D0/02-17-002-29W1/0	19-Dec	1900	39.63
D0/04-09-002-29W1/0	19-Dec	4650	3.14
D0/04-17-002-29W1/0	19-Dec	889	3.14
D0/05-17-002-29W1/0	19-Dec	4300	19.5
D0/06-09-002-29W1/0	19-Dec	4600	184.92
D0/06-17-002-29W1/0	19-Dec	4400	3.14
D0/11-04-002-29W1/0	19-Dec	4700	3.14
D0/14-09-002-29W1/0	19-Dec	4590	18.43
D0/16-05-002-29W1/0	19-Dec	4650	15.72