

# TORC OIL & GAS LTD.

WASKADA UNIT NO. 15

ENHANCED OIL RECOVERY (EOR) ANNUAL REPORT

**Discussion:**

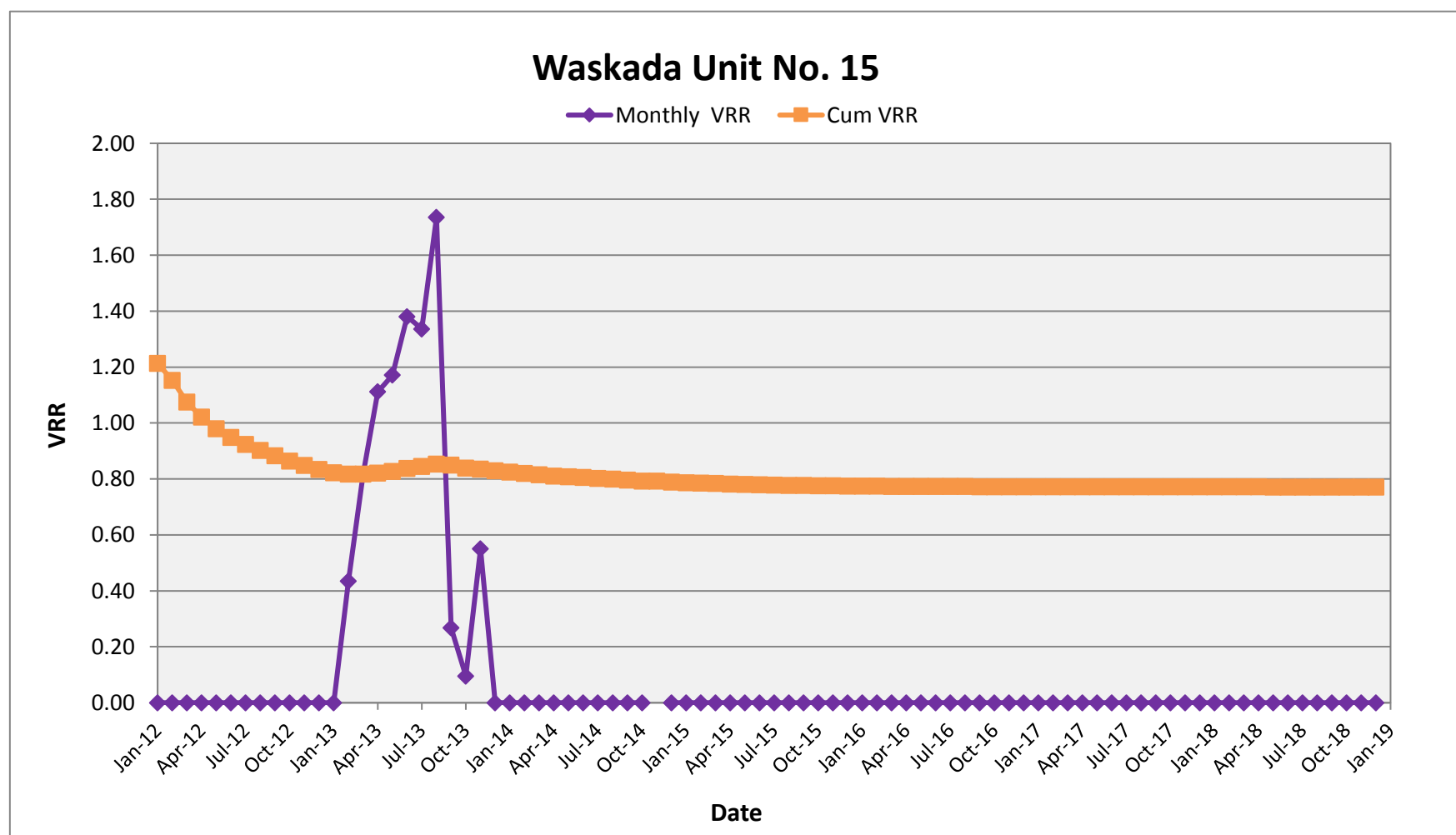
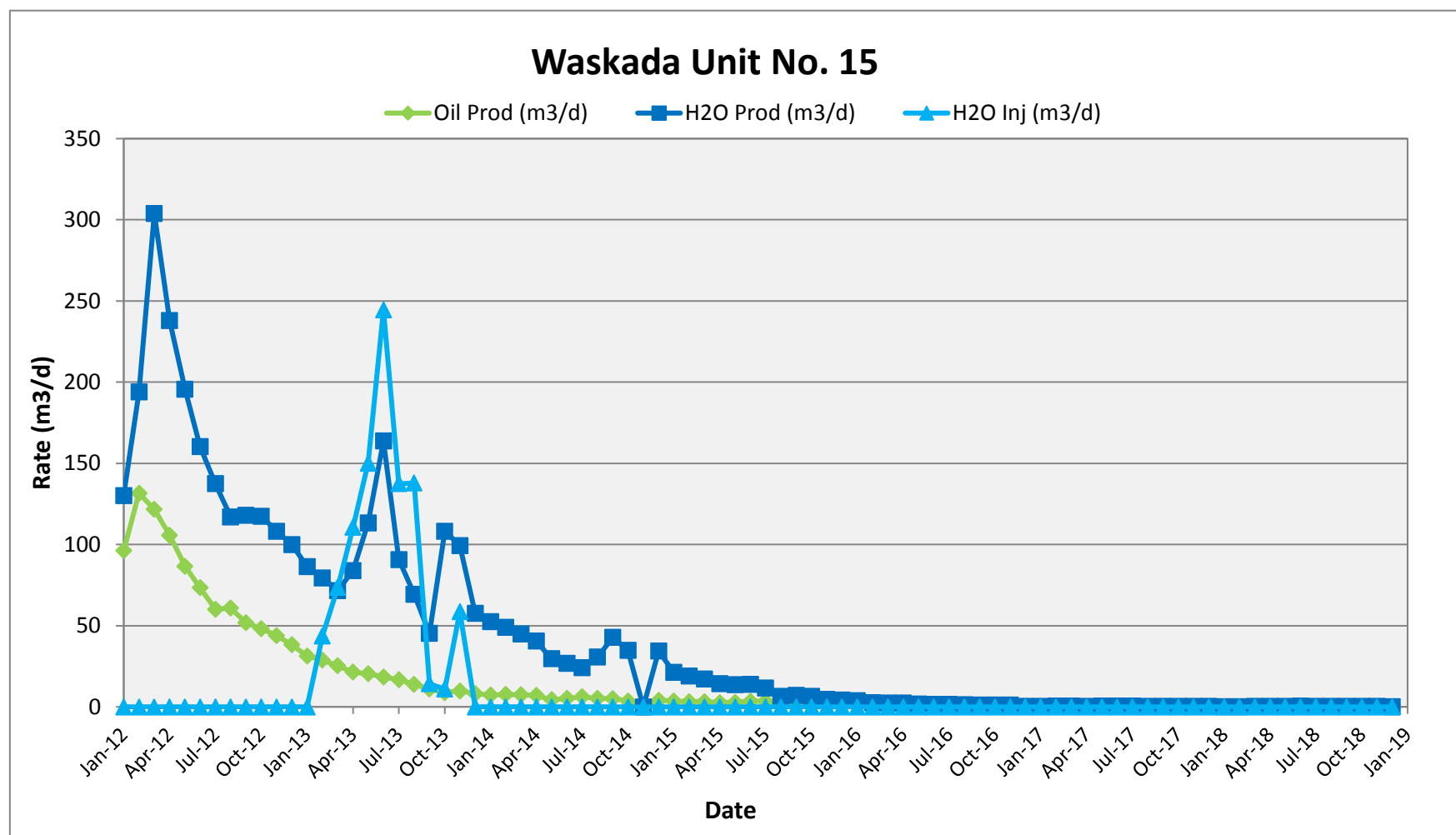
Waterflood injection on Waskada Unit #15 was fully suspended in late 2013 due to premature water breakthrough in offsetting producers.

There were no water volumes injected in Waskada Unit #15 in 2018.

In 2018, TORC continued to suspend production wells in Waskada Unit #15 due to high operating costs / weak economics.

Waskada  
Unit No. 15

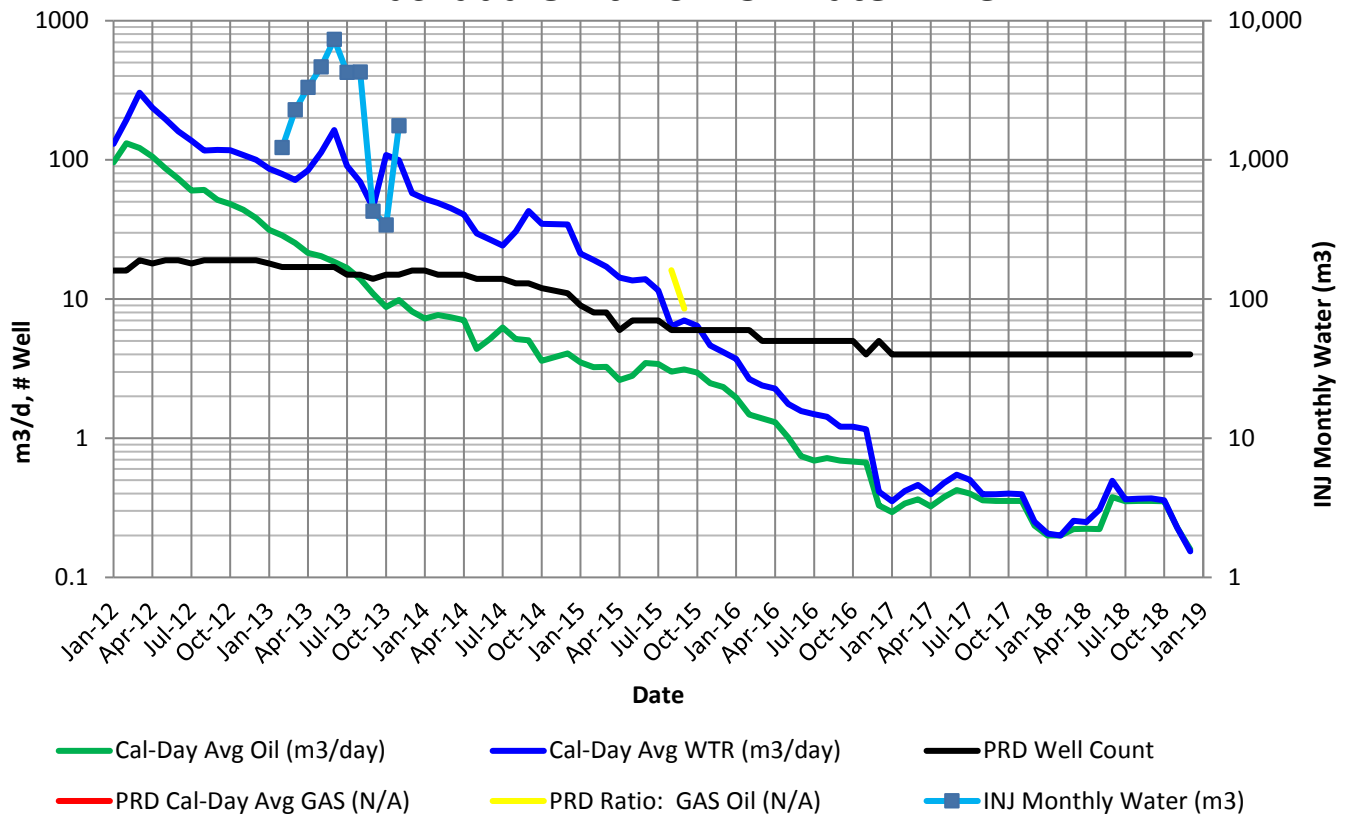
| Date     | Oil Prod (m3/d) | Gas Prod (e3m3/d) | H2O Prod (m3/d) | H2O Inj (m3/d) | Monthly VRR | Cum VRR | Cum PRD Oil (m3) | Cum PRD Gas (e3m3) | Cum PRD Water (m3) | Cum INJ Water (m3) |
|----------|-----------------|-------------------|-----------------|----------------|-------------|---------|------------------|--------------------|--------------------|--------------------|
| Dec-2018 | 0               | -                 | 0               | -              | 0.00        | 0.771   | 111,616          | 2                  | 208,568            | 223,505            |



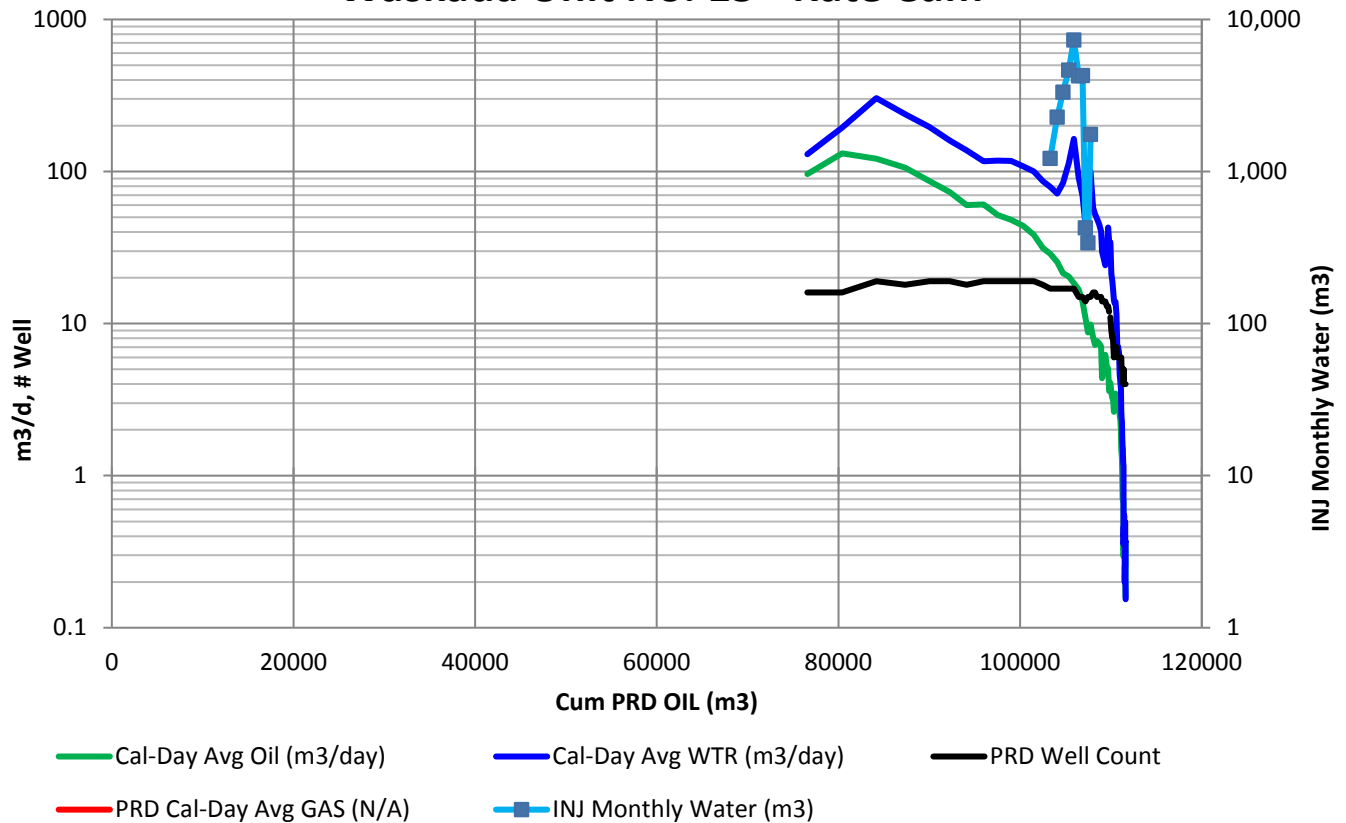
| Waskada Unit No. 15 - VRR Table |      |                        |                       |                         |                        |                       |                       |                      |                 |                   |                 |                |               |              |                |              |                  |                 |             |          |                 |             |                 |          |                |         |
|---------------------------------|------|------------------------|-----------------------|-------------------------|------------------------|-----------------------|-----------------------|----------------------|-----------------|-------------------|-----------------|----------------|---------------|--------------|----------------|--------------|------------------|-----------------|-------------|----------|-----------------|-------------|-----------------|----------|----------------|---------|
| Month                           | Days | Monthly Oil Prod (bbl) | Monthly Oil Prod (m3) | Monthly Gas Prod (E3m3) | Monthly H2O Prod (bbl) | Monthly H2O Prod (m3) | Monthly H2O Inj (bbl) | Monthly H2O Inj (m3) | Oil Prod (m3/d) | Gas Prod (E3m3/d) | H2O Prod (m3/d) | H2O Inj (m3/d) | Cum Oil (bbl) | Cum Oil (m3) | Cum Gas (E3m3) | Cum H2O (m3) | Cum H2O Inj (m3) | Prod Well Count | GOR (m3/m3) | H2OCut % | Voidage (rm3/d) | Monthly VRR | Cum GOR (m3/m3) | H2OCut % | Cum Void (rm3) | Cum VRR |
| Jan-12                          | 31   | 18,748                 | 2,980.7               | 0                       | 25,385                 | 4,035.7               | 0                     | 0                    | 96              | 0                 | 130             | 0              | 481,662       | 76576        | 0              | 103977       | 193634           | 16              | 0           | 57.5%    | 201             | 0.00        | 0.0             | 57.6%    | 160405.4       | 1.213   |
| Feb-12                          | 29   | 24,015                 | 3,817.9               | 0                       | 35,386                 | 5,625.8               | 0                     | 0                    | 132             | 0                 | 194             | 0              | 505,677       | 80394        | 0              | 109603       | 193634           | 16              | 0           | 59.6%    | 291             | 0.00        | 0.0             | 57.7%    | 168846.9       | 1.153   |
| Mar-12                          | 31   | 23,730                 | 3,772.7               | 0                       | 59,267                 | 9,422.4               | 0                     | 0                    | 122             | 0                 | 304             | 0              | 529,407       | 84166        | 0              | 119025       | 193634           | 19              | 0           | 71.4%    | 394             | 0.00        | 0.0             | 58.6%    | 181071.3       | 1.075   |
| Apr-12                          | 30   | 19,962                 | 3,173.5               | 0                       | 44,900                 | 7,138.3               | 0                     | 0                    | 106             | 0                 | 238             | 0              | 549,369       | 87340        | 0              | 126163       | 193634           | 18              | 0           | 69.2%    | 316             | 0.00        | 0.0             | 59.1%    | 190562.5       | 1.021   |
| May-12                          | 31   | 16,898                 | 2,686.5               | 0                       | 38,162                 | 6,067.2               | 0                     | 0                    | 87              | 0                 | 196             | 0              | 566,267       | 90027        | 0              | 132231       | 193634           | 19              | 0           | 69.3%    | 260             | 0.00        | 0.0             | 59.5%    | 198621.7       | 0.980   |
| Jun-12                          | 30   | 13,841                 | 2,200.4               | 0                       | 30,267                 | 4,811.9               | 0                     | 0                    | 73              | 0                 | 160             | 0              | 580,108       | 92227        | 0              | 137042       | 193634           | 19              | 0           | 68.6%    | 215             | 0.00        | 0.0             | 59.8%    | 205064.4       | 0.949   |
| Jul-12                          | 31   | 11,731                 | 1,865.0               | 0                       | 26,808                 | 4,262.0               | 0                     | 0                    | 60              | 0                 | 137             | 0              | 591,838       | 94092        | 0              | 141305       | 193634           | 18              | 0           | 69.6%    | 182             | 0.00        | 0.0             | 60.0%    | 210709.5       | 0.924   |
| Aug-12                          | 31   | 11,868                 | 1,886.9               | 0                       | 22,819                 | 3,627.9               | 0                     | 0                    | 61              | 0                 | 117             | 0              | 603,706       | 95979        | 0              | 144932       | 193634           | 19              | 0           | 65.8%    | 162             | 0.00        | 0.0             | 60.2%    | 215733.2       | 0.902   |
| Sep-12                          | 30   | 9,772                  | 1,553.6               | 0                       | 22,282                 | 3,542.5               | 0                     | 0                    | 52              | 0                 | 118             | 0              | 613,479       | 97532        | 0              | 148475       | 193634           | 19              | 0           | 69.5%    | 156             | 0.00        | 0.0             | 60.4%    | 220427.9       | 0.883   |
| Oct-12                          | 31   | 9,379                  | 1,491.1               | 0                       | 22,900                 | 3,640.8               | 0                     | 0                    | 48              | 0                 | 117             | 0              | 622,858       | 99023        | 0              | 152116       | 193634           | 19              | 0           | 70.9%    | 153             | 0.00        | 0.0             | 60.6%    | 225175.7       | 0.864   |
| Nov-12                          | 30   | 8,289                  | 1,317.8               | 0                       | 20,415                 | 3,245.7               | 0                     | 0                    | 44              | 0                 | 108             | 0              | 631,147       | 100341       | 0              | 155361       | 193634           | 19              | 0           | 71.1%    | 141             | 0.00        | 0.0             | 60.8%    | 229399.9       | 0.848   |
| Dec-12                          | 31   | 7,464                  | 1,186.6               | 0                       | 19,505                 | 3,100.9               | 0                     | 0                    | 38              | 0                 | 100             | 0              | 638,611       | 101528       | 0              | 158462       | 193634           | 19              | 0           | 72.3%    | 128             | 0.00        | 0.0             | 60.9%    | 233382.8       | 0.834   |
| Jan-13                          | 31   | 6,125                  | 973.8                 | 0                       | 16,855                 | 2,679.6               | 0                     | 0                    | 31              | 0                 | 86              | 0              | 644,736       | 102502       | 0              | 161142       | 193634           | 18              | 0           | 73.3%    | 110             | 0.00        | 0.0             | 61.1%    | 236787.0       | 0.822   |
| Feb-13                          | 28   | 5,066                  | 805.5                 | 0                       | 13,993                 | 2,224.6               | 7,684                 | 1,222                | 29              | 0                 | 79              | 44             | 649,802       | 103307       | 0              | 163367       | 194855           | 17              | 0           | 73.4%    | 101             | 0.43        | 0.0             | 61.3%    | 239610.9       | 0.817   |
| Mar-13                          | 31   | 4,940                  | 785.4                 | 0                       | 13,975                 | 2,221.8               | 14,355                | 2,282                | 25              | 0                 | 72              | 74             | 654,742       | 104093       | 0              | 165588       | 197137           | 17              | 0           | 73.9%    | 91              | 0.82        | 0.0             | 61.4%    | 242417.4       | 0.817   |
| Apr-13                          | 30   | 4,039                  | 642.2                 | 0                       | 15,845                 | 2,519.0               | 20,880                | 3,320                | 21              | 0                 | 84              | 111            | 658,782       | 104735       | 0              | 168107       | 200457           | 17              | 0           | 79.7%    | 100             | 1.11        | 0.0             | 61.6%    | 245418.0       | 0.821   |
| May-13                          | 31   | 3,976                  | 632.2                 | 0                       | 22,090                 | 3,512.0               | 29,262                | 4,652                | 20              | 0                 | 113             | 150            | 662,758       | 105367       | 0              | 171619       | 205109           | 17              | 0           | 84.7%    | 129             | 1.17        | 0.0             | 62.0%    | 249409.4       | 0.827   |
| Jun-13                          | 30   | 3,483                  | 553.8                 | 0                       | 30,898                 | 4,912.2               | 46,152                | 7,337                | 18              | 0                 | 164             | 245            | 666,241       | 105921       | 0              | 176532       | 212446           | 17              | 0           | 89.9%    | 178             | 1.38        | 0.0             | 62.5%    | 254750.9       | 0.838   |
| Jul-13                          | 31   | 3,257                  | 517.8                 | 0                       | 17,687                 | 2,811.9               | 26,795                | 4,260                | 17              | 0                 | 91              | 137            | 669,498       | 106439       | 0              | 179343       | 216706           | 15              | 0           | 84.4%    | 103             | 1.34        | 0.0             | 62.8%    | 257955.2       | 0.844   |
| Aug-13                          | 31   | 2,720                  | 432.4                 | 0                       | 13,518                 | 2,149.2               | 26,889                | 4,275                | 14              | 0                 | 69              | 138            | 672,218       | 106871       | 0              | 181493       | 220981           | 15              | 0           | 83.3%    | 80              | 1.74        | 0.0             | 62.9%    | 260430.9       | 0.853   |
| Sep-13                          | 30   | 2,064                  | 328.1                 | 0                       | 8,528                  | 1,355.8               | 2,684                 | 427                  | 11              | 0                 | 45              | 14             | 674,282       | 107199       | 0              | 182848       | 221408           | 14              | 0           | 80.5%    | 53              | 0.27        | 0.0             | 63.0%    | 262033.2       | 0.849   |
| Oct-13                          | 31   | 1,708                  | 271.5                 | 0                       | 21,105                 | 3,355.3               | 2,135                 | 339                  | 9               | 0                 | 108             | 11             | 675,990       | 107471       | 0              | 186204       | 221748           | 15              | 0           | 92.5%    | 115             | 0.10        | 0.0             | 63.4%    | 265603.9       | 0.839   |
| Nov-13                          | 30   | 1,858                  | 295.4                 | 0                       | 18,753                 | 2,981.5               | 11,057                | 1,758                | 10              | 0                 | 99              | 59             | 677,848       | 107766       | 0              | 189185       | 223505           | 15              | 0           | 91.0%    | 107             | 0.55        | 0.0             | 63.7%    | 268816.2       | 0.836   |
| Dec-13                          | 31   | 1,585                  | 252.0                 | 0                       | 11,255                 | 1,789.3               | 0                     | 0                    | 8               | 0                 | 58              | 0              | 679,434       | 108018       | 0              | 190975       | 223505           | 16              | 0           | 87.7%    | 64              | 0.00        | 0.0             | 63.9%    | 270798.6       | 0.830   |
| Jan-14                          | 31   | 1,412                  | 224.5                 | 0                       | 10,236                 | 1,627.3               | 0                     | 0                    | 7               | 0                 | 52              | 0              | 680,846       | 108243       | 0              | 192602       | 223505           | 16              | 0           | 87.9%    | 58              | 0.00        | 0.0             | 64.0%    | 272598.1       | 0.824   |
| Feb-14                          | 28   | 1,352                  | 214.9                 | 0                       | 8,627                  | 1,371.5               | 0                     | 0                    | 8               | 0                 | 49              | 0              | 682,197       | 108457       | 0              | 193973       | 223505           | 15              | 0           | 86.5%    | 55              | 0.00        | 0.0             | 64.1%    | 274133.5       | 0.819   |
| Mar-14                          | 31   | 1,445                  | 229.7                 | 0                       | 8,760                  | 1,392.7               | 0                     | 0                    | 7               | 0                 | 45              | 0              | 683,642       | 108687       | 0              | 195366       | 223505           | 15              | 0           | 85.8%    | 51              | 0.00        | 0.0             | 64.3%    | 275701.0       | 0.815   |
| Apr-14                          | 30   | 1,334                  | 212.1                 | 0                       | 7,640                  | 1,214.6               | 0                     | 0                    | 7               | 0                 | 40              | 0              | 684,976       | 108899       | 0              | 196581       | 223505           | 15              | 0           | 85.1%    | 46              | 0.00        | 0.0             | 64.4%    | 277076.6       | 0.811   |
| May-14                          | 31   | 853                    | 135.6                 | 0                       | 5,774                  | 917.9                 | 0                     | 0                    | 4               | 0                 | 30              | 0              | 685,829       | 109035       | 0              | 197499       | 223505           | 14              | 0           | 87.1%    | 33              | 0.00        | 0.0             | 64.4%    | 278098.1       | 0.808   |
| Jun-14                          | 30   | 973                    | 154.7                 | 0                       | 5,065                  | 805.3                 | 0                     | 0                    | 5               | 0                 | 27              | 0              | 686,802       | 109189       | 0              | 198304       | 223505           | 14              | 0           | 83.9%    | 31              | 0.00        | 0.0             | 64.5%    | 279020.4       | 0.805   |
| Jul-14                          | 31   | 1,216                  | 193.3                 | 0                       | 4,726                  | 751.3                 | 0                     | 0                    | 6               | 0                 | 24              | 0              | 688,018       | 109383       | 0              | 199055       | 223505           | 14              | 0           | 79.5%    | 29              | 0.00        | 0.0             | 64.5%    | 279916.7       | 0.803   |
| Aug-14                          | 31   | 1,004                  | 159.7                 | 0                       | 5,978                  | 950.4                 | 0                     | 0                    | 5               | 0                 | 31              | 0              | 689,022       | 109542       | 0              | 200006       | 223505           | 13              | 0           | 85.6%    | 35              | 0.00        | 0.0             | 64.6%    | 280988.5       | 0.799   |
| Sep-14                          | 30   | 955                    | 151.9                 | 0                       | 8,098                  | 1,287.5               | 0                     | 0                    | 5               | 0                 | 43              | 0              | 689,977       | 109694       | 0              | 201293       | 223505           | 13              | 0           | 89.4%    | 47              | 0.00        | 0.0             | 64.7%    | 282393.4       | 0.796   |
| Oct-14                          | 31   | 704                    | 111.9                 | 0                       | 6,770                  | 1,076.3               | 0                     | 0                    | 4               | 0                 | 35              | 0              | 690,681       | 109806       | 0              | 202369       | 223505           | 12              | 0           | 90.6%    | 38              | 0.00        | 0.0             | 64.8%    | 283556.9       | 0.792   |
| Nov-14                          | 30   | 0                      | 0.0                   | 0                       | 0                      | 0.0                   | 0                     | 0                    | 0               | 0                 | 0               | 0              | 690,681       | 109806       | 0              | 202369       | 223505           | 0               |             |          | 0               |             | 0.0             | 64.8%    | 283556.9       | 0.792   |
| Dec-14                          | 31   | 794                    | 126.3                 | 0                       | 6,691                  | 1,063.7               | 0                     | 0                    | 4               | 0                 | 34              | 0              | 691,475       | 109932       | 0              | 203433       | 223505           | 11              | 0           | 89.4%    | 37              | 0.00        | 0.0             | 64.9%    | 284718.1       | 0.789   |
| Jan-15                          | 31   | 685                    | 108.8                 | 0                       | 4,143                  | 658.6                 | 0                     | 0                    | 4               | 0                 | 21              | 0              | 692,160       | 110041       | 0              | 204092       | 223505           | 9               | 0           | 85.8%    | 24              | 0.00        | 0.0             | 65.0%    | 285459.6       | 0.787   |
| Feb-15                          | 28   | 570                    | 90.6                  | 0                       | 3,360                  | 534.2                 | 0                     | 0                    | 3               | 0                 | 19              | 0              | 692,730       | 110132       | 0              | 204626       | 223505           | 8               | 0           | 85.5%    | 22              | 0.00        | 0.0             | 65.0%    | 286062.7       | 0.785   |
| Mar-15                          | 31   | 636                    | 101.1                 | 0                       | 3,339                  | 530.8                 | 0                     | 0                    | 3               | 0                 | 17              | 0              | 693,366       | 110233       | 0              | 205157       | 223505           | 8               | 0           | 84.0%    | 20              | 0.00        | 0.0             | 65.0%    | 286670.1       | 0.784   |
| Apr-15                          | 30   | 496                    | 78.8                  | 0                       | 2,695                  | 428.5                 | 0                     | 0                    | 3               | 0                 | 14              | 0              | 693,862       | 110312       | 0              | 205585       | 223505           | 6               | 0           | 84.5%    | 16              | 0.00        | 0.0             | 65.1%    | 287158.3       | 0.782   |
| May-15                          | 31   | 546                    | 86.8                  | 0                       | 2,656                  | 422.3                 | 0                     | 0                    | 3               | 0                 | 14              | 0              | 694,408       | 110399       | 0              | 206008       | 223505           | 7               | 0           | 82.9%    | 16              | 0.00        | 0.0             | 65.1%    | 287646.1       | 0.781   |
| Jun-15                          | 30   | 654                    | 104.0                 | 0                       | 2,627                  | 417.7                 | 0                     | 0                    | 3               | 0                 | 14              | 0              | 695,063       | 110503       | 0              | 206425       | 223505           | 7               | 0           | 80.1%    | 17              | 0.00        | 0.0             | 65.1%    | 288141.9       | 0.780   |
| Jul-15                          | 31   | 665                    | 105.7                 | 0                       | 2,247                  | 357.2                 | 0                     | 0                    | 3               | 0                 | 12              | 0              | 695,728       | 110609       | 0              | 206783       | 223505           | 7               | 0           | 77.2%    | 14              | 0.00        | 0.0             | 65.2%    | 288578.1       | 0.778   |
| Aug-15                          | 31   | 585                    | 93.0                  | 1.5                     | 1,245                  | 198.0                 | 0                     | 0                    | 3               | 0                 | 6               | 0              | 696,313       | 110702       | 2              | 206980       | 223505           | 6               | 16          | 68.0%    | 12              | 0.00        | 0.0             | 65.2%    | 288951.2       | 0.777   |
| Sep-15                          | 30   | 590                    | 93.8                  | 0.8                     | 1,328                  | 211.1                 | 0                     | 0                    | 3               | 0                 | 7               | 0              | 696,903       | 110795       | 2              | 207192       | 223505           | 6               | 9           | 69.2%    | 11              | 0.00        | 0.0             | 65.2%    | 289288.5       | 0.777   |
| Oct-15                          | 31   | 577                    | 91.7                  | 0                       | 1,254                  | 199.3                 | 0                     | 0                    | 3               | 0                 | 6               | 0              | 697,480       | 110887       | 2              | 207391       | 223505           | 6               | 0           | 68.5%    | 9               | 0.00        | 0.0             | 65.2%    | 289555.8       | 0.776   |
| Nov-15                          | 30   | 470                    | 74.7                  | 0                       | 877                    | 139.5                 | 0                     | 0                    | 2               | 0                 | 5               | 0              | 697,950       | 110962       | 2              | 207530       | 223505           | 6               | 0           | 65.1%    | 6               | 0.00        | 0.0             | 65.2%    | 289750.6       | 0.775   |
| Dec-15                          | 31   | 455                    | 72.3                  | 0                       | 811                    | 129.0                 | 0                     | 0                    | 2               | 0                 | 4               | 0              | 698,405       | 111034       | 2              | 207659       | 223505           | 6               | 0           | 64.1%    | 6               | 0.00        | 0.0             | 65.2%    | 289933.0       | 0.775   |
| Jan-16                          | 31   | 383                    | 60.8                  | 0                       | 723                    | 115.0                 | 0                     | 0                    | 2               | 0                 | 4               | 0              | 698,788       | 111095       | 2              | 207774       | 223505           | 6               | 0           | 65.4%    | 5               | 0.00        | 0.0             | 65.2%    | 290092.9       | 0.774   |
| Feb-16                          | 29   | 270                    | 42.9                  | 0                       | 485                    | 77.1                  | 0                     | 0                    | 1               | 0                 | 3               | 0              | 699,058       | 111138       | 2              | 207851       | 223505           | 6               | 0           | 64.3%    | 4               | 0.00        | 0.0             | 65.2%    | 290201.8       | 0.774   |
| Mar-16                          | 31   | 271                    | 43.1                  | 0                       | 466                    | 74.1                  | 0                     | 0                    | 1               | 0                 | 2               | 0              | 699,329       | 111181       | 2              | 207926       | 223505           | 5               |             |          |                 |             |                 |          |                |         |

| Waskada Unit No. 15 - VRR Table |      |          |          |          |          |          |         |         |          |          |          |         |         |         |         |         |             |       |         |        |         |         |         |        |          |         |
|---------------------------------|------|----------|----------|----------|----------|----------|---------|---------|----------|----------|----------|---------|---------|---------|---------|---------|-------------|-------|---------|--------|---------|---------|---------|--------|----------|---------|
|                                 |      | Monthly  | Monthly  | Monthly  | Monthly  | Monthly  | Monthly | Monthly | Oil Prod | Gas Prod | H2O Prod | H2O Inj | Cum Oil | Cum Oil | Cum Gas | Cum H2O | Cum H2O Inj | Prod  | GOR     | H2OCut | Voidage | Monthly | Cum GOR | H2OCut | Cum Void | Cum VRR |
| Month                           | Days | Oil Prod | Oil Prod | Gas Prod | H2O Prod | H2O Prod | H2O Inj | H2O Inj | (m3/d)   | (E3m3/d) | (m3/d)   | (m3/d)  | (bbl)   | (m3)    | (E3m3)  | (m3)    | (m3)        | Well  | (m3/m3) | %      | (rm3/d) | VRR     | (m3/m3) | %      | (rm3)    |         |
|                                 |      | (bbl)    | (m3)     | (E3m3)   | (bbl)    | (m3)     | (bbl)   | (m3)    |          |          |          |         |         |         |         |         |             | Count |         |        |         |         |         |        |          |         |
| Apr-17                          | 30   | 61       | 9.7      | 0        | 75       | 11.9     | 0       | 0       | 0        | 0        | 0        | 0       | 700,890 | 111429  | 2       | 208356  | 223505      | 4     | 0       | 55.1%  | 1       | 0.00    | 0.0     | 65.2%  | 290921.8 | 0.772   |
| May-17                          | 31   | 74       | 11.7     | 0        | 93       | 14.8     | 0       | 0       | 0        | 0        | 0        | 0       | 700,964 | 111441  | 2       | 208371  | 223505      | 4     | 0       | 55.8%  | 1       | 0.00    | 0.0     | 65.2%  | 290945.3 | 0.772   |
| Jun-17                          | 30   | 80       | 12.7     | 0        | 103      | 16.4     | 0       | 0       | 0        | 0        | 1        | 0       | 701,044 | 111454  | 2       | 208387  | 223505      | 4     | 0       | 56.4%  | 1       | 0.00    | 0.0     | 65.2%  | 290971.0 | 0.772   |
| Jul-17                          | 31   | 78       | 12.4     | 0        | 98       | 15.6     | 0       | 0       | 0        | 0        | 1        | 0       | 701,122 | 111466  | 2       | 208403  | 223505      | 4     | 0       | 55.7%  | 1       | 0.00    | 0.0     | 65.2%  | 290995.8 | 0.772   |
| Aug-17                          | 31   | 70       | 11.1     | 0        | 77       | 12.3     | 0       | 0       | 0        | 0        | 0        | 0       | 701,192 | 111477  | 2       | 208415  | 223505      | 4     | 0       | 52.6%  | 1       | 0.00    | 0.0     | 65.2%  | 291016.3 | 0.772   |
| Sep-17                          | 30   | 67       | 10.6     | 0        | 75       | 11.9     | 0       | 0       | 0        | 0        | 0        | 0       | 701,259 | 111488  | 2       | 208427  | 223505      | 4     | 0       | 52.9%  | 1       | 0.00    | 0.0     | 65.2%  | 291036.0 | 0.772   |
| Oct-17                          | 31   | 69       | 11.0     | 0        | 78       | 12.4     | 0       | 0       | 0        | 0        | 0        | 0       | 701,328 | 111499  | 2       | 208440  | 223505      | 4     | 0       | 53.0%  | 1       | 0.00    | 0.0     | 65.1%  | 291056.5 | 0.772   |
| Nov-17                          | 30   | 67       | 10.6     | 0        | 75       | 11.9     | 0       | 0       | 0        | 0        | 0        | 0       | 701,394 | 111509  | 2       | 208452  | 223505      | 4     | 0       | 52.9%  | 1       | 0.00    | 0.0     | 65.1%  | 291076.2 | 0.772   |
| Dec-17                          | 31   | 46       | 7.3      | 0        | 49       | 7.8      | 0       | 0       | 0        | 0        | 0        | 0       | 701,440 | 111517  | 2       | 208459  | 223505      | 4     | 0       | 51.7%  | 0       | 0.00    | 0.0     | 65.1%  | 291089.3 | 0.772   |
| Jan-18                          | 31   | 39       | 6.2      | 0        | 40       | 6.4      | 0       | 0       | 0        | 0        | 0        | 0       | 701,479 | 111523  | 2       | 208466  | 223505      | 4     | 0       | 50.8%  | 0       | 0.00    | 0.0     | 65.1%  | 291100.3 | 0.772   |
| Feb-18                          | 28   | 35       | 5.6      | 0        | 35       | 5.6      | 0       | 0       | 0        | 0        | 0        | 0       | 701,515 | 111529  | 2       | 208471  | 223505      | 4     | 0       | 50.0%  | 0       | 0.00    | 0.0     | 65.1%  | 291110.0 | 0.772   |
| Mar-18                          | 31   | 43       | 6.9      | 0        | 50       | 7.9      | 0       | 0       | 0        | 0        | 0        | 0       | 701,558 | 111535  | 2       | 208479  | 223505      | 4     | 0       | 53.4%  | 0       | 0.00    | 0.0     | 65.1%  | 291123.0 | 0.772   |
| Apr-18                          | 30   | 42       | 6.7      | 0        | 47       | 7.5      | 0       | 0       | 0        | 0        | 0        | 0       | 701,600 | 111542  | 2       | 208487  | 223505      | 4     | 0       | 52.8%  | 0       | 0.00    | 0.0     | 65.1%  | 291135.4 | 0.772   |
| May-18                          | 31   | 43       | 6.9      | 0        | 60       | 9.5      | 0       | 0       | 0        | 0        | 0        | 0       | 701,644 | 111549  | 2       | 208496  | 223505      | 4     | 0       | 57.9%  | 0       | 0.00    | 0.0     | 65.1%  | 291150.0 | 0.772   |
| Jun-18                          | 30   | 71       | 11.3     | 0        | 93       | 14.8     | 0       | 0       | 0        | 0        | 0        | 0       | 701,715 | 111560  | 2       | 208511  | 223505      | 4     | 0       | 56.7%  | 1       | 0.00    | 0.0     | 65.1%  | 291173.2 | 0.772   |
| Jul-18                          | 31   | 69       | 10.9     | 0        | 71       | 11.3     | 0       | 0       | 0        | 0        | 0        | 0       | 701,783 | 111571  | 2       | 208522  | 223505      | 4     | 0       | 50.9%  | 1       | 0.00    | 0.0     | 65.1%  | 291192.5 | 0.771   |
| Aug-18                          | 31   | 69       | 11.0     | 0        | 72       | 11.4     | 0       | 0       | 0        | 0        | 0        | 0       | 701,853 | 111582  | 2       | 208534  | 223505      | 4     | 0       | 50.9%  | 1       | 0.00    | 0.0     | 65.1%  | 291212.0 | 0.771   |
| Sep-18                          | 30   | 67       | 10.6     | 0        | 70       | 11.1     | 0       | 0       | 0        | 0        | 0        | 0       | 701,919 | 111593  | 2       | 208545  | 223505      | 4     | 0       | 51.2%  | 1       | 0.00    | 0.0     | 65.1%  | 291230.9 | 0.771   |
| Oct-18                          | 31   | 69       | 10.9     | 0        | 70       | 11.1     | 0       | 0       | 0        | 0        | 0        | 0       | 701,988 | 111604  | 2       | 208556  | 223505      | 4     | 0       | 50.5%  | 1       | 0.00    | 0.0     | 65.1%  | 291250.0 | 0.771   |
| Nov-18                          | 30   | 43       | 6.8      | 0        | 43       | 6.8      | 0       | 0       | 0        | 0        | 0        | 0       | 702,031 | 111611  | 2       | 208563  | 223505      | 4     | 0       | 50.0%  | 0       | 0.00    | 0.0     | 65.1%  | 291261.8 | 0.771   |
| Dec-18                          | 31   | 31       | 4.9      | 0        | 30       | 4.8      | 0       | 0       | 0        | 0        | 0        | 0       | 702,062 | 111616  | 2       | 208568  | 223505      | 4     | 0       | 49.2%  | 0       | 0.00    | 0.0     | 65.1%  | 291270.2 | 0.771   |

## Waskada Unit No. 15 - Rate Time



## Waskada Unit No. 15 - Rate Cum



**Waskada Unit No. 15 - Injection Parameters**

| Month  | Oil Rate<br>(m3/d) | Gas Rate<br>(e3m3/d) | Water Rate<br>(m3/d) | Water Inj Rate<br>(m3/d) | 04/16-03<br>Water Inj Press<br>(psi) | Cum Oil (m3) | Cum Gas<br>(e3m3) | Cum Water<br>(m3) | Cum Inj Water<br>(m3) | GOR<br>(m3/m3) | WOR<br>(m3/m3) |
|--------|--------------------|----------------------|----------------------|--------------------------|--------------------------------------|--------------|-------------------|-------------------|-----------------------|----------------|----------------|
| Jan-18 | 0.2                | 0.0                  | 0.2                  | 0.0                      | 0                                    | 111,523      | 2.3               | 208,466           | 223505.3              | 0              | 1.03           |
| Feb-18 | 0.2                | 0.0                  | 0.2                  | 0.0                      | 0                                    | 111,529      | 2.3               | 208,471           | 223505.3              | 0              | 1.00           |
| Mar-18 | 0.2                | 0.0                  | 0.3                  | 0.0                      | 0                                    | 111,535      | 2.3               | 208,479           | 223505.3              | 0              | 1.14           |
| Apr-18 | 0.2                | 0.0                  | 0.3                  | 0.0                      | 0                                    | 111,542      | 2.3               | 208,487           | 223505.3              | 0              | 1.12           |
| May-18 | 0.2                | 0.0                  | 0.3                  | 0.0                      | 0                                    | 111,549      | 2.3               | 208,496           | 223505.3              | 0              | 1.38           |
| Jun-18 | 0.4                | 0.0                  | 0.5                  | 0.0                      | 0                                    | 111,560      | 2.3               | 208,511           | 223505.3              | 0              | 1.31           |
| Jul-18 | 0.4                | 0.0                  | 0.4                  | 0.0                      | 0                                    | 111,571      | 2.3               | 208,522           | 223505.3              | 0              | 1.04           |
| Aug-18 | 0.4                | 0.0                  | 0.4                  | 0.0                      | 0                                    | 111,582      | 2.3               | 208,534           | 223505.3              | 0              | 1.04           |
| Sep-18 | 0.4                | 0.0                  | 0.4                  | 0.0                      | 0                                    | 111,593      | 2.3               | 208,545           | 223505.3              | 0              | 1.05           |
| Oct-18 | 0.4                | 0.0                  | 0.4                  | 0.0                      | 0                                    | 111,604      | 2.3               | 208,556           | 223505.3              | 0              | 1.02           |
| Nov-18 | 0.2                | 0.0                  | 0.2                  | 0.0                      | 0                                    | 111,611      | 2.3               | 208,563           | 223505.3              | 0              | 1.00           |
| Dec-18 | 0.2                | 0.0                  | 0.2                  | 0.0                      | 0                                    | 111,616      | 2.3               | 208,568           | 223505.3              | 0              | 0.97           |

04/16-03-002-26W1 Rate vs Pressure

