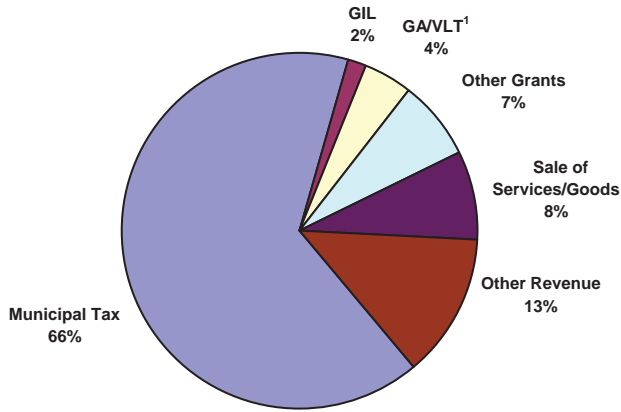


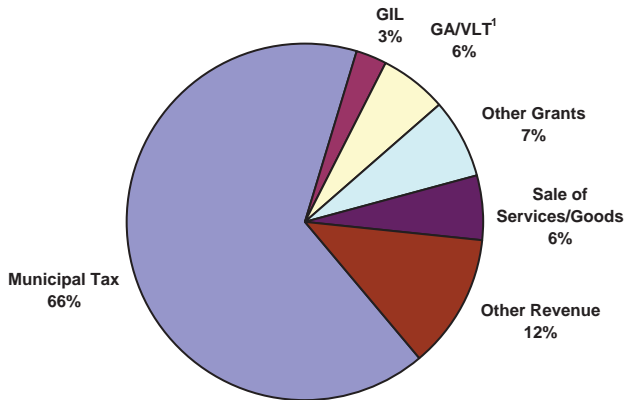
# 2005 MUNICIPAL REVENUES BY MAJOR SOURCE

**Rural Municipalities  
Populations under 1,000**



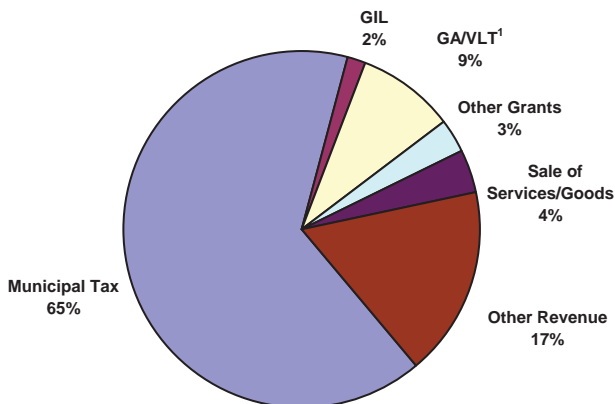
	Per Capita (\$)
Municipal Tax	906
Grant in Lieu (GIL)	24
GAVLT <sup>1</sup>	60
Other Grants (Prov./Fed.)	103
Sale of Services/Goods	113
Other Revenue	178
<b>Total</b>	<b>1,384</b>

**Rural Municipalities  
Populations 1,000 - 5,000**



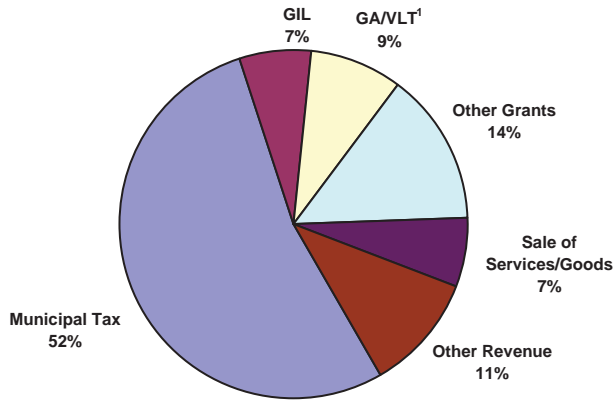
	Per Capita (\$)
Municipal Tax	583
Grant in Lieu (GIL)	23
GAVLT <sup>1</sup>	55
Other Grants (Prov./Fed.)	64
Sale of Services/Goods	51
Other Revenue	109
<b>Total</b>	<b>885</b>

**Rural Municipalities  
Populations over 5,000**



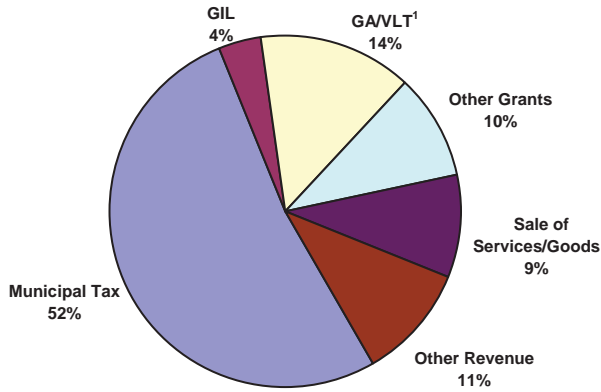
	Per Capita (\$)
Municipal Tax	471
Grant in Lieu (GIL)	13
GAVLT <sup>1</sup>	64
Other Grants (Prov./Fed.)	23
Sale of Services/Goods	28
Other Revenue	127
<b>Total</b>	<b>726</b>

**Urban Municipalities  
Populations under 1,000**



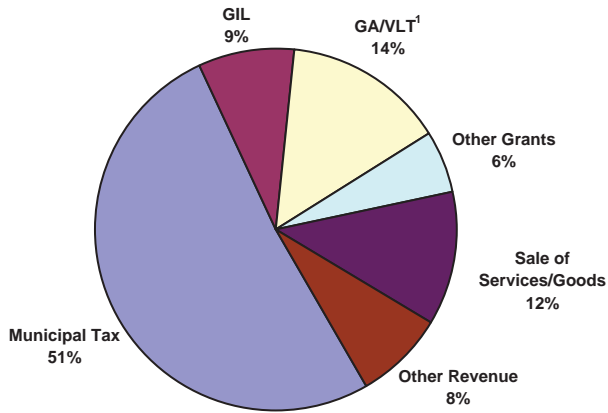
	Per Capita (\$)
Municipal Tax	612
Grant in Lieu (GIL)	76
GA/VLT¹	100
Other Grants (Prov./Fed.)	168
Sale of Services/Goods	75
Other Revenue	124
<b>Total</b>	<b>1,155</b>

**Urban Municipalities  
Populations 1,000 - 5,000**



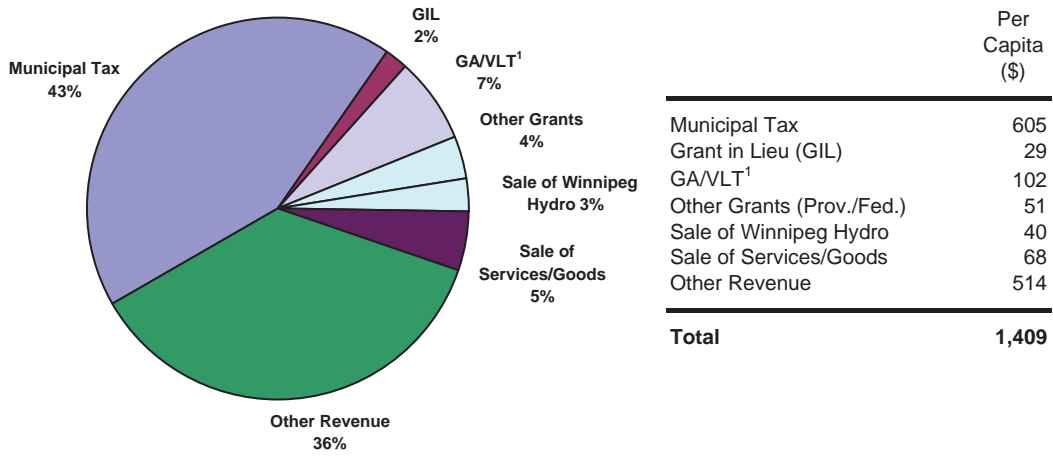
	Per Capita (\$)
Municipal Tax	578
Grant in Lieu (GIL)	46
GA/VLT¹	156
Other Grants (Prov./Fed.)	109
Sale of Services/Goods	104
Other Revenue	117
<b>Total</b>	<b>1,110</b>

**Urban Municipalities  
Populations over 5,000**



	Per Capita (\$)
Municipal Tax	591
Grant in Lieu (GIL)	102
GA/VLT¹	165
Other Grants (Prov./Fed.)	65
Sale of Services/Goods	138
Other Revenue	92
<b>Total</b>	<b>1,153</b>

**City of Winnipeg  
(including Transit)**



<sup>1</sup>Note: 2005 General Assistance (GA) payments were provided to all municipalities through a share of provincial income and fuel tax revenues from the Building Manitoba Fund.