




MMPP - Variety Yield Data Browser

Select Municipalities or MASC Risk Areas

Tip: Click or touch the 'X' (at right) in these tip balloons to hide them permanently. ✕

Tip: Click or touch the button below to select Municipalities or MASC Risk Areas. ✕

Municipalities

Tip: Click or touch in the select boxes (below) to select at least one item from each list. Click or touch the  icon to clear all selected items. ✕

MORRIS



Select Crop(s)

Tip: If more than one crop is selected, the Yield Variety Data will be returned, but 'Top Varieties by Acres' and 'Top Varieties by Yield' charts won't be generated. ✕

ARGENTINE CANOLA



Select Varieties

All Varieties



Select Year Range

1993

1998

~~2002~~
2010

to ~~2007~~
2019

2012

2017

Search Summary

228 records returned

2,288 farm varieties grown on **624,870.6** acres

Average Yield

0.956 Tonnes (**42.1** Bushels) per acre

Summary includes aggregate data from 'below minimum tolerance' records

Variety Yield Data

'Below Minimum Tolerance' records contain data from fewer than 3 producers or 500 acres, marked as such to retain producer anonymity. Data from these records is included in the Search Summary totals.

Copy to Clipboard

Save as XLS

Showing 1 to 50 of 228 entries

First Previous Next Last

Year	Risk Area / R.M.	Crop	Variety	Farms	Acres	Yield/acre (Metric)	Yield/acre (Imperial)
2017	MORRIS	ARGENTINE CANOLA	L261 (INVIGOR) (LT)	6	2,212.0	1.287 Tonnes	56.8 Bushels
2013	MORRIS	ARGENTINE CANOLA	VR 9560 CL (PROVEN) (ST)	8	2,608.0	1.240 Tonnes	54.7 Bushels
2017	MORRIS	ARGENTINE CANOLA	L233P (BASF) 5CN0130 (LT) {PSR-R}	41	7,906.0	1.238 Tonnes	54.6 Bushels
2017	MORRIS	ARGENTINE CANOLA	L252 (INVIGOR) (LT)	52	11,890.4	1.235 Tonnes	54.4 Bushels
2017	MORRIS	ARGENTINE CANOLA	46H75 (PIONEER) (ST)	8	2,180.0	1.227 Tonnes	54.1 Bushels
2018	MORRIS	ARGENTINE CANOLA	L233P (BASF) 5CN0130 (LT) {PSR-R}	108	36,939.0	1.221 Tonnes	53.8 Bushels

Year	Risk Area / R.M.	Crop	Variety	Farms	Acres	Yield/acre (Metric)	Yield/acre (Imperial)
2017	MORRIS	ARGENTINE CANOLA	L140P (INVIGOR) (LT){PSR-R}	70	20,732.0	1.207 Tonnes	53.2 Bushels
2018	MORRIS	ARGENTINE CANOLA	L255PC (INVIGOR) 6CN0122 (LT) {PSR-R}	17	4,401.0	1.197 Tonnes	52.8 Bushels
2013	MORRIS	ARGENTINE CANOLA	5440 (INVIGOR) PHS04-690 (LT)	44	12,684.0	1.179 Tonnes	52.0 Bushels
2013	MORRIS	ARGENTINE CANOLA	73-75 RR (DEKALB) (RT)	4	1,278.0	1.178 Tonnes	52.0 Bushels
2014	MORRIS	ARGENTINE CANOLA	L252 (INVIGOR) (LT)	42	9,901.0	1.176 Tonnes	51.8 Bushels
2018	MORRIS	ARGENTINE CANOLA	46H75 (PIONEER) (ST)	8	2,030.0	1.176 Tonnes	51.8 Bushels
2018	MORRIS	ARGENTINE CANOLA	L140P (INVIGOR) (LT){PSR-R}	24	5,631.0	1.173 Tonnes	51.7 Bushels
2014	MORRIS	ARGENTINE CANOLA	L140P (INVIGOR) (LT){PSR-R}	12	2,105.0	1.167 Tonnes	51.5 Bushels
2018	MORRIS	ARGENTINE CANOLA	L252 (INVIGOR) (LT)	35	8,939.0	1.164 Tonnes	51.3 Bushels
2013	MORRIS	ARGENTINE CANOLA	L159 (INVIGOR) (LT)	8	1,886.0	1.154 Tonnes	50.9 Bushels
2013	MORRIS	ARGENTINE CANOLA	L154 (INVIGOR) (LT)	29	8,738.0	1.150 Tonnes	50.7 Bushels
2013	MORRIS	ARGENTINE CANOLA	L150 (INVIGOR) (LT)	40	9,311.0	1.144 Tonnes	50.5 Bushels
2013	MORRIS	ARGENTINE CANOLA	L156H (INVIGOR HEALTH) (LT)	18	3,963.0	1.142 Tonnes	50.3 Bushels
2014	MORRIS	ARGENTINE CANOLA	L261 (INVIGOR) (LT)	18	3,552.0	1.132 Tonnes	49.9 Bushels
2017	MORRIS	ARGENTINE CANOLA	L230 (BAYER) 5CN0125 (LT)	7	855.0	1.129 Tonnes	49.8 Bushels
2013	MORRIS	ARGENTINE CANOLA	L130 (INVIGOR) (LT)	35	8,201.0	1.119 Tonnes	49.3 Bushels
2016	MORRIS	ARGENTINE CANOLA	L261 (INVIGOR) (LT)	10	2,248.3	1.117 Tonnes	49.3 Bushels
2015	MORRIS	ARGENTINE CANOLA	L140P (INVIGOR) (LT){PSR-R}	29	8,670.0	1.087 Tonnes	47.9 Bushels

Year	Risk Area / R.M.	Crop	Variety	Farms	Acres	Yield/acre (Metric)	Yield/acre (Imperial)
2014	MORRIS	ARGENTINE CANOLA	5440 (INVIGOR) PHS04-690 (LT)	45	12,918.0	1.085 Tonnes	47.8 Bushels
2018	MORRIS	ARGENTINE CANOLA	L230 (BAYER) 5CN0125 (LT)	4	769.2	1.083 Tonnes	47.8 Bushels
2019	MORRIS	ARGENTINE CANOLA	L255PC (INVIGOR) 6CN0122 (LT) {PSR-R}	21	9,179.0	1.077 Tonnes	47.5 Bushels
2013	MORRIS	ARGENTINE CANOLA	1145 (INVIGOR HEALTH) (LT)	7	1,551.0	1.070 Tonnes	47.2 Bushels
2015	MORRIS	ARGENTINE CANOLA	L261 (INVIGOR) (LT)	22	6,972.0	1.071 Tonnes	47.2 Bushels
2014	MORRIS	ARGENTINE CANOLA	L156H (INVIGOR HEALTH) (LT)	27	8,645.0	1.066 Tonnes	47.0 Bushels
2014	MORRIS	ARGENTINE CANOLA	V2045 (VICTORY) (RT)	3	1,353.0	1.065 Tonnes	47.0 Bushels
2015	MORRIS	ARGENTINE CANOLA	L252 (INVIGOR) (LT)	58	14,652.0	1.066 Tonnes	47.0 Bushels
2017	MORRIS	ARGENTINE CANOLA	L157H (INVIGOR HEALTH) (LT)	3	765.0	1.067 Tonnes	47.0 Bushels
2014	MORRIS	ARGENTINE CANOLA	46H75 (PIONEER) (ST)	4	820.0	1.061 Tonnes	46.8 Bushels
2014	MORRIS	ARGENTINE CANOLA	L150 (INVIGOR) (LT)	6	961.0	1.057 Tonnes	46.6 Bushels
2016	MORRIS	ARGENTINE CANOLA	L140P (INVIGOR) (LT){PSR-R}	62	19,871.0	1.047 Tonnes	46.2 Bushels
2014	MORRIS	ARGENTINE CANOLA	L154 (INVIGOR) (LT)	36	7,778.0	1.045 Tonnes	46.1 Bushels
2015	MORRIS	ARGENTINE CANOLA	L160S (INVIGOR) (LT)	11	2,588.0	1.037 Tonnes	45.7 Bushels
2014	MORRIS	ARGENTINE CANOLA	VR 9560 CL (PROVEN) (ST)	4	1,115.0	1.033 Tonnes	45.6 Bushels
2015	MORRIS	ARGENTINE CANOLA	L156H (INVIGOR HEALTH) (LT)	10	3,845.0	1.028 Tonnes	45.3 Bushels
2019	MORRIS	ARGENTINE CANOLA	L233P (BASF) 5CN0130 (LT) {PSR-R}	117	39,309.3	1.029 Tonnes	45.3 Bushels

Year	Risk Area / R.M.	Crop	Variety	Farms	Acres	Yield/acre (Metric)	Yield/acre (Imperial)
2015	MORRIS	ARGENTINE CANOLA	L154 (INVIGOR) (LT)	16	3,100.0	1.024 Tonnes	45.2 Bushels
2016	MORRIS	ARGENTINE CANOLA	L252 (INVIGOR) (LT)	74	19,721.3	1.026 Tonnes	45.2 Bushels
2015	MORRIS	ARGENTINE CANOLA	5440 (INVIGOR) PHS04-690 (LT)	15	3,211.0	1.023 Tonnes	45.1 Bushels
2016	MORRIS	ARGENTINE CANOLA	46H75 (PIONEER) (ST)	5	1,689.0	1.021 Tonnes	45.0 Bushels
2013	MORRIS	ARGENTINE CANOLA	1012 RR (NEXERA) (RT)	5	1,351.0	1.007 Tonnes	44.4 Bushels
2015	MORRIS	ARGENTINE CANOLA	L130 (INVIGOR) (LT)	12	2,349.0	1.007 Tonnes	44.4 Bushels
2015	MORRIS	ARGENTINE CANOLA	46H75 (PIONEER) (ST)	8	1,886.0	0.992 Tonnes	43.7 Bushels
2014	MORRIS	ARGENTINE CANOLA	1012 RR (NEXERA) (RT)	5	1,141.0	0.977 Tonnes	43.1 Bushels
2016	MORRIS	ARGENTINE CANOLA	5440 (INVIGOR) PHS04-690 (LT)	6	1,036.0	0.955 Tonnes	42.1 Bushels

Show entries

[First](#)
[Previous](#)
[Next](#)
[Last](#)

Copyright © 2020 Manitoba Agricultural Services Corporation. All rights reserved.




MMPP - Variety Yield Data Browser

Select Municipalities or MASC Risk Areas

Tip: Click or touch the 'X' (at right) in these tip balloons to hide them permanently. ✕

Tip: Click or touch the button below to select Municipalities or MASC Risk Areas. ✕

Municipalities

Tip: Click or touch in the select boxes (below) to select at least one item from each list. Click or touch the  icon to clear all selected items. ✕

MORRIS



Select Crop(s)

Tip: If more than one crop is selected, the Yield Variety Data will be returned, but 'Top Varieties by Acres' and 'Top Varieties by Yield' charts won't be generated. ✕

GRAIN CORN



Select Varieties

All Varieties



Select Year Range

1993

1998

~~2002~~
2010

to ~~2007~~

2019

2012

2017

Search Summary

170 records returned

569 farm varieties grown on **90,114.5** acres

Average Yield

3.131 Tonnes (**123.3** Bushels) per acre

Summary includes aggregate data from 'below minimum tolerance' records

Variety Yield Data

'Below Minimum Tolerance' records contain data from fewer than 3 producers or 500 acres, marked as such to retain producer anonymity. Data from these records is included in the Search Summary totals.

Copy to Clipboard

Save as XLS

Showing 1 to 50 of 170 entries

First Previous Next Last

Year	Risk Area / R.M.	Crop	Variety	Farms	Acres	Yield/acre (Metric)	Yield/acre (Imperial)
2016	MORRIS	GRAIN CORN	P7332R (PIONEER) (RT)	6	1,228.0	4.526 Tonnes	178.2 Bushels
2016	MORRIS	GRAIN CORN	DKC27-55RIB (DEKALB) (BT) (RIB)	3	975.0	4.165 Tonnes	164.0 Bushels
2015	MORRIS	GRAIN CORN	P7632HR (PIONEER) (BT)(RT)	6	635.0	4.028 Tonnes	158.6 Bushels
2013	MORRIS	GRAIN CORN	39D97 (PIONEER) (BT)(LT)(RT)	4	669.0	3.930 Tonnes	154.7 Bushels
2016	MORRIS	GRAIN CORN	P7632AM (PIONEER) (BT)(LT)(RT)	24	5,130.0	3.871 Tonnes	152.4 Bushels

Year	Risk Area / R.M.	Crop	Variety	Farms	Acres	Yield/acre (Metric)	Yield/acre (Imperial)
2016	MORRIS	GRAIN CORN	TH 4578 RR (THUNDER) (RT)	4	637.0	3.840 Tonnes	151.2 Bushels
2016	MORRIS	GRAIN CORN	P7958AM (PIONEER)	12	1,474.0	3.763 Tonnes	148.2 Bushels
2013	MORRIS	GRAIN CORN	DKC27-54 (DEKALB)	4	805.0	3.624 Tonnes	142.7 Bushels
2017	MORRIS	GRAIN CORN	DKC27-55RIB (DEKALB) (BT) (RIB)	3	697.0	3.614 Tonnes	142.3 Bushels
2015	MORRIS	GRAIN CORN	P7632HR (PIONEER) (HX1)(LT)(RT)	4	538.0	3.551 Tonnes	139.8 Bushels
2013	MORRIS	GRAIN CORN	DKC26-28RIB (DEKALB) (BT) (RT)(RIB)	6	814.0	3.532 Tonnes	139.0 Bushels
2014	MORRIS	GRAIN CORN	DKC26-28RIB (DEKALB) (BT) (RT)(RIB)	5	1,019.0	3.400 Tonnes	133.9 Bushels
2013	MORRIS	GRAIN CORN	39D95 (PIONEER) (BT)(LT)(RT)	17	2,951.0	3.399 Tonnes	133.8 Bushels
2017	MORRIS	GRAIN CORN	P7211HR (PIONEER)	5	648.0	3.387 Tonnes	133.3 Bushels
2017	MORRIS	GRAIN CORN	P7527AM (PIONEER) (LT) (RT)	10	746.0	3.387 Tonnes	133.3 Bushels
2010	MORRIS	GRAIN CORN	39D95 (PIONEER) (BT)(LT)(RT)	4	525.0	3.380 Tonnes	133.1 Bushels
2018	MORRIS	GRAIN CORN	TH 7578 VT2P RIB (THUNDER) (RT)(RIB)	6	1,610.0	3.369 Tonnes	132.6 Bushels
2014	MORRIS	GRAIN CORN	P7632HR (PIONEER) (HX1)(LT)(RT)	9	1,204.0	3.365 Tonnes	132.5 Bushels
2019	MORRIS	GRAIN CORN	TH 7578 VT2P RIB (THUNDER) (RT)(RIB)	6	1,008.0	3.352 Tonnes	132.0 Bushels

Year	Risk Area / R.M.	Crop	Variety	Farms	Acres	Yield/acre (Metric)	Yield/acre (Imperial)
2013	MORRIS	GRAIN CORN	P7443R (PIONEER) (RT)	12	1,741.0	3.348 Tonnes	131.8 Bushels
2017	MORRIS	GRAIN CORN	P7958AM (PIONEER)	7	822.0	3.243 Tonnes	127.7 Bushels
2018	MORRIS	GRAIN CORN	TH 7681 VT2P (THUNDER) (RIB)	4	828.0	3.228 Tonnes	127.1 Bushels
2017	MORRIS	GRAIN CORN	P7332R (PIONEER) (RT)	8	1,393.0	3.226 Tonnes	127.0 Bushels
2019	MORRIS	GRAIN CORN	P7527AM (PIONEER) (LT) (RT)	24	4,985.0	3.222 Tonnes	126.8 Bushels
2015	MORRIS	GRAIN CORN	39D97 (PIONEER) (BT)(LT)(RT)	3	698.0	3.207 Tonnes	126.2 Bushels
2018	MORRIS	GRAIN CORN	P7527AM (PIONEER) (LT) (RT)	22	3,962.0	3.145 Tonnes	123.8 Bushels
2018	MORRIS	GRAIN CORN	DKC33-78RIB (DEKALB) (RIB)	13	2,518.0	3.117 Tonnes	122.7 Bushels
2014	MORRIS	GRAIN CORN	P7443R (PIONEER) (RT)	11	1,031.0	3.114 Tonnes	122.6 Bushels
2015	MORRIS	GRAIN CORN	TH 7578 VT2P RIB (THUNDER) (RT)(RIB)	3	630.0	3.060 Tonnes	120.5 Bushels
2017	MORRIS	GRAIN CORN	P7202AM (PIONEER) (HX1)(LT)(RT)	5	625.0	3.054 Tonnes	120.2 Bushels
2017	MORRIS	GRAIN CORN	P7632AM (PIONEER) (BT)(LT)(RT)	26	6,031.0	3.038 Tonnes	119.6 Bushels
2017	MORRIS	GRAIN CORN	TH 7677 VT2P RIB (THUNDER) (RT)(RIB)	3	521.0	2.966 Tonnes	116.8 Bushels
2014	MORRIS	GRAIN CORN	P7632HR (PIONEER) (BT)(RT)	4	732.0	2.960 Tonnes	116.5 Bushels

Year	Risk Area / R.M.	Crop	Variety	Farms	Acres	Yield/acre (Metric)	Yield/acre (Imperial)
2014	MORRIS	GRAIN CORN	39D95 (PIONEER) (BT)(LT)(RT)	7	852.0	2.938 Tonnes	115.7 Bushels
2012	MORRIS	GRAIN CORN	P7443R (PIONEER) (RT)	11	1,113.0	2.706 Tonnes	106.5 Bushels
2017	MORRIS	GRAIN CORN	TH 7578 VT2P RIB (THUNDER) (RT)(RIB)	12	3,496.0	2.704 Tonnes	106.4 Bushels
2012	MORRIS	GRAIN CORN	39D95 (PIONEER) (BT)(LT)(RT)	12	1,659.0	2.691 Tonnes	105.9 Bushels
2017	MORRIS	GRAIN CORN	DKC33-78RIB (DEKALB) (RIB)	6	750.0	2.623 Tonnes	103.3 Bushels
2018	MORRIS	GRAIN CORN	P7632AM (PIONEER) (BT)(LT)(RT)	7	963.5	2.534 Tonnes	99.8 Bushels
2010	MORRIS	GRAIN CORN	39B94 (PIONEER) (BT)(LT)(RT)	6	1,091.0	2.373 Tonnes	93.4 Bushels
2011	MORRIS	GRAIN CORN	P7443R (PIONEER) (RT)	7	509.0	2.150 Tonnes	84.6 Bushels
2019	MORRIS	GRAIN CORN	TH 6982 VT2P (THUNDER) (RT)	8	2,403.0	2.145 Tonnes	84.4 Bushels
2019	MORRIS	GRAIN CORN	DKC33-78RIB (DEKALB) (RIB)	9	1,873.0	2.060 Tonnes	81.1 Bushels
2019	MORRIS	GRAIN CORN	P7455R (PIONEER) (RR2)	5	775.0	2.020 Tonnes	79.5 Bushels
2011	MORRIS	GRAIN CORN	39D95 (PIONEER) (BT)(LT)(RT)	6	843.0	1.652 Tonnes	65.0 Bushels
2010	MORRIS	GRAIN CORN	A4176BTRR (PRIDE) (BT) (RT)	Below	Minimum	Tolerance	
2010	MORRIS	GRAIN CORN	DKC27-32 (DEKALB) (RT)	Below	Minimum	Tolerance	

Year	Risk Area / R.M.	Crop	Variety	Farms	Acres	Yield/acre (Metric)	Yield/acre (Imperial)
2010	MORRIS	GRAIN CORN	DKC27-33 (DEKALB) (BT) (RT)	Below	Minimum	Tolerance	
2010	MORRIS	GRAIN CORN	P7213R (PIONEER) (RT)	Below	Minimum	Tolerance	
2010	MORRIS	GRAIN CORN	P7535HR (PIONEER) (BT)(LT)(RT)	Below	Minimum	Tolerance	

Show entries

[First](#)
[Previous](#)
[Next](#)
[Last](#)

Copyright © 2020 Manitoba Agricultural Services Corporation. All rights reserved.




MMPP - Variety Yield Data Browser

Select Municipalities or MASC Risk Areas

Tip: Click or touch the 'X' (at right) in these tip balloons to hide them permanently. ✕

Tip: Click or touch the button below to select Municipalities or MASC Risk Areas. ✕

Municipalities

Tip: Click or touch in the select boxes (below) to select at least one item from each list. Click or touch the  icon to clear all selected items. ✕

MORRIS



Select Crop(s)

Tip: If more than one crop is selected, the Yield Variety Data will be returned, but 'Top Varieties by Acres' and 'Top Varieties by Yield' charts won't be generated. ✕

RED SPRING WHEAT



Select Varieties

All Varieties



Select Year Range

1993

1998

~~2002~~
2010

to ~~2007~~

2019

2012

2017

Search Summary

98 records returned

1,477 farm varieties grown on **413,776.9** acres

Average Yield

1.589 Tonnes (**58.4** Bushels) per acre

Summary includes aggregate data from 'below minimum tolerance' records

Variety Yield Data

'Below Minimum Tolerance' records contain data from fewer than 3 producers or 500 acres, marked as such to retain producer anonymity. Data from these records is included in the Search Summary totals.

Copy to Clipboard

Save as XLS

Showing 1 to 50 of 98 entries

First Previous Next Last

Year	Risk Area / R.M.	Crop	Variety	Farms	Acres	Yield/acre (Metric)	Yield/acre (Imperial)
2013	MORRIS	RED SPRING WHEAT	CARDALE (BW429)	4	985.0	2.245 Tonnes	82.5 Bushels
2017	MORRIS	RED SPRING WHEAT	AAC BRANDON (BW 932)	73	21,332.0	2.161 Tonnes	79.4 Bushels
2017	MORRIS	RED SPRING WHEAT	CARDALE (BW429)	41	11,620.8	2.028 Tonnes	74.5 Bushels
2014	MORRIS	RED SPRING WHEAT	CARDALE (BW429)	58	12,813.0	1.958 Tonnes	72.0 Bushels
2014	MORRIS	RED SPRING WHEAT	AAC BRANDON (BW 932)	4	575.0	1.951 Tonnes	71.7 Bushels

Year	Risk Area / R.M.	Crop	Variety	Farms	Acres	Yield/acre (Metric)	Yield/acre (Imperial)
2015	MORRIS	RED SPRING WHEAT	AAC ELIE(BW931)	4	700.0	1.929 Tonnes	70.9 Bushels
2013	MORRIS	RED SPRING WHEAT	AC BARRIE (BW 661)	8	2,066.0	1.921 Tonnes	70.6 Bushels
2017	MORRIS	RED SPRING WHEAT	CARBERRY (BW874)	4	864.0	1.874 Tonnes	68.9 Bushels
2014	MORRIS	RED SPRING WHEAT	GLENN	9	2,607.0	1.845 Tonnes	67.8 Bushels
2015	MORRIS	RED SPRING WHEAT	AAC BRANDON (BW 932)	20	4,463.0	1.823 Tonnes	67.0 Bushels
2014	MORRIS	RED SPRING WHEAT	WR859 CL (BW859)	4	948.0	1.794 Tonnes	65.9 Bushels
2013	MORRIS	RED SPRING WHEAT	GLENN	29	8,007.0	1.790 Tonnes	65.8 Bushels
2019	MORRIS	RED SPRING WHEAT	AAC VIEWFIELD (FP GENETICS) BW965 EXP	8	2,411.0	1.791 Tonnes	65.8 Bushels
2018	MORRIS	RED SPRING WHEAT	AAC ELIE(BW931)	3	546.0	1.789 Tonnes	65.7 Bushels
2014	MORRIS	RED SPRING WHEAT	AC BARRIE (BW 661)	4	1,555.0	1.776 Tonnes	65.3 Bushels
2012	MORRIS	RED SPRING WHEAT	WR859 CL (BW859)	5	1,425.0	1.773 Tonnes	65.1 Bushels
2013	MORRIS	RED SPRING WHEAT	CARBERRY (BW874)	87	24,261.0	1.756 Tonnes	64.5 Bushels
2012	MORRIS	RED SPRING WHEAT	CARBERRY (BW874)	49	9,769.0	1.737 Tonnes	63.8 Bushels
2015	MORRIS	RED SPRING WHEAT	CARDALE (BW429)	81	25,840.0	1.735 Tonnes	63.7 Bushels

Year	Risk Area / R.M.	Crop	Variety	Farms	Acres	Yield/acre (Metric)	Yield/acre (Imperial)
2018	MORRIS	RED SPRING WHEAT	AAC VIEWFIELD (FP GENETICS) BW965 EXP	13	3,380.0	1.728 Tonnes	63.5 Bushels
2013	MORRIS	RED SPRING WHEAT	WR859 CL (BW859)	4	669.0	1.726 Tonnes	63.4 Bushels
2015	MORRIS	RED SPRING WHEAT	GLENN	6	1,597.0	1.711 Tonnes	62.9 Bushels
2012	MORRIS	RED SPRING WHEAT	GLENN	49	13,583.0	1.704 Tonnes	62.6 Bushels
2018	MORRIS	RED SPRING WHEAT	AAC BRANDON (BW 932)	103	37,293.1	1.694 Tonnes	62.2 Bushels
2014	MORRIS	RED SPRING WHEAT	CARBERRY (BW874)	56	12,505.0	1.664 Tonnes	61.1 Bushels
2019	MORRIS	RED SPRING WHEAT	AAC BRANDON (BW 932)	107	36,675.5	1.658 Tonnes	60.9 Bushels
2012	MORRIS	RED SPRING WHEAT	AC DOMAIN (BW 148)	3	862.0	1.643 Tonnes	60.4 Bushels
2014	MORRIS	RED SPRING WHEAT	KANE (BW342)	5	588.0	1.633 Tonnes	60.0 Bushels
2019	MORRIS	RED SPRING WHEAT	CARDALE (BW429)	21	5,828.0	1.631 Tonnes	59.9 Bushels
2012	MORRIS	RED SPRING WHEAT	CDC GO (BW781)	4	950.0	1.616 Tonnes	59.4 Bushels
2013	MORRIS	RED SPRING WHEAT	KANE (BW342)	8	2,672.0	1.617 Tonnes	59.4 Bushels
2012	MORRIS	RED SPRING WHEAT	KANE (BW342)	35	8,535.0	1.613 Tonnes	59.3 Bushels
2015	MORRIS	RED SPRING WHEAT	CDC PLENTIFUL (PT580)	3	758.0	1.580 Tonnes	58.1 Bushels

Year	Risk Area / R.M.	Crop	Variety	Farms	Acres	Yield/acre (Metric)	Yield/acre (Imperial)
2016	MORRIS	RED SPRING WHEAT	AAC BRANDON (BW 932)	40	11,405.0	1.582 Tonnes	58.1 Bushels
2015	MORRIS	RED SPRING WHEAT	CARBERRY (BW874)	17	3,868.0	1.580 Tonnes	58.0 Bushels
2016	MORRIS	RED SPRING WHEAT	GLENN	5	886.0	1.554 Tonnes	57.1 Bushels
2018	MORRIS	RED SPRING WHEAT	CARDALE (BW429)	28	9,606.5	1.554 Tonnes	57.1 Bushels
2010	MORRIS	RED SPRING WHEAT	CDC GO (BW781)	6	1,213.0	1.551 Tonnes	57.0 Bushels
2012	MORRIS	RED SPRING WHEAT	AC BARRIE (BW 661)	17	4,105.0	1.534 Tonnes	56.4 Bushels
2016	MORRIS	RED SPRING WHEAT	AAC ELIE(BW931)	8	2,157.0	1.504 Tonnes	55.3 Bushels
2016	MORRIS	RED SPRING WHEAT	CARDALE (BW429)	52	15,359.0	1.493 Tonnes	54.9 Bushels
2010	MORRIS	RED SPRING WHEAT	AC DOMAIN (BW 148)	3	512.0	1.241 Tonnes	45.6 Bushels
2010	MORRIS	RED SPRING WHEAT	GLENN	84	25,396.0	1.229 Tonnes	45.1 Bushels
2010	MORRIS	RED SPRING WHEAT	AC BARRIE (BW 661)	19	5,477.0	1.214 Tonnes	44.6 Bushels
2010	MORRIS	RED SPRING WHEAT	KANE (BW342)	58	15,492.0	1.213 Tonnes	44.6 Bushels
2011	MORRIS	RED SPRING WHEAT	5603 HR	4	752.0	1.180 Tonnes	43.4 Bushels
2011	MORRIS	RED SPRING WHEAT	WR859 CL (BW859)	6	1,539.0	1.137 Tonnes	41.8 Bushels

Year	Risk Area / R.M.	Crop	Variety	Farms	Acres	Yield/acre (Metric)	Yield/acre (Imperial)
2011	MORRIS	RED SPRING WHEAT	CARBERRY (BW874)	3	1,755.0	1.124 Tonnes	41.3 Bushels
2011	MORRIS	RED SPRING WHEAT	GLENN	62	19,022.0	1.058 Tonnes	38.9 Bushels
2011	MORRIS	RED SPRING WHEAT	KANE (BW342)	63	17,887.0	0.971 Tonnes	35.7 Bushels

Show entries

[First](#)
 [Previous](#)
 [Next](#)
 [Last](#)

Copyright © 2020 Manitoba Agricultural Services Corporation. All rights reserved.




MMPP - Variety Yield Data Browser

Select Municipalities or MASC Risk Areas

Tip: Click or touch the 'X' (at right) in these tip balloons to hide them permanently. ✕

Tip: Click or touch the button below to select Municipalities or MASC Risk Areas. ✕

Municipalities

Tip: Click or touch in the select boxes (below) to select at least one item from each list. Click or touch the  icon to clear all selected items. ✕

MORRIS



Select Crop(s)

Tip: If more than one crop is selected, the Yield Variety Data will be returned, but 'Top Varieties by Acres' and 'Top Varieties by Yield' charts won't be generated. ✕

SOYBEANS



Select Varieties

All Varieties



Select Year Range

1993

1998

~~2002~~
2010

to ~~2007~~

2019

2012

2017

Search Summary

501 records returned

2,814 farm varieties grown on **652,284.8** acres

Average Yield

0.953 Tonnes (**35.0** Bushels) per acre

Summary includes aggregate data from 'below minimum tolerance' records

Variety Yield Data

'Below Minimum Tolerance' records contain data from fewer than 3 producers or 500 acres, marked as such to retain producer anonymity. Data from these records is included in the Search Summary totals.

Copy to Clipboard

Save as XLS

Showing 1 to 50 of 501 entries

First Previous Next Last

Year	Risk Area / R.M.	Crop	Variety	Farms	Acres	Yield/acre (Metric)	Yield/acre (Imperial)
2016	MORRIS	SOYBEANS	PRO 2525R2 (SEVITA) (RT)	5	606.0	1.454 Tonnes	53.4 Bushels
2016	MORRIS	SOYBEANS	P008T22R2 (PIONEER) (RT)	3	725.0	1.452 Tonnes	53.4 Bushels
2016	MORRIS	SOYBEANS	LS ECLIPSE (LEGEND) MKZ314A2-COYNN (RT)	8	1,914.0	1.447 Tonnes	53.2 Bushels
2016	MORRIS	SOYBEANS	LS MAIDAN (LEGEND) GS00872 (RT)	4	760.0	1.437 Tonnes	52.8 Bushels
2016	MORRIS	SOYBEANS	25-10RY (DEKALB) (RT)	25	7,145.0	1.427 Tonnes	52.4 Bushels

Year	Risk Area / R.M.	Crop	Variety	Farms	Acres	Yield/acre (Metric)	Yield/acre (Imperial)
2016	MORRIS	SOYBEANS	NSC STARBUCK (NSGENETICS) (RR2X)	4	853.0	1.413 Tonnes	51.9 Bushels
2016	MORRIS	SOYBEANS	TH 33005R2Y (THUNDER) (RT)	15	4,340.4	1.407 Tonnes	51.7 Bushels
2016	MORRIS	SOYBEANS	24-10RY (DEKALB) (RT)	14	2,530.0	1.388 Tonnes	51.0 Bushels
2016	MORRIS	SOYBEANS	S007-Y4 RR2Y (SYNGENTA) (RT)	7	2,173.0	1.383 Tonnes	50.8 Bushels
2016	MORRIS	SOYBEANS	NSC SANFORD R2Y (NSGENETICS) 009G12A1	6	859.0	1.358 Tonnes	49.9 Bushels
2016	MORRIS	SOYBEANS	LS 005R24 (LEGEND) MKZ1112A1 (RT)	6	1,278.0	1.305 Tonnes	47.9 Bushels
2016	MORRIS	SOYBEANS	24-61RY (DEKALB) (RT)	10	1,987.0	1.291 Tonnes	47.4 Bushels
2016	MORRIS	SOYBEANS	NSC ARNAUD RR2Y (NSGENETICS) (RT)	5	1,416.0	1.279 Tonnes	47.0 Bushels
2016	MORRIS	SOYBEANS	LS 003R24N (LEGEND) (RT)	4	886.0	1.267 Tonnes	46.6 Bushels
2016	MORRIS	SOYBEANS	NSC GLADSTONE RR2Y (NSGENETICS) (RT)	6	1,910.0	1.269 Tonnes	46.6 Bushels
2016	MORRIS	SOYBEANS	NSC RICHER RR2Y (NSGENETICS) (RT)	44	11,663.0	1.259 Tonnes	46.2 Bushels
2016	MORRIS	SOYBEANS	23-60RY (DEKALB) (RT)	10	1,551.0	1.252 Tonnes	46.0 Bushels
2016	MORRIS	SOYBEANS	AKRAS R2 (BRETT YOUNG) (RT)	21	4,018.0	1.243 Tonnes	45.7 Bushels
2016	MORRIS	SOYBEANS	PS 0074 R2 (PRIDE) (RT)	9	1,686.0	1.224 Tonnes	45.0 Bushels

Year	Risk Area / R.M.	Crop	Variety	Farms	Acres	Yield/acre (Metric)	Yield/acre (Imperial)
2015	MORRIS	SOYBEANS	LS 005R22 (LEGEND)(RT)	3	1,322.0	1.193 Tonnes	43.9 Bushels
2015	MORRIS	SOYBEANS	PS 0074 R2 (PRIDE) (RT)	6	620.0	1.195 Tonnes	43.9 Bushels
2016	MORRIS	SOYBEANS	ASTRO R2 (PROGRAIN) (RT)	24	8,077.0	1.194 Tonnes	43.9 Bushels
2015	MORRIS	SOYBEANS	LS NORTHWESTER (LEGEND) (RT)	4	924.0	1.191 Tonnes	43.8 Bushels
2014	MORRIS	SOYBEANS	S007-Y4 RR2Y (SYNGENTA) (RT)	3	560.0	1.190 Tonnes	43.7 Bushels
2016	MORRIS	SOYBEANS	CHADBURN R2 MKZ709A1-BBYN,SC2475RR (RT)	5	1,143.2	1.183 Tonnes	43.5 Bushels
2015	MORRIS	SOYBEANS	24-10RY (DEKALB) (RT)	8	1,459.0	1.158 Tonnes	42.6 Bushels
2015	MORRIS	SOYBEANS	LS 005R24 (LEGEND) MKZ1112A1 (RT)	8	1,542.0	1.157 Tonnes	42.5 Bushels
2015	MORRIS	SOYBEANS	NSC NIVERVILLE RR2Y (NSGENETICS) (RT)	3	516.0	1.152 Tonnes	42.3 Bushels
2015	MORRIS	SOYBEANS	NSC TILSTON RR2Y (NSGENETICS) (RT)	3	635.0	1.151 Tonnes	42.3 Bushels
2015	MORRIS	SOYBEANS	25-10RY (DEKALB) (RT)	22	5,696.0	1.137 Tonnes	41.8 Bushels
2013	MORRIS	SOYBEANS	PEKKO R2 (BRETT YOUNG) A1025926 (RT)	8	1,499.0	1.121 Tonnes	41.2 Bushels
2018	MORRIS	SOYBEANS	PV10S005RR2 JFLZ115A3-COYNN (RT)	4	695.0	1.115 Tonnes	41.0 Bushels
2013	MORRIS	SOYBEANS	25-10RY (DEKALB) (RT)	25	5,924.0	1.113 Tonnes	40.9 Bushels

Year	Risk Area / R.M.	Crop	Variety	Farms	Acres	Yield/acre (Metric)	Yield/acre (Imperial)
2016	MORRIS	SOYBEANS	PS 0027 RR (PRIDE SEED) (RT)	10	3,324.0	1.112 Tonnes	40.9 Bushels
2018	MORRIS	SOYBEANS	S007-Y4 RR2Y (SYNGENTA) (RT)	6	944.0	1.114 Tonnes	40.9 Bushels
2015	MORRIS	SOYBEANS	LS 003R24N (LEGEND) (RT)	4	1,476.0	1.112 Tonnes	40.8 Bushels
2015	MORRIS	SOYBEANS	TH 33005R2Y (THUNDER) (RT)	19	4,731.0	1.109 Tonnes	40.7 Bushels
2016	MORRIS	SOYBEANS	S00-N6 (SYNGENTA) (RT)	3	632.0	1.106 Tonnes	40.7 Bushels
2015	MORRIS	SOYBEANS	S00-N6 (SYNGENTA) (RT)	4	771.0	1.105 Tonnes	40.6 Bushels
2013	MORRIS	SOYBEANS	24-10RY (DEKALB) (RT)	46	11,775.0	1.099 Tonnes	40.4 Bushels
2017	MORRIS	SOYBEANS	PRO 2525R2 (SEVITA) (RT)	10	3,327.0	1.093 Tonnes	40.2 Bushels
2014	MORRIS	SOYBEANS	TH 33005R2Y (THUNDER) (RT)	17	4,277.0	1.089 Tonnes	40.0 Bushels
2017	MORRIS	SOYBEANS	PS 0074 R2 (PRIDE) (RT)	7	1,419.0	1.089 Tonnes	40.0 Bushels
2014	MORRIS	SOYBEANS	PS 0027RR (RT)	4	1,731.0	1.086 Tonnes	39.9 Bushels
2013	MORRIS	SOYBEANS	ASTRO R2 (PROGRAIN) (RT)	5	1,323.0	1.083 Tonnes	39.8 Bushels
2014	MORRIS	SOYBEANS	ASTRO R2 (PROGRAIN) (RT)	16	3,136.0	1.082 Tonnes	39.8 Bushels
2013	MORRIS	SOYBEANS	900Y61 (PIONEER) (RT)	7	1,436.0	1.081 Tonnes	39.7 Bushels
2014	MORRIS	SOYBEANS	NSC RICHER RR2Y (NSGENETICS) (RT)	53	12,094.0	1.081 Tonnes	39.7 Bushels
2015	MORRIS	SOYBEANS	ASTRO R2 (PROGRAIN) (RT)	22	6,601.0	1.081 Tonnes	39.7 Bushels
2016	MORRIS	SOYBEANS	P008T70R (PIONEER) (RT)	10	1,756.0	1.081 Tonnes	39.7 Bushels

Show entries

First

Previous

Next

Last

Copyright © 2020 Manitoba Agricultural Services Corporation. All rights reserved.