

Traffic Sign Pamphlet

2024




































































PAGE 1 OF 4

REGULATORY

Office 420
215 Garry Street
Winnipeg
Manitoba
R3C 3P3
Canada

Manitoba 
Transportation and Infrastructure
Traffic Engineering



 RA-1 750 X 750 1200 X 1200	 RA-2 13.7 (260) 7.9 (150)	 RB-23 600 X 600 900 X 900	 RB-22 13.7 (260) 13.7 (260)	 RB-69 600 X 600 900 X 900	 RB-70 5.1 (80) 5.1 (80)	 RB-66 600 X 600 5.1 (80)			
 RA-1S4 600 X 300 13.7 (260)		 RB-2223 900 X 1350 7.9 (150)		 RB-69 T 600 X 300 900 X 450	 RB-70 T 5.1 (80) 5.1 (80)	 RC-1 450 X 600 5.1 (80)	 RC-2 5.1 (80)		
 RB-21 900 X 300 7.4 (110)		 RB-24 600 X 750 900 X 1200 1200 X 1500	 RB-25 R 5.1 (80)	 RB-25 L 7.4 (110) 7.4 (110)	 MR-4 600 X 750 5.1 (80)	 MR-81* 5.3 (90)	 RC-4 L 600 X 750	 RC-4 R 600 X 750	 MR-100 5.1 (80)
 RB-1 600 X 750 900 X 1200 5.3 (90) 7.6 (130)		 RB-61 600 X 600	 RB-62 5.1 (80)	 MR-82 300 X 450	 MR-83 5.1 (80)	 RA-3 L 600 X 750 900 X 1200	 RA-3 R 600 X 750 900 X 1200		
 RB-11 L	 RB-11 R	 RB-31 900 X 900	 RB-32 5.1 (80)	 MR-98 900 X 1200 1200 X 1500		 RA-4 L 600 X 750 900 X 1200	 RA-4 R 5.1 (80) 7.4 (110)		
 RB-14 L	 RB-14 R	 RB-34 600 X 750 900 X 1200 1200 X 1500	 RB-35 5.1 (80) 7.4 (110) 7.4 (110)	 RB-41 L 600 X 600	 RB-41 R 5.1 (80)	 RB-41 S-R 5.1 (80)			
 RB-15 600 X 600 900 X 900 5.1 (80)	 RB-16 5.1 (80)	 RB-63 600 X 600 900 X 900 5.3 (90)	 MR-127 5.3 (90)	 RB-41 RT 600 X 300 5.1 (80)		 MR-120 U 7.4 (110)			
 RB-17 R 600 X 900 5.1 (80)				 RB-51 L 300 X 300 600 X 600	 RB-51 5.1 (80)	 RB-51 R 5.1 (80)			
 RB-17 T 600 X 300 5.1 (80)				 RB-55 L 300 X 300 600 X 600	 RB-55 5.1 (80)	 RB-55 R 5.1 (80)			
 MR-10 (U) 2700 X 915		 MR-23 600 X 750	 MR-102 750 X 750	 RC-6 600 X 600 900 X 900 1200 X 1200	RC-6S 600 X 300 5.1 (80)	 MR-141 750 X 1200 7.4 (110)			
 MR-10 (R) 2700 X 915 1.2 (40)		 MR-23 T 600 X 300 5.1 (80)				 MR-141 T 750 X 450 5.1 (80)			
						 ID-23 900 X 900 5.1 (80)			
						 ID-23 S 900 X 750 5.1 (80)			

WARNING

WA-1L WA-1R WA-2L WA-2R WA-3L WA-3R WA-4L WA-4R WA-5L WA-5R WA-6L WA-6R <p>600 X 600 750 X 750 900 X 900</p>	WA-11 WA-12 R WA-13 L WA-14 WA-16 R WA-18 L* WA-18* WA-18 R* WA-21 WA-22 WA-23 <p>750 X 750 5.1 (80) *13.3 (230) 900 X 900 5.1 (80) *13.3 (230)</p> WA-24 WA-25 WA-26* WA-31 WA-32 WA-33 L WA-33 R WA-34 <p>750 X 750 5.1 (80) *5.3 (90) 900 X 900 5.1 (80) *5.3 (90)</p> WA-39 <p>750 X 750 13.3 (230) 900 X 900 13.3 (230)</p> WA-33 LT WA-33 RT <p>600 X 300 5.1 (80) 900 X 450 5.1 (80)</p> WA-9 H-4 <p>600 X 750 750 X 750 13.3 (230)</p> WA-38 <p>600 X 1660 7.8 (140)</p>	WB-1 <p>900 X 900 1200 X 1200</p> WB-4 <p>13.3 (230) 7.8 (140)</p> WB-9 <p>750 X 750 13.3 (230) 900 X 900 13.3 (230) 1200 X 1200 7.8 (140)</p> WB-3 WC-5 WC-6 WC-7 WC-10 WC-12 R WC-13 WC-15 WC-23 <p>750 X 750 5.1 (80) 900 X 900 5.1 (80)</p> WC-1 <p>750 X 750 13.3 (230)</p> WC-16 R <p>750 X 750 13.3 (230) 900 X 900 13.3 (230)</p> WC-2 R WC-3 MW-95 <p>750 X 750 5.1 (80) 900 X 900 5.1 (80)</p> WC-9 <p>900 X 900 5.1 (80)</p> WC-9 T MW-89 MW-132 <p>900 X 450 5.1 (80)</p> WA-30 S WA-28 S <p>600 X 300 5.3 (90) 900 X 450 5.3 (90)</p>	MW-82 MW-86 MW-87 MW-88 MW-90 MW-94 MW-99 MW-107 <p>900 X 900 5.1 (80)</p> WA-27 <p>900 X 600 5.3 (90)</p> WA-36 <p>400 X 900 13.3 (230) 600 X 1350 7.8 (140)</p> WA-36 L WA-36 R H-315 T <p>300 X 900 13.3 (230)</p> H-320 <p>100 X 200 5.1 (80)</p> H-319 S <p>SHEETING ONLY (FOR POLYPOSTS) 300 X 200 10.6 (190)</p> H-319 <p>SHEETING ON ALUMINUM 100 X 200 13.3 (230)</p> H-323 DS <p>DOUBLE-SIDED 450 X 450 13.5 (240)</p> H-323 SS <p>SINGLE-SIDED 600 X 600 13.6 (250)</p>
--	---	---	--

Traffic Sign Pamphlet

2024

PAGE 3 OF 4

INFORMATION

Office 420
215 Garry Street
Winnipeg
Manitoba
R3C 3P3
Canada



D-321 90 X 900 D-322 90 X 450 13.7 (260)	IB-1* M-2A* M-2B M-2G M-2J M-2Q M-2W* M-2X* M-2Y* 600 X 750 5.1 (80) *5.3 (90) 900 X 1200 7.4 (110) *7.6 (130)	JCT IB-3 IS-5 L IS-6 R IS-7 IS-8 IS-9 R MM-4 L MM-5 MM-18 NORTH IS-10 EAST IS-11 SOUTH IS-12 WEST IS-13 BY-PASS IS-14 ENDS IS-15 TO MM-17 CITY ROUTE MM-19 2 km MM-20 LEFT LANE MM-23 EXIT 2 km MM-24 NEXT LEFT MM-25 LEFT AT 304 MM-26 600 X 600 600 X 300 5.1 (80) 900 X 450 5.1 (80)
ID-21 R 130 X 200 5.1 (80)	M-2H M-2K M-2N M-2P* M-2S* 600 X 600 900 X 900 M-2R 5.1 (80) *5.3 (90)	JUNCTION IB-4 MM-8 1240 X 300 7.4 (110) 1840 X 450 7.4 (110)
Darren st IDM-1 ? X 150 12.2 (210)	M-2C* M-2H M-2K M-2N M-2P* M-2S* 600 X 600 900 X 900 M-2R 5.1 (80) *5.3 (90)	IC-1 IC-2 IC-3 IC-4 IC-5 IC-6 IC-7 IC-8 IC-9 IC-15 IC-20 IC-21 IC-10 IC-11 IC-12 IC-13 IC-14 IC-16 SERVICE ROAD MI-22 BUSINESS SECTION MI-50 Historic Site MI-49 MI-21 MI-26 MI-27 MI-29 MI-30 MI-31 MI-33 MI-34 MI-37 MI-38 MI-39 MI-41 MI-42 MI-46 MI-47 MI-90 MI-189 MI-190 MI-192 600 X 600 5.1 (80) 900 X 900 5.1 (80)
Luis RD IDM-2 ? X 230 12.3 (220)	M-2V M-2L 600 X 900 M-2V 5.1 (80)	
Cantilever BLVD IDM-3 ? X 305 2.2 (50)	M-2M M-2MB 600 X 600 600 X 750 5.1 (80)	
CBC 990 AM CBC 98.3 FM MI-53 1800 X 1200 7.5 (120)	M-2K M-2N M-2P* M-2S* 600 X 600 900 X 900 M-2R 5.1 (80) *5.3 (90)	
NCI 96.3 FM MI-54 Thompson 1200 X 1200 7.5 (120)	M-2M M-2MB 600 X 600 600 X 750 5.1 (80)	
ADOPT-A-HIGHWAY LITTER CONTROL NEXT 8 km MI-87 1500 X 750 7.4 (110)	M-2K T M-2K TB M-2H T M-2Q T M-2R T 600 X 300 5.1 (80) 900 X 450 5.1 (80)	
Thanks The Clean Team Site Available MI-87 T MI-87 TB 1500 X 600 7.4 (110)	M-2V M-2L 600 X 900 M-2V 5.1 (80)	
MI-116 600 X 600 16.1 (310) 900 X 900 16.1 (310)	M-2K T M-2K TB M-2H T M-2Q T M-2R T 600 X 300 5.1 (80) 900 X 450 5.1 (80)	
M-2F Route Lord Selkirk 1200 X 900 7.4 (110)	M-2K T M-2K TB M-2H T M-2Q T M-2R T 600 X 300 5.1 (80) 900 X 450 5.1 (80)	






















































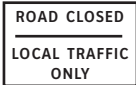
















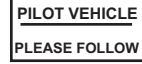

OTHER SERVICE SYMBOLS ARE AVAILABLE;
CONTACT THE TRAFFIC SIGNING TECHNOLOGIST.

CONSTRUCTION

Office 420
215 Garry Street
Winnipeg
Manitoba
R3C 3P3
Canada

Manitoba 
Transportation and Infrastructure
Traffic Engineering



 TC-2	 TC-3	 TC-4	 MC-1	 MC-1B	<p>TRAFFIC CONTROL PADDLES</p>  							
 TC-4 DB	 TC-5 R	 TC-5 L	<p>900 X 900 5.1 (80) 1200 X 1200 7.4 (110)</p>	 	<p>450 X 450 13.9 (270)</p>							
 TC-10	 TC-13 R	 TC-13 L	 MC-1 D	 MC-1 DF	 MC-1 DB	 MC-64	<p>900 X 900 13.3 (230)</p>					
 TC-14 R	 TC-14 L	 TC-15 L	 MC-4	 MC-6	 MC-31	 TC-17	 MW-150	<p>750 X 1200 7.4 (110)</p>				
 TC-15 R	 TC-16 L	 TC-16 R	 MC-32	 MC-33	 MC-36	 MR-179	 MR-179 F	<p>600 X 600 5.1 (80) 900 X 900 5.1 (80)</p>				
 TC-24	 TC-25 R	 TC-26 R	 MC-37	 MC-51	 MC-53	 WD-A44	 TC-36S	 TC-36S F	 TC-36S B			
 TC-27 R	 TC-28 R	 TC-29 R	 MC-55	<p>900 X 900 5.1 (80)</p>	 TC-49 T	<p>600 X 300 5.1 (80) 900 X 450 5.1 (80)</p>						
 TC-33 R	 TC-35	 TC-39	 MC-9	<p>1200 X 750 7.4 (110)</p>	 TC-22 S	<p>600 X 600 5.3 (90) 750 X 750 5.3 (90)</p>						
 TC-47	 TC-48	 TC-49	 MC-41	<p>900 X 600 5.1 (80)</p>	 H-316 R	<p>1800 X 200</p>	<p>H-316 R</p>					
 TC-50	 TC-51	 TC-54 R	 MC-42	<p>1200 X 600 15.1 (290)</p>	 H-316 L	<p>1800 X 200</p>	<p>H-316 L</p>					
 TC-58	 TC-59	 TC-60	<p>900 X 900 5.1 (80)</p>	<p>FRONT</p>  PILOT VEHICLE FRONT	 H-317	<p>1800 X 400</p>	<p>H-317</p>	<p>4.1 (60)</p>				
			<p>BACK</p>  PILOT VEHICLE BACK PLEASE FOLLOW	<p>1800 X 200 11.1 (200)</p>	 H-318 R or L	<p>1800 X 200</p>	<p>FRONT</p>	<p>BACK</p>				
<p>GATEWAY ASSEMBLY BOARDS</p>												